

(12) STANDARD PATENT
(19) AUSTRALIAN PATENT OFFICE

(11) Application No. **AU 2008215397 B2**

(54) Title
Pharmaceutical composition comprising pyrazine derivative, and method of using pyrazine derivative in combination

(51) International Patent Classification(s)
C07D 241/24 (2006.01) **A61P 31/16** (2006.01)
A61K 31/215 (2006.01) **A61P 43/00** (2006.01)
A61K 31/4965 (2006.01)

(21) Application No: **2008215397** (22) Date of Filing: **2008.02.14**

(87) WIPO No: **WO08/099874**

(30) Priority Data

(31) Number	(32) Date	(33) Country
2007-035975	2007.02.16	JP

(43) Publication Date: **2008.08.21**

(44) Accepted Journal Date: **2012.09.06**

(71) Applicant(s)
TOYAMA CHEMICAL CO., LTD.

(72) Inventor(s)
Maekawa, Masako

(74) Agent / Attorney
Griffith Hack, GPO Box 1285, Melbourne, VIC, 3001

(56) Related Art
US 2002/0013316 (family member of WO 2000/010569)

(19) 世界知的所有権機関
国際事務局



(43) 国際公開日
2008年8月21日 (21.08.2008)

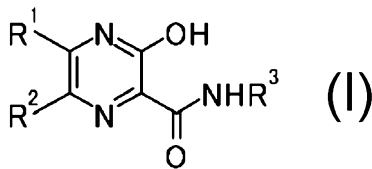
PCT

(10) 国際公開番号
WO 2008/099874 A1

- (51) 国際特許分類:
A61K 31/4965 (2006.01) *A61P 43/00* (2006.01)
A61K 31/215 (2006.01) *C07D 241/24* (2006.01)
A61P 31/16 (2006.01)
- (21) 国際出願番号: PCT/JP2008/052425
- (22) 国際出願日: 2008年2月14日 (14.02.2008)
- (25) 国際出願の言語: 日本語
- (26) 国際公開の言語: 日本語
- (30) 優先権データ:
 特願2007-035975 2007年2月16日 (16.02.2007) JP
- (71) 出願人 (米国を除く全ての指定国について): 富山化学工業株式会社 (TOYAMA CHEMICAL CO., LTD.) [JP/JP]; 〒1600023 東京都新宿区西新宿三丁目2番5号 Tokyo (JP).
- (72) 発明者; および
- (75) 発明者/出願人 (米国についてのみ): 前川 仁子 (MAEKAWA, Masako) [JP/JP]; 〒9308508 富山県富山
- (81) 指定国 (表示のない限り、全ての種類の国内保護が可能): AE, AG, AL, AM, AO, AT, AU, AZ, BA, BB, BG, BH, BR, BW, BY, BZ, CA, CH, CN, CO, CR, CU, CZ, DE, DK, DM, DO, DZ, EC, EE, EG, ES, FI, GB, GD, GE, GH, GM, GT, HN, HR, HU, ID, IL, IN, IS, JP, KE, KG, KM, KN, KP, KR, KZ, LA, LC, LK, LR, LS, LT, LU, LY, MA, MD, ME, MG, MK, MN, MW, MX, MY, MZ, NA, NG, NI, NO, NZ, OM, PG, PH, PL, PT, RO, RS, RU, SC, SD, SE, SG, SK, SL, SM, SV, SY, TJ, TM, TN, TR, TT, TZ, UA, UG, US, UZ, VC, VN, ZA, ZM, ZW.
- (84) 指定国 (表示のない限り、全ての種類の広域保護が可能): ARIPO (BW, GH, GM, KE, LS, MW, MZ, NA, SD, SL, SZ, TZ, UG, ZM, ZW), ユーラシア (AM, AZ, BY, KG, KZ, MD, RU, TJ, TM), ヨーロッパ (AT, BE, BG, CH, CY, CZ, DE, DK, EE, ES, FI, FR, GB, GR, HR, HU, IE, IS, IT, LT, LU, LV, MC, MT, NL, NO, PL, PT, RO, SE, SI, SK, TR), OAPI (BF, BJ, CF, CG, CI, CM, GA, GN, GQ, GW, ML, MR, NE, SN, TD, TG).
- 添付公開書類:
 — 国際調査報告書

(54) Title: PHARMACEUTICAL COMPOSITION COMPRISING PYRAZINE DERIVATIVE, AND METHOD OF USING PYRAZINE DERIVATIVE IN COMBINATION

(54) 発明の名称: ピラジン誘導体を含有する医薬組成物およびピラジン誘導体を組み合わせて使用する方法



(57) Abstract: Disclosed is a pharmaceutical composition comprising a pyrazine derivative represented by the general formula: [wherein R¹ and R² independently represent a hydrogen atom or a halogen atom; and R³ represents a hydrogen atom or an amino-protecting group] or a salt thereof and at least one neuraminidase inhibitor. The pharmaceutical composition is useful for a treatment including the treatment or prevention of influenza. Also disclosed is a method of using these components in combination. The method is useful for a treatment including the treatment or prevention of influenza.

(57) 要約: 一般式「式中、R¹およびR²は、同一または異なって水素原子またはハロゲン原子を; R³は、水素原子またはアミノ保護基を示す。」で表されるピラジン誘導体またはその塩ならびに一種以上のノイラミニダーゼ阻害剤を含有する医薬組成物は、インフルエンザの治療または予防などの処置に有用であり、これらを組み合わせて使用する方法は、インフルエンザの治療または予防などの処置に有用である。

WO 2008/099874 A1

1

DESCRIPTION

PHARMACEUTICAL COMPOSITION COMPRISING PYRAZINE
DERIVATIVE, AND METHOD OF USING PYRAZINE
DERIVATIVE IN COMBINATION

TECHNICAL FIELD

[0001]

The present invention relates to a pharmaceutical composition comprising a pyrazine
5 derivative or a salt thereof and one or more
neuraminidase inhibitor(s), which is useful in the
treatment (e.g., therapy or prevention) of viral
diseases. Moreover, the present invention relates to a
method of using a pyrazine derivative or a salt thereof
10 and neuraminidase inhibitor(s) in combination for
treatment (e.g., therapy or prevention) of influenza.

BACKGROUND ART

[0002]

Influenza virus infection (hereinafter,
15 referred to as influenza) caused by influenza virus is
frequently a fatal disease. In recent years, viruses
such as avian influenza have occurred, which exhibit
strong pathogenicity to humans. Avian influenza
threatens to be pandemic.

20 However, drugs applicable to influenza are
much fewer than antimicrobial agents or the like. For

example, amantadine and oseltamivir currently used have problems such as resistance to them.

A method of using anti-influenza virus agents in combination has been discussed for the purpose of
5 reducing drug resistance of influenza virus, enhancing therapeutic effects, and/or reducing side effects, etc. However, the drugs used in combination are limited in number and do not always produce satisfactory effects.
[0003]

10 For example, neuraminidase inhibitors are known as drugs that exhibit effects on influenza virus. Neuraminidase, which is a spike glycoprotein found on the surface of influenza virus, is required for influenza virus infecting cells of the throat or
15 bronchus and proliferating to spread to their neighboring cells. The inhibition of neuraminidase may suppress the spread of such influenza virus to the neighboring cells. For example, a neuraminidase inhibitor oseltamivir is converted to its active form
20 GS-4071 in vivo, which exhibits antiviral effects such that it inhibits neuraminidase on influenza virus (NON-PATENT DOCUMENT 1). Oseltamivir and zanamivir are commercially available as neuraminidase inhibitors. Such drugs have still been developed and studied.

25 On the other hand, a pyrazine derivative having antiviral activities is known (PATENT DOCUMENT 1). This pyrazine derivative is known to exhibit antiviral effects upon intracellular

ribosylphosphorylation such that it inhibits virus RNA polymerase (PATENT DOCUMENT 2).

However, neither a pharmaceutical composition comprising a neuraminidase inhibitor and a pyrazine derivative nor a method of using a neuraminidase inhibitor and a pyrazine derivative in combination has been known so far.

[0004]

PATENT DOCUMENT 1: Pamphlet of WO00/10569

10 PATENT DOCUMENT 2: Pamphlet of WO03/015798

NON-PATENT DOCUMENT 1: Japanese Journal of Clinical Medicine, 2003, vol. 61, p. 1975-1979

DISCLOSURE OF THE INVENTION

PROBLEMS TO BE SOLVED BY THE INVENTION

15 [0005]

There has been a demand for a pharmaceutical composition which has strong anti-influenza virus activities with few side effects and is useful for the treatment (e.g., therapy or prevention) of influenza and for a method of treatment of influenza.

MEANS FOR SOLVING THE PROBLEMS

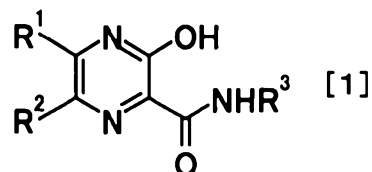
[0006]

Under such circumstances, the present inventor has conducted diligent studies and consequently completed the present invention by finding that a pharmaceutical composition comprising a pyrazine

25

derivative represented by the following general formula [1] or a salt thereof and one or more neuraminidase inhibitor(s):

[Formula 1]



wherein R¹ and R² are the same or different and each represents a hydrogen atom or a halogen atom; and R³ represents a hydrogen atom or an amino-protecting group,

has strong anti-influenza virus activities and is useful for the treatment of influenza, and that a method of using these compounds in combination is useful as a method of treatment of influenza.

10 [0006a]

In another aspect the present invention provides a method of using a pyrazine derivative represented by the following general formula or a salt thereof and one or more neuraminidase inhibitor(s) in combination for treatment of influenza virus infection:

[Formula 2]



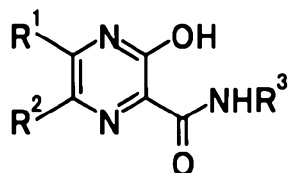
4a

wherein R¹ and R² are the same or different and each represents a hydrogen atom or a halogen atom; and R³ represents a hydrogen atom or an amino-protecting group.

5 [0006b]

In another aspect the present invention provides use of a pyrazine derivative represented by the following general formula or a salt thereof and one or more neuraminidase inhibitor(s) in the manufacture
10 of a medicament for treatment of influenza virus infection:

[Formula 2]



15

wherein R¹ and R² are the same or different and each represents a hydrogen atom or a halogen atom; and R³ represents a hydrogen atom or an amino-protecting group.

20

ADVANTAGES OF THE INVENTION

[0007]

A pharmaceutical composition comprising a pyrazine derivative or a salt thereof and one or more
25 neuraminidase inhibitor(s) has synergistic strong anti-

4b

influenza virus activities and is useful for the
treatment (e.g., therapy or prevention) of influenza.
A method of using these compounds in combination is
useful as a method of treatment (e.g., therapy or
5 prevention) of influenza.

BEST MODE FOR CARRYING OUT THE INVENTION

[0008]

Hereinafter, the present invention will be described in detail.

5 In the present specification, unless otherwise specified, a halogen atom means fluorine, chlorine, bromine, and iodine atoms; an acyl group means, for example, a formyl group, a linear or branched C₂₋₁₂ alkanoyl group (e.g., acetyl, propionyl, 10 butyryl, isovaleryl, and pivaloyl), an ar-C₁₋₆ alkylcarbonyl group (e.g., benzylcarbonyl), a cyclic hydrocarbon carbonyl group (e.g., benzoyl and naphthoyl), a heterocyclic carbonyl group (e.g., nicotinoyl, thenoyl, pyrrolidinocarbonyl, and furoyl), 15 a succinyl group, a glutaryl group, a maleoyl group, a phthaloyl group, and a linear or branched α -aminoalkanoyl group (which may be N-terminally protected) derived from amino acids (examples of the amino acids include glycine, alanine, valine, leucine, 20 isoleucine, serine, threonine, cysteine, methionine, aspartic acid, glutamic acid, asparagine, glutamine, arginine, lysine, histidine, hydroxylysine, phenylalanine, tyrosine, tryptophan, proline, and hydroxyproline); an alkyloxycarbonyl group means, for 25 example, a linear or branched C₁₋₁₂ alkyloxycarbonyl group such as methoxycarbonyl, ethoxycarbonyl, 1,1-dimethylpropoxycarbonyl, isopropoxycarbonyl, 2-ethylhexyloxycarbonyl, tert-butoxycarbonyl, and tert-

pentylloxycarbonyl; an aralkyloxycarbonyl group means, for example, an ar-C₁₋₆ alkyloxycarbonyl group such as benzyloxycarbonyl and phenethylloxycarbonyl groups; an aryloxycarbonyl group means, for example, a phenyloxycarbonyl group; an aralkyl group means, for example, an ar-C₁₋₆ alkyl group such as benzyl, diphenylmethyl, trityl, phenethyl, and naphthylmethyl; an alkoxyalkyl group means, for example, a C₁₋₆ alkyloxy-C₁₋₆ alkyl group such as methoxymethyl and 1-ethoxyethyl; an aralkyloxyalkyl group means, for example, an ar-C₁₋₆ alkyloxy-C₁₋₆ alkyl group such as benzyloxymethyl and phenethylloxymethyl;

[0009]

an arylthio group means, for example, a phenylthio group; an alkylsulfonyl group means, for example, a C₁₋₆ alkylsulfonyl group such as methylsulfonyl, ethylsulfonyl, and propylsulfonyl; an arylsulfonyl group means, for example, benzenesulfonyl, toluenesulfonyl, and naphthalenesulfonyl groups; a dialkylaminoalkylidene group means, for example, N,N-dimethylaminomethylene and N,N-diethylaminomethylene groups; an aralkylidene group means, for example, benzylidene and naphthylmethylene groups; a nitrogen-containing heterocyclic alkylidene group means, for example, a 3-hydroxy-4-pyridylmethylene group; a cycloalkylidene group means, for example, cyclopentylidene and cyclohexylidene groups; a diarylphosphoryl group means, for example, a

diphenylphosphoryl group; a diaralkylphosphoryl group means, for example, a dibenzylphosphoryl group; an oxygen-containing heterocyclic alkyl group means, for example, a 5-methyl-2-oxo-2H-1,3-dioxol-4-ylmethyl
5 group; and a substituted silyl group means, for example, trimethylsilyl, triethylsilyl, and tributylsilyl groups.

[0010]

An amino-protecting group encompasses all
10 groups available as usual amino-protecting groups. Examples thereof include groups described in W. Greene et al., Protective Groups in Organic Synthesis, 3rd ed., p. 494-653, 1999, John Wiley & Sons, INC. Specific examples thereof include an acyl group, an
15 alkyloxycarbonyl group, an aralkyloxycarbonyl group, an aryloxycarbonyl group, an aralkyl group, an alkoxyalkyl group, an aralkyloxyalkyl group, an arylthio group, an alkylsulfonyl group, an arylsulfonyl group, a dialkylaminoalkylidene group, an aralkylidene group, a
20 nitrogen-containing heterocyclic alkylidene group, a cycloalkylidene group, a diarylphosphoryl group, a diaralkylphosphoryl group, an oxygen-containing heterocyclic alkyl group, and a substituted silyl group.

25 [0011]

Examples of a salt of the compound of the general formula [1] used in the present invention may include usually known salts of hydroxyl groups.

Examples thereof may include: salts with alkali metals such as sodium and potassium; salts with alkaline-earth metals such as calcium and magnesium; ammonium salts; and salts with nitrogen-containing organic bases such as trimethylamine, triethylamine, tributylamine, N-methylpiperidine, N-methylmorpholine, diethylamine, dicyclohexylamine, procaine, dibenzylamine, N-benzyl- β -phenethylamine, 1-ephedrine, and N,N'-dibenzylethylenediamine.

Desirable examples of the salt include pharmacologically acceptable salts. A salt with sodium is preferable.

[0012]

Desirable examples of the compound of the general formula [1] used in the present invention include the following compounds:

compounds represented by the general formula [1] wherein R^1 is a hydrogen atom, R^2 is a fluorine atom, and R^3 is a hydrogen atom.

[0013]

The compound of the general formula [1] used in the present invention is produced by combining methods known per se in the art and may be produced according to, for example, a production method described in PATENT DOCUMENT 1.

[0014]

Examples of a neuraminidase inhibitor used in the present invention include compounds themselves or

their in-vivo metabolites having inhibitory effects on neuraminidase, such as oseltamivir, zanamivir, peramivir, CS-8958 and FRUNET. Oseltamivir and zanamivir are preferable. Oseltamivir is furthermore
5 desirable.

[0015]

The administration route of a pharmaceutical composition of the present invention is not particularly limited, and it may be administered
10 intravenously, orally, intramuscularly, hypodermically, by inhalation, by spraying, or through other administration routes. Moreover, the pyrazine derivative represented by the general formula [1] or the salt thereof may be administered with the
15 neuraminidase inhibitor simultaneously or in a particular order.

[0016]

The pharmaceutical composition of the present invention is useful for the treatment (e.g., therapy or
20 prevention) of influenza.

The pharmaceutical composition of the present invention allows treatment (e.g., therapy or prevention) of more severe influenza. Moreover, the individual drugs used exhibit strong anti-influenza
25 virus effects even when they are administered in decreased amounts. Therefore, their respective side effects can be reduced.

[0017]

When the pharmaceutical composition of the present invention is used, it may usually be mixed appropriately with pharmaceutical aids used in formulation, such as an excipient, a carrier, and a diluent. These formulations may be administered orally or parenterally in a form such as a tablet, a capsule, a powder, a syrup, a granule, a pill, a suspension, an emulsion, a solution, a powdered preparation, a suppository, eye drops, nasal drops, eardrops, a patch, an ointment, or an injection according to a conventional method. Moreover, an administration method, a dose, and the frequency of administration may be selected appropriately according to the age, body weight, and symptom of a patient. It may usually be administered orally or parenterally (e.g., injection, intravenous drips, and administration to a rectal site) to an adult in one to several divided dose(s) at dose(s) of 0.01 to 1000 mg/kg per day.

EXAMPLES

[0018]

Next, the present invention will be described with reference to Test Examples. However, the present invention is not intended to be limited to them.

[0019]

6-Fluoro-3-hydroxy-2-pyrazinecarboxamide (hereinafter, referred to as T-705) was selected as a test compound. GS-4071, which is an in-vivo active

form of oseltamivir, and zanamivir were selected as neuraminidase inhibitors. In this context, GS-4071 used in the present tests was obtained by extraction from Tamiflu (commercially available drug), followed by hydrolysis according to a conventional method.

[0020]

Test Example 1

T-705 was selected as a test compound. GS-4071 was selected as a neuraminidase inhibitor.

10 (1) Culture of MDCK cells

Madin-Darby Canine Kidney (hereinafter, referred to as MDCK) cells subcultured at 37°C under 5% carbon dioxide conditions in an Eagle's MEM medium supplemented with 10% fetal bovine serum in the culture solution were dissociated by an ethylenediaminetetraacetic acid-trypsin method and suspended in the same medium as above. The cell suspension prepared to contain 2×10^4 cells in 100 μ L was in turn inoculated to a 96-well plate. The cells were cultured overnight at 37°C under 5% carbon dioxide conditions to obtain a monolayer of MDCK cells.

[0021]

(2) Influenza virus infection and drug addition

A test medium used was a medium prepared by adding L-1-tosylamido-2-phenylethyl chloromethyl ketone (TPCK)-treated trypsin at a concentration of 3 μ g/mL to an Eagle's MEM medium containing 1% bovine serum albumin supplemented with 60 μ g/mL kanamycin and four

times the usual concentration of vitamins.

The MDCK cells obtained in the paragraph (1) were rinsed with an Eagle's MEM medium after removal of the culture supernatant. Then, to each well, the following agents were added: 100 μ L of an Eagle's MEM medium containing bovine serum albumin and vitamins at two times the concentration of the test medium; 50 μ L of an influenza virus (PR/8 (H1N1)) solution adjusted to 4.0×10^3 PFU/mL with an Eagle's MEM medium containing TPCK-treated trypsin at four times the concentration of the test medium; and 50 μ L of an Eagle's MEM medium containing T-705 or GS-4071 at four times the target concentration (T-705 target concentration (μ g/mL): 0.0156, 0.0313, 0.0625, 0.125, 0.25, 0.5, 1, 2, and 4; and GS-4071 target concentration (μ g/mL): 0.00313, 0.00625, 0.0125, 0.025, 0.05, 0.1, 0.2, 0.4, and 0.8) or containing a T-705/GS-4071 (5:1 ratio by weight concentration) mixture at the four times the target concentration.

After drug addition, the cells were cultured at 35°C for 2 days under 5% carbon dioxide conditions.
[0022]

(3) Neutral red uptake assay

Cytopathic effect (CPE) observed along with influenza virus proliferation was assessed by the methods described in J. Virol. Methods, 2002, vol. 106, p. 71-79 and Proc. Natl. Acad. Sci., 1998, vol. 95, p. 8874-8849.

After the completion of culture, a 0.033% neutral red solution diluted with a calcium/magnesium-free Dulbecco's phosphate buffer was added at a volume of 100 μ l to each well. The plate was allowed to stand at 35°C under 5% carbon dioxide conditions. Two hours later, the solutions in the wells were removed by aspiration. After rinsing twice with 100 μ L of a calcium/magnesium-free Dulbecco's phosphate buffer, 100 μ L of a mixed solution of a buffer (pH 4.2; composed of 0.1 mol/L sodium citrate and 0.1 mol/L hydrochloric acid) and ethanol at 1:1 ratio by volume was added to each well. The plate was allowed to stand at room temperature, protected from light. Thirty minutes later, absorbance (540 nm) was measured using a microplate reader (BIO-RAD Model 550). Uninfected controls were prepared by adding, instead of the influenza virus solution, 50 μ L of an Eagle's MEM medium containing TPCK-treated trypsin at four times the concentration of the test medium and subjected to the same procedures as those for the test group, followed by absorbance measurement. For blank, wells without being inoculated with the MDCK cells were subjected to the same procedures as those for the uninfected controls, followed by absorbance measurement. Eight wells were used in each concentration. An average value was used, and a numeric value obtained by subtracting the absorbance of blank from the measured value was used for following

calculation as absorbance. A value obtained by subtracting the absorbance of infected controls from that of the uninfected controls was used as a value of complete inhibition of virus proliferation. The
 5 inhibition rate of virus proliferation in each test was calculated according to the following formula:

$$\text{Inhibition rate of virus proliferation} = \frac{[(\text{Absorbance of single drug or combined drugs}) - (\text{Absorbance of infected control})]}{[(\text{Absorbance of uninfected control}) - (\text{Absorbance of infected control})]}.$$

10 [0023]

(4) Analysis of combination effects

From the concentrations of single drugs and two drugs used in combination, the ratio of the
 15 combination drugs, and the inhibition rate of virus proliferation, the combination effects were analyzed using SAS release 8.2 (SAS Institute Japan Ltd.) according to the Median effect method of Chou et al. Of methods shown in *Advanced Enzyme Regulation*, 1984,
 20 vol. 22, p. 27-55, an equation for drugs whose mechanisms of action are completely independent from each other (mutually nonexclusive drugs) was used to calculate a CI value. The combination effects were determined based on a CI value at 50% inhibition of
 25 virus proliferation according to the description of the paper of Taira et al. [*Acta Medica Okayama.*, 2006, vol. 60, p. 25-34] wherein $CI \leq 0.8$ represents synergism, $0.8 < CI < 1.2$ represents additivity, and $1.2 \leq CI$

represents antagonism.

[0024]

The inhibition rates of virus proliferation of T-705 singly used, GS-4071 singly used, and the combination of these drugs are shown in Table 1.

Results of analysis using these values are shown in Table 2.

[0025]

[Table 1]

Single use of T-705		Single use of GS-4071		Combined use of T-705 and GS-4071	
Conc. (µg/mL)	Inhibition rate	Conc. (µg/mL)	Inhibition rate	Conc. (µg/mL)	Inhibition rate
0.0156	0.019	0.00313	0.019	0.01873	0.040
0.0313	0.067	0.00625	0.11	0.03755	0.21
0.0625	0.097	0.0125	0.14	0.075	0.41
0.125	0.27	0.025	0.25	0.15	0.59
0.25	0.43	0.05	0.29	0.3	0.73
0.5	0.60	0.1	0.42	0.6	0.96
1	0.85	0.2	0.61	1.2	0.88
2	0.93	0.4	0.73	2.4	0.95
4	1.0	0.8	0.84	4.8	0.94

[0026]

[Table 2]

Ratio of combined drugs (T-705:GS-4071)	CI value at 50% inhibition
5:1	0.66

[0027]

The combined administration of T-705 and GS-4071 (in-vivo active form of oseltamivir) exhibited more excellent synergistic inhibitory effects on virus proliferation than that exhibited by the single-drug

administration.

[0028]

Test Example 2

T-705 was selected as a test compound.

5 Zanamivir was selected as a neuraminidase inhibitor. A test was conducted in the same way as in the method described in Test Example 1.

[0029]

10 The inhibition rates of virus proliferation of T-705 singly used, zanamivir singly used, and the combination of these drugs are shown in Table 3.

Results of analysis using these values are shown in Table 4.

[0030]

[Table 3]

Single use of T-705		Single use of Zanamivir		Combined use of T-705 and Zanamivir	
Conc. ($\mu\text{g/mL}$)	Inhibition rate	Conc. ($\mu\text{g/mL}$)	Inhibition rate	Conc. ($\mu\text{g/mL}$)	Inhibition rate
0.0625	0.062	0.0031	0.062	0.01875	0.10
0.125	0.17	0.00625	0.12	0.0375	0.23
0.25	0.34	0.0125	0.23	0.075	0.38
0.5	0.64	0.025	0.28	0.15	0.69
1	0.77	0.05	0.49	0.3	0.87
2	0.89	0.1	0.60	0.6	0.94
		0.2	0.67		
		0.4	0.75		

[0031]

[Table 4]

Ratio of combined drugs (T-705:Zanamivir)	CI value at 50% inhibition
5:1	0.38

[0032]

The combined administration of T-705 and zanamivir exhibited more excellent synergistic inhibitory effects on virus proliferation than that exhibited by the single-drug administration.

[0033]

Test Example 3

T-705 was selected as a test compound. GS-4071 was selected as a neuraminidase inhibitor. A test was conducted in the same way as in the method described in Test Example 1 using Victoria/3/75 (H3N2) as influenza virus.

[0034]

The inhibition rates of virus proliferation of T-705 singly used, GS-4071 singly used, and the combination of these drugs are shown in Table 5. Results of analysis using these values are shown in Table 6.

[0035]

[Table 5]

Single use of T-705		Single use of GS-4071		Combined use of T-705 and GS-4071	
Conc. ($\mu\text{g}/\text{mL}$)	Inhibition rate	Conc. ($\mu\text{g}/\text{mL}$)	Inhibition rate	Conc. ($\mu\text{g}/\text{mL}$)	Inhibition rate
0.125	0.026	0.003125	0.086	0.01875	0.15
0.25	0.09	0.00625	0.14	0.0375	0.37
0.5	0.42	0.0125	0.44	0.075	0.72
1	0.76	0.025	0.54	0.15	0.92
2	0.86	0.05	0.68	0.3	1.03
4	0.94	0.1	0.80		
		0.2	0.88		

[0036]

[Table 6]

Ratio of combined drugs (T-705:GS-4071)	CI value at 50% inhibition
5:1	0.36

[0037]

The combined administration of T-705 and GS-4071 (in-vivo active form of oseltamivir) exhibited 5 more excellent synergistic inhibitory effects on virus proliferation than that exhibited by the single-drug administration.

[0038]

Test Example 4

10 T-705 was selected as a test compound. Zanamivir was selected as a neuraminidase inhibitor. A test was conducted in the same way as in the method described in Test Example 3.

[0039]

15 The inhibition rates of virus proliferation of T-705 singly used, zanamivir singly used, and the combination of these drugs are shown in Table 7. Results of analysis using these values are shown in Table 8.

[0040]

[Table 7]

Single use of T-705		Single use of Zanamivir		Combined use of T-705 and Zanamivir	
Conc. ($\mu\text{g/mL}$)	Inhibition rate	Conc. ($\mu\text{g/mL}$)	Inhibition rate	Conc. ($\mu\text{g/mL}$)	Inhibition rate
0.125	0.026	0.0125	0.074	0.01875	0.032
0.25	0.092	0.025	0.14	0.0375	0.12
0.5	0.42	0.05	0.27	0.075	0.27
1	0.76	0.1	0.40	0.15	0.70
2	0.86	0.2	0.60	0.3	0.87
4	0.94	0.4	0.71	0.6	0.94
		0.8	0.81		

[0041]

[Table 8]

Ratio of combined drugs (T-705:Zanamivir)	CI value at 50% inhibition
5:1	0.25

[0042]

The combined administration of T-705 and zanamivir exhibited more excellent synergistic inhibitory effects on virus proliferation than that exhibited by the single-drug administration.

[0043]

As seen from the results, the combined administration of a pyrazine derivative represented by the general formula [1] or a salt thereof and various neuraminidase inhibitors exhibits synergistic anti-influenza virus activities and is effective for the treatment (e.g., therapy or prevention) of influenza.

INDUSTRIAL APPLICABILITY

[0044]

A pharmaceutical composition comprising a pyrazine derivative or a salt thereof and one or more neuraminidase inhibitor(s) has synergistic strong anti-influenza virus activities and is useful for the treatment (e.g., therapy or prevention) of influenza. A method of using these compounds in combination is useful as a method of treatment (e.g., therapy or prevention) of influenza.

[0045]

In the claims which follow and in the preceding description of the invention, except where the context requires otherwise due to express language or necessary implication, the word "comprise" or variations such as "comprises" or "comprising" is used in an inclusive sense, i.e. to specify the presence of the stated features but not to preclude the presence or addition of further features in various embodiments of the invention.

[0046]

It is to be understood that, if any prior art publication is referred to herein, such reference does not constitute an admission that the publication forms a part of the common general knowledge in the art, in Australia or any other country.

CLAIMS

1. A pharmaceutical composition for treating influenza virus infection, comprising a pyrazine derivative represented by the following general formula or a salt thereof and one or more neuraminidase inhibitor(s):

[Formula 1]



wherein R¹ and R² are the same or different and each represents a hydrogen atom or a halogen atom; and R³ represents a hydrogen atom or an amino-protecting group.

2. The pharmaceutical composition according to claim 1, wherein R¹ is a hydrogen atom, R² is a fluorine atom, and R³ is a hydrogen atom.

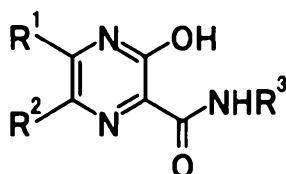
3. The pharmaceutical composition according to claim 1 or 2, wherein the neuraminidase inhibitor is oseltamivir or zanamivir.

4. The pharmaceutical composition according to claim 1 or 2, wherein the neuraminidase inhibitor is oseltamivir.

5. The pharmaceutical composition according to claim 1 or 2, wherein the neuraminidase inhibitor is zanamivir.

6. A method of using a pyrazine derivative represented by the following general formula or a salt thereof and one or more neuraminidase inhibitor(s) in combination for treatment of influenza virus infection:

[Formula 2]



wherein R¹ and R² are the same or different and each represents a hydrogen atom or a halogen atom; and R³ represents a hydrogen atom or an amino-protecting group.

7. The method according to claim 6, wherein R¹ is a hydrogen atom, R² is a fluorine atom, and R³ is a hydrogen atom.

8. The method according to claim 6 or 7, wherein the neuraminidase inhibitor is oseltamivir or zanamivir.

9. The method according to claim 6 or 7, wherein the neuraminidase inhibitor is oseltamivir.

10. The method according to claim 6 or 7, wherein the neuraminidase inhibitor is zanamivir.

11. Use of a pyrazine derivative represented by the following general formula or a salt thereof and one or more neuraminidase inhibitor(s) in the manufacture of a medicament for treatment of influenza virus

infection:

[Formula 2]



wherein R¹ and R² are the same or different and each represents a hydrogen atom or a halogen atom; and R³ represents a hydrogen atom or an amino-protecting group.

12. The use according to claim 11, wherein R¹ is a hydrogen atom, R² is a fluorine atom, and R³ is a hydrogen atom.

13. The use according to claim 11 or 12, wherein the neuraminidase inhibitor is oseltamivir or zanamivir.

14. The use according to claim 11 or 12, wherein the neuraminidase inhibitor is oseltamivir.

15. The use according to claim 11 or 12, wherein the neuraminidase inhibitor is zanamivir.

16. A pharmaceutical composition according to claim 1, a method according to claim 6, or use according to claim 11, substantially as herein described with reference to the Examples.