



US00D724892S

(12) **United States Design Patent**
Gonzalez-Quirós

(10) **Patent No.:** **US D724,892 S**

(45) **Date of Patent:** **** Mar. 24, 2015**

- (54) **COOLER FOR WINE/WINE POURER**
- (71) Applicant: **Find It Import Export, S.L.L.**, Meres Siero (Asturias) (ES)
- (72) Inventor: **Santiago Teleña Gonzalez-Quirós**, Meres-Siero (ES)
- (73) Assignee: **Find It Import Export, S.L.L.**, Meres Siero (ES)

4,690,153	A *	9/1987	Losada et al.	600/576
4,967,763	A *	11/1990	Nugent et al.	600/576
6,595,109	B2 *	7/2003	Liebmann, Jr.	99/323
D614,443	S *	4/2010	Federighi	D7/398
D640,796	S *	6/2011	Wilkinson	D24/224
D643,934	S *	8/2011	Wilkinson	D24/224
D663,580	S *	7/2012	Vagnby	D7/400
8,251,352	B2 *	8/2012	Chiorazzi et al.	261/76
D677,524	S *	3/2013	Agarwal et al.	D7/398
D677,525	S *	3/2013	Luebke	D7/398
D687,677	S *	8/2013	Sturgess	D7/510
8,517,350	B2 *	8/2013	Tsai et al.	261/76
D696,939	S *	1/2014	Federighi	D9/440

(**) Term: **14 Years**

* cited by examiner

(21) Appl. No.: **29/459,979**

Primary Examiner — Marianne Pandozzi

(22) Filed: **Jul. 5, 2013**

(74) *Attorney, Agent, or Firm* — Knobbe Martens Olson & Bear LLP

(30) **Foreign Application Priority Data**

Jan. 8, 2013 (EM) 001356737-0001

(51) **LOC (10) CI.** **07-99**

(52) **U.S. CI.**
USPC **D7/397; D7/213; D24/224**

(58) **Field of Classification Search**
USPC **D7/700, 397, 399, 398, 400, 213; 426/77; 99/323; D9/440; 261/DIG. 75; 222/190; D24/224, 222**
See application file for complete search history.

(57) **CLAIM**

The ornamental design for the cooler for wine/wine pourer, as shown.

(56) **References Cited**

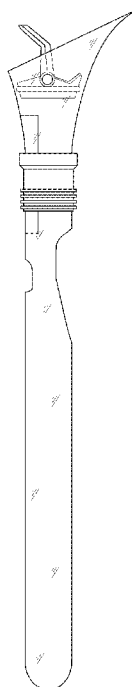
U.S. PATENT DOCUMENTS

D263,715	S *	4/1982	Walter	D15/199
4,347,878	A *	9/1982	Schofield	141/300

DESCRIPTION

FIG. 1 is a front elevational view of a cooler for wine/wine pourer according to the new design.
FIG. 2 is a rear elevational view thereof.
FIG. 3 is a left side elevational view thereof.
FIG. 4 is a right side elevational view thereof.
FIG. 5 is an enlarged top plan view thereof; and,
FIG. 6 is an enlarged bottom plan view thereof.

1 Claim, 3 Drawing Sheets



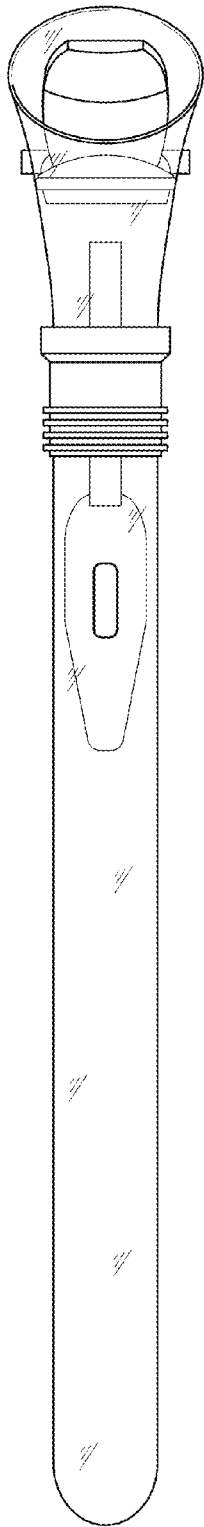


FIG. 1

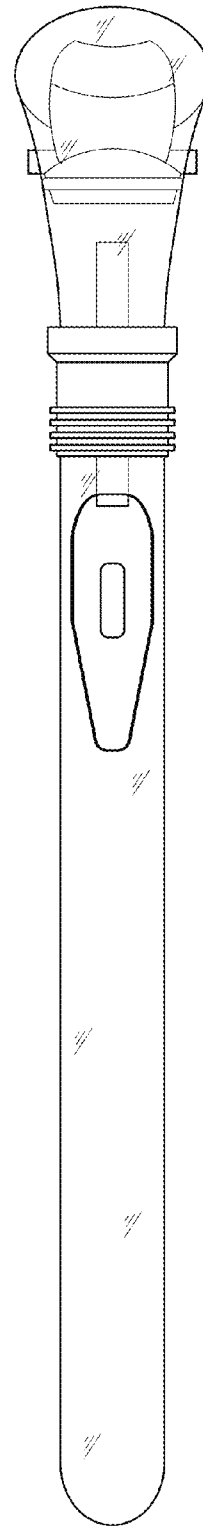


FIG. 2

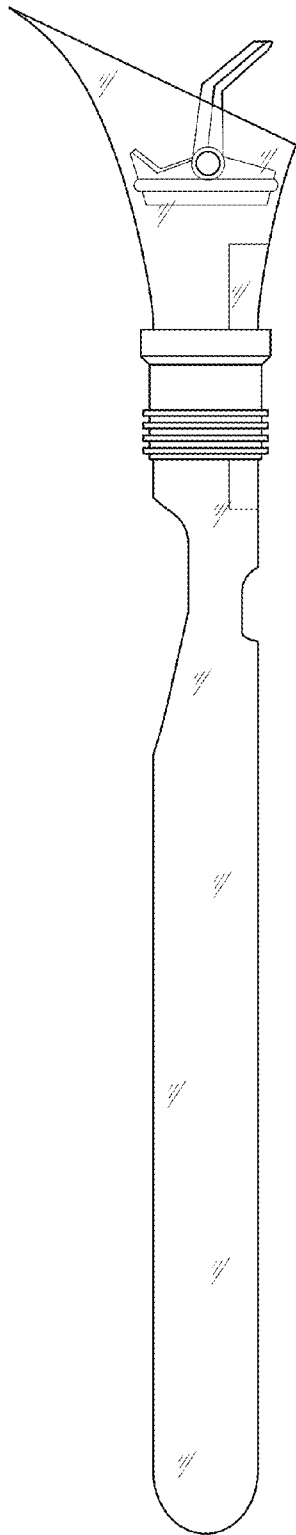


FIG. 3

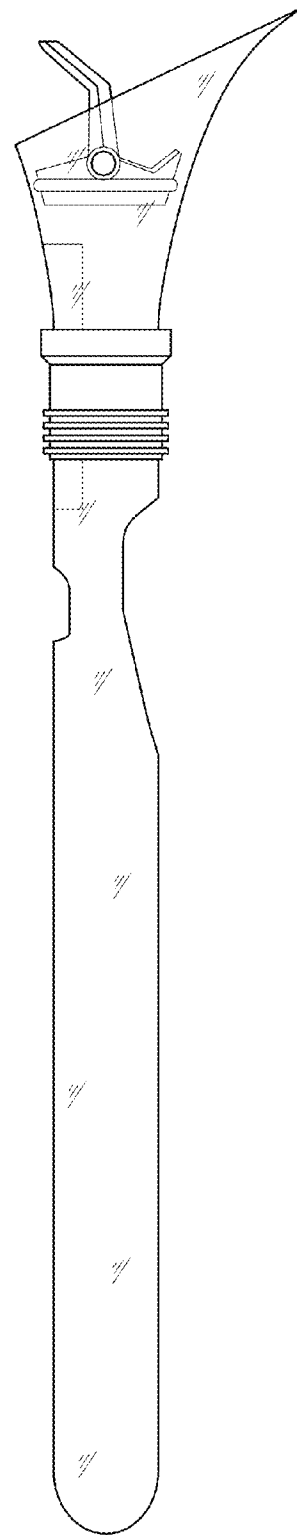


FIG. 4

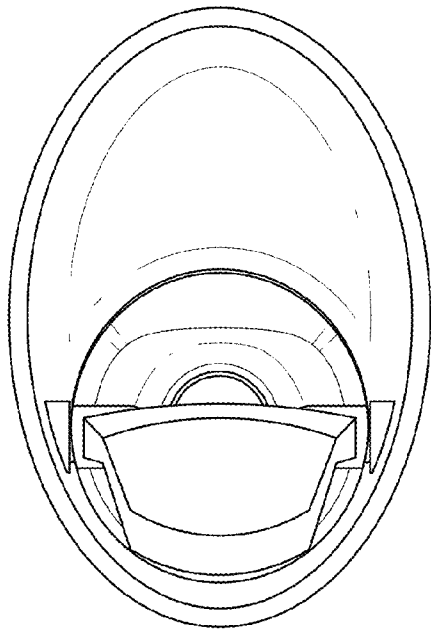


FIG. 5

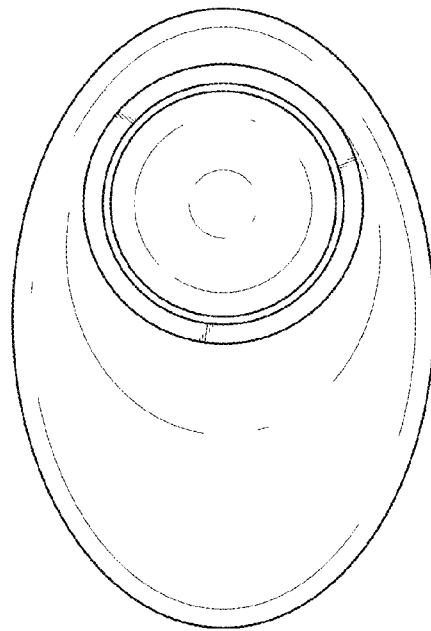


FIG. 6