

(12) STANDARD PATENT
(19) AUSTRALIAN PATENT OFFICE

(11) Application No. **AU 2004299197 B2**

(54) Title
Prolinylarylacetamides

(51) International Patent Classification(s)
C07D 207/12 (2006.01) **C07D 207/16** (2006.01)
A61K 31/40 (2006.01) **C07D 401/12** (2006.01)

(21) Application No: **2004299197** (22) Date of Filing: **2004.11.26**

(87) WIPO No: **WO05/058817**

(30) Priority Data

(31) Number	(32) Date	(33) Country
103 58 814.0	2003.12.16	DE

(43) Publication Date: **2005.06.30**

(44) Accepted Journal Date: **2010.08.05**

(71) Applicant(s)
Merck Patent GmbH

(72) Inventor(s)
Mederski, Werner;Cezanne, Bertram;Dorsch, Dieter;Gleitz, Johannes;Tsaklakidis, Christos

(74) Agent / Attorney
Davies Collison Cave, 255 Elizabeth Street, Sydney, NSW, 2000

(56) Related Art
WO 2004/087696
WO 2003/045912
WO 2004/087646

(12) NACH DEM VERTRAG ÜBER DIE INTERNATIONALE ZUSAMMENARBEIT AUF DEM GEBIET DES
PATENTWESENS (PCT) VERÖFFENTLICHTE INTERNATIONALE ANMELDUNG

(19) Weltorganisation für geistiges Eigentum
Internationales Büro



(43) Internationales Veröffentlichungsdatum
30. Juni 2005 (30.06.2005)

PCT

(10) Internationale Veröffentlichungsnummer
WO 2005/058817 A1

(51) Internationale Patentklassifikation⁷: C07D 207/12, 401/12, A61K 31/40, A61P 35/00, 7/02, 9/10, 25/00

(21) Internationales Aktenzeichen: PCT/EP2004/013509

(22) Internationales Anmeldedatum:
26. November 2004 (26.11.2004)

(25) Einreichungssprache: Deutsch

(26) Veröffentlichungssprache: Deutsch

(30) Angaben zur Priorität:
103 58 814.0 16. Dezember 2003 (16.12.2003) DE

(71) Anmelder (für alle Bestimmungsstaaten mit Ausnahme von US): MERCK PATENT GMBH [DE/DE]; Frankfurter Strasse 250, 64293 Darmstadt (DE).

(72) Erfinder; und

(75) Erfinder/Anmelder (nur für US): MEDERSKI, Werner [DE/DE]; Katzenelnbogenweg 1, 64673 Zwingenberg (DE). TSAKLAKIDIS, Christos [GR/DE]; Im Langewann 54, 69469 Weinheim (DE). DORSCH, Dieter [DE/DE]; Königsberger Strasse 17a, 64372 Ober-Ramstadt (DE). CEZANNE, Bertram [DE/DE]; Bahnstrasse 74, 64546 Mörfelden-Walldorf (DE). GLEITZ, Johannes [DE/DE]; Liebigstrasse 26, 64293 Darmstadt (DE).

(74) Gemeinsamer Vertreter: MERCK PATENT GMBH; Frankfurter Strasse 250, 64293 Darmstadt (DE).

(81) Bestimmungsstaaten (soweit nicht anders angegeben, für jede verfügbare nationale Schutzrechtsart): AE, AG, AL, AM, AT, AU, AZ, BA, BB, BG, BR, BW, BY, BZ, CA, CH, CN, CO, CR, CU, CZ, DE, DK, DM, DZ, EC, EE, EG, ES, FI, GB, GD, GE, GH, GM, HR, HU, ID, IL, IN, IS, JP, KE, KG, KP, KR, KZ, LC, LK, LR, LS, LT, LU, LV, MA, MD, MG, MK, MN, MW, MX, MZ, NA, NI, NO, NZ, OM, PG, PH, PL, PT, RO, RU, SC, SD, SE, SG, SK, SL, SY, TJ, TM, TN, TR, TT, TZ, UA, UG, US, UZ, VC, VN, YU, ZA, ZM, ZW.

(84) Bestimmungsstaaten (soweit nicht anders angegeben, für jede verfügbare regionale Schutzrechtsart): ARIPO (BW, GH, GM, KE, LS, MW, MZ, NA, SD, SL, SZ, TZ, UG, ZM, ZW), eurasisches (AM, AZ, BY, KG, KZ, MD, RU, TJ, TM), europäisches (AT, BE, BG, CH, CY, CZ, DE, DK, EE, ES, FI, FR, GB, GR, HU, IE, IS, IT, LU, MC, NL, PL, PT, RO, SE, SI, SK, TR), OAPI (BF, BJ, CF, CG, CI, CM, GA, GN, GQ, GW, ML, MR, NE, SN, TD, TG).

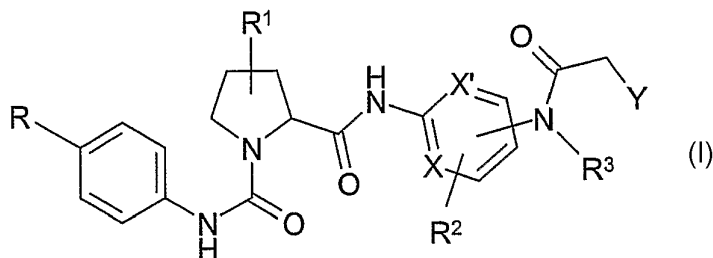
Veröffentlicht:

- mit internationalem Recherchenbericht
- vor Ablauf der für Änderungen der Ansprüche geltenden Frist; Veröffentlichung wird wiederholt, falls Änderungen eintreffen

Zur Erklärung der Zweibuchstaben-Codes und der anderen Abkürzungen wird auf die Erklärungen ("Guidance Notes on Codes and Abbreviations") am Anfang jeder regulären Ausgabe der PCT-Gazette verwiesen.

(54) Title: PROLINYLARYLACETAMIDES

(54) Bezeichnung: PROLINYLARYLACETAMIDE



(57) Abstract: Novel compounds of formula (I) wherein R, R¹, R², R³, X, X', and Y have the meaning cited in Claim 1. Said compounds are inhibitors of coagulation factor Xa and can be used for the prophylaxis and/or therapy of thromboembolic diseases and in the treatment of tumours.

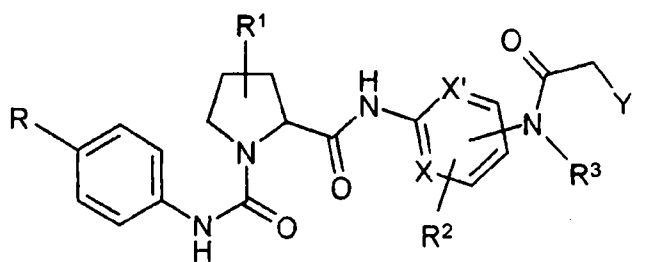
(57) Zusammenfassung: Neue Verbindungen der Formel (I) worin R, R¹, R², R³, X, X', und Y die in Patentanspruch 1 angegebene

Bedeutung haben, sind Inhibitoren des Koagulationsfaktors Xa und können zur Prophylaxe und/oder Therapie von thromboembolischen Erkrankungen und zur Behandlung von Tumoren eingesetzt werden.

WO 2005/058817 A1

Prolinylarylacetamides

In a first aspect, the present invention provides compounds of the formula I



in which

- 5 R denotes Hal, $-C\equiv C-H$, $-C\equiv C-A$ or OA,
 R¹ denotes H, =O, Hal, A, OH, OA, A-COO-, Ph-(CH₂)_n-COO-, cycloalkyl-(CH₂)_n-COO-, A-CONH-, A-CONA-, Ph-CONA-, N₃, NH₂, NO₂, CN, COOH, COOA, CONH₂, CONHA, CON(A)₂, O-allyl, O-propargyl, O-benzyl, =N-OH, =N-OA or =CF₂,
- 10 X, X' each, independently of one another, denote CH, CHal or N,
 Y denotes R⁴ or Hal,
 Ph denotes phenyl which is unsubstituted or mono-, di- or trisubstituted by A, OA, OH or Hal,
 R² denotes H, Hal or A,
 15 R³ denotes H or A,
 R⁴ denotes OH, OA, A-COO-, NHA, NHA_r, NAA', Het or -NH-CHR⁵-COOR³,
 R⁵ denotes H, A, -CHR³-OH, (CH₂)_n-Ph, (CH₂)_n-COOH, (CH₂)_n-CONH₂, (CH₂)_p-NH₂, (CH₂)_n-NH(=NH)NH₂, (CH₂)_n-Het¹ or (CH₂)_n-SR³,
 Het denotes a mono- or bicyclic saturated, unsaturated or aromatic heterocycle
 20 having 1 to 4 N, O and/or S atoms, which may be unsubstituted or mono-, di- or trisubstituted by A, OH, OA, CN, COOH, COOA and/or carbonyl oxygen (=O),

- Het¹ denotes a mono- or bicyclic aromatic heterocycle having 1 to 4 N, O and/or S atoms, which may be unsubstituted or mono-, di- or trisubstituted by A, OH, OA and/or CN,
- 5 A, A' each, independently of one another, denote unbranched, branched or cyclic alkyl having 1-12 C atoms, in which, in addition, 1-7 H atoms may be replaced by F and/or chlorine,
- Ar denotes naphthyl, biphenyl, or phenyl which is unsubstituted or mono-, di- or trisubstituted by Hal, A, OR³, N(R³)₂, NO₂,
10 CN, COOR³, CON(R³)₂, NR³COA, NR³CON(R³)₂, NR³SO₂A, COR³, SO₂N(R³)₂, S(O)_nA, -[C(R³)₂]_n-COOR³ or -O-[C(R³)₂]_p-COOR³,
- Hal denotes F, Cl, Br or I,
- 15 n denotes 0, 1, 2 or 3,
- p denotes 1, 2, 3, 4 or 5,

and pharmaceutically usable derivatives, solvates, salts and stereoisomers thereof, including mixtures thereof in all ratios.

20

The invention had the object of finding novel compounds having valuable properties, in particular those which can be used for the preparation of medicaments.

25

It has been found that the compounds of the formula I and salts thereof have very valuable pharmacological properties and are well tolerated. In particular, they exhibit factor Xa-inhibiting properties and can therefore be employed for combating and preventing thromboembolic diseases, such as thrombosis, myocardial infarction, arteriosclerosis, inflammation, apoplexy, angina pectoris, restenosis after angioplasty and claudicatio inter-

30 mittens.

35

The compounds of the formula I according to the invention may furthermore be inhibitors of the coagulation factors factor VIIa, factor IXa and thrombin in the blood coagulation cascade.

5

Aromatic amidine derivatives having an antithrombotic action are known, for example, from EP 0 540 051 B1, WO 98/28269, WO 00/71508, WO 00/71511, WO 00/71493, WO 00/71507, WO 00/71509, WO 00/71512, WO 00/71515 or WO 00/71516. Cyclic guanidines for the treatment of thromboembolic diseases are described, for example, in WO 97/08165.

10

Aromatic heterocycles having a factor Xa inhibitory activity are known, for example, from WO 96/10022. Substituted N-[(aminoiminomethyl)phenyl-alkyl]azaheterocyclamides as factor Xa inhibitors are described in WO 96/40679.

15

Other carboxamide derivatives are known from WO 02/48099 and WO 02/57236, other pyrrolidine derivatives are described in WO 02/100830. Further heterocyclic derivatives are known from WO 03/045912.

20

Pyrrolidine derivatives as inhibitors of endothelin converting enzyme are known from WO 02/06222.

Pyrrolidine derivatives as cholecystinin and gastrin inhibitors are described in US 5,340, 801. Other pyrrolidine derivatives are known from WO 01/044192.

25

The antithrombotic and anticoagulant effect of the compounds according to the invention is attributed to the inhibitory action against activated coagulation protease, known by the name factor Xa, or to the inhibition of other activated serine proteases, such as factor VIIa, factor IXa or thrombin.

30

35

Factor Xa is one of the proteases involved in the complex process of blood coagulation. Factor Xa catalyses the conversion of prothrombin into thrombin. Thrombin cleaves fibrinogen into fibrin monomers, which, after cross-

linking, make an elementary contribution to thrombus formation. Activation of thrombin may result in the occurrence of thromboembolic diseases.

However, inhibition of thrombin may inhibit the fibrin formation involved in thrombus formation.

5

The inhibition of thrombin can be measured, for example by the method of G. F. Cousins et al. in *Circulation* **1996**, *94*, 1705-1712.

Inhibition of factor Xa can thus prevent the formation of thrombin.

10

The compounds of the formula I according to the invention and salts thereof engage in the blood coagulation process by inhibiting factor Xa and thus inhibit the formation of thrombuses.

15

The inhibition of factor Xa by the compounds according to the invention and the measurement of the anticoagulant and antithrombotic activity can be determined by conventional in-vitro or in-vivo methods. A suitable method is described, for example, by J. Hauptmann et al. in *Thrombosis and Haemostasis* **1990**, *63*, 220-223.

20

The inhibition of factor Xa can be measured, for example by the method of T. Hara et al. in *Thromb. Haemostas.* **1994**, *71*, 314-319.

25

Coagulation factor VIIa initiates the extrinsic part of the coagulation cascade after binding to tissue factor and contributes to the activation of factor X to give factor Xa. Inhibition of factor VIIa thus prevents the formation of factor Xa and thus subsequent thrombin formation.

30

The inhibition of factor VIIa by the compounds according to the invention and the measurement of the anticoagulant and antithrombotic activity can be determined by conventional in-vitro or in-vivo methods. A conventional method for the measurement of the inhibition of factor VIIa is described, for example, by H. F. Ronning et al. in *Thrombosis Research* **1996**, *84*, 73-81.

35

5 Coagulation factor IXa is generated in the intrinsic coagulation cascade and is likewise involved in the activation of factor X to give factor Xa. Inhibition of factor IXa can therefore prevent the formation of factor Xa in a different way.

10 The inhibition of factor IXa by the compounds according to the invention and the measurement of the anticoagulant and antithrombotic activity can be determined by conventional in-vitro or in-vivo methods. A suitable method is described, for example, by J. Chang et al. in *Journal of Biological Chemistry* **1998**, 273, 12089-12094.

15 The compounds according to the invention may furthermore be used for the treatment of tumours, tumour diseases and/or tumour metastases. A correlation between tissue factor TF / factor VIIa and the development of various types of cancer has been indicated by T. Taniguchi and N.R. Lemoine in *Biomed. Health Res.* (2000), 41 (Molecular Pathogenesis of Pancreatic Cancer), 57-59.

20 The publications listed below describe an antitumoural action of TF-VII and factor Xa inhibitors for various types of tumour:

25 K.M. Donnelly et al. in *Thromb. Haemost.* 1998; 79: 1041-1047;
E.G. Fischer et al. in *J. Clin. Invest.* 104: 1213-1221 (1999);
B.M. Mueller et al. in *J. Clin. Invest.* 101: 1372-1378 (1998);
M.E. Bromberg et al. in *Thromb. Haemost.* 1999; 82: 88-92

30 The compounds of the formula I can be employed as medicament active ingredients in human and veterinary medicine, in particular for the treatment and prevention of thromboembolic diseases, such as thrombosis, myocardial infarction, arteriosclerosis, inflammation, apoplexy, angina pectoris, restenosis after angioplasty, claudicatio intermittens, venous
35 thrombosis, pulmonary embolism, arterial thrombosis, myocardial ischaemia, unstable angina and strokes based on thrombosis.

The compounds according to the invention are also employed for the treatment or prophylaxis of atherosclerotic diseases, such as coronary arterial disease, cerebral arterial disease or peripheral arterial disease.

5 The compounds are also employed in combination with other thrombolytic agents in myocardial infarction, furthermore for prophylaxis for reocclusion after thrombolysis, percutaneous transluminal angioplasty (PTCA) and coronary bypass operations.

10 The compounds according to the invention are furthermore used for the prevention of rethrombosis in microsurgery, furthermore as anticoagulants in connection with artificial organs or in haemodialysis.

15 The compounds are furthermore used in the cleaning of catheters and medical aids in patients *in vivo*, or as anticoagulants for the preservation of blood, plasma and other blood products *in vitro*. The compounds according to the invention are furthermore used in diseases in which blood coagulation makes a crucial contribution towards the course of the disease or represents a source of secondary pathology, such as, for example, in cancer, including metastasis, inflammatory diseases, including arthritis, and
20 diabetes.

25 The compounds according to the invention are furthermore used for the treatment of migraine (F.Morales-Asin et al., Headache, 40, 2000, 45-47). In addition, they can be used for the treatment of tinnitus. The use of anti-coagulants in tinnitus therapy is described by R. Mora et al. in International Tinnitus Journal (2003), 9(2), 109-111.

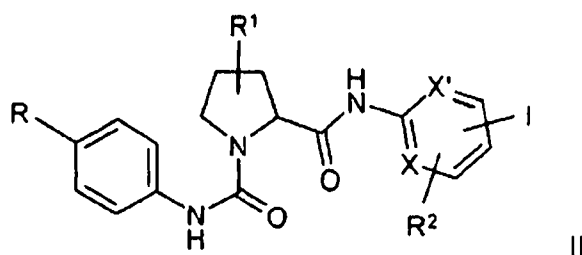
30 In the treatment of the diseases described, the compounds according to the invention are also employed in combination with other thrombolytically active compounds, such as, for example, with the "tissue plasminogen activator" t-PA, modified t-PA, streptokinase or urokinase. The compounds
35 according to the invention are administered either at the same time as or before or after the other substances mentioned.

Particular preference is given to simultaneous administration with aspirin in order to prevent recurrence of the thrombus formation.

The compounds according to the invention are also used in combination with blood platelet glycoprotein receptor (IIb/IIIa) antagonists, which inhibit blood platelet aggregation.

In a second aspect, the present invention provides a process for the preparation of compounds of the formula I according to the first aspect and pharmaceutically usable derivatives, solvates, salts and stereoisomers thereof, wherein

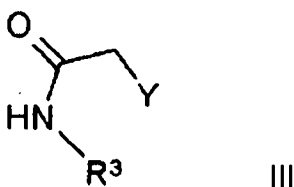
a) a compound of the formula II



10

in which R, R¹, R², X and X' have the meanings indicated in the first aspect,

is reacted with a compound of the formula III



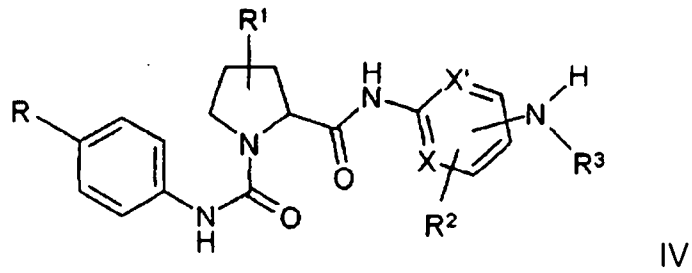
in which

Y and R³ have the meanings indicated in the first aspect,

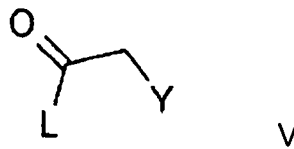
15

or

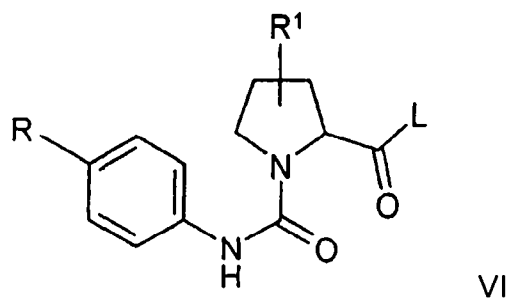
b) a compound of the formula IV



in which R, R¹, R², R³, X and X' have the meanings indicated in the first aspect,
is reacted with a compound of the formula V

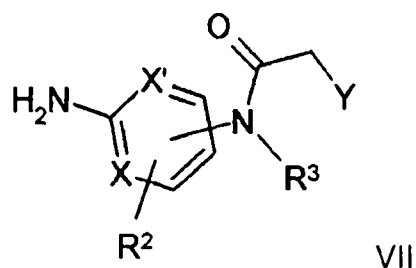


- 5 in which Y has the meaning indicated in the first aspect and
L denotes Cl, Br, I or a free or reactively functionally modified OH group,
or
c) a compound of the formula VI



- 10 in which R and R¹ have the meanings indicated in the first aspect,
and
L denotes Cl, Br, I or a free or reactively functionally modified OH group,
is reacted with a compound of the formula VII

- 9 -



in which R^2 , R^3 , X, X' and Y have the meanings indicated in the first aspect,

and/or

a base or acid of the formula I is converted into one of its salts.

- 5 The invention also relates to the optically active forms (stereoisomers), the enantiomers, the racemates, the diastereomers and the hydrates and solvates of these compounds. The term solvates of the compounds is taken to mean adductions of inert solvent molecules onto the compounds which form owing to their mutual attractive force. Solvates are, for example, mono- or dihydrates or
- 10 alcoholates.

The term pharmaceutically usable derivatives is taken to mean, for example, the salts of the compounds according to the invention and so-called prodrug compounds. The term prodrug derivatives is taken to mean compounds of the formula I which have been modified with, for example, alkyl or acyl groups, sugars

or oligopeptides and which are rapidly cleaved in the organism to form the active compounds according to the invention.

5 These also include biodegradable polymer derivatives of the compounds according to the invention, as described, for example, in Int. J. Pharm. 115, 61-67 (1995).

10 The invention also relates to mixtures of the compounds of the formula I according to the invention, for example mixtures of two diastereomers, for example in the ratio 1:1, 1:2, 1:3, 1:4, 1:5, 1:10, 1:100 or 1:1000.

These are particularly preferably mixtures of stereoisomeric compounds.

15 For all radicals which occur more than once, such as, for example, A, their meanings are independent of one another.

Above and below, the radicals and parameters R, R¹, R², R³, X, X' and Y have the meanings indicated in the case of the formula I, unless expressly stated otherwise.

20

A denotes alkyl, is unbranched (linear) or branched, and has 1, 2, 3, 4, 5, 6, 7, 8, 9, 10, 11 or 12 C atoms. A preferably denotes methyl, furthermore ethyl, propyl, isopropyl, butyl, isobutyl, sec-butyl or tert-butyl, furthermore also pentyl, 1-, 2- or 3-methylbutyl, 1,1-, 1,2- or 2,2-dimethylpropyl, 1-ethylpropyl, hexyl, 1-, 2-, 3- or 4-methylpentyl, 1,1-, 1,2-, 1,3-, 2,2-, 2,3- or 3,3-dimethylbutyl, 1- or 2-ethylbutyl, 1-ethyl-1-methylpropyl, 1-ethyl-2-methylpropyl, 1,1,2- or 1,2,2-trimethylpropyl, furthermore preferably, for example, trifluoromethyl. A also denotes cycloalkyl.

30

Cycloalkyl preferably denotes cyclopropyl, cyclobutyl, cyclopentyl, cyclohexyl or cycloheptyl.

A therefore preferably also denotes cyclopentylmethyl, cyclohexylmethyl,

35

A very particularly preferably denotes alkyl having 1, 2, 3, 4, 5 or 6 C atoms, preferably methyl, ethyl, propyl, isopropyl, butyl, isobutyl, sec-butyl,

tert-butyl, pentyl, hexyl, trifluoromethyl, pentafluoroethyl or 1,1,1-trifluoroethyl.

Alkylene preferably denotes methylene, ethylene, propylene, butylene, pentylene or hexylene, furthermore branched alkylene.

R preferably denotes Hal or $-C\equiv C-H$.

R^1 preferably denotes H, =O (carbonyl oxygen), Hal, A, OH or OA, particularly preferably OH.

R^2 preferably denotes H or Hal.

X preferably denotes CH or N;

X' preferably denotes CH.

R^3 preferably denotes H or alkyl having 1, 2, 3, 4, 5 or 6 C atoms.

R^5 preferably denotes H or A.

Unsubstituted Het denotes, for example, 2- or 3-furyl, 2- or 3-thienyl, 1-, 2- or 3-pyrrolyl, 1-, 2, 4- or 5-imidazolyl, 1-, 3-, 4- or 5-pyrazolyl, 2-, 4- or 5-oxazolyl, 3-, 4- or 5-isoxazolyl, 2-, 4- or 5-thiazolyl, 3-, 4- or 5-isothiazolyl, 2-, 3- or 4-pyridyl, 2-, 4-, 5- or 6-pyrimidinyl, furthermore preferably 1,2,3-triazol-1-, -4- or -5-yl, 1,2,4-triazol-1-, -3- or 5-yl, 1- or 5-tetrazolyl, 1,2,3-oxadiazol-4- or -5-yl, 1,2,4-oxadiazol-3- or -5-yl, 1,3,4-thiadiazol-2- or -5-yl, 1,2,4-thiadiazol-3- or -5-yl, 1,2,3-thiadiazol-4- or -5-yl, 3- or 4-pyridazinyl, pyrazinyl, 1-, 2-, 3-, 4-, 5-, 6- or 7-indolyl, 4- or 5-isoindolyl, 1-, 2-, 4- or 5-benzimidazolyl, 1-, 3-, 4-, 5-, 6- or 7-benzopyrazolyl, 2-, 4-, 5-, 6- or 7-benzoxazolyl, 3-, 4-, 5-, 6- or 7-benzisoxazolyl, 2-, 4-, 5-, 6- or 7-benzothiazolyl, 2-, 4-, 5-, 6- or 7-benzisothiazolyl, 4-, 5-, 6- or 7-benz-2,1,3-oxadiazolyl, 2-, 3-, 4-, 5-, 6-, 7- or 8-quinolyl, 1-, 3-, 4-, 5-, 6-, 7- or 8-iso-

quinolyl, 3-, 4-, 5-, 6-, 7- or 8-cinnolyl, 2-, 4-, 5-, 6-, 7- or 8-quinazolyl, 5- or 6-quinoxalyl, 2-, 3-, 5-, 6-, 7- or 8-2H-benzo-1,4-oxazinyl, furthermore preferably 1,3-benzodioxol-5-yl, 1,4-benzodioxan-6-yl, 2,1,3-benzothiadiazol-4- or -5-yl or 2,1,3-benzoxadiazol-5-yl.

The heterocyclic radicals may also be partially or fully hydrogenated.

Unsubstituted Het can thus also denote, for example, 2,3-dihydro-2-, -3-, -4- or -5-furyl, 2,5-dihydro-2-, -3-, -4- or 5-furyl, tetrahydro-2- or -3-furyl, 1,3-dioxolan-4-yl, tetrahydro-2- or -3-thienyl, 2,3-dihydro-1-, -2-, -3-, -4- or -5-pyrrolyl, 2,5-dihydro-1-, -2-, -3-, -4- or -5-pyrrolyl, 1-, 2- or 3-pyrrolidinyl, tetrahydro-1-, -2- or -4-imidazolyl, 2,3-dihydro-1-, -2-, -3-, -4- or -5-pyrazolyl, tetrahydro-1-, -3- or -4-pyrazolyl, 1,4-dihydro-1-, -2-, -3- or -4-pyridyl, 1,2,3,4-tetrahydro-1-, -2-, -3-, -4-, -5- or -6-pyridyl, 1-, 2-, 3- or 4-piperidinyl, 2-, 3- or 4-morpholinyl, tetrahydro-2-, -3- or -4-pyranyl, 1,4-dioxanyl, 1,3-dioxan-2-, -4- or -5-yl, hexahydro-1-, -3- or -4-pyridazinyl, hexahydro-1-, -2-, -4- or -5-pyrimidinyl, 1-, 2- or 3-piperazinyl, 1,2,3,4-tetrahydro-1-, -2-, -3-, -4-, -5-, -6-, -7- or -8-quinolyl, 1,2,3,4-tetrahydro-1-, -2-, -3-, -4-, -5-, -6-, -7- or -8-isoquinolyl, 2-, 3-, 5-, 6-, 7- or 8- 3,4-dihydro-2H-benzo-1,4-oxazinyl, furthermore preferably 2,3-methylenedioxyphenyl, 3,4-methylenedioxyphenyl, 2,3-ethylenedioxyphenyl, 3,4-ethylenedioxyphenyl, 3,4-(difluoromethylenedioxy)phenyl, 2,3-dihydrobenzofuran-5- or 6-yl, 2,3-(2-oxomethylenedioxy)phenyl or alternatively 3,4-dihydro-2H-1,5-benzodioxepin-6- or -7-yl, furthermore preferably 2,3-dihydrobenzofuranyl or 2,3-dihydro-2-oxofuranyl.

Het preferably denotes a monocyclic saturated, unsaturated or aromatic heterocycle having 1 to 2 N and/or O atoms, which may be unsubstituted or mono-, di- or trisubstituted by A, OH and/or OA.

Het particularly preferably denotes furyl, thienyl, pyrrolyl, imidazolyl, pyridyl, pyrimidinyl, pyrazolyl, thiazolyl, indolyl, pyrrolidinyl, piperidinyl,

morpholinyl or piperazinyl, each of which is unsubstituted or mono-, di- or trisubstituted by A, OH and/or OA.

5 Het very particularly preferably denotes imidazolyl, pyridyl, piperidinyl, morpholinyl or piperazinyl, each of which is unsubstituted or mono-, di- or trisubstituted by A, OH and/or OA.

10 Unsubstituted Het¹ preferably denotes 2- or 3-furyl, 2- or 3-thienyl, 1-, 2- or 3-pyrrolyl, 1-, 2, 4- or 5-imidazolyl, 1-, 3-, 4- or 5-pyrazolyl, 2-, 4- or 5-oxazolyl, 3-, 4- or 5-isoxazolyl, 2-, 4- or 5-thiazolyl, 3-, 4- or 5-isothiazolyl, 2-, 3- or 4-pyridyl, 2-, 4-, 5- or 6-pyrimidinyl, furthermore preferably 1,2,3-triazol-1-, -4- or -5-yl, 1,2,4-triazol-1-, -3- or 5-yl, 1- or 5-tetrazolyl, 1,2,3-oxadiazol-4- or -5-yl, 1,2,4-oxadiazol-3- or -5-yl, 1,3,4-thiadiazol-2- or -5-yl, 1,2,4-thiadiazol-3- or -5-yl, 1,2,3-thiadiazol-4- or -5-yl, 3- or 4-pyridazinyl, pyrazinyl, 1-, 2-, 3-, 4-, 5-, 6- or 7-indolyl, 4- or 5-isoindolyl, 1-, 2-, 4- or 5-benzimidazolyl, 1-, 3-, 4-, 5-, 6- or 7-benzopyrazolyl, 2-, 4-, 5-, 6- or 7-benzoxazolyl, 3-, 4-, 5-, 6- or 7- benzisoxazolyl, 2-, 4-, 5-, 6- or 7-benzothiazolyl, 2-, 4-, 5-, 6- or 7-benzisothiazolyl, 4-, 5-, 6- or 7-benz-2,1,3-oxadiazolyl, 2-, 3-, 4-, 5-, 6-, 7- or 8-quinolyl, 1-, 3-, 4-, 5-, 6-, 7- or 8-isoquinolyl, 3-, 4-, 5-, 6-, 7- or 8-cinnolinyl, 2-, 4-, 5-, 6-, 7- or 8-quinazolinyl, 5- or 6-quinoxaliny, 2-, 3-, 5-, 6-, 7- or 8-2H-benzo-1,4-oxazinyl, further-
25 more preferably 1,3-benzodioxol-5-yl, 1,4-benzodioxan-6-yl, 2,1,3-benzothiadiazol-4- or -5-yl or 2,1,3-benzoxadiazol-5-yl.

30 Het¹ particularly preferably denotes an unsubstituted mono- or bicyclic aromatic heterocycle having 1 to 2 N, O and/or S atoms; very particularly preferably thienyl, furyl, imidazolyl or indolyl.

35 Ar denotes, for example, phenyl, o-, m- or p-tolyl, o-, m- or p-ethylphenyl, o-, m- or p-propylphenyl, o-, m- or p-isopropylphenyl, o-, m- or p-tert-butylphenyl, o-, m- or p-hydroxyphenyl, o-, m- or p-nitrophenyl, o-, m- or p-

aminophenyl, o-, m- or p-(N-methylamino)phenyl, o-, m- or p-(N-methylaminocarbonyl)-phenyl, o-, m- or p-acetamidophenyl, o-, m- or p-methoxyphenyl, o-, m- or p-ethoxyphenyl, o-, m- or p-ethoxycarbonylphenyl, o-, m- or p-(N,N-dimethylamino)phenyl, o-, m- or p-(N,N-dimethylaminocarbonyl)-phenyl, o-, m- or p-(N-ethylamino)phenyl, o-, m- or p-(N,N-diethylamino)phenyl, o-, m- or p-fluorophenyl, o-, m- or p-bromophenyl, o-, m- or p-chlorophenyl, o-, m- or p-(methylsulfonamido)phenyl, o-, m- or p-(methylsulfonyl)phenyl, furthermore preferably 2,3-, 2,4-, 2,5-, 2,6-, 3,4- or 3,5-difluorophenyl, 2,3-, 2,4-, 2,5-, 2,6-, 3,4- or 3,5-dichlorophenyl, 2,3-, 2,4-, 2,5-, 2,6-, 3,4- or 3,5-dibromophenyl, 2,4- or 2,5-dinitrophenyl, 2,5- or 3,4-dimethoxyphenyl, 3-nitro-4-chlorophenyl, 3-amino-4-chloro-, 2-amino-3-chloro-, 2-amino-4-chloro-, 2-amino-5-chloro- or 2-amino-6-chlorophenyl, 2-nitro-4-N,N-dimethylamino- or 3-nitro-4-N,N-dimethylaminophenyl, 2,3-diaminophenyl, 2,3,4-, 2,3,5-, 2,3,6-, 2,4,6- or 3,4,5-trichlorophenyl, 2,4,6-trimethoxyphenyl, 2-hydroxy-3,5-dichlorophenyl, p-iodophenyl, 3,6-dichloro-4-aminophenyl, 4-fluoro-3-chlorophenyl, 2-fluoro-4-bromophenyl, 2,5-difluoro-4-bromophenyl, 3-bromo-6-methoxyphenyl, 3-chloro-6-methoxyphenyl, 3-chloro-4-acetamidophenyl, 3-fluoro-4-methoxyphenyl, 3-amino-6-methylphenyl, 3-chloro-4-acetamidophenyl or 2,5-dimethyl-4-chlorophenyl; furthermore unsubstituted naphthyl or biphenyl.

Ar particularly preferably denotes naphthyl, or phenyl which is unsubstituted or mono-, di- or trisubstituted by Hal, A, OR³, N(R³)₂, NO₂, CN, COOR³ or CON(R³)₂. Ar very particularly preferably denotes phenyl.

The compounds of the formula I can have one or more chiral centres and may therefore occur in various stereoisomeric forms. The formula I encompasses all these forms.

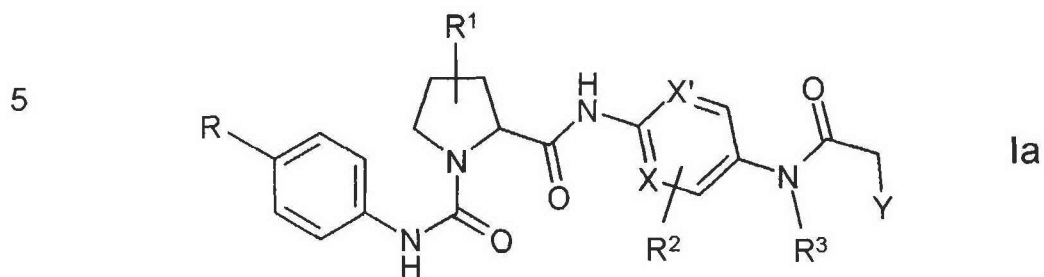
Accordingly, the invention relates, in particular, to the compounds of the formula I in which at least one of the said radicals has one of the preferred

meanings indicated above. Some preferred groups of compounds can be expressed by the following sub-formulae Ia to Io, which conform to the formula I and in which the radicals not designated in greater detail have the meaning indicated in the case of the formula I, but in which

5	in Ia	R	denotes Hal or $-C\equiv C-H$;
10	in Ib	R^1	denotes H, $=O$, Hal, A, OH or OA;
	in Ic	R^1	denotes OH;
15	in Id	X X'	denotes CH or N, denotes CH;
	in Ie	R^2	denotes H or Hal;
20	in If	R^3	denotes H or alkyl having 1, 2, 3, 4, 5 or 6 C atoms;
25	in Ig	Het	denotes a monocyclic saturated, unsaturated or aromatic heterocycle having 1 to 2 N and/or O atoms, which may be unsubstituted or mono-, di- or trisubstituted by A, OH and/or OA;
30	in Ih	Het	denotes furyl, thienyl, pyrrolyl, imidazolyl, pyridyl, pyrimidinyl, pyrazolyl, thiazolyl, indolyl, pyrrolidinyl, piperidinyl, morpholinyl or piperazinyl, each of which is unsubstituted or mono-, di- or trisubstituted by A, OH and/or OA;
35	in Ii	Het ¹	denotes an unsubstituted mono- or bicyclic aromatic heterocycle having 1 to 2 N, O and/or S atoms;

	in lj	R ⁵	denotes H or A;
5	in lk	Ar	denotes naphthyl, or phenyl which is unsubstituted or mono-, di- or trisubstituted by Hal, A, OR ³ , N(R ³) ₂ , NO ₂ , CN, COOR ³ or CON(R ³) ₂ ;
10	in ll	Ar	denotes phenyl;
	in lm	R	denotes Hal or -C≡C-H,
		R ¹	denotes OH,
15		X	denotes CH or N,
		X'	denotes CH,
		Y	denotes R ⁴ or Hal,
		R ²	denotes H or Hal,
20		R ³	denotes alkyl having 1, 2, 3, 4, 5 or 6 C atoms,
		R ⁴	denotes OH, OA, A-COO-, NHA, NHAr, NAA', Het, -NH-CHR ⁵ -COOR ³ or -NH-CHR ⁵ -COOH,
		R ⁵	denotes H or A,
25		Het	denotes a monocyclic saturated, unsaturated or aromatic heterocycle having 1 to 2 N and/or O atoms, which may be unsubstituted or mono-, di- or trisubstituted by A, OH and/or OA,
30		A, A'	each, independently of one another, denote unbranched, branched or cyclic alkyl having 1-12 C atoms, in which, in addition, 1-7 H atoms may be replaced by F and/or chlorine,
		Hal	denotes F, Cl, Br or I,
35		n	denotes 0, 1, 2 or 3,
		p	denotes 1, 2, 3, 4 or 5;

in In compounds of the formula Ia



10

according to one or more of Claims 1-14

in which

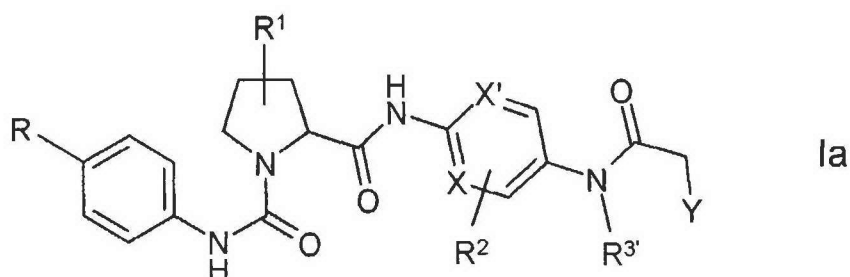
- 15 R denotes Hal or $-C\equiv C-H$,
 R^1 denotes OH,
X denotes CH or N,
 X' denotes CH,
Y denotes R^4 or Hal,
 R^2 denotes H or Hal,
20 R^3 denotes alkyl having 1, 2, 3, 4, 5 or 6 C atoms,
 R^4 denotes OH, OA, A-COO-, NHA, NAA', Het,
 $-NH-CHR^5-COOR^3$ or $-NH-CHR^5-COOH$,
 R^5 denotes H or A,
25 Het denotes a monocyclic saturated, unsaturated or aromatic heterocycle having 1 to 2 N and/or O atoms, which may be unsubstituted or mono-, di- or trisubstituted by A, OH and/or OA,
30 A, A' each, independently of one another, denote unbranched, branched or cyclic alkyl having 1-12 C atoms, in which, in addition, 1-7 H atoms may be replaced by F and/or chlorine, or F, Cl, Br or I,
35 Hal denotes F, Cl, Br or I,
n denotes 0, 1, 2 or 3,

p denotes 1, 2, 3, 4 or 5;

in lo compounds of the formula Ia

5

10



according to one or more of Claims 1-14

15

in which

R denotes Hal or $-C\equiv C-H$,

R^1 denotes OH,

X denotes CH or N,

X' denotes CH,

20

Y denotes R^4 or Hal,

R^2 denotes H or Hal,

R^3 denotes alkyl having 1, 2, 3, 4, 5 or 6 C atoms,

$R^{3'}$ denotes methyl,

25

R^4 denotes OH, OA, $A-COO-$, NHA, NAA' , Het,
 $-NH-CHR^5-COOR^3$ or $-NH-CHR^5-COOH$,

R^5 denotes H or A,

Het denotes furyl, thienyl, pyrrolyl, imidazolyl, pyridyl,
 30 pyrimidinyl, pyrazolyl, thiazolyl, indolyl, pyrrolidinyl,
 piperidinyl, morpholinyl or piperazinyl, each of which
 is unsubstituted or mono-, di- or trisubstituted by A,
 OH and/or OA

35

A, A' each, independently of one another, denote un-
 branched, branched or cyclic alkyl having 1-12 C

atoms, in which, in addition, 1-7 H atoms may be replaced by F and/or chlorine, or F, Cl, Br or I,

5 Hal denotes F, Cl, Br or I,
 n denotes 0, 1, 2 or 3,
 p denotes 1, 2, 3, 4 or 5;

10 and pharmaceutically usable derivatives, solvates and stereoisomers thereof, including mixtures thereof in all ratios.

15 The compounds of the formula I and also the starting materials for the preparation thereof are, in addition, prepared by methods known per se, as described in the literature (for example in the standard works, such as Houben-Weyl, Methoden der organischen Chemie [Methods of Organic Chemistry], Georg-Thieme-Verlag, Stuttgart), to be precise under reaction conditions which are known and suitable for the said reactions. Use can also be made here of variants which are known per se, but are not mentioned here in greater detail.

20

25 If desired, the starting materials can also be formed in situ, so that they are not isolated from the reaction mixture, but instead are immediately converted further into the compounds of the formula I.

30 The starting compounds of the formulae II, III, IV, V, VI and VII are generally known.

35 Compounds of the formula I can preferably be obtained by reacting compounds of the formula II with compounds of the formula III. The reaction is preferably carried out under *Ullmann* reaction conditions (CuI, K₂CO₃, DMSO, 130°) or, particularly preferably under conditions of a *Buchwald* amidation (J. Am. Chem. Soc. **2002**, 121, 7421).

The reaction is generally carried out in an inert solvent, in the presence of an acid-binding agent, preferably an alkali or alkaline earth metal hydroxide, carbonate or bicarbonate or another salt of a weak acid of the alkali or alkaline earth metals, preferably of potassium, sodium, calcium or caesium. The addition of an organic base, such as triethylamine, dimethylaniline, N,N'-dimethylenediamine, pyridine or quinoline, is also suitable. Depending on the conditions used, the reaction time is between a few minutes and 14 days, the reaction temperature is between about 0° and 150°, normally between 20° and 130°, particularly preferably between 60 and 90°.

Examples of suitable inert solvents are hydrocarbons, such as hexane, petroleum ether, benzene, toluene or xylene; chlorinated hydrocarbons, such as trichloroethylene, 1,2-dichloroethane, tetrachloromethane, chloroform or dichloromethane; alcohols, such as methanol, ethanol, isopropanol, n-propanol, n-butanol or tert-butanol; ethers, such as diethyl ether, diisopropyl ether, tetrahydrofuran (THF) or dioxane; glycol ethers, such as ethylene glycol monomethyl or monoethyl ether, ethylene glycol dimethyl ether (diglyme); ketones, such as acetone or butanone; amides, such as acetamide, dimethylacetamide or dimethylformamide (DMF); nitriles, such as acetonitrile; sulfoxides, such as dimethyl sulfoxide (DMSO); carbon disulfide; carboxylic acids, such as formic acid or acetic acid; nitro compounds, such as nitromethane or nitrobenzene; esters, such as ethyl acetate, or mixtures of the said solvents.

Compounds of the formula I can furthermore preferably be obtained by reacting compounds of the formula IV with compounds of the formula V. In the compounds of the formula V, L preferably denotes Cl, Br, I or a reactively modified OH group, such as, for example, an activated ester, an imidazolide or alkylsulfonyloxy having 1-6 C atoms (preferably methyl-

sulfonyloxy or trifluoromethylsulfonyloxy) or arylsulfonyloxy having 6-10 C atoms (preferably phenyl- or p-tolylsulfonyloxy).

5 Radicals of this type for activation of the carboxyl group in typical acylation reactions are described in the literature (for example in the standard works, such as Houben-Weyl, Methoden der organischen Chemie [Methods of Organic Chemistry], Georg-Thieme-Verlag, Stuttgart;).

10 Activated esters are advantageously formed in situ, for example by addition of HOBt or N-hydroxysuccinimide.

15 The reaction is generally carried out in an inert solvent, in the presence of an acid-binding agent, preferably an alkali or alkaline earth metal hydroxide, carbonate or bicarbonate or another salt of a weak acid of the alkali or alkaline earth metals, preferably of potassium, sodium, calcium or caesium. The addition of an organic base, such as triethylamine, dimethylaniline, pyridine or quinoline, or an excess of the amine component of the formula IV may also be favourable. Depending on the conditions used, the
20 reaction time is between a few minutes and 14 days, the reaction temperature is between about 0° and 150°, normally between 20° and 130°.

Suitable inert solvents are those mentioned above.

25 Compounds of the formula I can furthermore preferably be obtained by reacting compounds of the formula VI with compounds of the formula VII. In the compounds of the formula VI, L preferably denotes Cl, Br, I or a reactively modified OH group, such as, for example, an activated ester, an
30 imidazolide or alkylsulfonyloxy having 1-6 C atoms (preferably methylsulfonyloxy or trifluoromethylsulfonyloxy) or arylsulfonyloxy having 6-10 C atoms (preferably phenyl- or p-tolylsulfonyloxy).

35 Radicals of this type for activation of the carboxyl group in typical acylation reactions are described in the literature (for example in the standard works, such as Houben-Weyl, Methoden der organischen Chemie [Methods of Organic Chemistry], Georg-Thieme-Verlag, Stuttgart;).

Activated esters are advantageously formed in situ, for example by addition of HOBt or N-hydroxysuccinimide.

5 The reaction is generally carried out in an inert solvent, in the presence of an acid-binding agent, preferably an alkali or alkaline earth metal hydroxide, carbonate or bicarbonate or another salt of a weak acid of the alkali or alkaline earth metals, preferably of potassium, sodium, calcium or caesium. The addition of an organic base, such as triethylamine, dimethyl-
10 aniline, pyridine or quinoline, or an excess of the amine component of the formula VII may also be favourable. Depending on the conditions used, the reaction time is between a few minutes and 14 days, the reaction temperature is between about 0° and 150°, normally between 20° and 130°.
15 Suitable inert solvents are those mentioned above.

Pharmaceutical salts and other forms

20 The said compounds according to the invention can be used in their final non-salt form. On the other hand, the present invention also encompasses the use of these compounds in the form of their pharmaceutically acceptable salts, which can be derived from various organic and inorganic acids and bases by procedures known in the art. Pharmaceutically acceptable
25 salt forms of the compounds of the formula I are for the most part prepared by conventional methods. If the compound of the formula I contains a carboxyl group, one of its suitable salts can be formed by reacting the compound with a suitable base to give the corresponding base-addition salt.
30 Such bases are, for example, alkali metal hydroxides, including potassium hydroxide, sodium hydroxide and lithium hydroxide; alkaline earth metal hydroxides, such as barium hydroxide and calcium hydroxide; alkali metal alkoxides, for example potassium ethoxide and sodium propoxide; and various organic bases, such as piperidine, diethanolamine and N-methyl-
35 glutamine. The aluminium salts of the compounds of the formula I are likewise included. In the case of certain compounds of the formula I, acid-

addition salts can be formed by treating these compounds with pharmaceutically acceptable organic and inorganic acids, for example hydrogen halides, such as hydrogen chloride, hydrogen bromide or hydrogen iodide, other mineral acids and corresponding salts thereof, such as sulfate, nitrate or phosphate and the like, and alkyl- and monoarylsulfonates, such as ethanesulfonate, toluenesulfonate and benzenesulfonate, and other organic acids and corresponding salts thereof, such as acetate, trifluoroacetate, tartrate, maleate, succinate, citrate, benzoate, salicylate, ascorbate and the like. Accordingly, pharmaceutically acceptable acid-addition salts of the compounds of the formula I include the following: acetate, adipate, alginate, arginate, aspartate, benzoate, benzenesulfonate (besylate), bisulfate, bisulfite, bromide, butyrate, camphorate, camphorsulfonate, caprylate, chloride, chlorobenzoate, citrate, cyclopentanepropionate, digluconate, dihydrogenphosphate, dinitrobenzoate, dodecylsulfate, ethanesulfonate, fumarate, galacterate (from mucic acid), galacturonate, glucoheptanoate, gluconate, glutamate, glycerophosphate, hemisuccinate, hemisulfate, heptanoate, hexanoate, hippurate, hydrochloride, hydrobromide, hydroiodide, 2-hydroxyethanesulfonate, iodide, isethionate, isobutyrate, lactate, lactobionate, malate, maleate, malonate, mandelate, metaphosphate, methanesulfonate, methylbenzoate, monohydrogenphosphate, 2-naphthalenesulfonate, nicotinate, nitrate, oxalate, oleate, palmate, pectinate, persulfate, phenylacetate, 3-phenylpropionate, phosphate, phosphonate, phthalate, but this does not represent a restriction.

Furthermore, the base salts of the compounds according to the invention include aluminium, ammonium, calcium, copper, iron(III), iron(II), lithium, magnesium, manganese(III), manganese(II), potassium, sodium and zinc salts, but this is not intended to represent a restriction. Of the above-mentioned salts, preference is given to ammonium; the alkali metal salts sodium and potassium, and the alkaline earth metal salts calcium and magnesium. Salts of the compounds of the formula I which are derived

from pharmaceutically acceptable organic non-toxic bases include salts of primary, secondary and tertiary amines, substituted amines, also including naturally occurring substituted amines, cyclic amines, and basic ion ex-
5 changer resins, for example arginine, betaine, caffeine, chlorprocaine, choline, N,N'-dibenzylethylenediamine (benzathine), dicyclohexylamine, diethanolamine, diethylamine, 2-diethylaminoethanol, 2-dimethylaminoethanol, ethanolamine, ethylenediamine, N-ethylmorpholine, N-ethylpiperi-
10 dine, glucamine, glucosamine, histidine, hydrabamine, isopropylamine, lidocaine, lysine, meglumine, N-methyl-D-glucamine, morpholine, piperazine, piperidine, polyamine resins, procaine, purines, theobromine, triethanolamine, triethylamine, trimethylamine, tripropylamine and tris-
15 (hydroxymethyl)methylamine (tromethamine), but this is not intended to represent a restriction.

Compounds of the present invention which contain basic nitrogen-containing groups can be quaternised using agents such as (C₁-C₄)alkyl halides, for example methyl, ethyl, isopropyl and tert-butyl chloride, bromide
20 and iodide; di(C₁-C₄)alkyl sulfates, for example dimethyl, diethyl and diamyl sulfate; (C₁₀-C₁₈)alkyl halides, for example decyl, dodecyl, lauryl, myristyl and stearyl chloride, bromide and iodide; and aryl(C₁-C₄)alkyl
25 halides, for example benzyl chloride and phenethyl bromide. Both water- and oil-soluble compounds according to the invention can be prepared using such salts.

The above-mentioned pharmaceutical salts which are preferred include
30 acetate, trifluoroacetate, besylate, citrate, fumarate, gluconate, hemisuccinate, hippurate, hydrochloride, hydrobromide, isethionate, mandelate, meglumine, nitrate, oleate, phosphonate, pivalate, sodium phosphate, stearate, sulfate, sulfosalicylate, tartrate, thiomalate, tosylate and trometh-
35 amine, but this is not intended to represent a restriction.

The acid-addition salts of basic compounds of the formula I are prepared by bringing the free base form into contact with a sufficient amount of the desired acid, causing the formation of the salt in a conventional manner.

5 The free base can be regenerated by bringing the salt form into contact with a base and isolating the free base in a conventional manner. The free base forms differ in a certain respect from the corresponding salt forms thereof with respect to certain physical properties, such as solubility in
10 polar solvents; for the purposes of the invention, however, the salts otherwise correspond to the respective free base forms thereof.

As mentioned, the pharmaceutically acceptable base-addition salts of the compounds of the formula I are formed with metals or amines, such as
15 alkali metals and alkaline earth metals or organic amines. Preferred metals are sodium, potassium, magnesium and calcium. Preferred organic amines are N,N'-dibenzylethylenediamine, chlorprocaine, choline, diethanol-amine, ethylenediamine, N-methyl-D-glucamine and procaine.

20 The base-addition salts of acidic compounds according to the invention are prepared by bringing the free acid form into contact with a sufficient amount of the desired base, causing the formation of the salt in a conventional manner. The free acid can be regenerated by bringing the salt form
25 into contact with an acid and isolating the free acid in a conventional manner. The free acid forms differ in a certain respect from the corresponding salt forms thereof with respect to certain physical properties, such as solubility in polar solvents; for the purposes of the invention, however, the salts
30 otherwise correspond to the respective free acid forms thereof.

If a compound according to the invention contains more than one group
35 which is capable of forming pharmaceutically acceptable salts of this type, the invention also encompasses multiple salts. Typical multiple salt forms include, for example, bitartrate, diacetate, difumarate, dimeglumine, di-

phosphate, disodium and trihydrochloride, but this is not intended to represent a restriction.

5 With regard to that stated above, it can be seen that the expression
“pharmaceutically acceptable salt” in the present connection is taken to
mean an active ingredient which comprises a compound of the formula I in
the form of one of its salts, in particular if this salt form provides the active
10 ingredient with improved pharmacokinetic properties compared with the
free form of the active ingredient or any other salt form of the active ingre-
dient used earlier. The pharmaceutically acceptable salt form of the active
ingredient can also provide this active ingredient for the first time with a
desired pharmacokinetic property which it did not have earlier and can
15 even have a positive influence on the pharmacodynamics of this active
ingredient with respect to its therapeutic efficacy in the body.

20 Compounds of the formula I according to the invention may be chiral owing
to their molecular structure and may accordingly occur in various enantio-
meric forms. They can therefore exist in racemic or in optically active form.

25 Since the pharmaceutical activity of the racemates or stereoisomers of the
compounds according to the invention may differ, it may be desirable to
use the enantiomers. In these cases, the end product or even the interme-
diates can be separated into enantiomeric compounds by chemical or
physical measures known to the person skilled in the art or even employed
as such in the synthesis.

30 In the case of racemic amines, diastereomers are formed from the mixture
by reaction with an optically active resolving agent. Examples of suitable
resolving agents are optically active acids, such as the R and S forms of
tartaric acid, diacetyltartaric acid, dibenzoyltartaric acid, mandelic acid,
35 malic acid, lactic acid, suitably N-protected amino acids (for example
N-benzoylproline or N-benzenesulfonylproline), or the various optically

2004299197 14 Jul 2010

active camphorsulfonic acids. Also advantageous is chromatographic enantiomer resolution with the aid of an optically active resolving agent (for example dinitrobenzoylphenylglycine, cellulose triacetate or other derivatives of carbohydrates or chirally derivatised methacrylate polymers immobilised on silica gel). Suitable eluents for this purpose are aqueous or alcoholic solvent mixtures, such as, for example, hexane/isopropanol/acetonitrile, for example in the ratio 82:15:3.

The invention furthermore relates to the use of the compounds of the formula I and/or physiologically acceptable salts thereof for the preparation of a medicament (pharmaceutical composition), in particular by non-chemical methods. They can be converted here into a suitable dosage form together with at least one solid, liquid and/or semi-liquid excipient or adjuvant and, if desired, in combination with one or more further active ingredients.

In a third aspect, the present invention provides medicaments comprising at least one compound of the formula I according to the first aspect and/or pharmaceutically usable derivatives, solvates and stereoisomers thereof, including mixtures thereof in all ratios, and optionally excipients and/or adjuvants.

In a fourth aspect, the present invention provides medicaments comprising at least one compound of the formula I according to the first aspect and/or pharmaceutically usable derivatives, solvates and stereoisomers thereof, including mixtures thereof in all ratios, and at least one further medicament active ingredient.

Pharmaceutical formulations can be administered in the form of dosage units which comprise a predetermined amount of active ingredient per dosage unit. Such a unit can comprise, for example, 0.5 mg to 1 g, preferably 1 mg to 700 mg, particularly preferably 5 mg to 100 mg, of a compound according to the invention, depending on the condition treated, the method of administration and the age,

- 27a -

weight and condition of the patient, or pharmaceutical formulations can be administered in the form of dosage units which comprise a predetermined amount of active ingredient per dosage unit. Preferred dosage unit formulations are those which comprise a daily dose or part-dose, as indicated above, or a corresponding
5 fraction thereof of an active ingredient. Furthermore, pharmaceutical formulations

2004299197 14 Jul 2010

of this type can be prepared using a process which is generally known in the pharmaceutical art.

5 Pharmaceutical formulations can be adapted for administration via any desired suitable method, for example by oral (including buccal or sublingual), rectal, nasal, topical (including buccal, sublingual or transdermal), vaginal or parenteral (including subcutaneous, intramuscular, intravenous or intradermal) methods. Such formulations can be prepared using all
10 processes which are known in the pharmaceutical art by, for example, combining the active ingredient with the excipient(s) or adjuvant(s).

15 Pharmaceutical formulations adapted for oral administration can be administered as separate units, such as, for example, capsules or tablets; powders or granules; solutions or suspensions in aqueous or non-aqueous liquids; edible foams or foam foods; or oil-in-water liquid emulsions or water-in-oil liquid emulsions.

20 Thus, for example, in the case of oral administration in the form of a tablet or capsule, the active-ingredient component can be combined with an oral, non-toxic and pharmaceutically acceptable inert excipient, such as, for
25 example, ethanol, glycerol, water and the like. Powders are prepared by comminuting the compound to a suitable fine size and mixing it with a pharmaceutical excipient comminuted in a similar manner, such as, for example, an edible carbohydrate, such as, for example, starch or mannitol.
30 A flavour, preservative, dispersant and dye may likewise be present.

35 Capsules are produced by preparing a powder mixture as described above and filling shaped gelatine shells therewith. Glidants and lubricants, such as, for example, highly disperse silicic acid, talc, magnesium stearate, calcium stearate or polyethylene glycol in solid form, can be added to the powder mixture before the filling operation. A disintegrant or solubiliser,

such as, for example, agar-agar, calcium carbonate or sodium carbonate, may likewise be added in order to improve the availability of the medication after the capsule has been taken.

5

In addition, if desired or necessary, suitable binders, lubricants and disintegrants as well as dyes can likewise be incorporated into the mixture.

10

Suitable binders include starch, gelatine, natural sugars, such as, for example, glucose or beta-lactose, sweeteners made from maize, natural and synthetic rubber, such as, for example, acacia, tragacanth or sodium alginate, carboxymethylcellulose, polyethylene glycol, waxes, and the like.

15

The lubricants used in these dosage forms include sodium oleate, sodium stearate, magnesium stearate, sodium benzoate, sodium acetate, sodium chloride and the like. The disintegrants include, without being restricted thereto, starch, methylcellulose, agar, bentonite, xanthan gum and the like.

20

The tablets are formulated by, for example, preparing a powder mixture, granulating or dry-pressing the mixture, adding a lubricant and a disintegrant and pressing the entire mixture to give tablets. A powder mixture is prepared by mixing the compound comminuted in a suitable manner with a diluent or a base, as described above, and optionally with a binder, such

25

as, for example, carboxymethylcellulose, an alginate, gelatine or polyvinylpyrrolidone, a dissolution retardant, such as, for example, paraffin, an absorption accelerator, such as, for example, a quaternary salt, and/or an absorbant, such as, for example, bentonite, kaolin or dicalcium phosphate.

30

The powder mixture can be granulated by wetting it with a binder, such as, for example, syrup, starch paste, acacia mucilage or solutions of cellulose or polymer materials and pressing it through a sieve. As an alternative to granulation, the powder mixture can be run through a tableting machine, giving lumps of non-uniform shape which are broken up to form granules.

35

The granules can be lubricated by addition of stearic acid, a stearate salt, talc or mineral oil in order to prevent sticking to the tablet casting moulds. The lubricated mixture is then pressed to give tablets. The compounds

5 according to the invention can also be combined with a free-flowing inert excipient and then pressed directly to give tablets without carrying out the granulation or dry-pressing steps. A transparent or opaque protective layer consisting of a shellac sealing layer, a layer of sugar or polymer material and a gloss layer of wax may be present. Dyes can be added to these coatings in order to be able to differentiate between different dosage units.

10 Oral liquids, such as, for example, solution, syrups and elixirs, can be prepared in the form of dosage units so that a given quantity comprises a pre-specified amount of the compound. Syrups can be prepared by dissolving the compound in an aqueous solution with a suitable flavour, while elixirs are prepared using a non-toxic alcoholic vehicle. Suspensions can be for-
15 mulated by dispersion of the compound in a non-toxic vehicle. Solubilisers and emulsifiers, such as, for example, ethoxylated isostearyl alcohols and polyoxyethylene sorbitol ethers, preservatives, flavour additives, such as, for example, peppermint oil or natural sweeteners or saccharin or other
20 artificial sweeteners and the like, can likewise be added.

The dosage unit formulations for oral administration can, if desired, be en-
25 capsulated in microcapsules. The formulation can also be prepared in such a way that the release is extended or retarded, such as, for example, by coating or embedding of particulate material in polymers, wax and the like.

30 The compounds of the formula I and salts, solvates and physiologically functional derivatives thereof can also be administered in the form of liposome delivery systems, such as, for example, small unilamellar vesicles, large unilamellar vesicles and multilamellar vesicles. Liposomes can be
35 formed from various phospholipids, such as, for example, cholesterol, stearylamine or phosphatidylcholines.

The compounds of the formula I and the salts, solvates and physiologically functional derivatives thereof can also be delivered using monoclonal antibodies as individual carriers to which the compound molecules are coupled. The compounds can also be coupled to soluble polymers as targeted medicament carriers. Such polymers may encompass polyvinylpyrrolidone, pyran copolymer, polyhydroxypropylmethacrylamidophenol, polyhydroxyethylaspartamidophenol or polyethylene oxide polylysine, substituted by palmitoyl radicals. The compounds may furthermore be coupled to a class of biodegradable polymers which are suitable for achieving controlled release of a medicament, for example polylactic acid, poly-epsilon-caprolactone, polyhydroxybutyric acid, polyorthoesters, polyacetals, polydihydroxypyranes, polycyanoacrylates and crosslinked or amphipathic block copolymers of hydrogels.

Pharmaceutical formulations adapted for transdermal administration can be administered as independent plasters for extended, close contact with the epidermis of the recipient. Thus, for example, the active ingredient can be delivered from the plaster by iontophoresis, as described in general terms in *Pharmaceutical Research*, 3(6), 318 (1986).

Pharmaceutical compounds adapted for topical administration can be formulated as ointments, creams, suspensions, lotions, powders, solutions, pastes, gels, sprays, aerosols or oils.

For the treatment of the eye or other external tissue, for example mouth and skin, the formulations are preferably applied as topical ointment or cream. In the case of formulation to give an ointment, the active ingredient can be employed either with a paraffinic or a water-miscible cream base. Alternatively, the active ingredient can be formulated to give a cream with an oil-in-water cream base or a water-in-oil base.

Pharmaceutical formulations adapted for topical application to the eye include eye drops, in which the active ingredient is dissolved or suspended in a suitable carrier, in particular an aqueous solvent.

5

Pharmaceutical formulations adapted for topical application in the mouth encompass lozenges, pastilles and mouthwashes.

10

Pharmaceutical formulations adapted for rectal administration can be administered in the form of suppositories or enemas.

15

Pharmaceutical formulations adapted for nasal administration in which the carrier substance is a solid comprise a coarse powder having a particle size, for example, in the range 20-500 microns, which is administered in the manner in which snuff is taken, i.e. by rapid inhalation via the nasal passages from a container containing the powder held close to the nose. Suitable formulations for administration as nasal spray or nose drops with a liquid as carrier substance encompass active-ingredient solutions in water or oil.

20

25

Pharmaceutical formulations adapted for administration by inhalation encompass finely particulate dusts or mists, which can be generated by various types of pressurised dispensers with aerosols, nebulisers or insufflators.

30

Pharmaceutical formulations adapted for vaginal administration can be administered as pessaries, tampons, creams, gels, pastes, foams or spray formulations.

35

Pharmaceutical formulations adapted for parenteral administration include aqueous and non-aqueous sterile injection solutions comprising antioxidants, buffers, bacteriostatics and solutes, by means of which the formula-

tion is rendered isotonic with the blood of the recipient to be treated; and aqueous and non-aqueous sterile suspensions, which may comprise suspension media and thickeners. The formulations can be administered in
5 single-dose or multidose containers, for example sealed ampoules and vials, and stored in the freeze-dried (lyophilised) state, so that only the addition of the sterile carrier liquid, for example water for injection purposes, immediately before use is necessary.

10 Injection solutions and suspensions prepared in accordance with the recipe can be prepared from sterile powders, granules and tablets.

It goes without saying that, in addition to the above particularly mentioned constituents, the formulations may also comprise other agents usual in the
15 art with respect to the particular type of formulation; thus, for example, formulations which are suitable for oral administration may comprise flavours.

20 A therapeutically effective amount of a compound of the formula I depends on a number of factors, including, for example, the age and weight of the animal, the precise condition which requires treatment, and its severity, the nature of the formulation and the method of administration, and is ultimately determined by the treating doctor or vet. However, an effective
25 amount of a compound according to the invention is generally in the range from 0.1 to 100 mg/kg of body weight of the recipient (mammal) per day and particularly typically in the range from 1 to 10 mg/kg of body weight per day. Thus, the actual amount per day for an adult mammal weighing
30 70 kg is usually between 70 and 700 mg, where this amount can be administered as a single dose per day or more usually in a series of part-doses (such as, for example, two, three, four, five or six) per day, so that the total daily dose is the same. An effective amount of a salt or solvate or
35 of a physiologically functional derivative thereof can be determined as the

fraction of the effective amount of the compound according to the invention *per se*.

In a fifth aspect, the present invention provides use of compounds according to the first aspect and/or physiologically acceptable salts and solvates thereof for the preparation of a medicament for the treatment of thromboses, myocardial infarction, arteriosclerosis, inflammation, apoplexy, angina pectoris, restenosis after angioplasty, claudicatio intermittens, migraine, tumours, tumour diseases and/or tumour metastases.

In a sixth aspect, the present invention provides use of compounds of the formula I according to the first aspect and/or pharmaceutically usable derivatives, solvates and stereoisomers thereof, including mixtures thereof in all ratios, for the preparation of a medicament for the treatment of thromboses, myocardial infarction, arteriosclerosis, inflammation, apoplexy, angina pectoris, restenosis after angioplasty, claudicatio intermittens, migraine, tumours, tumour diseases and/or tumour metastases, in combination with at least one further medicament active ingredient.

In a seventh aspect, the present invention provides a method for the treatment of thromboses, myocardial infarction, arteriosclerosis, inflammation, apoplexy, angina pectoris, restenosis after angioplasty, claudicatio intermittens, migraine, tumours, tumour diseases and/or tumour metastases in a subject, said method comprising administration to the subject of a compound of the first aspect.

In an eighth aspect, the present invention provides a method for the treatment of thromboses, myocardial infarction, arteriosclerosis, inflammation, apoplexy, angina pectoris, restenosis after angioplasty, claudicatio intermittens, migraine, tumours, tumour diseases and/or tumour metastases in a subject, said method comprising administration to the subject of a compound of the first aspect in combination with at least one further medicament active ingredient.

In a ninth aspect, the present invention provides a set (kit) consisting of separate packs of

- 5 (a) an effective amount of a compound of the formula I according to the first aspect and/or pharmaceutically usable derivatives, solvates and stereoisomers thereof, including mixtures thereof in all ratios, and
- (b) an effective amount of a further medicament active ingredient.

The set comprises suitable containers, such as boxes, individual bottles, bags or ampoules. The set may, for example, comprise separate ampoules, each
10 containing an effective amount of a compound of the formula I and/or pharmaceutically usable derivatives, solvates and stereoisomers thereof, including mixtures thereof in all ratios, and an effective amount of a further medicament active ingredient in dissolved or lyophilised form.

In a tenth aspect, the present invention provides compounds of the formula I
15 according to the first aspect when used as inhibitors of coagulation factor Xa.

In an eleventh aspect, the present invention provides compounds of the formula I according to the first aspect when used as inhibitors of coagulation factor VIIa.

2004299197 14 Jul 2010

The invention furthermore relates to the use of compounds of the formula I and/or pharmaceutically usable derivatives, solvates and stereoisomers thereof, including mixtures thereof in all ratios,
5 for the preparation of a medicament for the treatment of thromboses, myocardial infarction, arteriosclerosis, inflammation, apoplexy, angina pectoris, restenosis after angioplasty, claudicatio intermittens, migraine, tumours, tumour diseases and/or tumour metastases,
10 in combination with at least one further medicament active ingredient.

Above and below, all temperatures are indicated in °C. In the following examples, "conventional work-up" means: water is added if necessary, the pH is adjusted, if necessary, to values between 2 and 10, depending on
15 the constitution of the end product, the mixture is extracted with ethyl acetate or dichloromethane, the phases are separated, the organic phase is dried over sodium sulfate and evaporated, and the product is purified by chromatography on silica gel and/or by crystallisation. R_f values on silica
20 gel; eluent: ethyl acetate/methanol 9:1.

Mass spectrometry (MS): EI (electron impact ionisation) M⁺
ESI (electrospray ionisation) (M+H)⁺ (unless indicated otherwise)

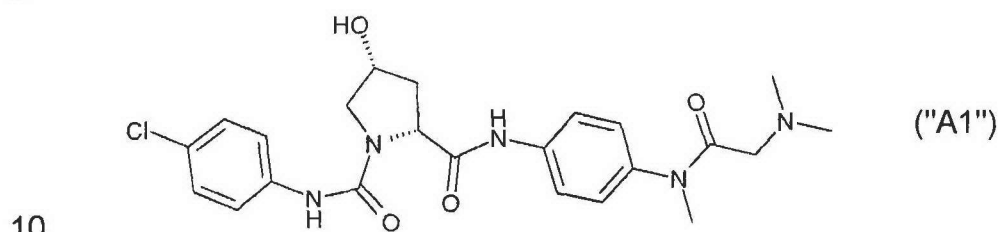
25

30

35

Example 1

5 *1-N-(4-Chlorophenyl)-2-N-{4-[(2-dimethylaminoethanoyl)methylamino]-phenyl}-(2R,4R)-4-hydroxypyrrolidine-1,2-dicarboxamide ("A1")*



15 100 mg (0.351 mmol) of (2R,4R)-1-(4-chlorophenylcarbamoyl)-4-hydroxyproline (**1**) and 72.75 mg (0.351 mmol) of N-(4-aminophenyl)-2-dimethylamino-N-methylacetamide (described in US 2436115, 1945) are dissolved in 1 ml of DMF, 62.29 mg (0.351 mmol) of N-(3-dimethylaminopropyl)-N'-ethylcarbodiimide hydrochloride are added, and the mixture is stirred at RT for 24 h. Conventional work-up gives 35 mg (21%) of "A1"; (M+H)⁺ 475; m.p. 95°.

20

The following compounds are obtained analogously

25 1-N-(4-chlorophenyl)-2-N-{4-[(2-(N-methyl,N-butylamino)ethanoyl)methylamino]phenyl}-(2R,4R)-4-hydroxypyrrolidine-1,2-dicarboxamide, m.p. 98°;

30 1-N-(4-chlorophenyl)-2-N-{4-[(2-(morpholin-4-yl)ethanoyl)methylamino]phenyl}-(2R,4R)-4-hydroxypyrrolidine-1,2-dicarboxamide ("A1-1"), m.p. 86°;

35 1-N-(4-chlorophenyl)-2-N-{4-[(2-(4-hydroxypiperidin-1-yl)ethanoyl)methylamino]phenyl}-(2R,4R)-4-hydroxypyrrolidine-1,2-dicarboxamide ("A1-2"), m.p. 78°;

1-N-(4-chlorophenyl)-2-N-{4-[(2-(2,6-dimethylmorpholin-4-yl)-ethanoyl)methylamino]phenyl}-(2R,4R)-4-hydroxypyrrolidine-1,2-dicarboxamide, m.p. 137°;

5 1-N-(4-chlorophenyl)-2-N-{4-[(2-(3-cyclohexylmethylpiperidin-1-yl)-ethanoyl)methylamino]phenyl}-(2R,4R)-4-hydroxypyrrolidine-1,2-dicarboxamide, m.p. 104°;

10 1-N-(4-chlorophenyl)-2-N-{4-[(2-diethylaminoethanoyl)methylamino]phenyl}-(2R,4R)-4-hydroxypyrrolidine-1,2-dicarboxamide, m.p. 86°;

1-N-(4-chlorophenyl)-2-N-{4-[(2-(*N*-methyl,*N*-ethylamino)ethanoyl)methylamino]phenyl}-(2R,4R)-4-hydroxypyrrolidine-1,2-dicarboxamide, m.p. 113°;

15 1-N-(4-chlorophenyl)-2-N-{4-[(2-(2-methylimidazol-1-yl)ethanoyl)methylamino]phenyl}-(2R,4R)-4-hydroxypyrrolidine-1,2-dicarboxamide, m.p. 171°;

1-N-(4-ethynylphenyl)-2-N-{4-[(2-dimethylaminoethanoyl)methylamino]phenyl}-(2R,4R)-4-hydroxypyrrolidine-1,2-dicarboxamide,

20 1-N-(4-chlorophenyl)-2-N-{2-fluoro-4-[(2-dimethylaminoethanoyl)methylamino]phenyl}-(2R,4R)-4-hydroxypyrrolidine-1,2-dicarboxamide,

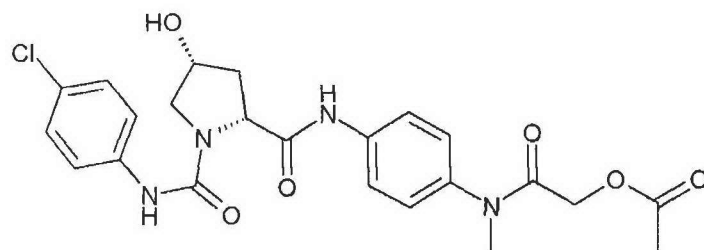
1-N-(4-chlorophenyl)-2-N-{5-[(2-dimethylaminoethanoyl)methylamino]pyridin-2-yl}-(2R,4R)-4-hydroxypyrrolidine-1,2-dicarboxamide,

25

Example 2

1-N-(4-Chlorophenyl)-2-N-{4-[(2-acetoxyethanoyl)methylamino]phenyl}-(2R,4R)-4-hydroxypyrrolidine-1,2-dicarboxamide ("A2")

30



("A2")

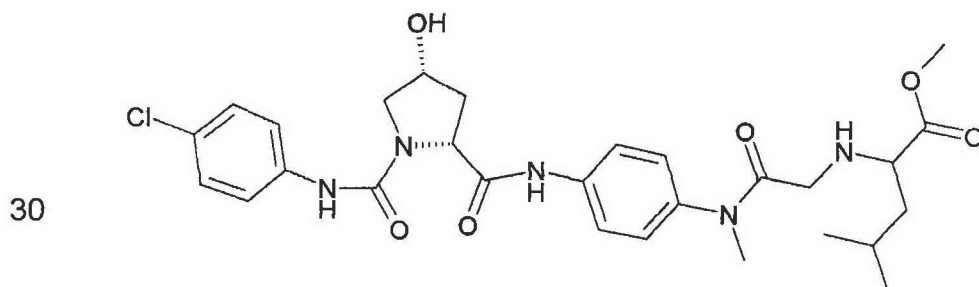
35

2.1 1.146 g (4.025 mmol) of 1 are suspended in 10 ml of THF, 0.995 g (4.025 mmol) of EEDQ (= ethyl 2-ethoxy-1,2-dihydroquinoline-1-carboxylate) is added, and the mixture is stirred at RT for 30 min. After addition of 0.8 g (4.027 mmol) of 4-methylaminoaniline (described in J. Org. Chem. 26, 1961, 1394), the reaction mixture is stirred at RT for a further 18 h. Conventional work-up thus gives 300 mg of 1-N-(4-chlorophenyl)-2-N-{4-(N-methylamino)phenyl}-(2R,4R)-4-hydroxypyrrolidine-1,2-dicarboxamide (2), (M+H)⁺ 390.

2.2 240 mg (0.617 mmol) of (2) are dissolved in 2 ml of DCM, and 82.92 μ l (0.771 mmol) of acetoxyacetyl chloride, 62.23 μ l (0.771 mmol) of pyridine and 0.977 mg (0.008 mmol) of DMAP (= 4-(dimethylamino)-pyridine) are added successively. The mixture is subsequently stirred at RT for 18 h and subjected to conventional work-up, giving 125 mg (41%) of "A2", MS = 490 (M+H)⁺.

20 The following compound is obtained analogously

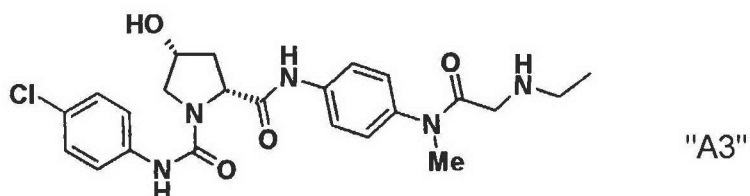
25 methyl (2R,4R)-2-[[[4-({1-[1-(4-chlorophenylcarbamoyl)-4-hydroxypyrrolidin-2-yl]methanoyl]amino)phenyl]methylcarbamoyl]-methyl)amino]-4-methylpentanoate, m.p. 86°



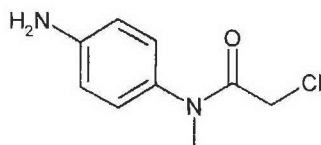
35

Example 3

1-*N*-(4-Chlorophenyl)-2-*N*-{4-[(2-ethylaminoethanoyl)methylamino]-
 5 phenyl}-(2*R*,4*R*)-4-hydroxypyrrolidine-1,2-dicarboxamide ("A3")



3.1 Preparation of *N*-(4-aminophenyl)-2-chloro-*N*-methylacetamide
 (4)



1.0 g (4.374 mmol) of 2-chloro-*N*-methyl-*N*-(4-nitrophenyl)acetamide **3**
 (described in Biochem. J. 55, 1953, 839) are dissolved in 25 ml of THF
 and hydrogenated using 0.5 g of Pt/C (5%)-55.9% water-moist at RT.
 25 Conventional work-up gives **4**.

3.2 1.146 g (4.025 mmol) of **1** are suspended in 10 ml of THF, 0.995 g
 (4.025 mmol) of EEDQ (= ethyl 2-ethoxy-1,2-dihydroquinoline-1-carboxy-
 30 late) is added, and the mixture is stirred at RT for 30 min. After addition of
 0.8 g (4.027 mmol) of **4**, the reaction mixture is stirred at RT for a further
 18 h. Conventional work-up thus gives 750 mg (40%) of 1-*N*-(4-chloro-
 phenyl)-2-*N*-{4-[(2-chloroethanoyl)methylamino]phenyl}-(2*R*,4*R*)-4-
 35 hydroxypyrrolidine-1,2-dicarboxamide ("A3a"); (M+H)⁺ 466.

3.3 250 mg (0.537 mmol) of "A3a" and 406 μ l (0.806 mmol) of ethylamine (2M in THF) are dissolved in 2 ml of acetonitrile, 85.4 mg (0.806) of anhydrous sodium carbonate are added, and the mixture is stirred at 60°C for 5 h. Conventional work-up thus gives 81 mg (32%) of "A3"; (M+H)⁺475; m.p. 121°.

The following compounds are obtained analogously

10 1-N-(4-chlorophenyl)-2-N-{4-[(2-cyclohexylaminoethanoyl)methylamino]phenyl}-(2R,4R)-4-hydroxypyrrolidine-1,2-dicarboxamide, m.p. 141°;

15 1-N-(4-chlorophenyl)-2-N-{4-[(2-methylaminoethanoyl)methylamino]phenyl}-(2R,4R)-4-hydroxypyrrolidine-1,2-dicarboxamide, m.p. 145°;

1-N-(4-chlorophenyl)-2-N-{4-[(2-isopropylaminoethanoyl)methylamino]phenyl}-(2R,4R)-4-hydroxypyrrolidine-1,2-dicarboxamide, m.p. 123.5°;

20 1-N-(4-chlorophenyl)-2-N-{4-[(2-*tert*-butylaminoethanoyl)methylamino]phenyl}-(2R,4R)-4-hydroxypyrrolidine-1,2-dicarboxamide, m.p. 137°;

25 1-N-(4-chlorophenyl)-2-N-{4-[(2-cyclopentylaminoethanoyl)methylamino]phenyl}-(2R,4R)-4-hydroxypyrrolidine-1,2-dicarboxamide, m.p. 130°;

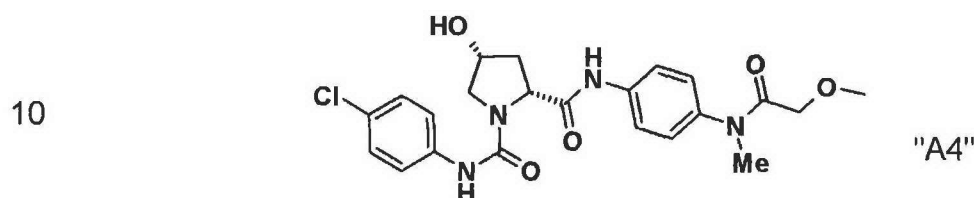
30 1-N-(4-chlorophenyl)-2-N-{4-[(2-cyclopropylmethylaminoethanoyl)methylamino]phenyl}-(2R,4R)-4-hydroxypyrrolidine-1,2-dicarboxamide, m.p. 126°;

Chlorine substitution of 1-N-(4-chlorophenyl)-2-N-{4-[(2-chloroethanoyl)methylamino]phenyl}-(2R,4R)-4-hydroxypyrrolidine-1,2-dicarboxamide ("A3a") gives the compound

35 1-N-(4-chlorophenyl)-2-N-{4-[(2-hydroxyethanoyl)methylamino]phenyl}-(2R,4R)-4-hydroxypyrrolidine-1,2-dicarboxamide.

Example 4

5 *1-N-(4-Chlorophenyl)-2-N-{4-[(2-methoxyethanoyl)methylamino]phenyl}-
(2R,4R)-4-hydroxypyrrolidine-1,2-dicarboxamide ("A4")*



15 Under argon, 0.05 mmol of CuI (5 mol%), 1.5 mmol of 2-methoxyacetamide and 2.03 mmol of K₃PO₄ are placed in a flask. After addition of 1.0 ml of toluene, 0.1 mmol (10 mol%) of N,N'-dimethylenediamine and 1.0 mmol of 1-N-(4-chlorophenyl)-2-N-{4-iodophenyl}-(2R,4R)-4-hydroxypyrrolidine-1,2-dicarboxamide (**5**), (M+H)⁺ 487 [preparation analogous to

20 Example 3.2] are added, and the mixture is stirred at 80°C for 12 h. Cooling and conventional work-up thus gives "A4"; (M+H)⁺ 462; m.p. 84°.

The following compounds are obtained analogously

25

1-N-(4-chlorophenyl)-2-N-{4-[(2-ethoxyethanoyl)methylamino]phenyl}-(2R,4R)-4-hydroxypyrrolidine-1,2-dicarboxamide, m.p. 89°;

30 1-N-(4-chlorophenyl)-2-N-{4-[(2-propoxyethanoyl)methylamino]phenyl}-(2R,4R)-4-hydroxypyrrolidine-1,2-dicarboxamide,

1-N-(4-chlorophenyl)-2-N-{4-[(2-butoxyethanoyl)methylamino]phenyl}-(2R,4R)-4-hydroxypyrrolidine-1,2-dicarboxamide,

35 1-N-(4-ethynylphenyl)-2-N-{4-[(2-methoxyethanoyl)methylamino]phenyl}-(2R,4R)-4-hydroxypyrrolidine-1,2-dicarboxamide,

1-N-(4-chlorophenyl)-2-N-{2-fluoro-4-[(2-methoxyethanoyl)methylamino]phenyl}-(2R,4R)-4-hydroxypyrrolidine-1,2-dicarboxamide,

1-N-(4-chlorophenyl)-2-N-{5-[(2-methoxyethanoyl)methylamino]-
pyridin-2-yl}-(2R,4R)-4-hydroxypyrrolidine-1,2-dicarboxamide.

5 Pharmacological data

Affinity to receptors

Table 1

Compound No.	FXa-IC ₅₀ [nM]	TF/FVIIa-IC ₅₀ [M]
"A1"		37.0
"A1-1"	54.0	100.0
"A1-2"	37.0	46.0
"A2"		
"A3"	17.0	25.0

10

15

20

25

30

35

The following examples relate to pharmaceutical compositions:

Example A: Injection vials

5

A solution of 100 g of an active ingredient of the formula I and 5 g of disodium hydrogenphosphate in 3 l of bidistilled water is adjusted to pH 6.5 using 2 N hydrochloric acid, sterile filtered, transferred into injection vials, lyophilised under sterile conditions and sealed under sterile conditions.

10 Each injection vial contains 5 mg of active ingredient.

Example B: Suppositories

15

A mixture of 20 g of an active ingredient of the formula I is melted with 100 g of soya lecithin and 1400 g of cocoa butter, poured into moulds and allowed to cool. Each suppository contains 20 mg of active ingredient.

20

Example C: Solution

25

A solution is prepared from 1 g of an active ingredient of the formula I, 9.38 g of $\text{NaH}_2\text{PO}_4 \cdot 2 \text{H}_2\text{O}$, 28.48 g of $\text{Na}_2\text{HPO}_4 \cdot 12 \text{H}_2\text{O}$ and 0.1 g of benzalkonium chloride in 940 ml of bidistilled water. The pH is adjusted to 6.8, and the solution is made up to 1 l and sterilised by irradiation. This solution can be used in the form of eye drops.

30

Example D: Ointment

500 mg of an active ingredient of the formula I are mixed with 99.5 g of Vaseline under aseptic conditions.

35

Example E: Tablets

5 A mixture of 1 kg of active ingredient of the formula I, 4 kg of lactose,
1.2 kg of potato starch, 0.2 kg of talc and 0.1 kg of magnesium stearate is
pressed to give tablets in a conventional manner in such a way that each
tablet contains 10 mg of active ingredient.

Example F: Coated tablets

10 Tablets are pressed analogously to Example E and subsequently coated
in a conventional manner with a coating of sucrose, potato starch, talc,
tragacanth and dye.

15

Example G: Capsules

20 2 kg of active ingredient of the formula I are introduced into hard gelatine
capsules in a conventional manner in such a way that each capsule con-
tains 20 mg of the active ingredient.

Example H: Ampoules

25

A solution of 1 kg of active ingredient of the formula I in 60 l of bidistilled
water is sterile filtered, transferred into ampoules, lyophilised under sterile
conditions and sealed under sterile conditions. Each ampoule contains
30 10 mg of active ingredient.

35

2004299197 14 Jul 2010

Throughout this specification and the claims which follow, unless the context requires otherwise, the word "comprise", and variations such as "comprises" or "comprising", will be understood to imply the inclusion of a stated integer or step or group of integers or steps but not the exclusion of any other integer or step or
5 group of integers or steps.

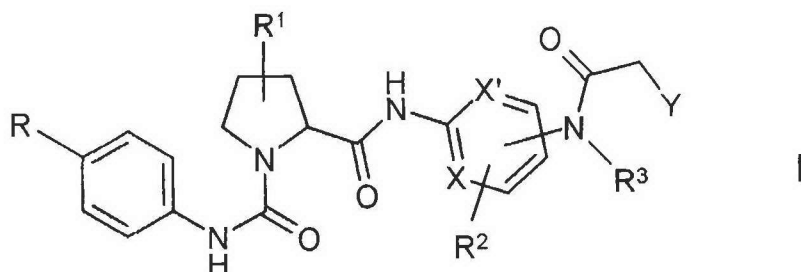
The reference in this specification to any prior publication (or information derived from it), or to any matter which is known, is not, and should not be taken as an acknowledgment or admission or any form of suggestion that that prior publication (or information derived from it) or known matter forms part of the common general
10 knowledge in the field of endeavour to which this specification relates.

Patent Claims

1. Compounds of the formula I

5

10



in which

15

R denotes Hal, $-C\equiv C-H$, $-C\equiv C-A$ or OA,
 R¹ denotes H, =O, Hal, A, OH, OA, A-COO-, Ph-(CH₂)_n-COO-, cycloalkyl-(CH₂)_n-COO-, A-CONH-, A-CONA-, Ph-CONA-, N₃, NH₂, NO₂, CN, COOH, COOA, CONH₂, CONHA, CON(A)₂, O-allyl, O-propargyl, O-benzyl, =N-OH, =N-OA or =CF₂,

20

X, X' each, independently of one another, denote CH, CHal or N,

Y denotes R⁴ or Hal,

25

Ph denotes phenyl which is unsubstituted or mono-, di- or trisubstituted by A, OA, OH or Hal,

R² denotes H, Hal or A,

R³ denotes H or A,

30

R⁴ denotes OH, OA, A-COO-, NHA, NHA_r, NAA', Het or -NH-CHR⁵-COOR³,

R⁵ denotes H, A, -CHR³-OH, (CH₂)_n-Ph, (CH₂)_n-COOH, (CH₂)_n-CONH₂, (CH₂)_p-NH₂, (CH₂)_n-NH(=NH)NH₂, (CH₂)_n-Het¹ or (CH₂)_n-SR³,

35

Het denotes a mono- or bicyclic saturated, unsaturated or aromatic heterocycle having 1 to 4 N, O and/or S atoms,

- which may be unsubstituted or mono-, di- or trisubstituted by A, OH, OA, CN, COOH, COOA and/or carbonyl oxygen (=O),
- 5 Het¹ denotes a mono- or bicyclic aromatic heterocycle having 1 to 4 N, O and/or S atoms, which may be unsubstituted or mono-, di- or trisubstituted by A, OH, OA and/or CN,
- 10 A, A' each, independently of one another, denote unbranched, branched or cyclic alkyl having 1-12 C atoms, in which, in addition, 1-7 H atoms may be replaced by F and/or chlorine,
- 15 Ar denotes naphthyl, biphenyl, or phenyl which is unsubstituted or mono-, di- or trisubstituted by Hal, A, OR³, N(R³)₂, NO₂, CN, COOR³, CON(R³)₂, NR³COA, NR³CON(R³)₂, NR³SO₂A, COR³, SO₂N(R³)₂, S(O)_nA, -[C(R³)₂]_n-COOR³ or -O-[C(R³)₂]_p-COOR³,
- 20 Hal denotes F, Cl, Br or I,
 n denotes 0, 1, 2 or 3,
 p denotes 1, 2, 3, 4 or 5,
 and pharmaceutically usable derivatives, solvates, salts and stereoisomers thereof, including mixtures thereof in all ratios.
- 25
2. Compounds according to Claim 1 in which
 R denotes Hal or -C≡C-H,
 and pharmaceutically usable derivatives, solvates, salts and stereoisomers thereof, including mixtures thereof in all ratios.
- 30
3. Compounds according to Claim 1 or 2 in which
 R¹ denotes H, =O, Hal, A, OH or OA,
 and pharmaceutically usable derivatives, solvates, salts and stereoisomers thereof, including mixtures thereof in all ratios.
- 35

4. Compounds according to one or more of Claims 1-3 in which
R¹ denotes OH,
5 and pharmaceutically usable derivatives, solvates, salts and stereo-
isomers thereof, including mixtures thereof in all ratios.
5. Compounds according to one or more of Claims 1-4 in which
10 X denotes CH or N,
X' denotes CH,
and pharmaceutically usable derivatives, solvates, salts and stereo-
isomers thereof, including mixtures thereof in all ratios.
- 15 6. Compounds according to one or more of Claims 1-5 in which
R² denotes H or Hal,
and pharmaceutically usable derivatives, solvates, salts and stereo-
isomers thereof, including mixtures thereof in all ratios.
- 20 7. Compounds according to one or more of Claims 1-6 in which
R³ denotes H or alkyl having 1, 2, 3, 4, 5 or 6 C atoms,
and pharmaceutically usable derivatives, solvates, salts and stereo-
isomers thereof, including mixtures thereof in all ratios.
- 25 8. Compounds according to one or more of Claims 1-7 in which
Het denotes a monocyclic saturated, unsaturated or aro-
30 matic heterocycle having 1 to 2 N and/or O atoms,
which may be unsubstituted or mono-, di- or trisubsti-
tuted by A, OH and/or OA,
and pharmaceutically usable derivatives, solvates, salts and stereo-
isomers thereof, including mixtures thereof in all ratios.
- 35 9. Compounds according to one or more of Claims 1-8 in which

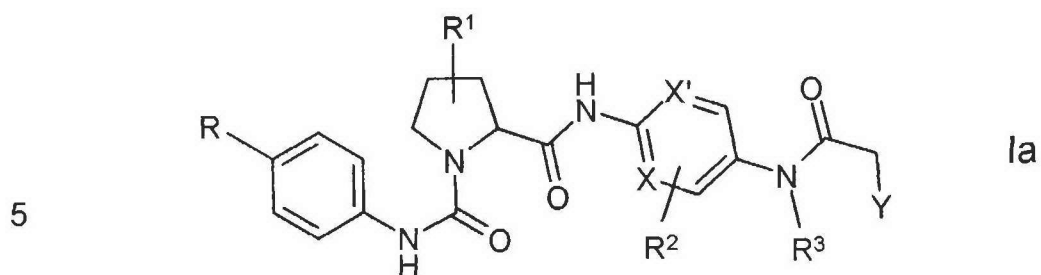
- 5
10
15
20
25
30
35
- Het denotes furyl, thienyl, pyrrolyl, imidazolyl, pyridyl, pyrimidinyl, pyrazolyl, thiazolyl, indolyl, pyrrolidinyl, piperidinyl, morpholinyl or piperazinyl, each of which is unsubstituted or mono-, di- or trisubstituted by A, OH and/or OA,
and pharmaceutically usable derivatives, solvates, salts and stereoisomers thereof, including mixtures thereof in all ratios.
10. Compounds according to one or more of Claims 1-9 in which
Het¹ denotes an unsubstituted mono- or bicyclic aromatic heterocycle having 1 to 2 N, O and/or S atoms,
and pharmaceutically usable derivatives, solvates, salts and stereoisomers thereof, including mixtures thereof in all ratios.
11. Compounds according to one or more of Claims 1-10 in which
R⁵ denotes H or A,
and pharmaceutically usable derivatives, solvates, salts and stereoisomers thereof, including mixtures thereof in all ratios.
12. Compounds according to one or more of Claims 1-11 in which
Ar denotes naphthyl, or phenyl which is unsubstituted or mono-, di- or trisubstituted by Hal, A, OR³, N(R³)₂, NO₂, CN, COOR³ or CON(R³)₂,
and pharmaceutically usable derivatives, solvates, salts and stereoisomers thereof, including mixtures thereof in all ratios.
13. Compounds according to one or more of Claims 1-12 in which
Ar denotes phenyl,
and pharmaceutically usable derivatives, solvates, salts and stereoisomers thereof, including mixtures thereof in all ratios.

14. Compounds according to one or more of Claims 1-13 in which
- 5 R denotes Hal or $-C\equiv C-H$,
R¹ denotes OH,
X denotes CH or N,
X' denotes CH,
Y denotes R⁴ or Hal,
R² denotes H or Hal,
10 R³ denotes alkyl having 1, 2, 3, 4, 5 or 6 C atoms,
R⁴ denotes OH, OA, A-COO-, NHA, NHA_r, NAA', Het,
-NH-CHR⁵-COOR³ or -NH-CHR⁵-COOH,
R⁵ denotes H or A,
15 Het denotes a monocyclic saturated, unsaturated or aromatic heterocycle having 1 to 2 N and/or O atoms, which may be unsubstituted or mono-, di- or trisubstituted by A, OH and/or OA,
A, A' each, independently of one another, denote un-
20 branched, branched or cyclic alkyl having 1-12 C atoms, in which, in addition, 1-7 H atoms may be replaced by F and/or chlorine,
Hal denotes F, Cl, Br or I,
25 n denotes 0, 1, 2 or 3,
p denotes 1, 2, 3, 4 or 5,
and pharmaceutically usable derivatives, solvates, salts and stereoisomers thereof, including mixtures thereof in all ratios.

30

15. Compounds of the formula Ia

35



according to one or more of Claims 1-14

10

in which

R denotes Hal or $-C\equiv C-H$,

R^1 denotes OH,

X denotes CH or N,

15

X' denotes CH,

Y denotes R^4 or Hal,

R^2 denotes H or Hal,

R^3 denotes alkyl having 1, 2, 3, 4, 5 or 6 C atoms,

20

R^4 denotes OH, OA, $A-COO^-$, NHA, NAA', Het,
 $-NH-CHR^5-COOR^3$ or $-NH-CHR^5-COOH$,

R^5 denotes H or A,

Het denotes a monocyclic saturated, unsaturated or aromatic heterocycle having 1 to 2 N and/or O atoms, which may be unsubstituted or mono-, di- or trisubstituted by A, OH and/or OA,

25

A, A' each, independently of one another, denote unbranched, branched or cyclic alkyl having 1-12 C atoms, in which, in addition, 1-7 H atoms may be replaced by F and/or chlorine,

30

Hal denotes F, Cl, Br or I,

n denotes 0, 1, 2 or 3,

35

p denotes 1, 2, 3, 4 or 5,

and pharmaceutically usable derivatives, solvates, salts and stereoisomers thereof, including mixtures thereof in all ratios.

- 5 16. Compounds according to Claim 1 selected from the group
- 1-N-(4-chlorophenyl)-2-N-{4-[(2-dimethylaminoethanoyl)-
methylamino]phenyl}-(2R,4R)-4-hydroxypyrrolidine-1,2-dicarbox-
amide,
- 10 1-N-(4-chlorophenyl)-2-N-{4-[(2-(*N*-methyl,*N*-butylamino)-
ethanoyl)methylamino]phenyl}-(2R,4R)-4-hydroxypyrrolidine-1,2-di-
carboxamide,
- 15 1-N-(4-chlorophenyl)-2-N-{4-[(2-(morpholin-4-yl)ethanoyl)-
methylamino]phenyl}-(2R,4R)-4-hydroxypyrrolidine-1,2-dicarbox-
amide,
- 1-N-(4-chlorophenyl)-2-N-{4-[(2-(4-hydroxypiperidin-1-yl)-
ethanoyl)methylamino]phenyl}-(2R,4R)-4-hydroxypyrrolidine-1,2-di-
carboxamide,
- 20 1-N-(4-chlorophenyl)-2-N-{4-[(2-(2,6-dimethylmorpholin-4-yl)-
ethanoyl)methylamino]phenyl}-(2R,4R)-4-hydroxypyrrolidine-1,2-di-
carboxamide,
- 25 1-N-(4-chlorophenyl)-2-N-{4-[(2-(3-cyclohexylmethylpiperidin-1-
yl)ethanoyl)methylamino]phenyl}-(2R,4R)-4-hydroxypyrrolidine-1,2-
dicarboxamide,
- 1-N-(4-chlorophenyl)-2-N-{4-[(2-diethylaminoethanoyl)methyl-
amino]phenyl}-(2R,4R)-4-hydroxypyrrolidine-1,2-dicarboxamide,
- 30 1-N-(4-chlorophenyl)-2-N-{4-[(2-(*N*-methyl,*N*-ethylamino)-
ethanoyl)methylamino]phenyl}-(2R,4R)-4-hydroxypyrrolidine-1,2-di-
carboxamide,
- 35 1-N-(4-chlorophenyl)-2-N-{4-[(2-(2-methylimidazol-1-yl)-
ethanoyl)methylamino]phenyl}-(2R,4R)-4-hydroxypyrrolidine-1,2-di-
carboxamide,

1-N-(4-ethynylphenyl)-2-N-{4-[(2-dimethylaminoethanoyl)-methylamino]phenyl}-(2R,4R)-4-hydroxypyrrolidine-1,2-dicarboxamide,

5 1-N-(4-chlorophenyl)-2-N-{2-fluoro-4-[(2-dimethylaminoethanoyl)methylamino]phenyl}-(2R,4R)-4-hydroxypyrrolidine-1,2-dicarboxamide,

10 1-N-(4-chlorophenyl)-2-N-{5-[(2-dimethylaminoethanoyl)methylamino]pyridin-2-yl}-(2R,4R)-4-hydroxypyrrolidine-1,2-dicarboxamide,

1-N-(4-chlorophenyl)-2-N-{4-[(2-acetoxyethanoyl)methylamino]phenyl}-(2R,4R)-4-hydroxypyrrolidine-1,2-dicarboxamide,

15 methyl (2R,4R)-2-[[{4-({1-[1-(4-chlorophenyl)carbamoyl]-4-hydroxypyrrolidin-2-yl]methanoyl}amino)phenyl]methylcarbamoyl]-methylamino]-4-methylpentanoate,

20 1-N-(4-chlorophenyl)-2-N-{4-[(2-ethylaminoethanoyl)methylamino]phenyl}-(2R,4R)-4-hydroxypyrrolidine-1,2-dicarboxamide,

2-N-(4-chlorophenyl)-2-N-{4-[(2-chloroethanoyl)methylamino]phenyl}-(2R,4R)-4-hydroxypyrrolidine-1,2-dicarboxamide,

25 1-N-(4-chlorophenyl)-2-N-{4-[(2-cyclohexylaminoethanoyl)methylamino]phenyl}-(2R,4R)-4-hydroxypyrrolidine-1,2-dicarboxamide,

1-N-(4-chlorophenyl)-2-N-{4-[(2-methylaminoethanoyl)methylamino]phenyl}-(2R,4R)-4-hydroxypyrrolidine-1,2-dicarboxamide,

30 1-N-(4-chlorophenyl)-2-N-{4-[(2-isopropylaminoethanoyl)methylamino]phenyl}-(2R,4R)-4-hydroxypyrrolidine-1,2-dicarboxamide,

1-N-(4-chlorophenyl)-2-N-{4-[(2-*tert*-butylaminoethanoyl)methylamino]phenyl}-(2R,4R)-4-hydroxypyrrolidine-1,2-dicarboxamide,

35 1-N-(4-chlorophenyl)-2-N-{4-[(2-cyclopentylaminoethanoyl)methylamino]phenyl}-(2R,4R)-4-hydroxypyrrolidine-1,2-dicarboxamide,

2004299197 14 Jul 2010

- 53 -

1-N-(4-chlorophenyl)-2-N-{4-[(2-cyclopropylmethylamino)ethanoyl)methylamino]phenyl}-(2R,4R)-4-hydroxypyrrolidine-1,2-dicarboxamide,

1-N-(4-chlorophenyl)-2-N-{4-[(2-hydroxyethanoyl)methylamino]phenyl}-(2R,4R)-4-hydroxypyrrolidine-1,2-dicarboxamide,

1-N-(4-chlorophenyl)-2-N-{4-[(2-methoxyethanoyl)methylamino]phenyl}-(2R,4R)-4-hydroxypyrrolidine-1,2-dicarboxamide,

1-N-(4-chlorophenyl)-2-N-{4-[(2-ethoxyethanoyl)methylamino]phenyl}-(2R,4R)-4-hydroxypyrrolidine-1,2-dicarboxamide,

1-N-(4-chlorophenyl)-2-N-{4-[(2-propoxyethanoyl)methylamino]phenyl}-(2R,4R)-4-hydroxypyrrolidine-1,2-dicarboxamide,

1-N-(4-chlorophenyl)-2-N-{4-[(2-butoxyethanoyl)methylamino]phenyl}-(2R,4R)-4-hydroxypyrrolidine-1,2-dicarboxamide,

1-N-(4-ethynylphenyl)-2-N-{4-[(2-methoxyethanoyl)methylamino]phenyl}-(2R,4R)-4-hydroxypyrrolidine-1,2-dicarboxamide,

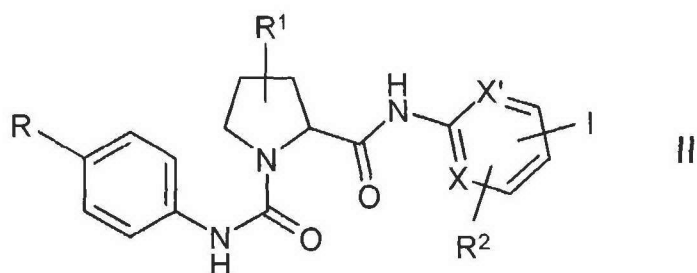
1-N-(4-chlorophenyl)-2-N-{2-fluoro-4-[(2-methoxyethanoyl)methylamino]phenyl}-(2R,4R)-4-hydroxypyrrolidine-1,2-dicarboxamide,

1-N-(4-chlorophenyl)-2-N-{5-[(2-methoxyethanoyl)methylamino]pyridin-2-yl}-(2R,4R)-4-hydroxypyrrolidine-1,2-dicarboxamide,

and pharmaceutically usable derivatives solvates, salts and stereoisomers thereof, including mixtures thereof in all ratios.

- 5 17. Process for the preparation of compounds of the formula I according to Claims 1-16 and pharmaceutically usable derivatives, solvates, salts and stereoisomers thereof, wherein
- a) a compound of the formula II

5

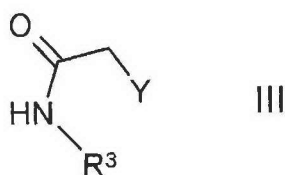


in which R, R¹, R², X and X' have the meanings indicated in Claim 1,

10

is reacted with a compound of the formula III

15



in which

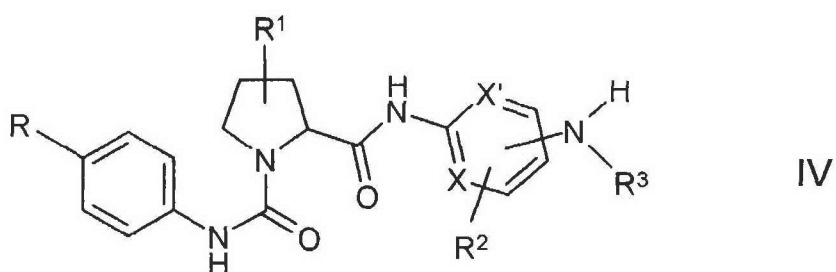
Y and R³ have the meanings indicated in Claim 1,

20

or

b) a compound of the formula IV

25



30

in which R, R¹, R², R³, X and X' have the meanings indicated in Claim 1,

35

is reacted with a compound of the formula V



5

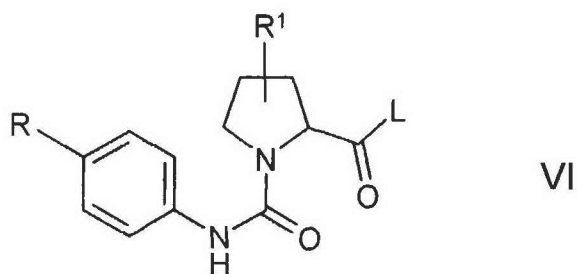
in which Y has the meaning indicated in Claim 1 and
L denotes Cl, Br, I or a free or reactively functionally modified OH
group,

10

or

c) a compound of the formula VI

15



20

25

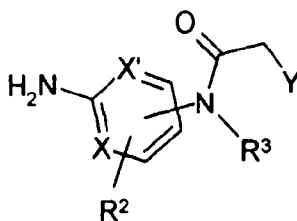
in which R and R¹ have the meanings indicated in Claim 1,
and

L denotes Cl, Br, I or a free or reactively functionally modified OH
group,

30

is reacted with a compound of the formula VII

35



VII

in which R^2 , R^3 , X, X' and Y have the meanings indicated in Claim 1,

and/or

a base or acid of the formula I is converted into one of its salts.

- 5 18. Compounds of the formula I according to one or more of Claims 1 to 16 when used as inhibitors of coagulation factor Xa.
19. Compounds of the formula I according to one or more of Claims 1 to 16 when used as inhibitors of coagulation factor VIIa.
20. Medicaments comprising at least one compound of the formula I according
10 to one or more of Claims 1 to 16 and/or pharmaceutically usable derivatives, solvates and stereoisomers thereof, including mixtures thereof in all ratios, and optionally excipients and/or adjuvants.
21. Medicaments comprising at least one compound of the formula I according
15 to one or more of Claims 1 to 16 and/or pharmaceutically usable derivatives, solvates and stereoisomers thereof, including mixtures thereof in all ratios, and at least one further medicament active ingredient.
22. Use of compounds according to one or more of Claims 1 to 16 and/or
20 physiologically acceptable salts and solvates thereof for the preparation of a medicament for the treatment of thromboses, myocardial infarction, arteriosclerosis, inflammation, apoplexy, angina pectoris, restenosis after angioplasty, claudicatio intermittens, migraine, tumours, tumour diseases and/or tumour metastases.
23. Set (kit) consisting of separate packs of
 - (a) an effective amount of a compound of the formula I according to one

or more of Claims 1 to 16 and/or pharmaceutically usable derivatives, solvates and stereoisomers thereof, including mixtures thereof in all ratios, and

(b) an effective amount of a further medicament active ingredient.

5 24. Use of compounds of the formula I according to one or more of Claims 1 to 16 and/or pharmaceutically usable derivatives, solvates and stereoisomers thereof, including mixtures thereof in all ratios, for the preparation of a medicament for the treatment of thromboses, myocardial infarction, arteriosclerosis, inflammation, apoplexy, angina pectoris, restenosis after
10 angioplasty, claudicatio intermittens, migraine, tumours, tumour diseases and/or tumour metastases, in combination with at least one further medicament active ingredient.

25. A compound of the formula I as defined in claim 1, substantially as hereinbefore described with reference to the Examples.

15 26. A method for the treatment of thromboses, myocardial infarction, arteriosclerosis, inflammation, apoplexy, angina pectoris, restenosis after angioplasty, claudicatio intermittens, migraine, tumours, tumour diseases and/or tumour metastases in a subject, said method comprising administration to the subject of a compound of any one of claims 1 to 16 or
20 25.

27. A method for the treatment of thromboses, myocardial infarction, arteriosclerosis, inflammation, apoplexy, angina pectoris, restenosis after angioplasty, claudicatio intermittens, migraine, tumours, tumour diseases and/or tumour metastases in a subject, said method comprising
25 administration to the subject of a compound of any one of claims 1 to 16 or 25 in combination with at least one further medicament active ingredient.