
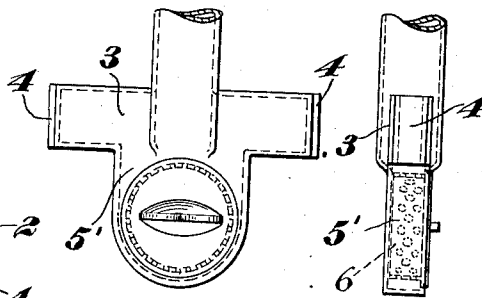
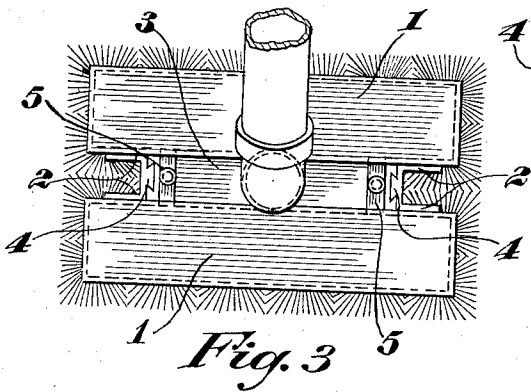
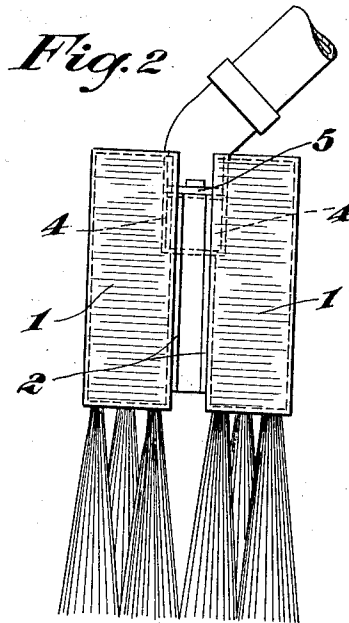
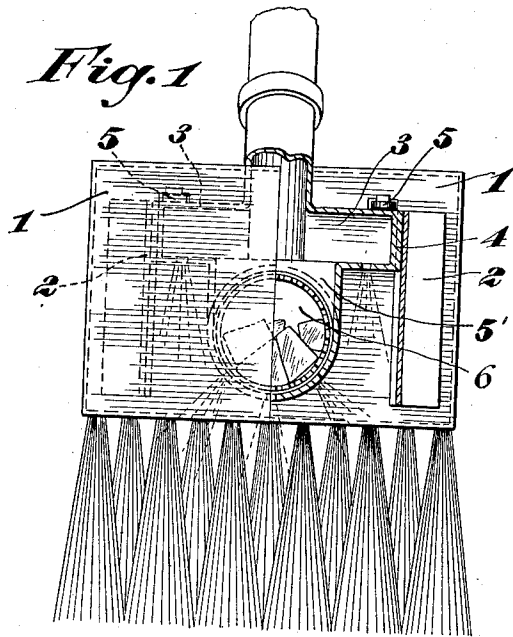


Z. LANGLAIS,  
 FOUNTAIN BRUSH.  
 APPLICATION FILED DEC. 18, 1911.

1,039,965.

Patented Oct. 1, 1912.



Witnesses:

*S. A. Gawwin*  
*E. J. Gawwin*

ZACHÉE LANGLAIS

Inventor

By

*Marion Marin*

Attorneys

# UNITED STATES PATENT OFFICE.

ZACHÉE LANGLAIS, OF MONTREAL, QUEBEC, CANADA.

FOUNTAIN-BRUSH.

1,039,965.

Specification of Letters Patent.

Patented Oct. 1, 1912.

Application filed December 18, 1911. Serial No. 666,494.

To all whom it may concern:

Be it known that I, ZACHÉE LANGLAIS, a subject of the King of England, residing at Montreal, in the Province of Quebec, Canada, have invented certain new and useful Improvements in Fountain-Brushes; and I do hereby declare that the following is a full, clear, and exact description of the invention, such as will enable others skilled in the art to which it appertains to make and use the same.

The invention to be hereinafter described relates to brushes and more particularly to fountain brushes.

In order to more clearly disclose the construction, operation, and use of the invention, reference should be had to the accompanying drawings forming part of the present application.

Throughout the several figures of the drawings like reference characters designate the same parts.

In the drawings:—Figure 1 is a front view of the invention, partly in section; Fig. 2 is an end view; Fig. 3 is a top plan view; Fig. 4 is a front view of the reservoir; Fig. 5 is an edge view of Fig. 4; and Fig. 6 is an edge view of the soap holder, removed.

The main objects of the invention are to provide a simple, compact, economical, durable, and efficient fountain scrubbing brush which may be manufactured quickly, in large quantities, and at a very moderate price.

Another object of the invention is the production of a fountain scrubbing brush in which the several parts may be readily and quickly assembled or separated for removal or repair, when necessary.

Referring to the drawings in detail, 1 indicates separate brush heads of any usual and well known shape and construction. These two brush heads are connected together in spaced relation by means of brackets 2, in the form of channel plates provided with dove tail grooves or guide ways formed in their backs or inner faces. A reservoir 3 provided with dove tail tenons 4 is mounted

to slide freely in the dove tail grooves of the channel plates 2 and is held against removal by turn buttons 5 mounted on the top of the reservoir and adapted to slip into small notches in the inner faces of the brush heads,—see Figs. 2 and 3. This reservoir is provided with the usual water distributing perforations in its lower face, of course, and has a centrally arranged depending U-shaped pocket 5' having a large screw threaded opening in one side adapted to receive the cup shaped perforated soap holder 6 provided with cooperating threads. The top edge of the inner face of each brush head is provided with a shallow notch to accommodate the wall of the feed pipe, where it is connected to the tank, and the handle of the soap holder, as the tank is being inserted or removed. The reservoir is provided with a tubular handle through which water may be supplied to the reservoir, in the usual manner.

It is thought that the construction and operation of the invention will be clear from the preceding detailed description.

Changes may be made in the construction, arrangement, and disposition of the several parts of the invention without in any way departing from the field and scope of the same and it is meant to include all such within this application wherein only a preferred form has been disclosed.

Having thus fully disclosed my invention, what I claim as new and desire to secure by Letters Patent is:—

In combination, brush heads, brackets connecting said heads in spaced relation and provided with grooves in their backs, a reservoir mounted between said heads and provided with dove tail tenons adapted to slide freely in said grooves, and means for holding said reservoir in place.

In witness whereof I have hereunto set my hand in the presence of two witnesses.

ZACHÉE LANGLAIS.

Witnesses:

L. A. GAUVIN,  
E. J. GAUVIN.