



US0D1008100S

(12) **United States Design Patent**
Malachowski et al.

(10) **Patent No.:** **US D1,008,100 S**

(45) **Date of Patent:** **** Dec. 19, 2023**

(54) **VEHICLE EXTERIOR**

(56) **References Cited**

(71) Applicants: **Rivian IP Holdings, LLC**, Plymouth, MI (US); **Amazon Technologies, Inc.**, Seattle, WA (US)

U.S. PATENT DOCUMENTS

D309,281 S ‡	7/1990	Listen	D12/99
D428,362 S *	7/2000	Mantle	D12/97
D491,844 S ‡	6/2004	Poulin	D12/99
D594,387 S *	6/2009	Seidenberg	D12/106

(Continued)

(72) Inventors: **Nicholas Adam Malachowski**, Bloomfield Hills, MI (US); **Stephen Mark Goodrich**, Southfield, MI (US); **Luke James Mack**, Newport Beach, CA (US); **Mohamad Jeffery Hammoud**, Bloomfield Hills, MI (US); **John Sokol**, Sammamish, WA (US); **Ross Rachey**, Bellevue, WA (US); **Benjamin Hewitt**, Seattle, WA (US); **Christopher Gordon**, Bellevue, WA (US)

OTHER PUBLICATIONS

Trailer Air Dams. (Design—© Questel) orbit.com. [Online PDF compilation of references] 23 pgs. Print Dates Range Jun. 28, 2018-Apr. 6, 2010 [Retrieved Nov. 29, 2022].*

(Continued)

(73) Assignees: **Rivian IP Holdings, LLC**, Plymouth, MI (US); **Amazon Technologies, Inc.**, Seattle, WA (US)

Primary Examiner — George D. Kirschbaum
Assistant Examiner — Suzanne E Tisdell

(74) *Attorney, Agent, or Firm* — Haley Guiliano LLP

(**) Term: **15 Years**

(57) **CLAIM**

The ornamental design for a vehicle exterior, as shown and described.

(21) Appl. No.: **29/853,627**

DESCRIPTION

(22) Filed: **Sep. 16, 2022**

FIG. 1 is a front-right corner perspective view of a vehicle exterior showing the claimed design;

FIG. 2 is a front-left corner perspective view of the vehicle exterior;

FIG. 3 is a left-side view of the vehicle exterior;

FIG. 4 is a right-side view of the vehicle exterior;

FIG. 5 is a top view of the vehicle exterior;

FIG. 6 is a rear view of the vehicle exterior;

FIG. 7 is a rear-right corner perspective view of the vehicle exterior; and,

FIG. 8 is a rear-left corner perspective view of the vehicle exterior.

The dashed broken lines represent boundaries of the design; the dashed broken lines themselves and the areas within form no part of the claimed design.

Related U.S. Application Data

(63) Continuation of application No. 29/769,558, filed on Feb. 5, 2021.

(51) **LOC (14) Cl.** **12-08**

(52) **U.S. Cl.**

USPC **D12/97**

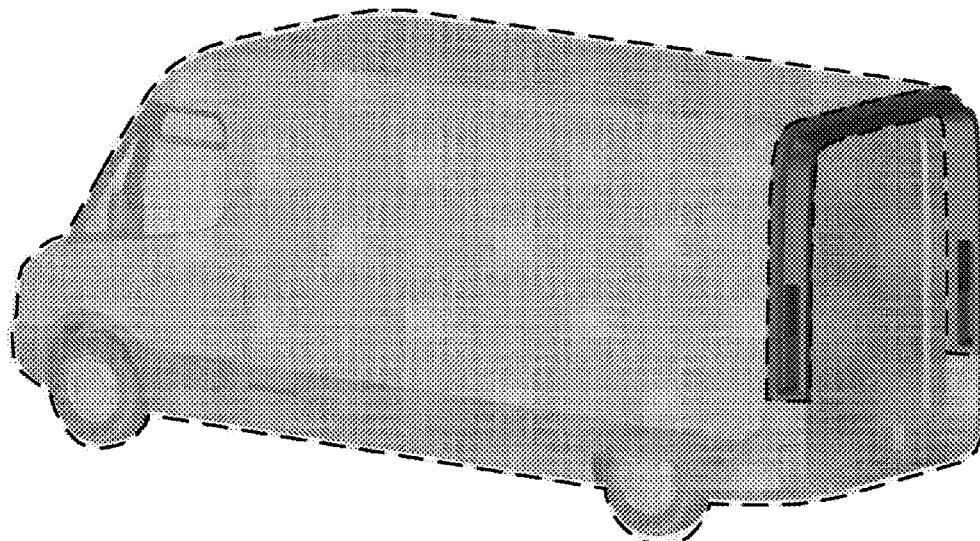
(58) **Field of Classification Search**

USPC D12/96, 97, 106, 166, 167, 169, 171, D12/172, 181, 183, 190, 196, 216

CPC B60R 1/06; B62D 25/10; B62D 25/16; B62D 25/168; B60J 5/102

See application file for complete search history.

1 Claim, 8 Drawing Sheets



(56)

References Cited

U.S. PATENT DOCUMENTS

D610,040 S ‡ 2/2010 Lhompson D12/91
 7,967,347 B1 ‡ 6/2011 Johnson E05B 83/12
 292/201
 D663,241 S * 7/2012 Runels D12/106
 D696,156 S ‡ 12/2013 Campbell D12/91
 D704,104 S * 5/2014 Wilkie D12/106
 D705,133 S * 5/2014 Pfaff D12/106
 D706,685 S * 6/2014 Collins D12/106
 D732,431 S ‡ 6/2015 Loeb D12/91
 D741,752 S ‡ 10/2015 Messale D12/91
 D746,175 S ‡ 12/2015 Wolff D12/91
 D764,354 S * 8/2016 Riquer-Gonzalez-Cosio
 D12/106
 D807,230 S * 1/2018 Petelka D12/97
 D832,146 S ‡ 10/2018 Metros D12/91
 D835,001 S ‡ 12/2018 Metros D12/91
 D835,002 S ‡ 12/2018 Metros D12/91
 D850,979 S ‡ 6/2019 Metros D12/91
 D864,038 S * 10/2019 Miller D12/106
 10,599,260 B1 ‡ 3/2020 Salter B60K 35/00
 D881,753 S ‡ 4/2020 Tomasson D12/91
 10,665,140 B1 ‡ 5/2020 Ahn G09F 21/04
 D889,320 S * 7/2020 Miller D12/106
 D897,905 S ‡ 10/2020 Hamilton D12/99
 D899,320 S ‡ 10/2020 Hamilton D12/99
 D901,335 S * 11/2020 Ducher D12/106
 10,850,711 B2 ‡ 12/2020 Salter B60R 11/0264
 D909,255 S * 2/2021 Horváth D12/106
 D926,634 S ‡ 8/2021 Hamilton D12/99
 D927,360 S ‡ 8/2021 Hamilton D12/99
 D941,710 S ‡ 1/2022 Mack D12/99
 D958,699 S * 7/2022 Canaday D12/106
 2009/0166106 A1 ‡ 7/2009 Batdorf B60K 7/0007
 180/24.06
 2011/0017527 A1 ‡ 1/2011 Oriet B60S 13/00
 296/186.4

2012/0031686 A1 ‡ 2/2012 Ferrigni B60P 3/20
 180/2.2
 2017/0316376 A1 ‡ 11/2017 Cooper G08G 5/025
 2019/0256061 A1 ‡ 8/2019 Nemeth B60L 7/12

OTHER PUBLICATIONS

ATDynamics' 3x3 aerodynamic trailer tail. Dec. 23, 2017. Trucker Gear. <https://www.overdriveonline.com/gear/product/14867561/atdynamics-33-aerodynamic-trailer-tail>.
 Rocketail Offers Rear Fairing. Feb. 25, 2019. Transport Topics. <https://www.ttnews.com/articles/rocketail-offers-rear-fairing>.
 PitStopTruckParts Kenworth T680 Upper Top Right Behind Cab Cabin Sleeper Fairing. Dec. 20, 2021. Amazon. https://www.amazon.com/PitStopTruckParts-Kenworth-Behind-Sleeper-Fairing/dp/B09NWK7ZLL/ref=asc_df_B09NWK7ZLL/?tag=hyprod-20&linkCode=df0&hvadid=563620908360&hvpos=&hvnetw=g&hvrnd=3155358117349828042&hvpone=&hvv.
 Rivian, www.techeblog.com [online]. Published on or before Sep. 20, 2019, [retrieved on Nov. 2, 2020], Retrieved from the Internet: <URL:<https://www.techeblog.com/amazon-rivian-electric-delivery-truck/>>; (Year: 2019).
 Delivery Vans. (Design -©Questel) orbit.com. [Online PDF compilation of references selected by examiner] 55pgs. Print Dates Range Dec. 11, 2001 -Jul. 18, 1994 [Retrieved Jan. 20, 2022].
 The Near Term for Self Driving Vehicles. Jun. 3, 2020. Motortrend, <https://www.motortrend.com/news/autonomous-vehicles-development-delivery-van-rideshare-safety/>.
 Udelv unveils updated Newton autonomous delivery van. Jan. 15, 2019. Fleet Owner, <https://www.fleetowner.com/technology/autonomous-vehicles/article/21703382/udelv-unveils-updated-newton-autonomous-delivery-van>.
 Bollinger Unveils the Deliver-E, Its Electric Delivery Van Concept. Aug. 27, 2020. Car and Driver, <https://www.caranddriver.com/news/a33823642/bollinger-electric-deliver-e-delivery-van/>.
 Delivery Vans. (Design—(Copyright)Questel) orbit.com. [Online PDF compilation of references] 55pgs. Print Dates Range Dec. 11, 2001-Jul. 18, 1994 [Retrieved Jan. 20, 2022].

* cited by examiner
 ‡ imported from a related application




FIG. 1




FIG. 2




FIG. 3




FIG. 4




FIG. 5




FIG. 6




FIG. 7




FIG. 8