

J. A. TIXIER.
FIRE-ESCAPES.

No. 194,192.

Patented Aug. 14, 1877.

Fig. 1




Fig. 2

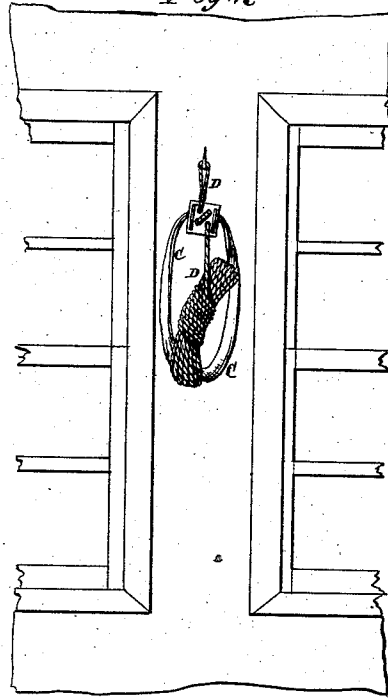


Fig. 3

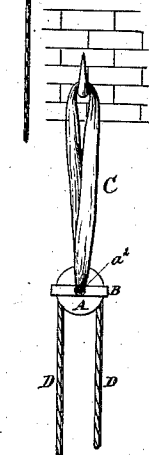


Fig. 4

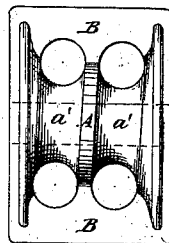
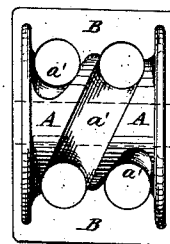


Fig. 5



WITNESSES:

A. W. Amqvist
J. H. Scarborough

INVENTOR:

J. A. Tixier
BY *Munroe*

ATTORNEYS.

UNITED STATES PATENT OFFICE.

JULES A. TIXIER, OF BROOKLYN, NEW YORK.

IMPROVEMENT IN FIRE-ESCAPES.

Specification forming part of Letters Patent No. **194,192**, dated August 14, 1877; application filed June 30, 1877.

To all whom it may concern:

Be it known that I, JULES A. TIXIER, of Brooklyn, county of Kings, and State of New York, have invented a new and useful Improvement in Portable Fire-Escapes, of which the following is a specification:

Figure 1 represents my improved device as arranged in a window for use. Fig. 2 represents the same as rolled up and hung upon a wall. Fig. 3 is a side view of the same, showing one way of using it. Fig. 4 is a top view of the grooved cylinder and its frame. Fig. 5 is a bottom view of the same.

Similar letters of reference indicate corresponding parts.

The object of this invention is to furnish a fire-escape which shall be simple and neat in construction, and at the same time small, so that it can be conveniently carried by travelers, and used whenever there may be occasion.

The invention consists in the grooved and perforated cylinder, cast solid with the frame, and provided with the loop and the single or double rope, as hereinafter fully described.

In the drawings, A is an iron cylinder, which is cast in one piece with a frame, B, and upon the face of which is formed a groove, a^1 , which passes across the end parts of one side, and diagonally across the other side, as shown in Figs. 4 and 5, the bars of the frame B being notched transversely where the groove a^1 passes beneath them, forming round holes.

Through the center of the cylinder A is formed a hole, a^2 , through which passes a rope or strap-loop, C.

D is a rope, which is passed twice around the cylinder A, and rests in the groove a^1 .

The device may be used in two ways. First, the rope D has a loop or eye formed upon one end, which is hooked upon a hook

or some other support near the window. The loop C is then passed around the waist of the person, who grasps the rope D, below the device A B, in his hands, and passes out of the window, when his weight causes the said device A B to slide down the rope D, the rapidity of descent being controlled by throwing more or less weight upon the rope D, which he holds in and allows to pass through his hands. Second, the loop C is fastened to a hook or other support, and the rope D, which in this case is made double or endless, is passed out of the window, and the person descends by it, either by grasping it in his hands, which, in this case, should be kept from slipping by knots formed upon the said rope, or by being secured to the said rope by straps. In the latter case he should grasp the other part of the rope D in his hands. The latter mode of use is preferable when many persons are to escape by the device, as the alternate parts of the rope D can be used by successive persons, and the necessity of drawing the device A B up, and adjusting it after it has been used each time, will be avoided.

Having thus fully described my invention, I claim as new and desire to secure by Letters Patent—

A casting consisting of the centrally-perforated cylinder A and frame B, the former having groove a^1 across the ends of one side and diagonally across the other, while the frame has transverse notches on its bars, in combination with the loop C and rope D, as and for the purpose specified.

JULES A. TIXIER.

Witnesses:

JAMES T. GRAHAM,
C. SEDGWICK.