

(19) World Intellectual Property Organization
International Bureau



(43) International Publication Date
4 September 2003 (04.09.2003)

PCT

(10) International Publication Number
WO 03/072100 A1

- (51) International Patent Classification⁷: **A61K 31/421**, 31/426, 31/429, 31/506, C07D 277/30, 277/26, 277/28, 277/24, 263/32, 513/04, 413/12, 413/10, 417/04, 417/10, 413/04
- (21) International Application Number: PCT/US03/02679
- (22) International Filing Date: 13 February 2003 (13.02.2003)
- (25) Filing Language: English
- (26) Publication Language: English
- (30) Priority Data:
60/359,808 25 February 2002 (25.02.2002) US
- (71) Applicant (for all designated States except US): **ELI LILLY AND COMPANY** [US/US]; Lilly Corporate Center, Indianapolis, IN 46285 (US).
- (81) Designated States (national): AE, AG, AL, AM, AT (utility model), AT, AU, AZ, BA, BB, BG, BR, BY, BZ, CA, CH, CN, CO, CR, CU, CZ (utility model), CZ, DE (utility model), DE, DK (utility model), DK, DM, DZ, EC, EE (utility model), EE, ES, FI (utility model), FI, GB, GD, GE, GH, GM, HR, HU, ID, IL, IN, IS, JP, KE, KG, KP, KR, KZ, LC, LK, LR, LS, LT, LU, LV, MA, MD, MG, MK, MN, MW, MX, MZ, NO, NZ, OM, PH, PL, PT, RO, RU, SC, SD, SE, SG, SK (utility model), SK, SL, TJ, TM, TN, TR, TT, TZ, UA, UG, US, UZ, VC, VN, YU, ZA, ZM, ZW.
- (84) Designated States (regional): ARIPO patent (GH, GM, KE, LS, MW, MZ, SD, SL, SZ, TZ, UG, ZM, ZW), Eurasian patent (AM, AZ, BY, KG, KZ, MD, RU, TJ, TM), European patent (AT, BE, BG, CH, CY, CZ, DE, DK, EE, ES, FI, FR, GB, GR, HU, IE, IT, LU, MC, NL, PT, SE, SI, SK, TR), OAPI patent (BF, BJ, CF, CG, CI, CM, GA, GN, GQ, GW, ML, MR, NE, SN, TD, TG).

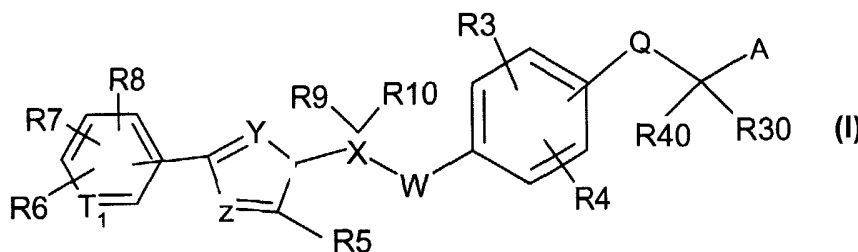
- (72) Inventors; and
- (75) Inventors/Applicants (for US only): **CONNER, Scott, Eugene** [US/US]; 12461 Willow Bend, Elizabethtown, IN 47232 (US). **KNOBELSDORF, James, Allen** [US/US]; 10182 Parkshore Drive, Noblesville, IN 46060 (US). **MANTLO, Nathan, Bryan** [US/US]; 7325 East County Road 800 North, Brownsburg, IN 46112 (US). **SCHKERVANTZ, Jeffrey, Michael** [US/US]; 9841 Dearing Street, Fishers, IN 46038 (US). **SHEN, Quanrong** [CN/US]; 10565 Harlowe Drive, Fishers, IN 46112 (US). **WARSHAWSKY, Alan, M.** [US/US]; 13828 Springmill Ponds Circle, Carmel, IN 46032 (US). **ZHU, Guoxin** [CN/US]; 9972 Parkshore Drive, Noblesville, IN 46060 (US).
- (74) Agents: **VORNDRAN-JONES, MaCharri** et al.; Eli Lilly and Company, P. O. Box 6288, Indianapolis, IN 46206-6288 (US).

Declarations under Rule 4.17:

— as to applicant's entitlement to apply for and be granted a patent (Rule 4.17(ii)) for the following designations AE, AG, AL, AM, AT, AU, AZ, BA, BB, BG, BR, BY, BZ, CA, CH, CN, CO, CR, CU, CZ, DE, DK, DM, DZ, EC, EE, ES, FI, GB, GD, GE, GH, GM, HR, HU, ID, IL, IN, IS, JP, KE, KG, KP, KR, KZ, LC, LK, LR, LS, LT, LU, LV, MA, MD, MG, MK, MN, MW, MX, MZ, NO, NZ, OM, PH, PL, PT, RO, RU, SC, SD, SE, SG, SK, SL, TJ, TM, TN, TR, TT, TZ, UA, UG, UZ, VC, VN, YU, ZA, ZM, ZW, ARIPO patent (GH, GM, KE, LS, MW, MZ, SD, SL, SZ, TZ, UG, ZM, ZW), Eurasian patent (AM, AZ, BY, KG, KZ, MD, RU, TJ, TM), European patent (AT, BE, BG, CH, CY, CZ, DE, DK, EE, ES, FI, FR, GB, GR, HU, IE, IT, LU, MC, NL, PT, SE, SI, SK, TR), OAPI patent (BF, BJ, CF, CG, CI, CM, GA, GN, GQ, GW, ML, MR, NE, SN, TD, TG)

[Continued on next page]

(54) Title: PEROXISOME PROLIFERATOR ACTIVATED RECEPTOR MODULATORS



alkyl, arylthio (C₀-C₄) alkyl, and further wherein when R5 is alkyl, R5 can optionally combine with W to form a 6 membered cycloheteroalkyl ring that is fused with the oxazole or thiazole ring to which the R5 group is attached; (b) R9 is selected from the group consisting of C₁-C₅ alkyl, C₁-C₅ alkenyl, and arylC₀-C₃alkyl; (c) T₁ is selected from the group consisting of C and N; (d) W is selected from the group consisting of CH₂, C(O)N(R₂₁), N(R₂₁), N(R₂₁)CH₂, O, OCH₂, S, and SO₂; and (e) X is selected from the group consisting of C, CH₂C, and CCH₂.

(57) Abstract: The present invention is directed to compounds represented by the following structural formula, and pharmaceutically acceptable salts thereof, Formula I: (Formula D); wherein: (a) R5 is selected from the group consisting of (C₁-C₆) alkyl, (C₁-C₆) alkenyl, aryl (C₀-C₄) alkyl, aryloxy (C₀-C₄)





— as to the applicant's entitlement to claim the priority of the earlier application (Rule 4.17(iii)) for the following designations AE, AG, AL, AM, AT, AU, AZ, BA, BB, BG, BR, BY, BZ, CA, CH, CN, CO, CR, CU, CZ, DE, DK, DM, DZ, EC, EE, ES, FI, GB, GD, GE, GH, GM, HR, HU, ID, IL, IN, IS, JP, KE, KG, KP, KR, KZ, LC, LK, LR, LS, LT, LU, LV, MA, MD, MG, MK, MN, MW, MX, MZ, NO, NZ, OM, PH, PL, PT, RO, RU, SC, SD, SE, SG, SK, SL, TJ, TM, TN, TR, TT, TZ, UA, UG, UZ, VC, VN, YU, ZA, ZM, ZW, ARIPO patent (GH, GM, KE, LS, MW, MZ, SD, SL, SZ, TZ, UG, ZM, ZW), Eurasian patent (AM, AZ, BY, KG, KZ, MD, RU, TJ, TM),

European patent (AT, BE, BG, CH, CY, CZ, DE, DK, EE, ES, FI, FR, GB, GR, HU, IE, IT, LU, MC, NL, PT, SE, SI, SK, TR), OAPI patent (BF, BJ, CF, CG, CI, CM, GA, GN, GQ, GW, ML, MR, NE, SN, TD, TG)

Published:

— with international search report

For two-letter codes and other abbreviations, refer to the "Guidance Notes on Codes and Abbreviations" appearing at the beginning of each regular issue of the PCT Gazette.

PEROXISOME PROLIFERATOR ACTIVATED RECEPTOR MODULATORS

BACKGROUND OF THE INVENTION

Peroxisome Proliferator Activated Receptors (PPARs) are
5 members of the nuclear hormone receptor super family, which
are ligand-activated transcription factors regulating gene
expression. Various subtypes of PPARs have been discovered.
These include PPAR α , NUC1, PPAR γ and PPAR δ .

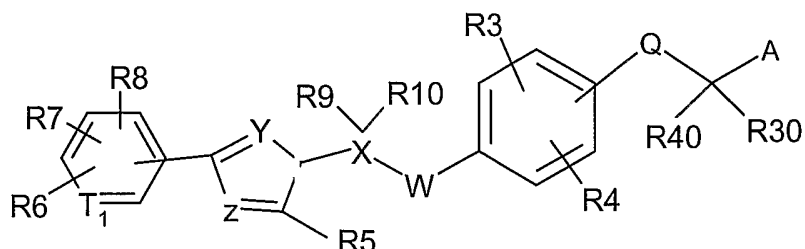
The PPAR α receptor subtypes are reported to be
10 activated by medium and long-chain fatty acids. They are
involved in stimulating beta-oxidation of fatty acids and
with the activity of fibrates reportedly producing a
substantial reduction in plasma triglycerides and moderate
reduction in low density lipoprotein (LDL) cholesterol.
15 PPAR α , PPAR γ and PPAR δ receptors have been implicated in
diabetes mellitus, cardiovascular disease, obesity, Syndrome
X and gastrointestinal disease, such as, inflammatory bowel
disease. Syndrome X is the combination of symptoms
including hyperinsulemia combined with hypertension,
20 elevated body weight, elevated triglycerides and elevated
LDL.

Current PPAR agonist treatment for Syndrome X relates
to the use of thiazolidinediones (TZDs) or other insulin
sensitivity enhancers (ISEs). TZDs are a class of PPAR
25 gamma agonists which have been shown to increase the
sensitivity of insulin sensitive cells. Increasing insulin
sensitivity rather than the amount of insulin in the blood
reduces the likelihood of hypoglycemic coma. However, TZDs
and ISEs typically have little effect in preventing the
30 cardiovascular part of Syndrome X in that their
administration usually dose not result in the lowering of
triglycerides and LDL-cholesterol while raising HDL-
cholesterol. Furthermore, side effects commonly associated
with treatment with TZDs can include significant weight
35 gain, and, for troglitazone, can include liver toxicity.
Therefore, a need exists for new pharmaceutical agents which

affect treat or prevent cardiovascular disease, particularly that associated with Syndrome X, while preventing or minimizing weight gain, and more preferably while improving insulin sensitivity. It may be especially desirable when the active pharmaceutical agent selectively modulates a PPAR receptor subtype to provide an especially desirable pharmacological profile.

SUMMARY OF THE INVENTION

The present invention is directed to compounds represented by the following structural Formula I:



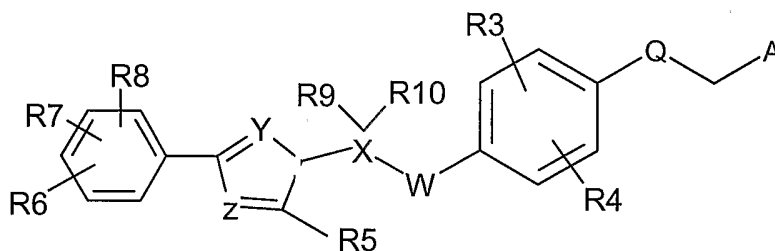
and pharmaceutically acceptable salts thereof, wherein:

- (a) R3 and R4 are each independently selected from the group consisting of hydrogen, (C₁-C₄) alkyl, halo, and (C₁-C₆) alkoxy;
- (b) R30 and R40 are each independently selected from the group consisting of hydrogen, (C₁-C₄) alkyl, and (C₁-C₆) alkoxy;
- (c) R5 is selected from the group consisting of (C₁-C₆) alkyl, (C₁-C₆) alkenyl, aryl(C₀-C₄)alkyl, aryloxy(C₀-C₄)alkyl, arylthio(C₀-C₄)alkyl, wherein said aryl(C₀-C₄)alkyl, aryloxy(C₀-C₄)alkyl, and arylthio(C₀-C₄)alkyl are each independently optionally substituted with from one to three substituents each independently selected from R5', and further wherein when R5 is alkyl, R5 can optionally combine with W to form a 6 membered cycloheteroalkyl ring that is fused with the oxazole or thiazole ring to which the R5 group is attached;

- (d) R5' are each independently selected from the group consisting of halo, -(O)-(C₁-C₅)alkylCOOH, C₁-C₅ alkyl, C₁-C₅ alkylCOOH, and CF₃;
- (e) R6 is selected from the group consisting of
5 trihalomethyl, trihalomethoxy, hydroxy(C₀-C₃)alkyl, (C₁-C₄)alkyl, (C₁-C₆)alkylNC(O)-, tetramethyldioxaborolanyl, halo, -C(O)(C₁-C₄)alkyl, -O-(C₁-C₂)alkyl-CO₂H, aryloxy, arylthio, -C(O)N(C₁-C₆)alkyl, (C₁-C₄)alkoxy, tetrahydropyranyloxy,
10 morpholinyl, (C₅-C₆) cycloalkyloxy, (C₅-C₆) heterocyclo-oxy, pyridinyl, pyrimidinyl, pyrazinyl and aryl(C₀-C₄)alkyl, wherein said pyridinyl, pyrimidinyl, pyrazinyl, aryl(C₀-C₄)alkyl, aryloxy, (C₅-C₆)heterocyclo-oxy, and arylthio are each
15 optionally substituted with from one to three substituents independently selected from R6';
- (f) R6' and R9' are each independently selected from the group consisting of CF₃, C₁-C₄ alkyl, halo, hydroxy(C₁-C₃)alkyl, C₁-C₃ alkoxy, and -C(O)CH₃;
- (g) R7 and R8 are each independently selected from the
20 group consisting of hydrogen, CF₃, and (C₁-C₄)alkyl;
- (h) R9 is selected from the group consisting of C₁-C₅ alkyl, C₁-C₅ alkenyl, and arylC₀-C₃alkyl, wherein
25 said arylalkyl is optionally substituted with from one to three substituents each independently selected from R9';
- (i) R10 is selected from the group consisting of hydrogen, and C₁-C₅ alkyl;
- (j) Q is selected from the group consisting of O, a
30 single bond, and C;
- (k) T₁ is selected from the group consisting of C and N;
- (l) W is selected from the group consisting of CH₂,
35 C(O)N(R21), N(R21), N(R21)CH₂, O, OCH₂, S, and SO₂;
- (m) R21 is selected from the group consisting of hydrogen and C₁-C₂ alkyl;

- (n) X is selected from the group consisting of C, CH₂C, and CCH₂;
- (o) Y and Z are each independently selected from the group consisting of O, N and S, wherein at least one of Y and Z is selected from the group consisting of O and S;
- (p) A is an functional group selected from the group consisting of carboxyl, C₁-C₃ alkyl nitrile, carboxamide, and (CH₂)_n COOR₁₉;
- (q) n is 0, 1, 2 or 3; and
- (r) R₁₉ is selected from the group consisting of hydrogen, and C₁ -C₃ alkyl.

Another embodiment of the present invention is a compound of Formula I' :



15

and pharmaceutically acceptable salts thereof, wherein:

- (a) R₃ and R₄ are each independently selected from the group consisting of hydrogen, (C₁-C₄) alkyl, halo, and (C₁-C₆) alkoxy;
- (b) R₅ is selected from the group consisting of (C₁-C₆) alkyl, (C₁-C₆) alkenyl, substituted aryl(C₀-C₄)alkyl, substituted aryloxy(C₀-C₄)alkyl, substituted arylthio(C₀-C₄)alkyl, unsubstituted aryl(C₀-C₄)alkyl, unsubstituted aryloxy(C₀-C₄)alkyl, and unsubstituted arylthio(C₀-C₄)alkyl;
- (c) R₆ is selected from the group consisting of trihalomethyl, halo, hydroxy, hydroxy(C₁-C₃)alkyl, (C₁-C₄)alkyl, -C(O)(C₁-C₄)alkyl, -C(O)N(C₁-C₆)alkyl, -O-(C₁-C₂)alkyl-CO₂H, (C₁-C₄)alkyloxy, (C₅-C₆) cycloalkyloxy, (C₅-C₆)heterocyclic, (C₅-C₆)

30

- heterocyclo-oxy, substituted (C₅-C₆)heterocyclo-oxy, aryl(C₀-C₄)alkyl, substituted aryl(C₀-C₄)alkyl;
- (d) R7 and R8 are each independently selected from the group consisting of hydrogen, CF₃, and (C₁-C₄)alkyl;
- (e) R9 is selected from the group consisting of C1-C₅ alkenyl, unsubstituted arylC₀-C₃alkyl, substituted arylC₀-C₃alkyl, substituted arylthioC₁-C₂alkyl, unsubstituted arylthioC₁-C₂alkyl, substituted aryloxyC₁-C₂alkyl, unsubstituted aryloxyC₁-C₂alkyl and C1-C₅ alkyl;
- (f) R10 is hydrogen or methyl;
- (g) Q is selected from the group consisting of O and C;
- (h) W is selected from the group consisting of O, S, and SO₂;
- (i) X is selected from the group consisting of CH, CH₂CH, and CHCH₂;
- (j) Y and Z are each independently selected from the group consisting of O, N and S;
- (k) A is an functional group selected from the group consisting of carboxyl, C₁-C₃alkylnitrile, carboxamide, and (CH₂)_n COOR₁₉;
- (l) n is 0, 1, 2 or 3; and
- (m) R₁₉ is selected from the group consisting of hydrogen, optionally substituted C1-C4alkyl and optionally substituted arylmethyl.

In one embodiment, the present invention also relates to pharmaceutical compositions which comprising at least one compound of the present invention, or a pharmaceutically acceptable salt thereof, and a pharmaceutically acceptable carrier.

In another embodiment, the present invention relates to a method of selectively modulating a PPAR delta receptor by contacting the receptor with at least one compound

represented by Structural Formula I, and pharmaceutically acceptable salts thereof.

In another embodiment, the present invention relates to a method of modulating one or more of the PPAR alpha, beta, gamma, and/or delta receptors.

In a further embodiment, the present invention relates to a method of making a compound represented by Structural Formula I.

The compounds of the present invention are believed to be effective in treating and preventing Syndrome X, Type II diabetes, hyperglycemia, hyperlipidemia, obesity, coagulopathy, hypertension, atherosclerosis, and other disorders related to Syndrome X and cardiovascular diseases. In addition, the compounds can be associated with fewer clinical side effects than compounds currently used to treat these conditions. Further, compounds of this invention can be useful for lowering fibrinogen, increasing HDL levels, treating renal disease, controlling desirable weight, treating demyelinating diseases, treating certain viral infections, and treating liver disease.

DETAILED DESCRIPTION OF THE INVENTION

The terms used to describe the instant invention have the following meanings herein.

As used herein, alkyl groups include straight chained and branched hydrocarbons, which are completely saturated.

Cycloalkyl groups, as used herein, include cyclic hydrocarbons, which are completely saturated.

As used herein, the term "halo" means Cl, F, or Br. Especially preferred halo groups are Cl and F.

An especially preferred trihalomethyl group is $-CF_3$.

As used herein, when Q is a single bond means that Q is absent and the $-C(R_{30})(R_{40})$ group is directly bonded to the phenyl.

As used herein, when arylalkyl is arylC_nalkyl, then the aryl group is bonded directly to the group to which the

arylalkyl group is bonded. For example (but not limited to), if aryl is phenyl then arylC₀alkyl means a phenyl group and arylC₁alkyl means a benzyl.

As used herein, aryl groups include carbocyclic aromatic ring systems (e.g. phenyl), fused polycyclic aromatic ring systems (e.g. naphthyl and anthracenyl) and aromatic ring systems fused to carbocyclic non-aromatic ring systems (e.g., 1,2,3,4-tetrahydronaphthyl and benzodioxyl). One especially preferred aryl group is phenyl.

Heterocyclic and heterocyclo group, as used herein, is a ring system having at least one heteroatom such as nitrogen, sulfur or oxygen. Heterocyclic/heterocyclo groups include benzofuranyl, benzothiazolyl, benzothienyl, isoquinolyl, isoxazolyl, morpholino, oxadiazolyl, pyridyl, pyrimidinyl, pyrrolyl, quinolyl, tetrahydropyranlyl, dioxaborolan-2-yl and thienyl.

Suitable substituents when at least one of said R₅, R₆, R₉ and R₁₉ is substituted is one or more independently selected from the group consisting halo, -(O)-(C₁-C₅)alkylCOOH, C₁-C₅ alkyl, and CF₃. When R₁₉ is substituted, it is preferred that there are from 1-3 substitutions on said R₁₉ group. When R₉, R₅ or R₆ are substituted, it is especially preferred that there are 1 or 2 independent substituents on said R₉, R₅ or R₆ group.

As used herein, the phrase "selectively modulate" means a compound whose EC₅₀ for the stated PPAR receptor is at least ten fold lower than its EC₅₀ for the other PPAR receptor subtypes.

When a compound represented by Structural Formula I has more than one chiral substituent it may exist in diastereoisomeric forms. The diastereoisomeric pairs may be separated by methods known to those skilled in the art, for example chromatography or crystallization and the individual enantiomers within each pair may be separated using methods familiar to the skilled artisan. The present invention includes each diastereoisomer of compounds of Structural Formula I and mixtures thereof.

Certain compounds of Structural Formula I may exist in different stable conformational forms that may be separable. Torsional asymmetry due to restricted rotation about an asymmetric single bond, for example because of steric hindrance or ring strain, may permit separation of different conformers. The present invention includes each conformational isomer of compounds of Structural Formula I and mixtures thereof.

Certain compounds of Structural Formula I may exist in zwitterionic form and the present invention includes each zwitterionic form of compounds of Structural Formula I and mixtures thereof.

"Pharmaceutically-acceptable salt" refers to salts of the compounds of the Structural Formula I that are generally clinically acceptable for use in mammals. Typical pharmaceutically-acceptable salts include those salts prepared by reaction of the compounds of the present invention with a mineral or organic acid or an organic or inorganic base. Such salts are known as base addition salts, respectively. It should be recognized that the particular counterion forming a part of any salt of this invention is not of a critical nature, so long as the salt as a whole is pharmaceutically-acceptable and as long as the counterion does not contribute undesired qualities to the salt as a whole. These salts may be prepared by methods known to those skilled in the art.

The term, active ingredient means the compounds generically described by Structural Formula I as well as the salts of such compounds.

The term pharmaceutically acceptable means that the carrier, diluent, excipients and salt must be compatible with the other ingredients of the composition, and having acceptable safety profile for use in a mammal. It is preferred that such mammal is a human patient. Pharmaceutical compositions of the present invention are prepared by procedures known in the art using well-known and readily available ingredients.

Preventing refers to reducing the likelihood that the recipient will incur or develop any of the pathological conditions described herein. The term preventing is particularly applicable to a patient that is susceptible to the particular pathological condition.

Treating refers to mediating a disease or condition and preventing, or mitigating, its further progression or ameliorate the symptoms associated with the disease or condition.

"Pharmaceutically-effective amount" means that amount of a compound, or of its salt thereof, that will elicit the biological or medical response of a tissue, system, or mammal. Such an amount can be administered prophylactically to a patient thought to be susceptible to development of a disease or condition. Such amount when administered prophylactically to a patient can also be effective to prevent or lessen the severity of the mediated condition. Such an amount is intended to include an amount sufficient to modulate a selected PPAR receptor or to prevent or mediate a disease or condition. Generally, the effective amount of a Compound of Formula I will be between 0.02 through 5000 mg per day. Preferably 1 through 1,500 mg per day. The desired dose may be presented in a single dose or as divided doses administered at appropriate intervals.

A "mammal" is an individual animal that is a member of the taxonomic class Mammalia. The class Mammalia includes humans, monkeys, chimpanzees, gorillas, cattle, swine, horses, sheep, dogs, cats, mice, and rats.

Administration to a human is most preferred. The compounds and compositions of the present invention are useful for the treatment and/or prophylaxis of cardiovascular disease, for raising serum HDL cholesterol levels, for lowering serum triglyceride levels and for lower serum LDL cholesterol levels. Elevated triglyceride and LDL levels, and low HDL levels, are risk factors for the development of heart disease, stroke, and circulatory system disorders and diseases.

The compounds and compositions of the present invention can also be useful for treating and/or preventing obesity.

Further, these compounds and compositions can be useful for the treatment and/or prophylaxis of non-insulin
5 dependent diabetes mellitus (NIDDM) with reduced or no body weight gains by the patients. Furthermore, compounds and compositions of the present invention can be useful to treat or prevent acute or transient disorders in insulin
10 sensitivity, such as sometimes occur following surgery, trauma, myocardial infarction, and the like. Additionally, compounds of this invention can be useful for treating certain autoimmune conditions. The physician of ordinary skill will know how to identify humans who will benefit from administration of the compounds and compositions of the
15 present invention.

The present invention further provides a method for the treatment and/or prophylaxis of hyperglycemia in a human or non-human mammal which comprises administering an effective, non-toxic amount of a compound of the general formula (I),
20 or a tautomeric form thereof and/or a pharmaceutically acceptable salt thereof to a hyperglycemic human or non-human mammal in need thereof.

The invention also relates to the use of a compound of Formula I as described above, for the manufacture of a
25 medicament for treating a PPAR receptor mediated condition.

A therapeutically effective amount of a compound of Structural Formula I can be used for the preparation of a medicament useful for treating Syndrome X, diabetes, treating obesity, lowering tryglyceride levels, lowering
30 serum LDL levels, raising the plasma level of high density lipoprotein, and for treating, preventing or reducing the risk of developing atherosclerosis, and/or for preventing or reducing the risk of having a first or subsequent atherosclerotic disease event in mammals, particularly in
35 humans. In general, a therapeutically effective amount of a compound of the present invention typically reduces serum triglyceride levels of a patient by about 20% or more, and

increases serum HDL levels in a patient. It is especially preferred that HDL levels will be increased by about 30% or more. In addition, a therapeutically effective amount of a compound, used to prevent or treat NIDDM, typically reduces
5 serum glucose levels, or more specifically HbA1c, of a patient by about 0.7% or more.

Advantageously, compositions containing the compound of Structural Formula I or the salts thereof may be provided in dosage unit form, preferably each dosage unit containing
10 from about 1 to about 500 mg be administered although it will, of course, readily be understood that the amount of the compound or compounds of Structural Formula I actually to be administered will be determined by a physician, in the light of all the relevant circumstances.

15 When used herein Syndrome X includes pre-diabetic insulin resistance syndrome and the resulting complications thereof, insulin resistance, non-insulin dependent diabetes, dyslipidemia, hyperglycemia obesity, coagulopathy, hypertension and other complications associated with
20 diabetes. The methods and treatments mentioned herein include the above and encompass the treatment and/or prophylaxis of any one of or any combination of the following: pre-diabetic insulin resistance syndrome, the resulting complications thereof, insulin resistance, Type II
25 or non-insulin dependent diabetes, dyslipidemia, hyperglycemia, obesity and the complications associated with diabetes including cardiovascular disease, especially atherosclerosis.

The compositions are formulated and administered in the
30 same general manner as detailed herein. The compounds of the instant invention may be used effectively alone or in combination with one or more additional active agents depending on the desired target therapy. Combination therapy includes administration of a single pharmaceutical
35 dosage composition which contains a compound of Structural Formula I and one or more additional active agents, as well as administration of a compound of Structural Formula I and

each active agent in its own separate pharmaceutical dosage formulation. For example, a compound of Structural Formula I or salt thereof and an insulin secretagogue such as biguanides, thiazolidinediones, sulfonylureas, insulin, or α -glucosidase inhibitors can be administered to the patient together in a single oral dosage composition such as a tablet or capsule, or each agent administered in separate oral dosage formulations. Where separate dosage formulations are used, a compound of Structural Formula I and one or more additional active agents can be administered at essentially the same time, i.e., concurrently, or at separately staggered times, i.e., sequentially; combination therapy is understood to include all these regimens.

An example of combination treatment or prevention of atherosclerosis may be wherein a compound of Structural Formula I or salts thereof is administered in combination with one or more of the following active agents: antihyperlipidemic agents; plasma HDL-raising agents; antihypercholesterolemic agents, fibrates, vitamins, aspirin, and the like. As noted above, the compounds of Structural Formula I can be administered in combination with more than one additional active agent.

Another example of combination therapy can be seen in treating diabetes and related disorders wherein the compounds of Structural Formula I, salts thereof can be effectively used in combination with, for example, sulfonylureas, biguanides, thiazolidinediones, α -glucosidase inhibitors, other insulin secretagogues, insulin as well as the active agents discussed above for treating atherosclerosis.

The compounds of the present invention, and the pharmaceutically acceptable salts, have valuable pharmacological properties and can be used in pharmaceutical compositions containing a therapeutically effective amount of a compound of the present invention, or pharmaceutically acceptable salts thereof, in combination with one or more

pharmaceutically acceptable excipients. Excipients are inert substances such as, without limitation, carriers, diluents, fillers, flavoring agents, sweeteners, lubricants, solubilizers, suspending agents, wetting agents, binders, disintegrating agents, encapsulating material and other conventional adjuvants. Proper formulation is dependent upon the route of administration chosen. Pharmaceutical compositions typically contain from about 1 to about 99 weight percent of the active ingredient that is a compound of the present invention.

Preferably, the pharmaceutical formulation is in unit dosage form. A "unit dosage form" is a physically discrete unit containing a unit dose, suitable for administration in human subjects or other mammals. For example, a unit dosage form can be a capsule or tablet, or a number of capsules or tablets. A "unit dose" is a predetermined quantity of the active compound of the present invention, calculated to produce the desired therapeutic effect, in association with one or more pharmaceutically-acceptable excipients. The quantity of active ingredient in a unit dose may be varied or adjusted from about 0.1 to about 1000 milligrams or more according to the particular treatment involved.

The dosage regimen utilizing the compounds of the present invention is selected by one of ordinary skill in the medical or veterinary arts, in view of a variety of factors, including, without limitation, the species, age, weight, sex, and medical condition of the recipient, the severity of the condition to be treated, the route of administration, the level of metabolic and excretory function of the recipient, the dosage form employed, the particular compound and salt thereof employed, and the like.

Preferably, the compounds of the present invention are administered in a single daily dose, or the total daily dose may be administered in divided doses, two, three, or more times per day. Where delivery is via transdermal forms, of course, administration is continuous.

Suitable routes of administration of pharmaceutical compositions of the present invention include, for example, oral, eyedrop, rectal, transmucosal, topical, or intestinal administration; parenteral delivery (bolus or infusion),
5 including intramuscular, subcutaneous, intramedullary injections, as well as intrathecal, direct intraventricular, intravenous, intraperitoneal, intranasal, or intraocular injections. The compounds of the invention can also be administered in a targeted drug delivery system,
10 such as, for example, in a liposome coated with endothelial cell-specific antibody.

Solid form formulations include powders, tablets and capsules.

15 Sterile liquid formulations include suspensions, emulsions, syrups, and elixirs.

Pharmaceutical compositions of the present invention can be manufactured in a manner that is itself known, e.g., by means of conventional mixing, dissolving, granulating, dragee-making, levigating, emulsifying, encapsulating,
20 entrapping or lyophilizing processes.

The following pharmaceutical formulations 1 and 2 are illustrative only and are not intended to limit the scope of the invention in any way. "Active Ingredient", refers to a compound according to Structural Formula I or salts thereof.

25

Formulation 1

Hard gelatin capsules are prepared using the following ingredients:

	Quantity (mg/capsule)
Active Ingredient	250
Starch, dried	200
Magnesium stearate	<u>10</u>
Total	460 mg

30

Formulation 2

A tablet is prepared using the ingredients below:

	Quantity <u>(mg/tablet)</u>
Active Ingredient	250
Cellulose, microcrystalline	400
Silicon dioxide, fumed	10
Stearic acid	<u>5</u>
Total	665 mg

5 The components are blended and compressed to form tablets each weighing 665 mg .

In yet another embodiment of the compounds of the present invention, the compound is radiolabelled, such as with carbon-14, or tritiated. Said radiolabelled or
10 tritiated compounds are useful as reference standards for in vitro assays to identify new selective PPAR receptor agonists.

The compounds of the present invention can be useful for modulating insulin secretion and as research
15 tools. Certain compounds and conditions within the scope of this invention are preferred. The following conditions, invention embodiments, and compound characteristics listed in tabular form may be independently combined to produce a variety of preferred compounds and process conditions. The
20 following list of embodiments of this invention is not intended to limit the scope of this invention in any way.

Some preferred characteristics of compounds of formula I are:

- (a) R3 is methyl;
- 25 (b) R4 is hydrogen;
- (c) R30 is methyl;
- (d) R30 is alkoxy;
- (e) R3 and R4 are each hydrogen;
- (f) R3 and R4 are each methyl;
- 30 (g) A is carboxyl;

- (h) W is -O-;
- (i) W is -S-;
- (j) W is -NH-;
- 5 (k) W is selected from the group consisting of
C(O)N(R21), N(R21), N(R21)CH₂, OCH₂, and
SO₂;
- (l) X is C;
- (m) X is CH₂C;
- (n) R9 is methyl;
- 10 (o) R9 is benzyl;
- (p) R9 is C₁-C₃ alkyl;
- (q) R10 is hydrogen;
- (r) R10 is methyl
- (s) Z is N;
- 15 (t) Z is O;
- (u) Y is O;
- (v) Y is S;
- (w) Q is O;
- (x) Q is C;
- 20 (y) Q is attached to the phenyl ring in a meta
orientation with respect to the W group
that is attached to the phenyl ring;
- (z) Q is attached to the phenyl ring in a para
orientation with respect to the W group
25 that is attached to the phenyl ring;
- (aa) R5 is methyl;
- (bb) R5 is C₂-C₄ alkyl;
- (cc) R5 is isopropyl;
- (dd) R5 is arylalkyl;
- 30 (ee) R5 combines with W to form a 6 membered
cycloheteroalkyl ring that is fused to the
thiazole or oxazole ring from which the R5
group originates;
- (ff) R6 is CF₃;
- 35 (gg) R6 is an optionally substituted group
selected from the group consisting of
trihalomethoxy, (C₁-C₆)alkylNC(O)-,

- tetramethyldioxaborolanyl, -C(O)(C₁-C₄)alkyl, -O-(C₁-C₂)alkyl-CO₂H, aryloxy, arylthio, -C(O)N(C₁-C₆)alkyl, tetrahydropyranyloxy, morpholinyl, (C₅-C₆) cycloalkyloxy, (C₅-C₆) heterocyclo-oxy, pyridinyl, pyrimidinyl, pyrazinyl and aryl(C₀-C₄)alkyl;
- (hh) R7 is CF₃;
- (ii) R8 is CF₃;
- (jj) R7 is halo;
- (kk) R8 is hydrogen;
- (ll) T₁ is C;
- (mm) T₁ is N;
- (nn) Aryl is a phenyl group;
- (oo) Heterocyclic group contains on O;
- (pp) A compound of Formula I that selectively modulates a delta receptor;
- (qq) A compound of Formula I that is a PPAR coagonist that modulates a gamma receptor and a delta receptor;
- (rr) A compound of Formula I for use in the treatment of cardiovascular disease;
- (ss) A compound of Formula I for use in the treatment of Syndrome X;
- (tt) A compound of Formula I for use in the control of obesity;
- (uu) A compound of Formula I for use in treating diabetes.
- (vv) A compound of Formula I that is a PPAR receptor agonist.
- (ww) Preferred compounds of Formula I are selected from the group consisting of (4-{1-[4-[2-(2-Chloro-6-fluoro-phenyl)-ethyl]-2-(4-trifluoromethyl-phenyl)-thiazol-5-yl]-ethylsulfanyl}-2-methyl-phenoxy)-acetic acid, (2-Methyl-4-{1-[4-methyl-2-(4-trifluoromethyl-phenyl)-thiazol-5-yl]-2-phenyl-

ethylsulfanyl}-phenoxy)-acetic acid, 3-(2-Methyl-4-{1-[4-methyl-2-(4-trifluoromethyl-phenyl)-thiazol-5-yl]-2-phenylethoxy}-phenyl)-propionic acid, (4-{1-[4-[2-(2-Chloro-6-fluoro-phenyl)-ethyl]-2-(4-trifluoromethyl-phenyl)-thiazol-5-yl]-ethoxy}-2-methyl-phenoxy)-acetic acid, 3-(4-{1-[4-[2-(2-Chloro-6-fluoro-phenyl)-ethyl]-2-(4-trifluoromethyl-phenyl)-thiazol-5-yl]-ethoxy}-2-methyl-phenyl)-propionic acid, (2-Methyl-4-{1-[4-phenethyl-2-(4-trifluoromethyl-phenyl)-thiazol-5-yl]-ethylsulfanyl}-phenoxy)-acetic acid, (2-Methyl-4-{1-[4-phenethyl-2-(4-trifluoromethyl-phenyl)-thiazol-5-yl]-ethoxy}-phenoxy)-acetic acid, 3-(2-Methyl-4-{1-[4-phenethyl-2-(4-trifluoromethyl-phenyl)-thiazol-5-yl]-ethoxy}-phenyl)-propionic acid, (2-Methyl-4-{1-[4-phenyl-2-(4-trifluoromethyl-phenyl)-thiazol-5-yl]-ethylsulfanyl}-phenoxy)-acetic acid, 3-(2-Methyl-4-{1-[4-phenyl-2-(4-trifluoromethyl-phenyl)-thiazol-5-yl]-ethoxy}-phenyl)-propionic acid, (4-{1-[4-Isopropyl-2-(4-trifluoromethyl-phenyl)-thiazol-5-yl]-ethylsulfanyl}-2-methyl-phenoxy)-acetic acid, (4-{1-[4-Isopropyl-2-(4-trifluoromethyl-phenyl)-thiazol-5-yl]-ethoxy}-2-methyl-phenoxy)-acetic acid, 3-(4-{1-[4-Isopropyl-2-(4-trifluoromethyl-phenyl)-thiazol-5-yl]-ethylsulfanyl}-2-methyl-phenyl)-propionic acid, (2-Methyl-4-{1-[4-phenylsulfanylmethyl-2-(4-trifluoromethyl-phenyl)-thiazol-5-yl]-ethylsulfanyl}-phenoxy)-acetic acid, (4-{1-[4-(3,5-Bis-trifluoromethyl-phenoxy)methyl]-2-(4-trifluoromethyl-phenyl)-thiazol-5-yl]-ethylsulfanyl}-2-methyl-phenoxy)-acetic acid, (4-{1-[4-(2-Chloro-6-fluoro-phenoxy)methyl]-2-(4-trifluoromethyl-phenyl)-thiazol-5-yl]-ethylsulfanyl}-2-methyl-phenoxy)-acetic acid, 3-(4-{1-[4-(3,5-Bis-trifluoromethyl-phenoxy)methyl]-2-(4-

trifluoromethyl-phenyl)-thiazol-5-yl]-ethoxy}-2-methyl-phenyl)-propionic acid, 3-(4-{1-[4-(2-Chloro-6-fluorophenoxymethyl)-2-(4-trifluoromethyl-phenyl)-thiazol-5-yl]-ethoxy}-2-methyl-phenyl)-propionic acid, 3-(2-Methyl-4-{1-
5 [4-methyl-2-(4-trifluoromethyl-phenyl)-thiazol-5-yl]-ethoxy}-phenyl)-propionic acid, 3-(2-Methyl-4-{2-[5-methyl-2-(4-trifluoromethyl-phenyl)-thiazol-4-yl]-propoxy}-phenyl)-propionic acid, 3-(2-Methyl-4-{2-methyl-2-[5-methyl-2-(4-trifluoromethyl-phenyl)-thiazol-4-yl]-propoxy}-phenyl)-
10 propionic acid, 3-(2-Methyl-4-{2-methyl-2-[5-methyl-2-(4-trifluoromethyl-phenyl)-thiazol-4-yl]-propoxy}-phenyl)-propionic acid, 3-(2-Methyl-4-{2-[5-methyl-2-(4-trifluoromethyl-phenyl)-oxazol-4-yl]-propoxy}-phenyl)-propionic acid, (R)-3-(2-Methyl-4-{2-[5-methyl-2-(4-
15 trifluoromethyl-phenyl)-thiazol-4-yl]-propylsulfanyl}-phenyl)-propionic acid, (4-{1R-[4-[2-(2-Chloro-6-fluorophenyl)-ethyl]-2-(4-trifluoromethyl-phenyl)-thiazol-5-yl]-ethylsulfanyl}-2-methyl-phenoxy)-acetic acid, (4-{1S-[4-[2-(2-Chloro-6-fluorophenyl)-ethyl]-2-(4-trifluoromethyl-
20 phenyl)-thiazol-5-yl]-ethylsulfanyl}-2-methyl-phenoxy)-acetic acid, (2-Methyl-4-{1S-[4-phenethyl-2-(4-trifluoromethyl-phenyl)-thiazol-5-yl]-ethoxy}-phenoxy)-acetic acid, (2-Methyl-4-{1R-[4-phenethyl-2-(4-trifluoromethyl-phenyl)-thiazol-5-yl]-ethoxy}-phenoxy)-
25 acetic acid, (2-Methyl-4-{1R-[4-phenethyl-2-(4-trifluoromethyl-phenyl)-thiazol-5-yl]-ethylsulfanyl}-phenoxy)-acetic acid, (R)-(4-{1-[4-Isopropyl-2-(4-trifluoromethyl-phenyl)-thiazol-5-yl]-ethylsulfanyl}-2-methyl-phenoxy)-acetic acid, (S)-(4-{1-[4-Isopropyl-2-(4-
30 trifluoromethyl-phenyl)-thiazol-5-yl]-ethylsulfanyl}-2-methyl-phenoxy)-acetic acid, (S)-(4-{1-[4-Isopropyl-2-(4-trifluoromethyl-phenyl)-thiazol-5-yl]-ethoxy}-2-methyl-

phenoxy)-acetic acid, (R)-(4-{1-[4-Isopropyl-2-(4-trifluoromethyl-phenyl)-thiazol-5-yl]-ethoxy}-2-methyl-phenoxy)-acetic acid, (S)-3-(4-{1-[4-Isopropyl-2-(4-trifluoromethyl-phenyl)-thiazol-5-yl]-ethoxy}-2-methyl-phenyl)-propionic acid, (R)-3-(4-{1-[4-Isopropyl-2-(4-trifluoromethyl-phenyl)-thiazol-5-yl]-ethoxy}-2-methyl-phenyl)-propionic acid, (R)-3-(4-{1-[4-(2-Chloro-6-fluorophenoxymethyl)-2-(4-trifluoromethyl-phenyl)-thiazol-5-yl]-ethoxy}-2-methyl-phenyl)-propionic acid, (S)-3-(4-{1-[4-(2-Chloro-6-fluorophenoxymethyl)-2-(4-trifluoromethyl-phenyl)-thiazol-5-yl]-ethoxy}-2-methyl-phenyl)-propionic acid, (R)-(4-{1-[4-(2-Chloro-6-fluorophenoxymethyl)-2-(4-trifluoromethyl-phenyl)-thiazol-5-yl]-ethylsulfanyl}-2-methyl-phenoxy)-acetic acid, (S)-(4-{1-[4-(2-Chloro-6-fluoro-phenoxymethyl)-2-(4-trifluoromethyl-phenyl)-thiazol-5-yl]-ethylsulfanyl}-2-methyl-phenoxy)-acetic acid, (S)-(2-Methyl-4-{1-[4-phenylsulfanylmethyl-2-(4-trifluoromethyl-phenyl)-thiazol-5-yl]-ethylsulfanyl}-phenoxy)-acetic acid, (R)-(2-Methyl-4-{1-[4-phenylsulfanylmethyl-2-(4-trifluoromethyl-phenyl)-thiazol-5-yl]-ethylsulfanyl}-phenoxy)-acetic acid, (R)-3-(2-Methyl-4-{1-[4-methyl-2-(4-trifluoromethyl-phenyl)-thiazol-5-yl]-ethoxy}-phenyl)-propionic acid, (S)-3-(2-Methyl-4-{1-[4-methyl-2-(4-trifluoromethyl-phenyl)-thiazol-5-yl]-ethoxy}-phenyl)-propionic acid, 3-(4-{1-[4-Ethyl-2-(4-trifluoromethyl-phenyl)-oxazol-5-yl]-ethoxy}-2-methyl-phenyl)-propionic acid, (4-{1-[4-Ethyl-2-(4-trifluoromethyl-phenyl)-oxazol-5-yl]-ethoxy}-2-methyl-phenoxy)-acetic acid, (4-{1-[4-Ethyl-2-(4-trifluoromethyl-phenyl)-oxazol-5-yl]-ethylsulfanyl}-2-methyl-phenoxy)-acetic acid, (4-{1R-[4-Ethyl-2-(4-trifluoromethyl-phenyl)-oxazol-5-yl]-ethylsulfanyl}-2-methyl-phenoxy)-acetic acid, (4-{1S-[4-Ethyl-2-(4-

trifluoromethyl-phenyl)-oxazol-5-yl]-ethylsulfanyl}-2-methyl-phenoxy)-acetic acid, 3-(2-Methyl-4-{1*S*-[4-methyl-2-(4-trifluoromethyl-phenyl)-oxazol-5-yl]-2-phenyl-ethoxy}-phenyl)-propionic acid, 3-(2-Methyl-4-{1*R*-[4-methyl-2-(4-trifluoromethyl-phenyl)-oxazol-5-yl]-2-phenyl-ethoxy}-phenyl)-propionic acid, 3-(2-Methyl-4-{1-[4-methyl-2-(4-trifluoromethyl-phenyl)-oxazol-5-yl]-ethoxy}-phenyl)-propionic acid, 3-(2-Methyl-4-{1-[4-methyl-2-(4-trifluoromethyl-phenyl)-oxazol-5-yl]-propoxy}-phenoxy)-acetic acid, 3-(2-Methyl-4-{1-[4-methyl-2-(4-trifluoromethyl-phenyl)-oxazol-5-yl]-propoxy}-phenyl)-propionic acid, 3-(2-Methyl-4-{1-[4-methyl-2-(4-trifluoromethyl-phenyl)-oxazol-5-yl]-but-3-enyloxy}-phenyl)-propionic acid, 3-(2-Methyl-4-{1-[4-methyl-2-(4-trifluoromethyl-phenyl)-oxazol-5-yl]-pentyloxy}-phenyl)-propionic acid, 3-(4-{1-[4-*tert*-Butyl-2-(4-trifluoromethyl-phenyl)-oxazol-5-yl]-ethoxy}-2-methyl-phenyl)-propionic acid, 3-(4-{1-[4-Isopropyl-2-(4-trifluoromethyl-phenyl)-oxazol-5-yl]-ethoxy}-2-methyl-phenyl)-propionic acid, 3-(4-{2-[4-Isopropyl-2-(4-trifluoromethyl-phenyl)-oxazol-5-yl]-propoxy}-2-methyl-phenyl)-propionic acid, (R)-3-(2-Methyl-4-{1-[4-methyl-2-(4-trifluoromethyl-phenyl)-oxazol-5-yl]-ethoxy}-phenyl)-propionic acid, 3-(2-Methyl-4-{1-[4-methyl-2-(4-trifluoromethyl-phenyl)-oxazol-5-yl]-butoxy}-phenyl)-propionic acid, 3-[4-(1-{4-Isopropyl-2-[4-(4,4,5,5-tetramethyl-[1,3,2]dioxaborolan-2-yl)-phenyl]-oxazol-5-yl]-ethoxy)-2-methyl-phenyl]-propionic acid methyl ester, 3-(4-{1-[2-(4-Hydroxy-phenyl)-4-isopropyl-oxazol-5-yl]-ethoxy}-2-methyl-phenyl)-propionic acid methyl ester, 3-(4-{1-[4-Isopropyl-2-(4-methoxy-phenyl)-oxazol-5-yl]-ethoxy}-2-methyl-phenyl)-propionic acid, 3-(4-{1-[2-(3-Cyclopentyloxy-phenyl)-4-isopropyl-oxazol-5-yl]-ethoxy}-2-methyl-phenyl)-

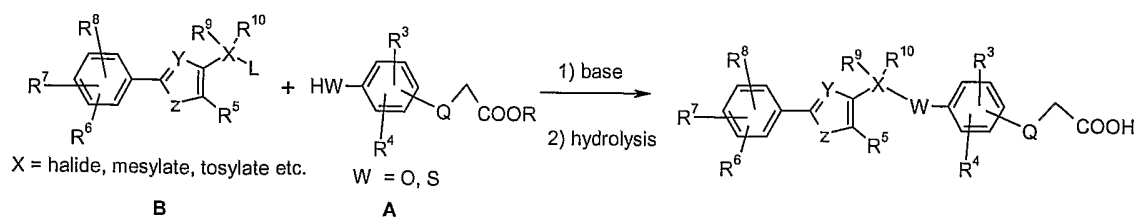
propionic acid, 3-[4-(1-{4-Isopropyl-2-[3-(tetrahydro-pyran-4-yloxy)-phenyl]-oxazol-5-yl}-ethoxy)-2-methyl-phenyl]-propionic acid, 3-(4-{1-[2-(4-Cyclopentyloxy-phenyl)-4-isopropyl-oxazol-5-yl]-ethoxy}-2-methyl-phenyl)-propionic acid, 3-(4-{1-[4-Isopropyl-2-(4-piperidin-1-yl-phenyl)-oxazol-5-yl]-ethoxy}-2-methyl-phenyl)-propionic acid, 3-(4-{1-[4-Isopropyl-2-(3-piperidin-1-yl-phenyl)-oxazol-5-yl]-ethoxy}-2-methyl-phenyl)-propionic acid, 3-(4-{1-[4-Isopropyl-2-(3-morpholin-4-yl-phenyl)-oxazol-5-yl]-ethoxy}-2-methyl-phenyl)-propionic acid, 3-(4-{1-[4-Isopropyl-2-(4-morpholin-4-yl-phenyl)-oxazol-5-yl]-ethoxy}-2-methyl-phenyl)-propionic acid, and 3-(4-{1-[2-(4-Hexylcarbamoyl-phenyl)-4-isopropyl-oxazol-5-yl]-ethoxy}-2-methyl-phenyl)-propionic acid.

15

SYNTHESIS

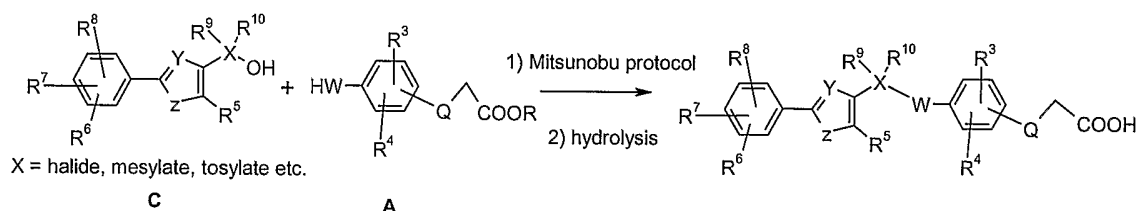
Compounds of the present invention have been formed as specifically described in the examples. Further, many compounds are prepared as more generally using a Mitsunobu protocol (O. Mitsunobu, 1981 Synthesis, p1) and other methods known to the skilled artisan. Alternative synthesis methods may also be effective and known to the skilled artisan.

For example, an intermediate like A is alkylated with an alkyl halide like agent B in the presence of a base (e.g. K₂CO₃, Cs₂CO₃ etc.). Hydrolysis in the presence of aqueous NaOH or LiOH gave the acid product.

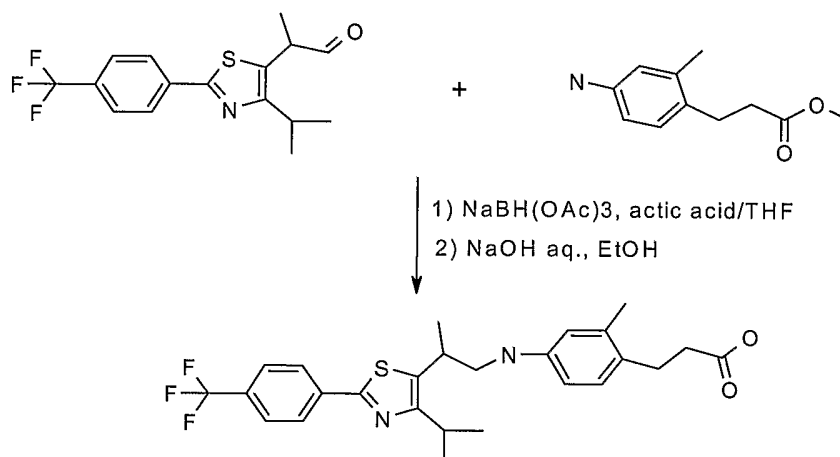


30

Alternatively, an intermediate like A is coupled with an alcohol C under Mitsunobu reaction condition (DEAD/PPh₃, ADMP/Pbu₃ etc.). Hydrolysis in the presence of aqueous NaOH or LiOH gave the acid product:

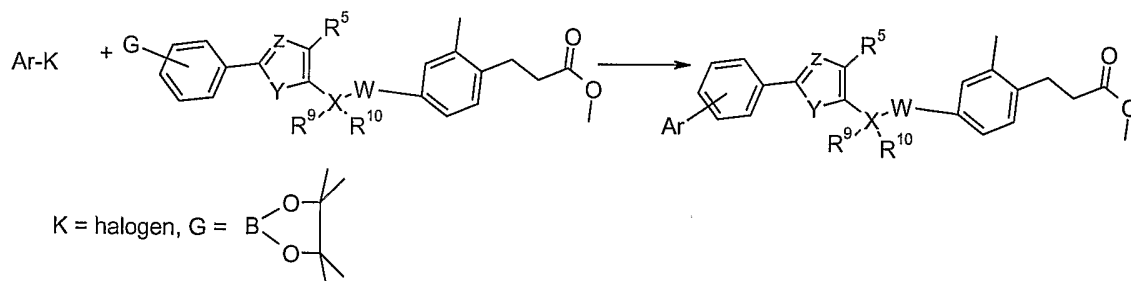


For the compounds with nitrogen in the linker, reductive amination protocol is used, for example:



10

Suzuki coupling or Stille coupling reactions are used for the synthesis of biaryl compounds:



or: K = B(OH)₂, G = halogen
or: K = Sn(Bu)₃, G = Halogen

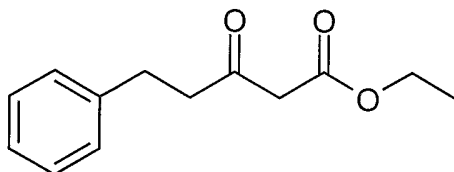
15

EXEMPLIFICATION

The Examples provided herein are illustrative of the invention claimed herein and are not intended to limit the scope of the claimed invention in any way.

Instrumental Analysis

Infrared spectra are recorded on a Perkin Elmer 781 spectrometer. ¹H NMR spectra are recorded on a Varian 400 MHz spectrometer at ambient temperature. Data are reported as follows: chemical shift in ppm from internal standard tetramethylsilane on the δ scale, multiplicity (b = broad, s = singlet, d = doublet, t = triplet, q = quartet, qn = quintet and m = multiplet), integration, coupling constant (Hz) and assignment. ¹³C NMR are recorded on a Varian 400 MHz spectrometer at ambient temperature. Chemical shifts are reported in ppm from tetramethylsilane on the δ scale, with the solvent resonance employed as the internal standard (CDCl₃ at 77.0 ppm and DMSO-d₆ at 39.5 ppm). High resolution mass spectra are obtained on VG ZAB 3F or VG 70 SE spectrometers.

Preparation 13-Oxo-5-phenyl-pentanoic acid ethyl ester

25

Ethyl acetoacetate (2.32 g, 20 mmol) is added to a pre-cold solution of LDA (2.0 M, 20 mL, 40 mmol) in THF (100 mL) at 0 °C. After addition, the mixture is stirred for 30 min, then benzyl bromide (3.42 g, 20 mmol) is added dropwise. After stirred at 0 °C for 30 min, the reaction is quenched by 5 N HCl, extracted with ethyl ether. The combined organic layers are washed with water and brine until it is neutral.

30

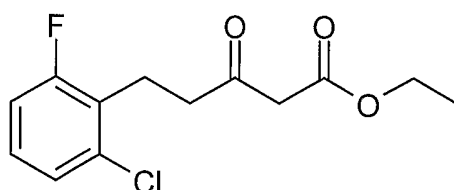
Concentration and column chromatography gave 1.6 g of the title compounds.

The following compounds are made in a similar manner:

5

Preparation 2

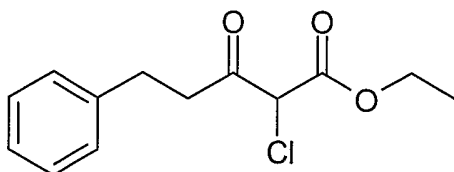
5-(2-Chloro-6-fluoro-phenyl)-3-oxo-pentanoic acid ethyl ester



10

Preparation 3

2-Chloro-3-Oxo-5-phenyl-pentanoic acid ethyl ester



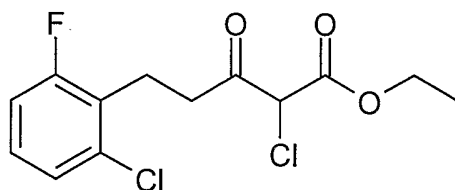
15 To a solution of 3-oxo-5-phenyl-pentanoic acid ethyl ester (1.6 g, 7.76 mmol) in methylene chloride (18 mL) is added sulfuryl chloride (1.15 g, 8.53 mmol) dropwise. After stirred at room temperature for 6 hours, the reaction mixture is poured into water, extracted with methylene
20 chloride, is washed water and brine, dried over sodium sulfate. Concentration gave the crude title compound, which is used for the next step without further purification.

The following compounds are made in a similar manner:

25

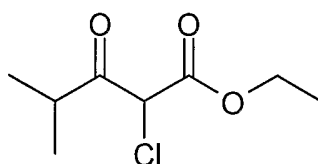
Preparation 4

5-(2-Chloro-6-fluoro-phenyl)-2-chloro-3-oxo-pentanoic acid ethyl ester



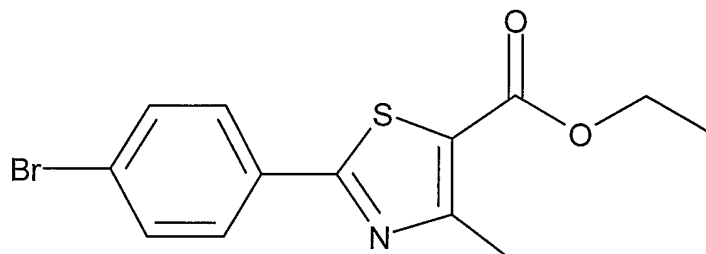
Preparation 5

5 2-Chloro-4-methyl-3-oxo-pentanoic acid ethyl ester



Preparation 6

10 2-(4-Bromo-phenyl)-4-methyl-thiazole-5-carboxylic acid ethyl ester

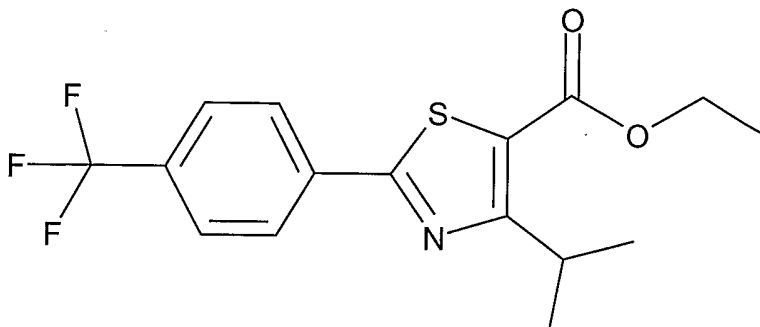


4-Bromo-thiobenzamide (5 g) in toluene is heated at reflux
15 for 1h in a flask equipped with a Dean-Stark trap. The dry
4-bromo-thioamide (3.4 g, 15 mmol) and ethyl 2-
chloroacetoacetate (2.71 g, 16.4 mmol) are heated in ethanol
(1000 mL) for overnight. The cooled reaction is
concentrated and purified by short path chromatography. The
20 fractions that contained pure product are concentrated to
yield 1.5g (30.6%) ester as a solid.

Th following thiazoles are made in a similar manner:

Preparation 7

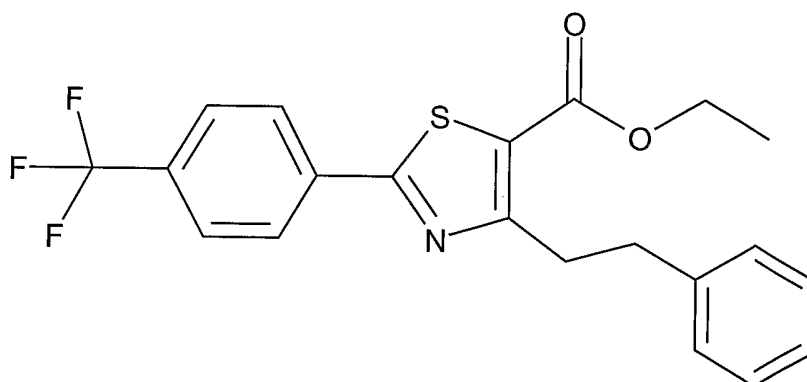
4-Isopropyl-2-(4-trifluoromethyl-phenyl)-thiazole-5-carboxylic acid ethyl ester



5

Preparation 8

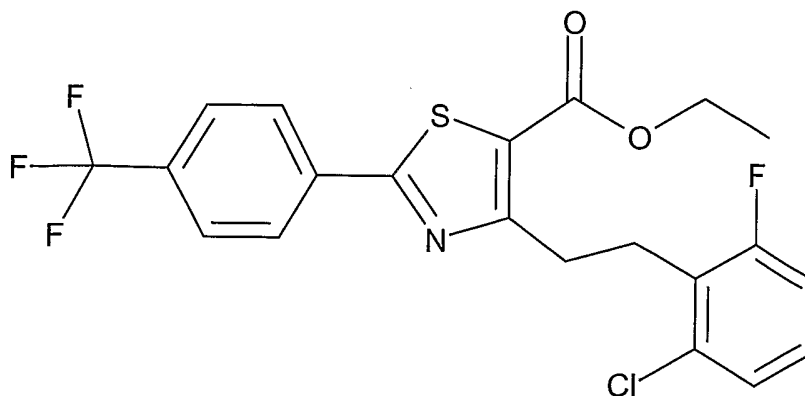
4-Phenethyl-2-(4-trifluoromethyl-phenyl)-thiazole-5-carboxylic acid ethyl ester



10

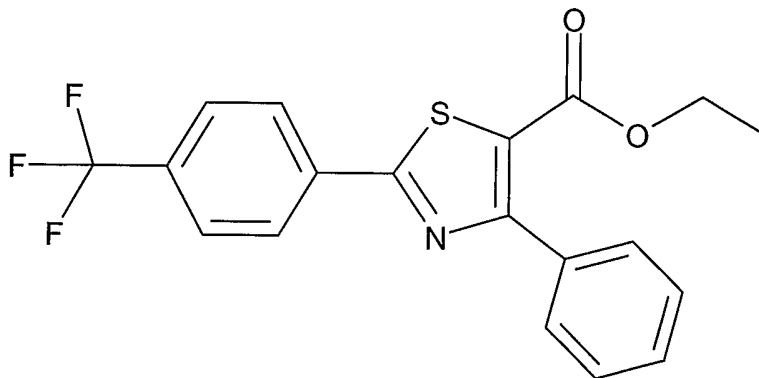
Preparation 9

4-[2-(2-Chloro-6-fluoro-phenyl)-ethyl]-2-(4-trifluoromethyl-phenyl)-thiazole-5-carboxylic acid ethyl ester



Preparation 10

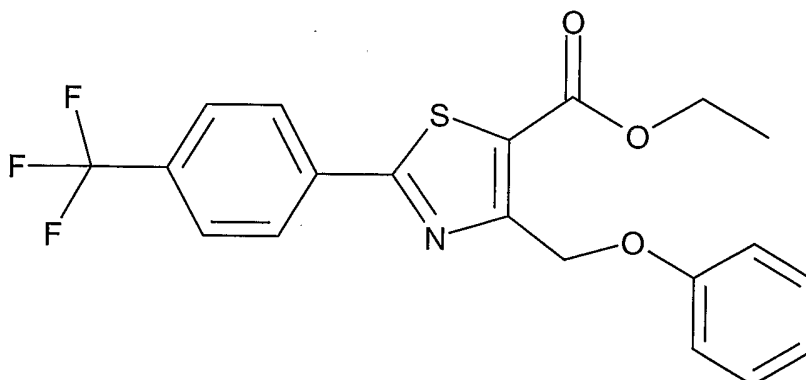
4-Phenyl-2-(4-trifluoromethyl-phenyl)-thiazole-5-carboxylic acid ethyl ester



5

Preparation 11

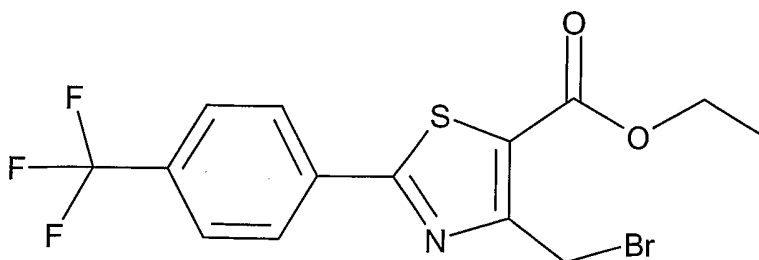
4-Phenoxymethyl-2-(4-trifluoromethyl-phenyl)-thiazole-5-carboxylic acid ethyl ester



10

Step A

4-Bromomethyl-2-(4-trifluoromethyl-phenyl)-thiazole-5-carboxylic acid ethyl ester



15

4-Methyl-2-(4-trifluoromethyl-phenyl)-thiazole-5-carboxylic acid ethyl ester (1.6 g, 5.00 mmol) is dissolved into chloroform (50 mL) then N-bromosuccinimide (1.0 g, 5.5 mmol) and 2,2'-azobisisobutyronitrile (0.412 g, 2.5 mmol) are
5 added and the reaction is heated to reflux. The reaction is monitored by TLC until no starting material remained. The reaction is allowed to cool to room temperature, then diluted with more chloroform (100 mL). Water (50 mL) is added and the two phases are separated. The organic layer
10 is washed with brine, then dried over anhydrous sodium sulfate. The material is then concentrated and further purified using flash column chromatography to yield 1.97 g or 99% yield.

15

Step B

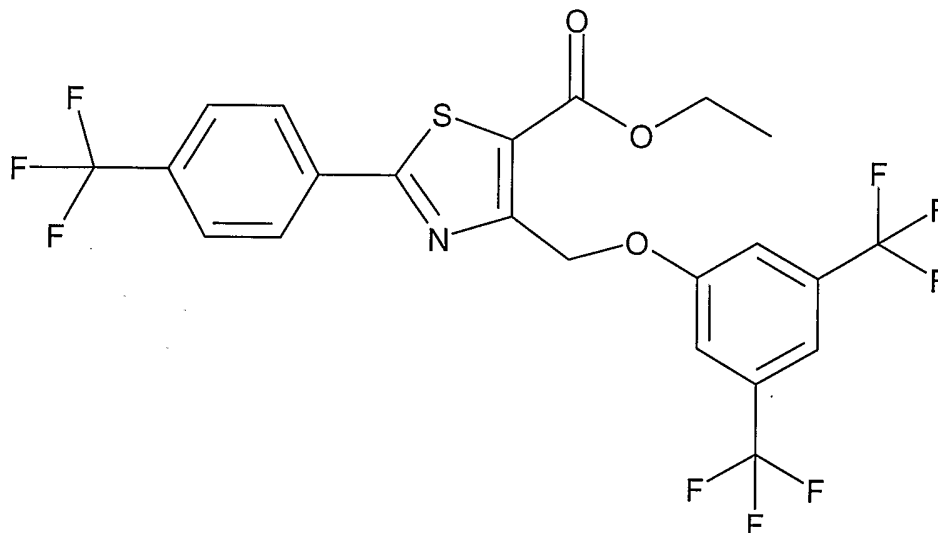
4-Phenoxymethyl-2-(4-trifluoromethyl-phenyl)-thiazole-5-carboxylic acid ethyl ester

Phenol (0.518 g, 5.5 mmol) is combined with anhydrous
20 acetonitrile (20 mL) and cesium carbonate (2.3 g, 10 mmol) and allowed to stir at room temperature under nitrogen. To the reaction is added 4-bromomethyl-2-(4-trifluoromethyl-phenyl)-thiazole-5-carboxylic acid ethyl ester (1.97 g, 5.00 mmol). The reaction is monitored by TLC until all of the
25 bromide is consumed. The reaction is diluted with ethyl ether (100 mL), then 0.1N NaOH (50 mL) is added. The two phases are separated, then the organic layer is washed with water (50 mL) and brine (50 mL). The organic layer is dried over anhydrous sodium sulfate, then concentrated. The
30 material is further purified using flash chromatography to yield 1.75 g or 86% yield of the product.

The following compounds are made in a similar manner:

Preparation 12

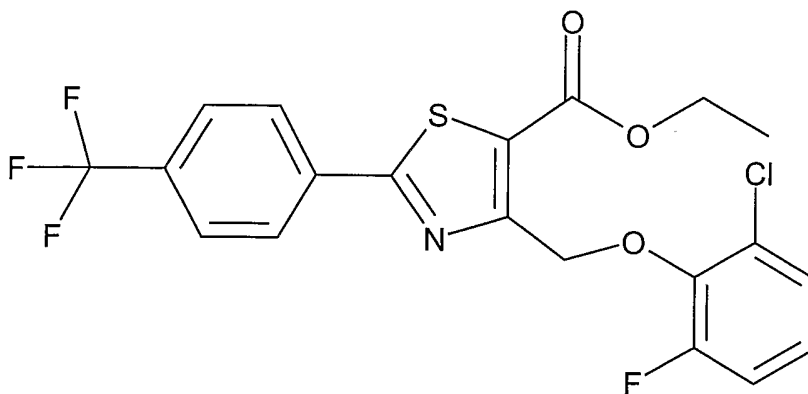
4-(3,5-Bis-trifluoromethyl-phenoxy)methyl)-2-(4-trifluoromethyl-phenyl)-thiazole-5-carboxylic acid ethyl ester



5

Preparation 13

4-(2-Chloro-6-fluoro-phenoxy)methyl)-2-(4-trifluoromethyl-phenyl)-thiazole-5-carboxylic acid ethyl ester

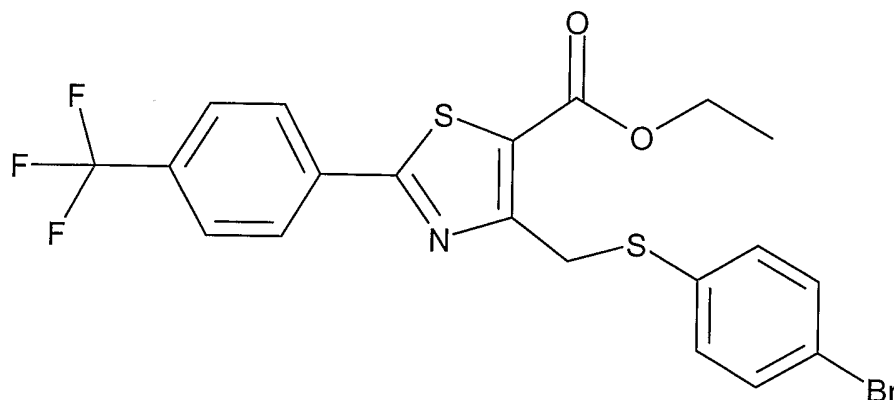


10

Preparation 14

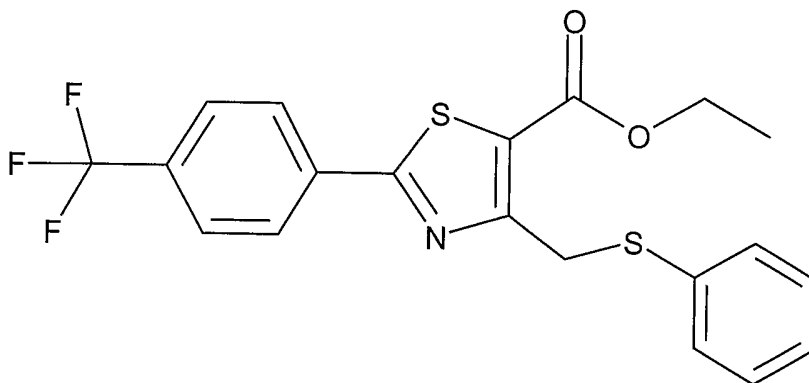
4-(4-Bromo-phenylsulfanylmethyl)-2-(4-trifluoromethyl-phenyl)-thiazole-5-carboxylic acid ethyl ester

15



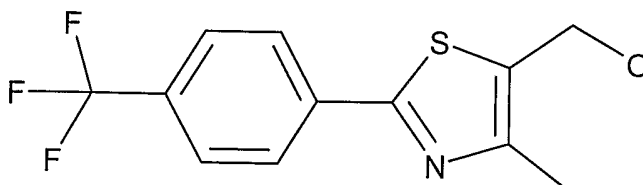
Preparation 15

5 4-Phenylsulfanylmethyl-2-(4-trifluoromethyl-phenyl)-
thiazole-5-carboxylic acid ethyl ester



Preparation 16

10 [4-Methyl-2-(4-trifluoromethyl-phenyl)-thiazol-5-yl]-
methanol



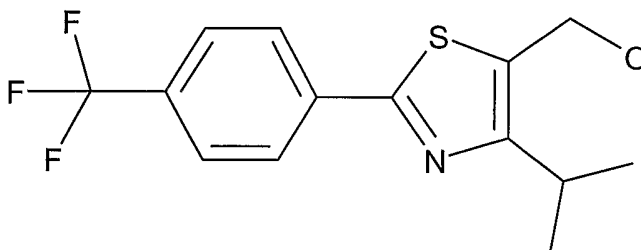
15 A THF (60 mL) solution of 4-Methyl-2-(4-trifluoromethyl-phenyl)-thiazole-5-carboxylic acid ethyl ester (14.9g, 47.3 mmol) is cooled to 0 °C and a 1M LiAlH₄ (47.3mL, 47.3 mmol) is added slowly. The reaction is warmed to room temperature slowly, after stirring at room temperature for 2 h, tlc (15% EtOAc/hexane) showed that all the starting ester had been

consumed. The reaction is cooled and carefully quenched with 2.4 mL water, 2.4 mL 5N NaOH and 7 mL water. The light tan solid is filter through celite and dried to give 7.70 g crude product. Recrystallization from methanol gave pure alcohol.

The following compounds are made in a similar manner:

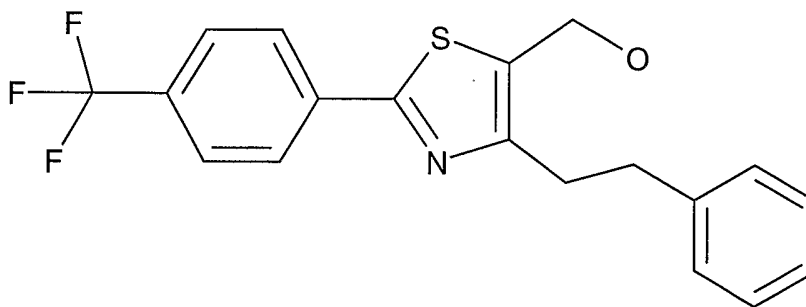
Preparation 17

10 [4-Isopropyl-2-(4-trifluoromethyl-phenyl)-thiazol-5-yl]-
methanol



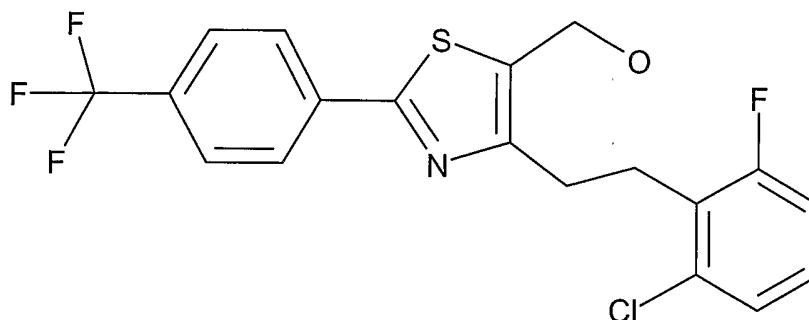
Preparation 18

15 4-Phenethyl-2-(4-trifluoromethyl-phenyl)-thiazol-5-yl]-
methanol

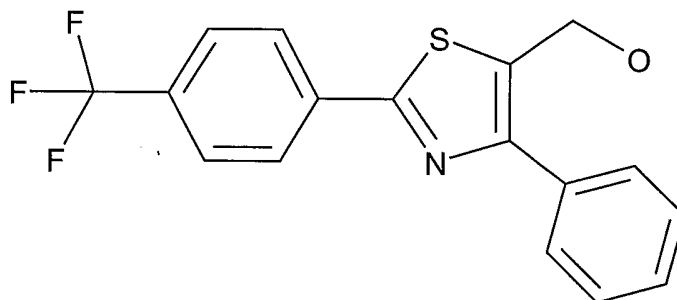


Preparation 19

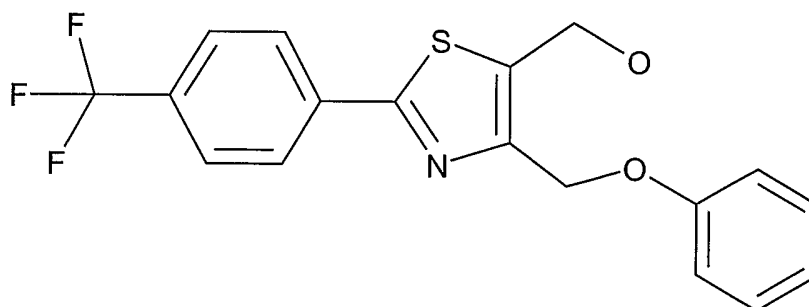
20 4-[2-(2-Chloro-6-fluoro-phenyl)-ethyl]-2-(4-trifluoromethyl-
phenyl)-thiazol-5-yl]-methanol

**Preparation 20**

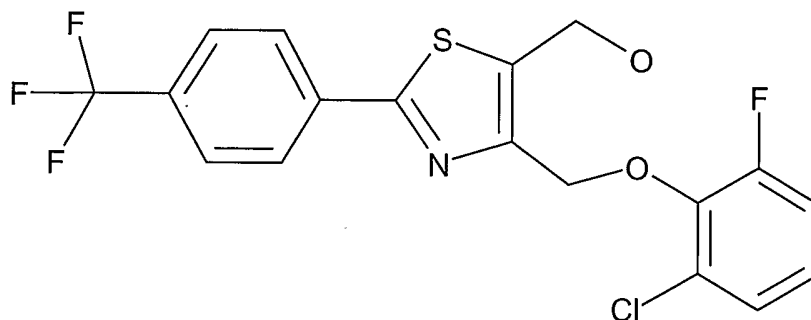
[4-Phenyl-2-(4-trifluoromethyl-phenyl)-thiazol-5-yl]-
5 methanol

**Preparation 21**

[4-Phenoxymethyl-2-(4-trifluoromethyl-phenyl)-thiazol-5-yl]-
10 methanol

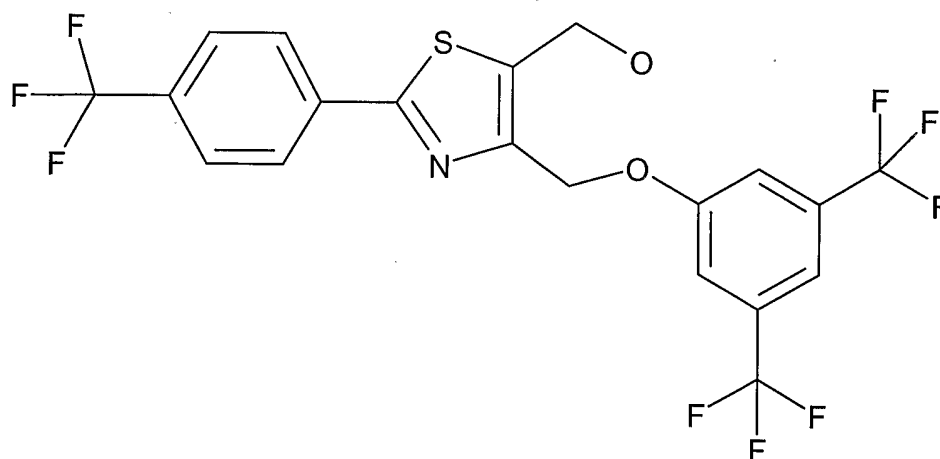
**Preparation 22**

[4-(2-Chloro-6-fluoro-phenoxy-methyl)-2-(4-trifluoromethyl-
15 phenyl)-thiazol-5-yl]-methanol



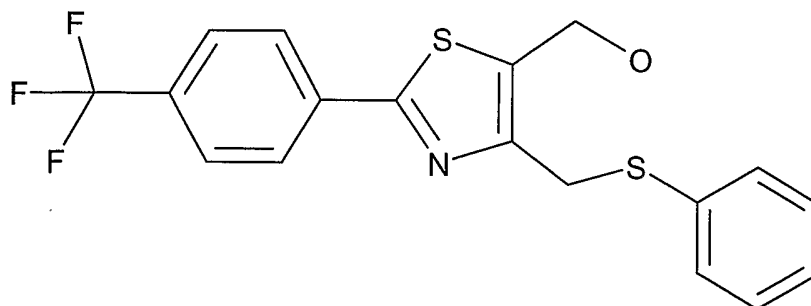
Preparation 23

5 [4-(3,5-Bis-trifluoromethyl-phenoxy)methyl]-2-(4-trifluoromethyl-phenyl)-thiazol-5-yl]-methanol



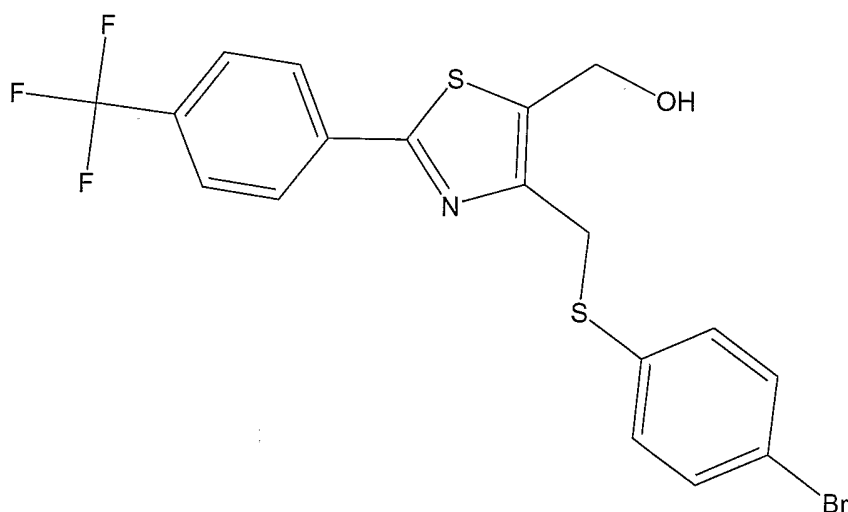
Preparation 24

10 [4-Phenylsulfanylmethyl]-2-(4-trifluoromethyl-phenyl)-thiazol-5-yl]-methanol



Preparation 25

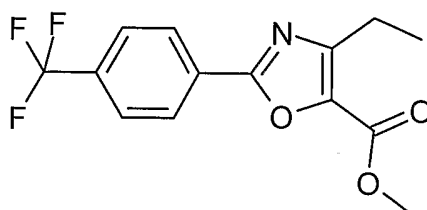
15 [4-(4-Bromo-phenylsulfanylmethyl)-2-(4-trifluoromethyl-phenyl)-thiazol-5-yl]-methanol



Preparation 26

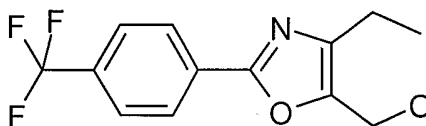
4-Ethyl-2-(4-trifluoromethyl-phenyl)-oxazole-5-carboxylic acid methyl ester

5



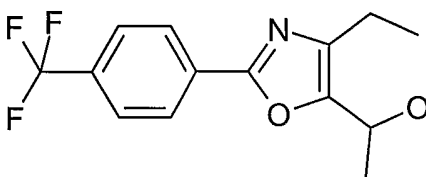
To a solution of 4-trifluoromethyl benzoic acid (0.100g, 0.239 mmole) in methanol (2.0 mL), is added sodium hydroxide (0.093g, 0.287 mmole) and stirred at room temperature for 2
10 hours. The mixture is concentrated to dryness in vacuo to give sodium 4-trifluoromethyl-benzoate as a white solid. It is then mixed with NH₄OAc (8.32g, 107.9 mmole) in glacial acetic acid (500mL) and heated at 100°C for 16 hours. After removed the solvents on rota-vapor, the residue is
15 partitioned between ethyl acetate (300 mL) and saturated sodium bicarbonate (300 mL). Extracted the aqueous layer with ethyl acetate (300 mL) one more time. The combined organic is wash with brine (3 x 500 mL), dried over Na₂SO₄, filtered and concentrated. The crude product is purified by
20 chromatography on silica gel column, gradient elute with 0 to 10% ethyl acetate in hexane and concentrated to provide the titled compound as a white solid. Mass [EI+] 300 (M⁺+H).

Preparation 27

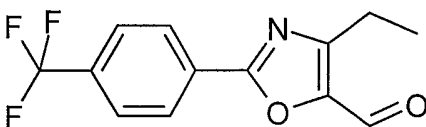
[4-Ethyl-2-(4-trifluoromethyl-phenyl)-oxazol-5-yl]-methanol

- 5 To a solution of 4-Ethyl-2-(4-trifluoromethyl-phenyl)-oxazole-5-carboxylic acid methyl ester (4.63g, 15.47mmole) in THF (100 mL), is added LiBH_4 in one portion at 0°C . The reaction is warmed up to room temperature and stirred for an hour. Additional LiBH_4 is added and the reaction is heated
- 10 at 60°C for 30 minutes. The excess amount of LiBH_4 is destroyed using 6N HCl (50 mL) dropwise at 0°C . The mixture is partitioned between ethyl acetate (300 mL) and brine (300 mL). The organic layer is washed with brine (3x300 mL), dried over Na_2SO_4 , filtered and concentrated. The crude
- 15 product is purified by flash chromatography, eluting with 60% ethyl acetate in hexane and concentrated to provide the titled compound as a white solid. Mass [EI+] 272 (M+H)⁺.

Preparation 28

20 1-[4-Ethyl-2-(4-trifluoromethyl-phenyl)-oxazol-5-yl]-ethanol

Step A

4-Ethyl-2-(4-trifluoromethyl-phenyl)-oxazole-5-carbaldehyde

- 25 To a solution of oxalyl chloride (2.0M/DCM, 3.52 mL, 7.04 mmole) in DCM (50 mL), is injected DMSO (0.998 mL, 14.1 mmole) and stirred for 15 minute at -78°C . A solution of [4-Ethyl-2-(4-trifluoromethyl-phenyl)-oxazol-5-yl]-methanol

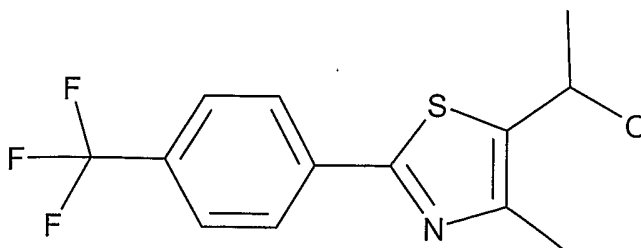
(1.59g, 5.86 mmole) in DCM (10 mL) is then added. After stirred for 30 minutes, triethyl amine (4.08 mL, 29.3 mmole) is added. The reaction is kept at -78°C for another 30 minutes, then warmed up to room temperature for 2 hours. washed with brine (3 x 50 mL), dried over Na_2SO_4 , filtered and concentrated. The crude product is purified by flash chromatography (silica gel, 10% ethyl acetate in hexane) and concentrated to provide the titled compound as a white solid. Mass [EI+] 270 (M+H)⁺.

10

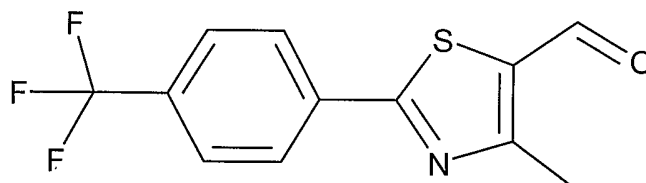
Step B1-[4-Ethyl-2-(4-trifluoromethyl-phenyl)-oxazol-5-yl]-ethanol

To a solution of 4-ethyl-2-(4-trifluoromethyl-phenyl)-oxazole-5-carbaldehyde (0.793g, 2.95 mmole) in THF (30 mL) at 0°C , is added a solution of methyl magnesium bromide in diethyl ether (3.0M, 2.0 mL, 0.60mmole) dropwise. The reaction is stirred for 5 minutes and then warmed up to room temperature for 30 minutes. The reaction is quenched with $\text{NH}_4\text{Cl}_{(\text{aq})}$ (10 mL), partitioned between ethyl acetate (50 mL) and water (50 mL). Extracted the aqueous layer with ethyl acetate (2 x 50 mL). The combined organic is washed with brine (3 x 100 mL), dried over Na_2SO_4 , filtered and concentrated to provide the titled compound as a white solid. The crude product is used for the next step without further purification. Mass [EI+] 286 (M+H)⁺.

25

Preparation of 291-[4-Methyl-2-(4-trifluoromethyl-phenyl)-thiazol-5-yl]-ethanol

30

Step A4-Methyl-2-(4-trifluoromethyl-phenyl)-thiazole-5-carbaldehyde

A mixture of [4-methyl-2-(4-trifluoromethyl-phenyl)-thiazol-5-yl]-methanol (5.0 g, 18.3 mmol) and MnO₂ (2.4 g, 27.5 mmol) in chloroform (110 mL) are heated to reflux for 48 hrs, cooled to room temperature, filtered through celite.
10 Concentration gave 5 gram of the title compound.

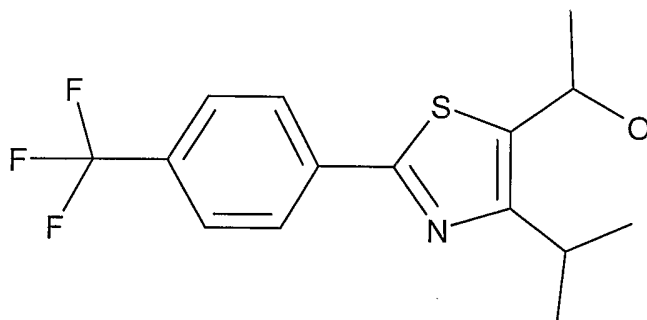
Step B1-[4-Methyl-2-(4-trifluoromethyl-phenyl)-thiazol-5-yl]-ethanol

15 To a solution of 4-methyl-2-(4-trifluoromethyl-phenyl)-thiazole-5-carbaldehyde (1.5 g, 5.53 mmole) in THF (50 mL) at 0°C, is added a solution of methyl magnesium bromide in diethyl ether (3.0M, 2.0 mL, 6.0mmole) dropwise. The reaction is stirred for 5 minutes and then warmed up to room
20 temperature for 2hrs. The reaction is quenched with NH₄Cl (aq) (10 mL), partitioned between ethyl ether (50 mL) and water (50 mL). Extracted the aqueous layer with ethyl ether (2 x 50 mL). The combined organic is washed with brine (3 x 100 mL), dried over Na₂SO₄, filtered and concentrated.
25 Column chromatography on silica gel gave 1.35 gram of the title compound.

The following compounds are made in a similar manner:

Preparation of 30

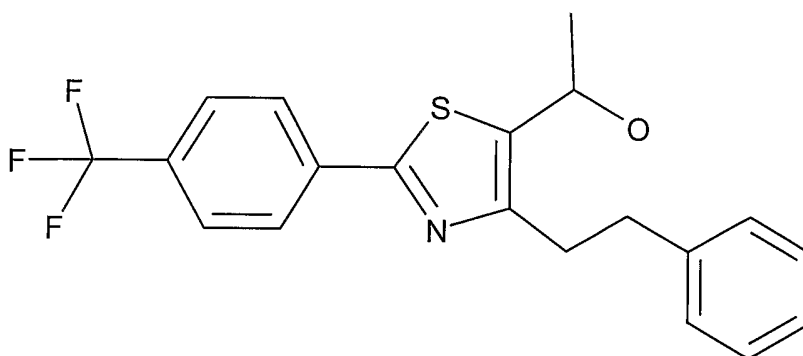
1-[4-isopropyl-2-(4-trifluoromethyl-phenyl)-thiazol-5-yl]-
ethanol



5

Preparation of 31

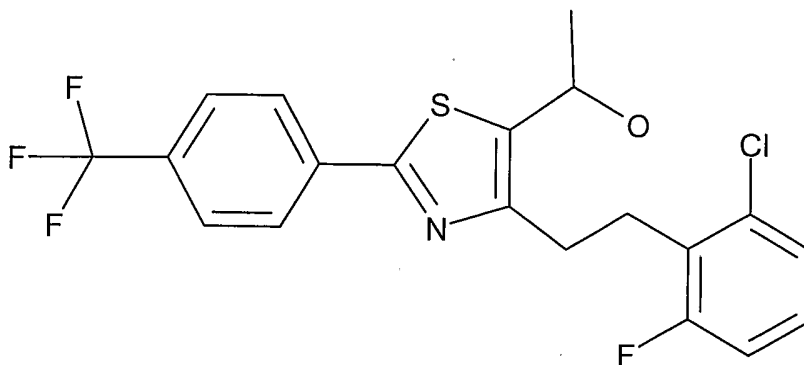
1-[4-Phenethyl-2-(4-trifluoromethyl-phenyl)-thiazol-5-yl]-
ethanol



10

Preparation of 32

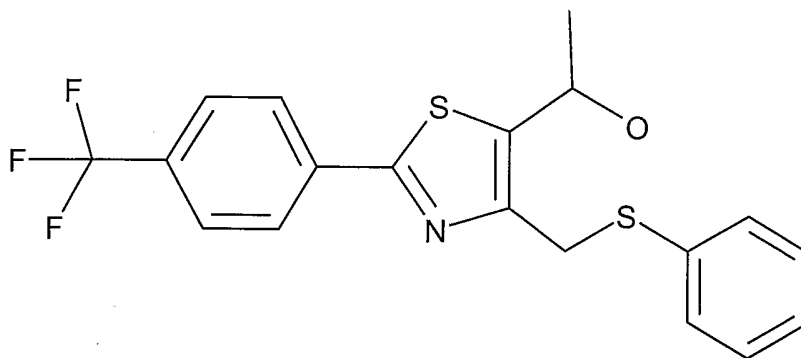
1-[4-[2-(2-Chloro-6-fluoro-phenyl)-ethyl]-2-(4-
trifluoromethyl-phenyl)-thiazol-5-yl]-ethanol



15

Preparation of 33

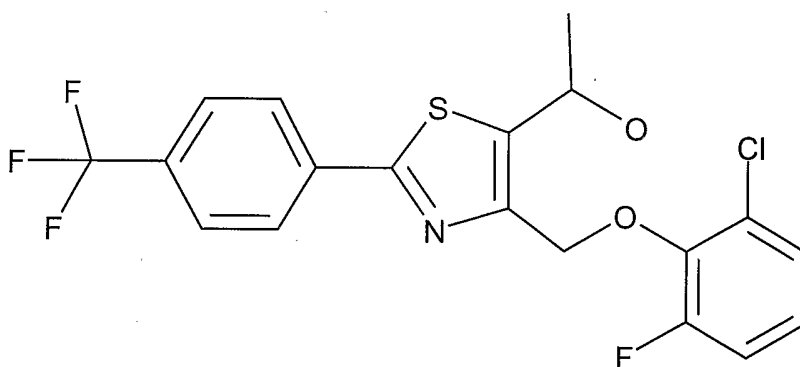
1-[4-Phenylsulfanylmethyl-2-(4-trifluoromethyl-phenyl)-thiazol-5-yl]-ethanol



5

Preparation of 34

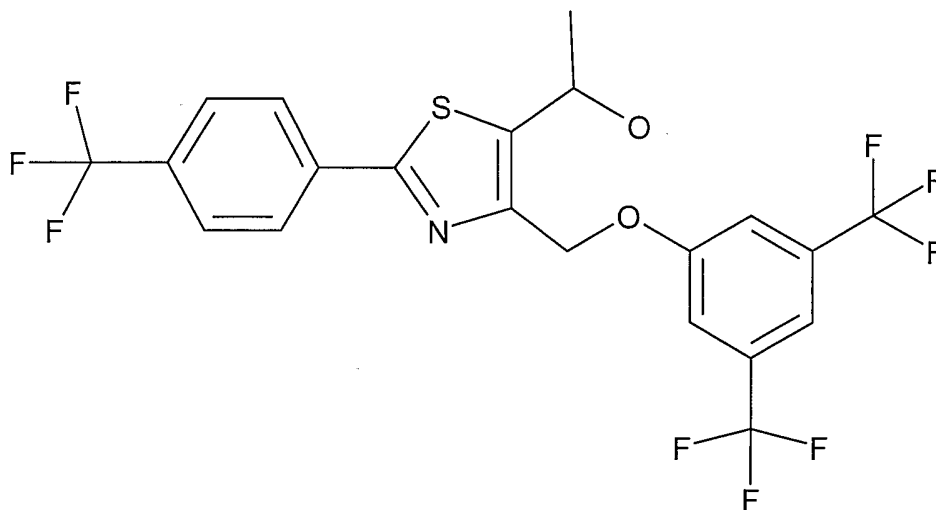
1-[4-(2-Chloro-6-fluoro-phenoxy)methyl-2-(4-trifluoromethyl-phenyl)-thiazol-5-yl]-ethanol



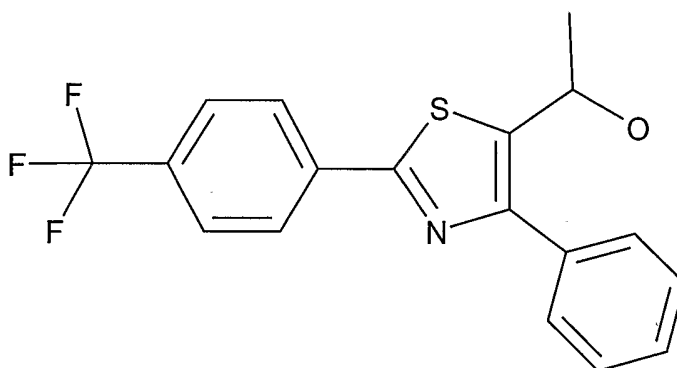
10

Preparation of 35

1-[4-(3,5-Bis-trifluoromethyl-phenoxy)methyl-2-(4-trifluoromethyl-phenyl)-thiazol-5-yl]-ethanol

**Preparation 36**

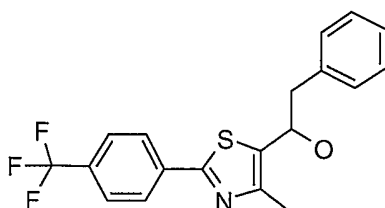
5 1-[4-Phenyl-2-(4-trifluoromethyl-phenyl)-thiazol-5-yl]-
ethanol



10

Preparation 37

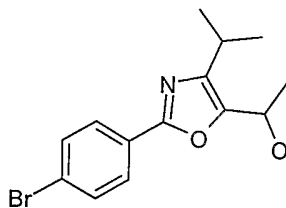
1-[4-Methyl-2-(4-trifluoromethyl-phenyl)-thiazol-5-yl]-2-
phenyl-ethanol



To a solution of 4-methyl-2-(4-trifluoromethyl-phenyl)-thiazole-5-carbaldehyde (0.5 g, 1.84 mmole) in THF (20 mL) at 0°C, is added a solution of benzyl magnesium chloride in tetrahydrofuran (2.0M, 1.0 mL, 2 mmole) dropwise. The
5 reaction is stirred for 5 minutes and then warmed up to room temperature for 2hrs. The reaction is quenched with NH₄Cl (aq), partitioned between ethyl ether and water. Extracted the aqueous layer with ethyl ether. The combined organic is washed with brine, dried over Na₂SO₄, filtered and
10 concentrated. Column chromatography on silica gel gave the title compound.

Preparation 38

1-[2-(4-Bromo-phenyl)-4-isopropyl-oxazol-5-yl]-ethanol



Step A

2-(4-Bromo-phenyl)-4-isopropyl-oxazole-5-carboxylic acid ethyl ester

20 A solution of 4-bromo-benzoic acid (34.0 g, 0.169 mol) in DMF (450 mL) is treated at ambient temperature portionwise with NaH (6.4 g, 0.16 mol, 60 % oil dispersion). The suspension is heated to 90 °C and 2-chloro-4-methyl-3-oxo-pentanoic acid ethyl ester (27.7 g, 0.144 mol) is added
25 neat. The remaining chloride is washed into the reaction flask using DMF (25 mL). The reaction mixture is stirred for 18h, cooled, and treated with water (600 mL). The mixture is extracted with EtOAc (750 mL). The organic layer is washed with brine (2 x 250 mL), dried (Na₂SO₄), and
30 concentrated to a foam (56 g). This diester is dissolved in acetic acid (500 mL), treated at ambient temperature with

ammonium acetate (80 g, 1.0 mol), and heated at 120 °C for 20 h. The reaction mixture is cooled, concentrated, and partitioned between EtOAc (500 mL) and saturated NaHCO₃ solution (3 x 125 mL). The organic layer is dried (Na₂SO₄),
5 and concentrated. The crude product is purified by silica gel flash chromatography using hexanes:ethyl acetate (6:1) to give the title compound (26.6 g, 55%).

Step B

10 [2-(4-Bromo-phenyl)-4-isopropyl-oxazol-5-yl]-methanol
A solution of 2-(4-bromo-phenyl)-4-isopropyl-oxazole-5-carboxylic acid ethyl ester (20.6 g, 60.9 mmol) in THF (300 mL) is cooled in an ice-water bath and treated portionwise with LiAlH₄ (2.8 g, 73 mmol). The reaction is complete
15 after 1.5 h. Ice chips (~10g) are added to quench the excess hydride reagent, and anhydrous Na₂SO₄ (~50g) is added. The thick suspension is stirred 30 min, filtered through celite, and washed with THF (600 mL). The filtrate is dried (Na₂SO₄) and concentrated. The crude product is purified by
20 silica gel flash chromatography using hexanes:ethyl acetate (3:1) to give a white solid (17.9 g, 99%).

Step C

2-(4-Bromo-phenyl)-4-isopropyl-oxazole-5-carbaldehyde
25 A solution of [2-(4-bromo-phenyl)-4-isopropyl-oxazol-5-yl]-methanol (17.9 g, 60.4 mmol) in CH₂Cl₂ (450 mL) is treated at ambient temperature with acetic acid 1,1-diacetoxy-3-oxo-1•⁵-ioda-2-oxa-indan-1-yl ester (39 g, 92 mmol, Dess Martin reagent). The suspension is stirred 1 h and is partitioned
30 between 10% aqueous Na₂S₂O₃ solution (250 mL) and CH₂Cl₂ (150 mL). The organic layer is washed with saturated NaHCO₃ (2 x 250 mL), and the combined aqueous layers are back-extracted with Et₂O (300 mL). The combined organic layers are dried (Na₂SO₄) and concentrated. The crude product is purified by
35 silica gel flash chromatography using hexanes:ethyl acetate (6:1) to give an offwhite solid (14.4 g, 81%).

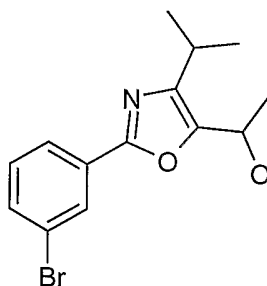
Step D

1-[2-(4-Bromo-phenyl)-4-isopropyl-oxazol-5-yl]-ethanol

A solution of 2-(4-bromo-phenyl)-4-isopropyl-oxazole-5-carbaldehyde (14.4 g, 84.9 mmol) in THF (300 mL) is cooled to -78 °C and treated dropwise with methyl magnesium bromide (25 mL, 75 mmol, 3M Et₂O). After 1 h, more methyl magnesium bromide (12 mL, 36 mmol) is added. The reaction mixture is stirred 1.5 h, and saturated NH₄Cl solution (10 ml) is added dropwise. The mixture is partitioned between saturated NH₄Cl solution (10 ml), 1N HCl (25 mL), and Et₂O (300 mL). The organic layer is washed with brine (150 mL), dried (Na₂SO₄), and concentrated. The crude product is purified by silica gel flash chromatography using hexanes:ethyl acetate (9:1 to 5:1) to give an offwhite solid (9.5 g, 63%).

15

Preparation 39

1-[2-(-bromo-phenyl)-4-isopropyl-oxazol-5-yl]-ethanol

By the sequence above as preparation 38, 4-bromo-benzoic acid is converted to 1-[2-(4-bromo-phenyl)-4-isopropyl-oxazol-5-yl]-ethanol.

2-(3-Bromo-phenyl)-4-isopropyl-oxazole-5-carboxylic acid
ethyl ester: 135 mmol scale, 35%

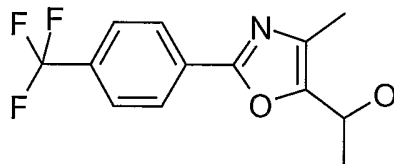
[2-(3-Bromo-phenyl)-4-isopropyl-oxazol-5-yl]-methanol: 45
mmol scale, 100%

2-(3-Bromo-phenyl)-4-isopropyl-oxazole-5-carbaldehyde: 45
mmol, 69%

1-[2-(3-Bromo-phenyl)-4-isopropyl-oxazol-5-yl]-ethanol: 29
mmol scale, 100%

30

Preparation 40

1-[4-Methyl-2-(4-trifluoromethyl-phenyl)-oxazol-5-yl]-
ethanol

5

Step 1

2-(4-tert-Butyl-benzoylamino)-propionic acid methyl ester
D,L Alanine methyl ester (18.5 g, 132 mmol), triethylamine
(42 mL, 300 mmol) and dichloromethane (300 mL) are stirred
10 in an ice/water bath. 4-(Trifluoromethyl)benzoyl chloride
(25 g, 120 mmol) is added dropwise and the resulting mixture
is allowed to stir for 20 hr at room temperature. 500 mL
water and 100 mL 1M hydrochloric acid are successively
added. The organic layer is separated, washed with 250 mL
15 each of saturated sodium hydrogen carbonate, water, and
brine, dried over anhydrous magnesium sulfate, filtered, and
concentrated to 100 mL volume. The mixture is diluted with
200 mL hexanes, cooled to 0°C for 1 hr, and the white solid
filtered and dried under vacuum to afford 2-(4-tert-Butyl-
20 benzoylamino)-propionic acid methyl ester, 26.5 g, 80%. MS
(ES): 276 (M⁺+1).

Step 2

2-(4-tert-Butyl-benzoylamino)-propionic acid

25 A mixture of 2-(4-tert-Butyl-benzoylamino)-propionic acid
methyl ester (26.3 g, 95.6 mmol), 200 mL 1M sodium
hydroxide, and 100 mL tetrahydrofuran is stirred at room
temperature 20 hr. The resulting clear solution is cooled
on an ice/water bath and the pH is adjusted to 2 with
30 concentrated hydrochloric acid. The product is extracted
with three 250 mL portions of ethyl acetate. The combined
extracts are washed with 100 mL each of water and brine,
dried over anhydrous magnesium sulfate, filtered, and

concentrated to afford 2-(4-tert-Butyl-benzoylamino)-propionic acid as a white solid, 24.6 g, 95%. MS M^+1 260.

Step 3

5 [4-Methyl-2-(4-trifluoromethyl-phenyl)-oxazol-5-yl]-methanol
To a solution of 2-(4-Trifluoromethyl-benzoylamino)-propionic acid (33.4 g, 128 mmol) is added oxalyl chloride (111 mL, 1.27 Mol) and 1 drop of DMF and the solution stirred overnight. The volatiles are removed in vacuo and
10 toluene (20 mL) is added. The toluene is then removed in vacuo. To the resultant crude oil is dissolve in 50 mL methylene chloride, cooled to 0 °C and triethylamine (27 mL, 192 mmol) is added followed by methanol (50 mL). After 3 hrs the volatiles are removed in vacuo and the crude oil
15 is purified by flash column chromatography (20%-50% ethyl acetate / hexanes) to provide 12.6 g (35%) of 4-Methyl-2-(4-trifluoromethyl-phenyl)-oxazole-5-carboxylic acid methyl ester. This ester (2.0 g, 7.0 mmol) is reduced to the alcohol by dissolution in THF (50 mL) and adding 4 eq. LiBH_4
20 (0.610 g, 28.0 mmol) to provide 1.8 g (100%) [4-Methyl-2-(4-trifluoromethyl-phenyl)-oxazol-5-yl]-methanol. MS M^+1 258.

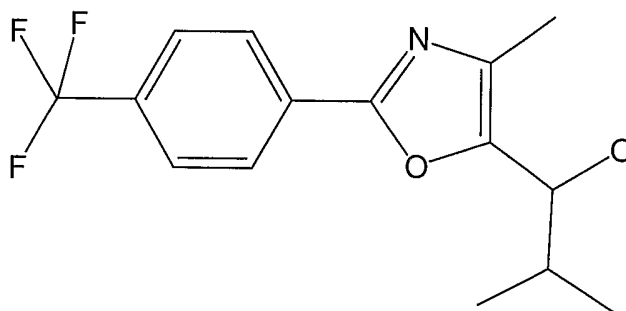
Step 4

4-Methyl-2-(4-trifluoromethyl-phenyl)-oxazole-5-carbaldehyde [4-Methyl-2-(4-trifluoromethyl-phenyl)-oxazol-5-yl]-methanol
25 (2.42 g, 9.41 mmol) and 100 mL dichloromethane are stirred at room temperature. Dess-Martin periodinane (8.0 g, 18.8 mmol) is added and the resulting mixture is stirred 4 hr at room temperature. The mixture is diluted with 100 mL saturated sodium hydrogen carbonate. The organic layer is
30 separated, washed with 50 mL each of water and brine, dried over anhydrous magnesium sulfate, filtered, and concentrated. The crude product is purified by silica gel chromatography eluting with a mixture of 8:2 hexanes:ethyl acetate affording 4-methyl-2-(4-trifluoromethyl-phenyl)-
35 oxazole-5-carbaldehyde as a white solid, 2.12 g, 89%. MS (M^+1) 256.

Step 51-[4-Methyl-2-(4-trifluoromethyl-phenyl)-oxazol-5-yl]-ethanol

A solution of 4-methyl-2-(4-trifluoromethyl-phenyl)-oxazole-5-carbaldehyde (1.32 g, 5.16 mmol) and 50 mL tetrahydrofuran is stirred at 0°C. Methyl magnesium bromide (2.2 mL, 6.71 mmol, 3M) is added dropwise and the resulting mixture is allowed to stir at room temperature 30 min. The reaction is not complete, so an additional amount of methyl magnesium bromide (1 mL, 3 mmol) is added and the reaction stirred an additional 1 hr at room temperature. The mixture is cooled on an ice/water bath and aqueous ammonium chloride (10 mL) is added. The product is extracted with three 75 mL portions of ethyl acetate, the combined extracts are dried over anhydrous magnesium sulfate, filtered and concentrated. The crude product is purified by silica gel chromatography eluting with a mixture of 1:1 hexanes:ethyl acetate to afford 1-[4-Methyl-2-(4-trifluoromethyl-phenyl)-oxazol-5-yl]-ethanol as an ivory solid, 1.12 g, 80%. MS (M⁺+1) 272.

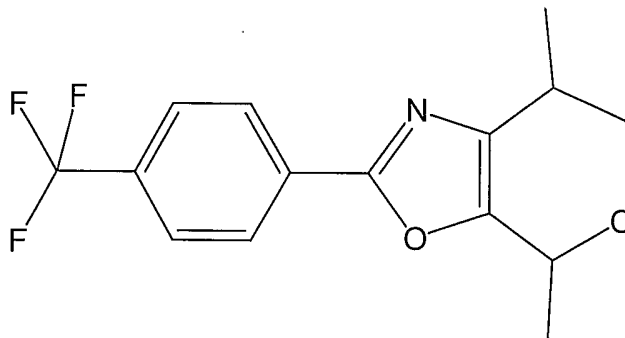
20

Preparation 412-Methyl-1-[4-methyl-2-(4-trifluoromethyl-phenyl)-oxazol-5-yl]-propan-1-ol

25

This compound is prepared in analogous fashion using preparation 40. **Steps 1-4** are identical as previously described. **Step 5** is performed using isopropyl magnesium bromide to afford 2-methyl-1-[4-methyl-2-(4-trifluoromethyl-phenyl)-oxazol-5-yl]-propan-1-ol.

30

Preparation 421-[4-Isopropyl-2-(4-trifluoromethyl-phenyl)-oxazol-5-yl]-ethanol

5

Step 12-chloro-4-methyl-3-oxo-pentanoic acid ethyl ester

Ethyl isobutyryl acetate (12.0 g, 75.85 mmol) is stirred at 0 °C in dichloromethane (75 mL). Sulfuryl chloride (6.5 mL, 10 80 mmol) is added dropwise and the resulting mixture is allowed to stir 20 hr at room temperature. The reaction mixture is cooled to 0°C and aqueous saturated sodium hydrogen carbonate (200 mL) is added cautiously. The layers are separated, the aqueous layer is washed with 15 dichloromethane (100 mL), the combined organic layers are washed with water and brine (100 mL each), dried over anhydrous magnesium sulfate, filtered, and concentrated to constant weight to give 2-chloro-4-methyl-3-oxo-pentanoic acid ethyl ester as a colorless oil, 14.6 g, 100%. MS 20 (M⁺+1) 193.

Step 24-Isopropyl-2-(4-trifluoromethyl-phenyl)-oxazole-5-carboxylic acid ethyl ester

25 Sodium Hydride, 60% mineral oil (1.9 g, 46.3 mmol) and dimethylformamide (50 mL) are stirred at room temperature and 4-(trifluoromethyl)benzoic acid (8.0 g, 42.1 mmol) is added. To the resulting slurry is added 2-chloro-4-methyl-3-oxo-pentanoic acid ethyl ester (8.5 g, 44.2 mmol) and the

resulting mixture is heated to 90 °C for 3 hr. The reaction mixture is cooled, diluted with water (100 mL), and product is extracted with ethyl acetate (100 mL). The organic layer is washed with water (three 100 mL portions) and brine (100 mL), dried over anhydrous magnesium sulfate, filtered, and concentrated to constant weight to give 4-trifluoromethyl-benzoic acid 1-ethoxycarbonyl-3-methyl-2-oxo-butyl ester as a colorless oil, 14.6 g, 100%. The resulting oil is stirred in a mixture of acetic acid (100 mL) and ammonium acetate (9.75 g, 126.5 mmol) at reflux 1 hr, then 20 hr at room temperature. The solvent is removed in vacuo and the residue is partitioned between aqueous saturated sodium hydrogen carbonate (100 mL) and ethyl acetate (100 mL. The layers are separated, the aqueous layer is washed with ethyl acetate (100 mL). The organic extracts are combined, washed with water and brine (100 mL each) dried over anhydrous magnesium sulfate, filtered, and concentrated. The residue is purified over silica eluting with 9:1 hexanes:ethyl acetate to afford 4-Isopropyl-2-(4-trifluoromethyl-phenyl)-oxazole-5-carboxylic acid ethyl ester as a white solid, 8.1 g, 60%. MS (M^+1) 328.

Step 3

[4-Isopropyl-2-(4-trifluoromethyl-phenyl)-oxazol-5-yl]-methanol

4-Isopropyl-2-(4-trifluoromethyl-phenyl)-oxazole-5-carboxylic acid ethyl ester (0.53 g, 1.62 mmol) is stirred in tetrahydrofuran (25 mL) at 0°C. Lithium aluminum hydride (0.122 g, 3.23 mmol) is added and the mixture is stirred 18 hr at room temperature. The mixture is diluted carefully with 1M aqueous hydrochloric acid (10 mL), and the product is extracted with ethyl acetate (three 75 mL portions). The extracts are combined, dried over anhydrous magnesium sulfate, filtered, and concentrated to afford [4-Isopropyl-2-(4-trifluoromethyl-phenyl)-oxazol-5-yl]-methanol as a white solid, 0.46 g, 100%. MS (M^+1) 286

Step 44-Isopropyl-2-(4-trifluoromethyl-phenyl)-oxazole-5-carbaldehyde

5 [4-Isopropyl-2-(4-trifluoromethyl-phenyl)-oxazol-5-yl]-
methanol (0.46 g, 1.612 mmol), Dess-Martin periodinane (1.36
g, 3.22 mmol) and dichloromethane (25 mL) are stirred 1 hr
at room temperature. The mixture is diluted with aqueous
saturated sodium hydrogen carbonate (100 mL) and
10 dichloromethane (100 mL). The layers are separated, the
aqueous layer is washed with dichloromethane (100 mL). The
organic phases are combined, washed with brine (50 mL), dried
over anhydrous magnesium sulfate, filtered, and concentrated
in vacuo. The product is purified over silica eluting with
15 3:1 hexanes:ethyl acetate to afford 4-Isopropyl-2-(4-
trifluoromethyl-phenyl)-oxazole-5-carbaldehyde as a white
solid, 0.41 g, 90%. MS (M^+1) 284.

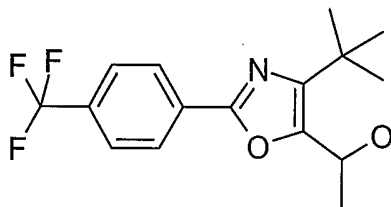
Step 5

20 1-[4-Isopropyl-2-(4-trifluoromethyl-phenyl)-oxazol-5-yl]-
ethanol

Followed a similar procedure in step 5 of preparation 40.

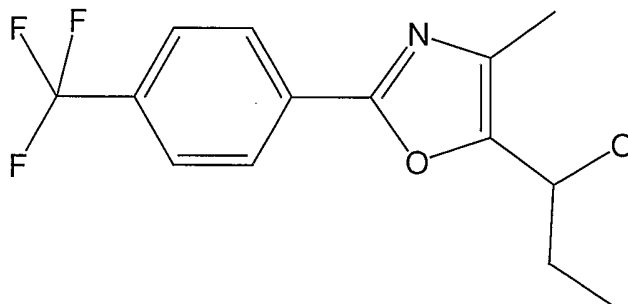
Preparation 43

25 1-[4-tert-Butyl-2-(4-trifluoromethyl-phenyl)-oxazol-5-yl]-
ethanol



This compound is prepared in a similar manner as Preparation
42 using ethyl pivaloyl acetate as starting material at step
30 1.

Preparation 44

1-[4-Methyl-2-(4-trifluoromethyl-phenyl)-oxazol-5-yl]-
propan-1-ol

5

Step 1

4-methyl-2-(4-trifluoromethyl-phenyl)-oxazole-5-carboxylic
acid methoxy-methyl-amide

To a solution of 2-(4-Trifluoromethyl-benzoylamino)-
10 propionic acid (5.0 g, 19.14 mmol) is added oxalyl chloride
(16.7 mL, 191.4 mmol) and 2 drops of DMF and the solution
stirred overnight. The volatiles are removed in vacuo and
toluene (20 mL) is added. The toluene is then removed in
vacuo. To the resultant crude oil is dissolve in
15 dichloromethane (100 mL), cooled to 0°C and triethylamine
(13.4 mL, 96 mmol) is added followed by N,O-dimethyl
hydroxylamine hydrochloride (9.4 g, 96 mmol). After 1 hr
the mixture is partitioned between 1M aqueous hydrochloric
acid and ethyl acetate. The organic layer is dried over
20 anhydrous magnesium sulfate, filtered, concentrated in
vacuo. The product is purified over silica eluting with 8:2
hexanes:ethyl acetate to afford 4-methyl-2-(4-
trifluoromethyl-phenyl)-oxazole-5-carboxylic acid methoxy-
methyl-amide as a white crystalline solid, 2.4 g, 40%. MS
25 (M⁺+1) 315.

Step 2

1-[4-methyl-2-(4-trifluoromethyl-phenyl)-oxazol-5-yl]-
propan-1-one

30 4-methyl-2-(4-trifluoromethyl-phenyl)-oxazole-5-carboxylic
acid methoxy-methyl-amide (1.0 g, 3.18 mmol) is stirred in

tetrahydrofuran (15 mL) at -78°C. Ethyl magnesium bromide, 3M/ether (2.1 mL, 4.14 mmol) is added and the mixture is warmed to room temperature. The mixture is diluted with aqueous saturated ammonium chloride and washed with ethyl acetate (three 50 mL portions). The combined ishes are dried over anhydrous magnesium sulfate, filtered and concentrated in vacuo. The residue is purified over silica eluting with 7:3 hexanes:ethyl acetate to afford 1-[4-methyl-2-(4-trifluoromethyl-phenyl)-oxazol-5-yl]-propan-1-one as an ivory solid, 0.70 g, 78%. MS (M⁺+1)284.

step 3

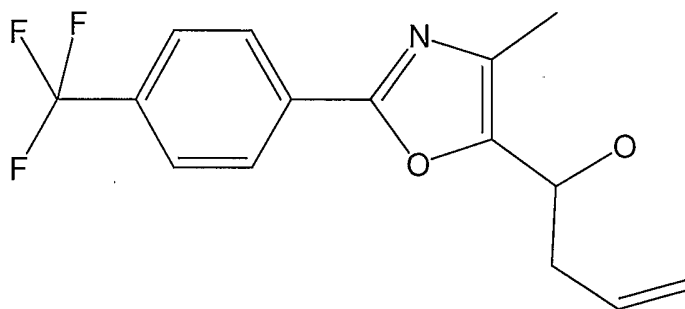
1-[4-methyl-2-(4-trifluoromethyl-phenyl)-oxazol-5-yl]-propan-1-ol

15 1-[4-methyl-2-(4-trifluoromethyl-phenyl)-oxazol-5-yl]-propan-1-one (0.68 g, 2.4 mmol) and tetrahydrofuran (5 mL) are stirred at 0°C. Lithium borohydride (0.14 g, 6.36 mmol) is added and the mixture is stirred 10 min at 0°C, and 30 min at room temperature. The mixture is diluted with 1M aqueous hydrochloric acid and washed with ethyl acetate (three 50 mL portions). The organic ishes are dried over anhydrous magnesium sulfate, filtered, and concentrated in vacuo. The residue is purified over silica eluting with 8:2 hexanes:ethyl acetate to 1:1 hexanes ethyl acetate to afford 1-[4-methyl-2-(4-trifluoromethyl-phenyl)-oxazol-5-yl]-propan-1-ol as ivory solid, 0.69 g, 100%. MS (M⁺+1)286.

Preparation 45

1-[4-Methyl-2-(4-trifluoromethyl-phenyl)-oxazol-5-yl]-but-3-en-1-ol

30

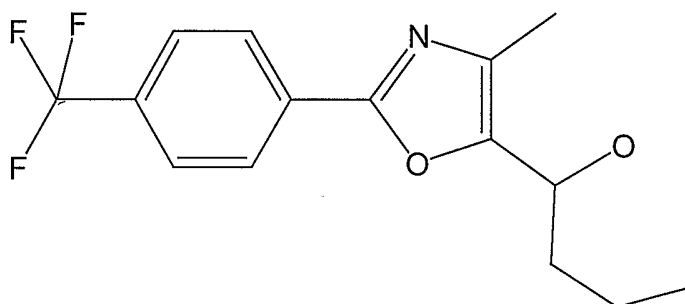


This compound is prepared in a similar manner as Preparation 44 using allyl magnesium bromide in step 2 as reagent.

5

Preparation 46

1-[4-Methyl-2-(4-trifluoromethyl-phenyl)-oxazol-5-yl]-
pentan-1-ol

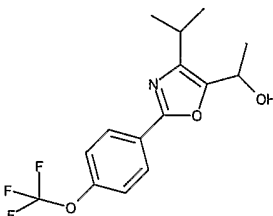


This compound is prepared in a similar manner as Preparation 44 using n-butyl lithium in step 2 as reagent.

10

Preparation 47

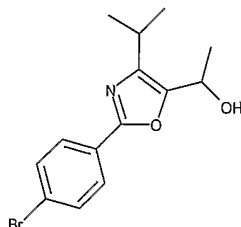
1-[4-Isopropyl-2-(4-trifluoromethoxy-phenyl)-oxazol-5-yl]-
ethanol



15

Preparation 48

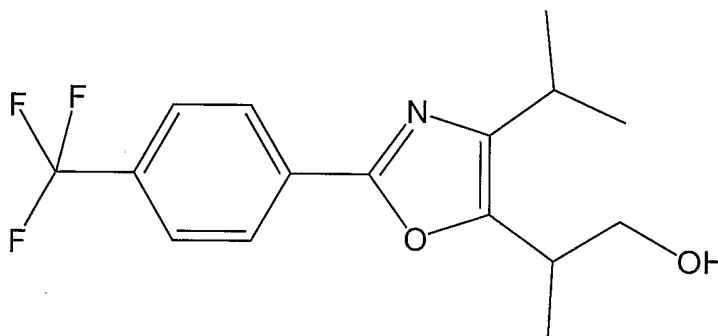
1-[2-(4-Bromo-phenyl)-4-isopropyl-oxazol-5-yl]-ethanol



5

Preparation 49

2-[4-Isopropyl-2-(4-trifluoromethyl-phenyl)-oxazol-5-yl]-propan-1-ol



Step 1

10 4-Isopropyl-2-(4-trifluoromethyl-phenyl)-4H-oxazol-5-one
 3-Methyl-2-(4-trifluoromethyl-benzoylamino)-butyric acid
 methyl ester (4.75 g, 16.42 mmol) is dissolved in acetic
 anhydride (25 mL) and heated to 95°C for 3 hr. The mixture
 is concentrated in vacuo and the residue is partitioned
 15 between aqueous saturated sodium hydrogen carbonate (100 mL)
 and ethyl acetate (100 mL) the layers are separated, the
 organic phase is washed with water and brine (100 mL each),
 dried over anhydrous magnesium sulfate, filtered,
 concentrated in vacuo, and purified over silica gel eluting
 20 with 9:1 hexanes:ethyl acetate to afford 4-Isopropyl-2-(4-
 trifluoromethyl-phenyl)-4H-oxazol-5-one as a colorless oil
 which solidifies to a white crystalline solid on standing,
 4.14 g, 93%. MS ($M^+ + 1$) 272.

25

Step 2

2-[4-Isopropyl-2-(4-trifluoromethyl-phenyl)-oxazol-5-yl]-
propionic acid ethyl ester

4-Isopropyl-2-(4-trifluoromethyl-phenyl)-4H-oxazol-5-one
5 (1.0 g, 3.69 mmol) and (carbethoxyethylidene)triphenyl-
phosphorane (2.67 g, 7.37 mmol) are stirred in toluene (20
mL) at reflux 3 hr. The mixture is concentrated in vacuo
and the residue is purified over silica eluting with 9:1
hexanes:ethyl acetate affording 2-[4-Isopropyl-2-(4-
10 trifluoromethyl-phenyl)-oxazol-5-yl]-propionic acid ethyl
ester as a pale orange oil, 1.11g, 85%. MS (M^+1) 356.

Step 3

2-[4-Isopropyl-2-(4-trifluoromethyl-phenyl)-oxazol-5-yl]-
15 propan-1-ol

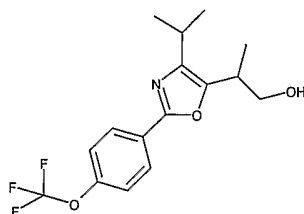
2-[4-Isopropyl-2-(4-trifluoromethyl-phenyl)-oxazol-5-yl]-
propionic acid ethyl ester (1.11 g, 3.12 mmol) and
tetrahydrofuran (50 mL) are cooled to 0°C. Lithium aluminum
hydride (0.24g, 6.25 mmol) is added and the resulting
20 mixture is stirred 20 hr at room temperature. The mixture
is cooled to 0°C and 1M aqueous hydrochloric acid (50 mL) is
carefully added. The mixture is then diluted with ethyl
acetate (100 mL) and the layers are separated. The aqueous
layer is washed with ethyl acetate (100 mL) and the organic
25 ishes are combined, washed with water and brine (50 mL
each), dried over anhydrous magnesium sulfate, filtered and
concentrated to constant weight to give 2-[4-Isopropyl-2-(4-
trifluoromethyl-phenyl)-oxazol-5-yl]-propan-1-ol as a pale
orange oil, 1.03 g, 100%. MS (M^+1) 314.

30

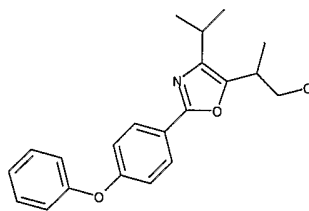
The following compound is made in similar manner:

Preparation 50

2-[4-Isopropyl-2-(4-trifluoromethoxy-phenyl)-oxazol-5-yl]-
propan-1-ol

**Preparation 51**

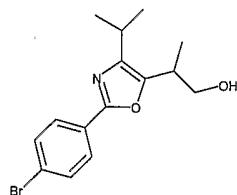
2-[4-Isopropyl-2-(4-phenoxy-phenyl)-oxazol-5-yl]-propan-1-ol



5

Preparation 52

2-[2-(4-Bromo-phenyl)-4-isopropyl-oxazol-5-yl]-propan-1-ol

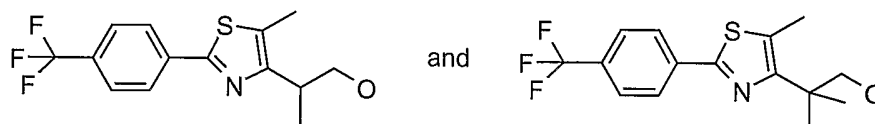


10

Preparation 53

2-[5-Methyl-2-(4-trifluoromethyl-phenyl)-thiazol-4-yl]-propan-1-ol and 2-Methyl-2-[5-methyl-2-(4-trifluoromethyl-phenyl)-thiazol-4-yl]-propan-1-ol

15

**Step A**

4-Bromo-2-methyl-3-oxo-pentanoic acid methyl ester and 4-Bromo-2,2-dimethyl-3-oxo-pentanoic acid methyl ester

20

A solution of bromine (18.4 g, 115 mmol) in chloroform (30 mL) is added to a mixture of 2-methyl-3-oxo-pentanoic acid methyl ester and 2,2-dimethyl-3-oxo-pentanoic acid methyl

ester (16.5 g) in chloroform (120 mL) at 0-5 °C dropwise. After the addition of bromine, the mixture is allowed to warm up to room temperature slowly and stirred overnight. The reaction is then quenched by ice water, the layers are
5 separated. The organic layer is washed with cold water and brine, dried over sodium sulfate. Concentration gave the title compounds, which is used for next step without further purification.

10

Step B

2-[5-Methyl-2-(4-trifluoromethyl-phenyl)-thiazol-4-yl]-propionic acid methyl ester and 2-Methyl-2-[5-methyl-2-(4-trifluoromethyl-phenyl)-thiazol-4-yl]-propionic acid methyl ester

15 A mixture of 4-Trifluoromethyl-thiobenzamide (7.70 g, 37.5 mmol) and the crude product from step A (9.0 g, 40 mmol) in ethanol (500 mL) is heated to reflux for 4 days. Solvent is evaporated and the residue is purified by chromatography on silica gel yielding the title compounds (11 g).

20

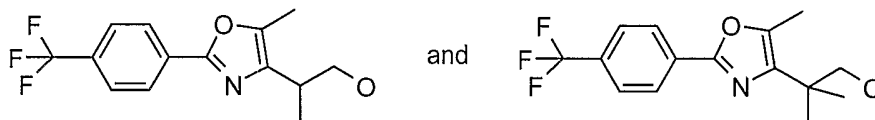
Step C

2-[5-Methyl-2-(4-trifluoromethyl-phenyl)-thiazol-4-yl]-propan-1-ol and 2-Methyl-2-[5-methyl-2-(4-trifluoromethyl-phenyl)-thiazol-4-yl]-propan-1-ol

25 To a solution of 2-[5-Methyl-2-(4-trifluoromethyl-phenyl)-thiazol-4-yl]-propionic acid methyl ester and 2-Methyl-2-[5-methyl-2-(4-trifluoromethyl-phenyl)-thiazol-4-yl]-propionic acid methyl ester (10.6 g) in THF (50 mL) is added a solution of lithium aluminum hydride in THF (1.0 M, 33 mL)
30 at 0 °C. After 2 hrs, the reaction is quenched by water and sodium hydroxide, filtered, concentrated. Chromatography on silica gel gave 2-[5-Methyl-2-(4-trifluoromethyl-phenyl)-thiazol-4-yl]-propan-1-ol (4.3 g) and 2-Methyl-2-[5-methyl-2-(4-trifluoromethyl-phenyl)-thiazol-4-yl]-propan-1-ol (2.6
35 g).

Preparation 54

2-[5-Methyl-2-(4-trifluoromethyl-phenyl)-oxazol-4-yl]-propan-1-ol and 2-Methyl-2-[5-methyl-2-(4-trifluoromethyl-phenyl)-oxazol-4-yl]-propan-1-ol



5

Step A

4-Bromo-2-methyl-3-oxo-pentanoic acid methyl ester and 4-Bromo-2,2-dimethyl-3-oxo-pentanoic acid methyl ester

A solution of bromine (18.4 g, 115 mmol) in chloroform (20 mL) is added to a mixture of 2-methyl-3-oxo-pentanoic acid methyl ester and 2,2-dimethyl-3-oxo-pentanoic acid methyl ester (ca. 115 mmol) in chloroform (120 mL) at 0-5 °C dropwise. After the addition of bromine, the mixture is allowed to warm up to room temperature slowly and stirred overnight. The reaction is then quenched by ice water, the layers are separated. The organic layer is washed with cold water and brine, dried over sodium sulfate. Concentration gave the title compounds, which is used for next step without further purification.

20

Step B

2-[5-Methyl-2-(4-trifluoromethyl-phenyl)-oxazol-4-yl]-propionic acid methyl ester and 2-Methyl-2-[5-methyl-2-(4-trifluoromethyl-phenyl)-oxazol-4-yl]-propionic acid methyl ester

25

To a solution of 4-Trifluoromethyl-benzoic acid (7.6 g, 40 mmol) in methanol (100 mL) is added sodium hydroxide (1.6 g, 40 mmol), stirred for 30 min, methanol is evaporated. The residue is taken into DMF (50 mL) and the crude product from step A (10 g) is added. The mixture is stirred overnight, diluted with ethyl acetate, washed with water and brine, dried over sodium sulfate, concentrated. The residue is taken into ethanol (150 mL) and treated with ammonium

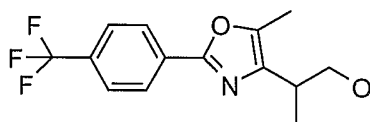
30

acetate (6.17 g) and heated at 70 °C for 12 hrs. Ethanol is evaporated, the residue is mixed with ammonium acetate (12.3 g) in glacial acid (750 mL) and heated at 100 °C for 2 days. Solvent is evaporated and the residue is taken into ethyl
5 acetate, washed with water and brine, dried. Chromatography on silica gel gave 2-[5-Methyl-2-(4-trifluoromethyl-phenyl)-oxazol-4-yl]-propionic acid methyl ester (3.40g) and 2-Methyl-2-[5-methyl-2-(4-trifluoromethyl-phenyl)-oxazol-4-yl]-propionic acid methyl ester (2.80 g).

10

Step C

2-[5-Methyl-2-(4-trifluoromethyl-phenyl)-oxazol-4-yl]-
propan-1-ol

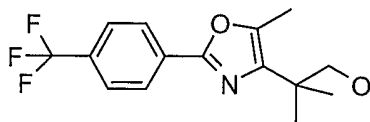


15 To a solution of 2-[5-methyl-2-(4-trifluoromethyl-phenyl)-oxazol-4-yl]-propionic acid methyl ester (3.4 g) from step B in THF (20 mL) is added a solution of lithium aluminum hydride in THF (1.0 M, 14 mL) at 0 °C. After 2 hrs, the reaction is quenched by water and sodium hydroxide,
20 filtered, concentrated. Chromatography on silica gel gave 2-[5-Methyl-2-(4-trifluoromethyl-phenyl)-oxazol-4-yl]-propan-1-ol (0.88 g).

Step D

and 2-Methyl-2-[5-methyl-2-(4-trifluoromethyl-phenyl)-
oxazol-4-yl]-propan-1-ol

25

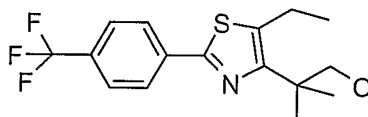


To a solution of 2-methyl-2-[5-methyl-2-(4-trifluoromethyl-phenyl)-oxiazol-4-yl]-propionic acid methyl ester (2.8 g) from step B in THF (14 mL) is added a solution of lithium
30 aluminum hydride in THF (1.0 M, 13 mL) at 0 °C. After 2 hrs, the reaction is quenched by water and sodium hydroxide, filtered, concentrated. Chromatography on silica gel gave 2-

Methyl-2-[5-methyl-2-(4-trifluoromethyl-phenyl)-oxazol-4-yl]-propan-1-ol (2.3 g).

Preparation 55

5 2-Methyl-2-[5-ethyl-2-(4-trifluoromethyl-phenyl)-thiazol-4-yl]-propan-1-ol



Step A

10 4-Bromo-2,2-dimethyl-3-oxo-hexanoic acid methyl ester

A solution of bromine (24 g, 150 mmol) in chloroform (30 mL) is added to 2,2-dimethyl-3-oxo-hexanoic acid methyl ester (25.9 g, 150 mmol) in chloroform (126 mL) at 0-5 °C dropwise. After the addition of bromine, the mixture is allowed to warm up to room temperature slowly and stirred overnight. The reaction is then quenched by ice water, the layers are separated. The organic layer is washed with cold water and brine, dried over sodium sulfate. Concentration gave the title compounds (36.9 g), which is used for next step without further purification.

15
20

Step B

25 2-Methyl-2-[5-ethyl-2-(4-trifluoromethyl-phenyl)-thiazol-4-yl]-propionic acid methyl ester

A mixture of 4-Trifluoromethyl-thiobenzamide (12.3 g, 60 mmol) and the crude product from step A (16.6 g, 66 mmol) in ethanol (600 mL) is heated to reflux for 3 days. Solvent is evaporated and the residue is purified by chromatography on silica gel yielding the title compounds (14.5 g).

30

Step C

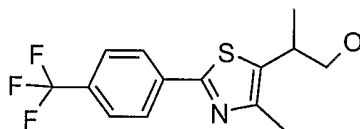
2-Methyl-2-[5-ethyl-2-(4-trifluoromethyl-phenyl)-thiazol-4-yl]-propan-1-ol

To a solution of 2-Methyl-2-[5-ethyl-2-(4-trifluoromethyl-phenyl)-thiazol-4-yl]-propionic acid methyl ester (14.5 g, 40.6 mmol) in THF (100 mL) is added a solution of lithium aluminum hydride in THF (1.0 M, 41 mL) at 0 °C. After 2 hrs, the reaction is quenched by water and sodium hydroxide, filtered, concentrated. Chromatography on silica gel gave 2-Methyl-2-[5-ethyl-2-(4-trifluoromethyl-phenyl)-thiazol-4-yl]-propan-1-ol (12.3 g).

10

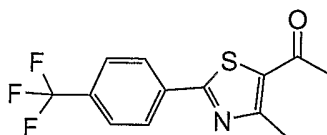
Preparation 56

2-[4-Methyl-2-(4-trifluoromethyl-phenyl)-thiazol-5-yl]-propan-1-ol

**Step A**

15

1-[4-Methyl-2-(4-trifluoromethyl-phenyl)-thiazol-5-yl]-ethanone

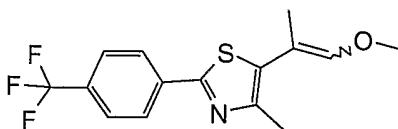


A mixture of 1-[4-Methyl-2-(4-trifluoromethyl-phenyl)-thiazol-5-yl]-ethanol (1.0 g, 3.48 mmol) and MnO₂ (0.45 g, 5.22 mmol) in chloroform (30 mL) is heated to reflux, after 24 hrs, additional MnO₂ (300 mg) is added and refluxed for another 9 hrs, the reaction mixture is filtered through celite. Concentration of filtrate gave the title compound (1.0 g).

25

Step B

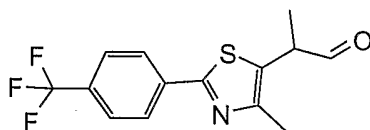
5-(2-Methoxy-1-methyl-vinyl)-4-methyl-2-(4-trifluoromethyl-phenyl)-thiazole



To a solution of (methoxymethyl)triphenyl phosphonium chloride (15.5 g, 45.2 mmole) in toluene (330 mL) is added potassium t-butoxide (5.07 g, 45.2 mmole) in one portion and stirred for 30 minutes, then a solution of 1-[4-Methyl-2-(4-trifluoromethyl-phenyl)-thiazol-5-yl]-ethanone (8.6 g, 30.1 mmole) in toluene (20 mL) is added. The reaction is stirred for 4 hours, quenched by NH₄Cl aqueous solution, extracted with ethyl acetate and then concentrated on rota vapor. The residue is purified on a silica gel column, eluting with 0-10% ethyl acetate in hexane and concentrated to provide the title compound (7.0 g).

Step C

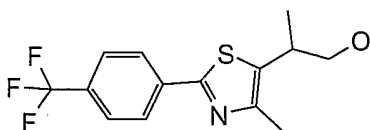
2-[4-Methyl-2-(4-trifluoromethyl-phenyl)-thiazol-5-yl]-propionaldehyde



5-(2-Methoxy-1-methyl-vinyl)-4-methyl-2-(4-trifluoromethyl-phenyl)-thiazole (7.0 g, 22.3 mmol) in THF (200 mL) is treated with concentrated HCl aqueous solution (7 mL) at 50°C for 2 hours. The reaction mixture is diluted with ethyl acetate, washed with sodium bicarbonate aqueous solution, dried over sodium sulfate. Concentration and column chromatography on silica gel provided the title compound (3.5 g).

Step D

2-[4-methyl-2-(4-trifluoromethyl-phenyl)-thiazol-5-yl]-propan-1-ol

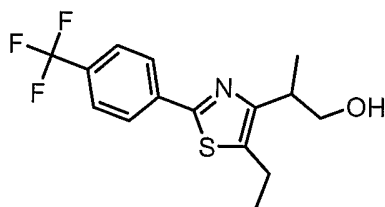


To a solution of 2-[4-methyl-2-(4-trifluoromethyl-phenyl)-thiazol-5-yl]-propionaldehyde (2.0 g, 6.68 mmol) in ethanol (30 mL) is added to NaBH₄ (0.25 g, 6.6 mmol) in portions at

0 °C. The reaction is kept at 0°C for 15 minutes and warmed up to room temperature for 2 hours. The reaction is quenched using water, extracted with ethyl acetate, dried over sodium sulfate. Concentration and column chromatography on silica gel eluted with hexanes and ethyl acetate gave the title compound (2.0 g).

Preparation 57

2-[5-Ethyl-2-(4-trifluoromethyl-phenyl)-thiazol-4-yl]-propan-1-ol



Step A

3-Oxo-hexanoic acid ethyl ester (29.5 g, 0.1865 Mol) is dissolved into anhydrous dichloromethane (DCM) (400 mL) and then cooled to 0°C-5°C while stirring. A solution of bromine (30.4 g, 0.190 Mol) in DCM (80 mL) is added dropwise over 2h. to the solution of the beta keto-ester. After the addition, the mixture is allowed to stir 0.5h. at 0°C, then the ice bath is removed and the mixture is allowed to stir at room temperature for 18h. TLC will show complete consumption of starting material, then ice water (200 g) is added with stirring. The organic layer is collected and washed with cold water (2X) and brine. The filtered solution is dried over anhydrous sodium sulfate, then concentrated to a clear liquid. The crude 4-Bromo-3-oxo-hexanoic acid ethyl ester (40.2 g, 0.1695 Mol), 91% yield, is used without further purification.

Step B

4-Bromo-3-oxo-hexanoic acid ethyl ester (4.68 g, 20.98 mmol) is dissolved into denatured ethanol (100 mL) and para-trifluoromethyl thiobenzamide (4.31 g, 21 mmol) is added in one portion. The reaction is purged of air and flushed with nitrogen then heated to reflux. The reaction is monitored

by TLC and HPLC and when complete, the reaction is allowed to cool to room temperature. The solvent is removed and the reaction is diluted with ethyl acetate (200 mL), followed by washes with saturated sodium bicarbonate solution, water, and brine. The ethyl acetate solution is dried over anhydrous sodium sulfate, then concentrated and further purified using flash column chromatography (10% EtOAc/Hexanes) to yield pure [5-Ethyl-2-(4-trifluoromethyl-phenyl)-thiazol-4-yl]-acetic acid ethyl ester (5.09 g, 14.82 mmol) or 71% yield.

10

Step C

[5-Ethyl-2-(4-trifluoromethyl-phenyl)-thiazol-4-yl]-acetic acid ethyl ester (2.02 g, 6.13 mmol) is dissolved into anhydrous tetrahydrofuran (THF) (10 mL) and lithium diisopropylamide (LDA) is slowly added at room temperature. This solution is allowed to stir at room temperature and monitored by TLC. After complete conversion, methyl iodide (582 mg, 4.00 mmol) is added slowly and the reaction is followed by TLC. After 18h., the reaction is not complete, but is quenched with saturated ammonium chloride solution and diluted with diethyl ether. The two phases are separated and the organic layer is washed with water and brine, dried over anhydrous sodium sulfate, then concentrated and purified using flash column chromatography (10% EtOAc/Hexanes). The pure 2-[5-Ethyl-2-(4-trifluoromethyl-phenyl)-thiazol-4-yl]-propionic acid ethyl ester (1.30 g, 3.64 mmol) is obtained in 59% yield.

15

20

25

Step D

2-[5-Ethyl-2-(4-trifluoromethyl-phenyl)-thiazol-4-yl]-propionic acid ethyl ester (1.05 g, 3.06 mmol) is dissolved into anhydrous tetrahydrofuran (THF) (10 mL) and then cooled to 0°C with stirring. Lithium aluminum hydride (3.10 mL, 1M in THF, 3.10 mmol) is slowly added by syringe and the reaction is monitored by TLC. Upon complete conversion, the reaction is carefully quenched using water, base, and water. Celite is added to the reaction, followed by diethyl ether and the mixture is then filtered through a celite plug. The two phases are then separated and the organic layer is

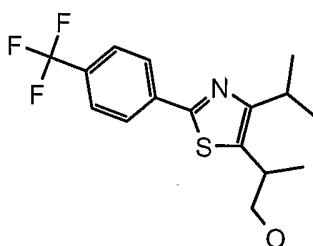
30

35

washed using water and brine. The organic layer is the dried over anhydrous sodium sulfate and concentrated. The pure 2-[5-Ethyl-2-(4-trifluoromethyl-phenyl)-thiazol-4-yl]-propan-1-ol (0.930 g, 2.95 mmol) is obtained in 95% yield after flash column chromatography.

Preparation 58

2-[4-Isopropyl-2-(4-trifluoromethyl-phenyl)-thiazol-5-yl]-propan-1-ol



Step A

4-Isopropyl-2-(4-trifluoromethyl-phenyl)-thiazole-5-carboxylic acid methyl ester (14 g, 40.1 mmol) is dissolved into anhydrous tetrahydrofuran (THF) (200 mL) and then cooled to -30°C while stirring under nitrogen. N-methyl, N-methoxy amine hydrochloride (0.881 g, 9.04 mmol) is then added to the solution in one portion. Isopropyl magnesium chloride (8.73 mL, 2M soln. in THF, 17.46 mmol) is slowly added to the cooled suspension over 1h. TLC will show complete consumption of starting material, then 30% solution of ammonium chloride is added with stirring. The reaction is diluted with diethyl ether and extracted. The organic layer is collected and washed with cold water (2X) and brine. The solution is then dried over anhydrous sodium sulfate, filtered, and concentrated. The 4-Isopropyl-2-(4-trifluoromethyl-phenyl)-thiazole-5-carboxylic acid methoxy-methyl-amide (0.705 g, 1.97 mmol) is obtained in pure form after flash column chromatography.

Step B

4-Isopropyl-2-(4-trifluoromethyl-phenyl)-thiazole-5-carboxylic acid methoxy-methyl-amide (7.56 g, 21.09 mmol) is suspended in anhydrous tetrahydrofuran (100 mL), and cooled

to 0°C with stirring under nitrogen. Methyl magnesium bromide (28 mL, 3.0M in diethyl ether, 84.36 mmol) is slowly added to the reaction over 1h. The reaction is allowed to warm slowly to room temperature and monitored by TLC. Upon
5 complete consumption of starting material, the reaction is carefully neutralized with 1N hydrochloric acid, extracted with diethyl ether, washed, dried, and concentrated. The 1-[4-Isopropyl-2-(4-trifluoromethyl-phenyl)-thiazol-5-yl]-
10 ethanone (5.4 g, 17.23 mmol) 82% yield, is used without further purification.

Step C

(Methoxymethyl)triphenylphosphonium chloride (8.86 g, 25.84 mmol) is suspended in anhydrous toluene (75 mL) and
15 potassium tert-butoxide (2.90 g, 25.84 mmol) is carefully added. The solution is allowed to cool and stir at room temperature for 1h. 1-[4-Isopropyl-2-(4-trifluoromethyl-phenyl)-thiazol-5-yl]-ethanone (5.4 g, 17.23 mmol) is then dissolved into anhydrous toluene (25 mL) and added to the reaction mixture by syringe. The reaction is allowed to
20 stir at room temperature for several hours and is monitored by TLC. Upon complete consumption of starting material, the reaction is carefully quenched with saturated ammonium chloride solution, extracted with diethyl ether, washed, dried, and concentrated. The 4-Isopropyl-5-(2-methoxy-1-
25 methyl-vinyl)-2-(4-trifluoromethyl-phenyl)-thiazole is used in the next step without further purification.

Step D

4-Isopropyl-5-(2-methoxy-1-methyl-vinyl)-2-(4-trifluoromethyl-phenyl)-thiazole is dissolved into anhydrous
30 tetrahydrofuran (100 mL) and concentrated hydrochloric acid (5 mL) is added with stirring under nitrogen. The reaction is heated to 50°C and monitored by TLC. Upon complete consumption of starting material, the reaction is carefully neutralized with sodium hydroxide, extracted with diethyl
35 ether, washed, dried, and concentrated. The 2-[4-Isopropyl-2-(4-trifluoromethyl-phenyl)-thiazol-5-yl]-propionaldehyde

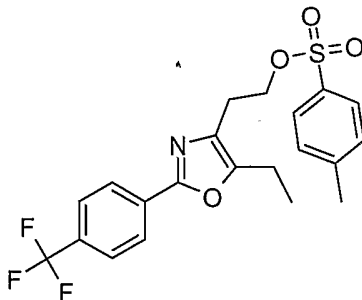
(4.6 g, 14.05 mmol), 82% two steps, is obtained in pure form after flash column chromatography.

Step E

2-[4-Isopropyl-2-(4-trifluoromethyl-phenyl)-thiazol-5-yl]-propionaldehyde (4.05 g, 12.5 mmol) is dissolved into denatured ethanol (60 mL) at room temperature then cooled to 0°C in an ice bath. Sodium borohydride (0.467 g, 12.5 mmol) is then carefully added in small portions. The reaction is allowed to warm slowly to room temperature and is monitored by TLC. Upon complete consumption of starting material, the reaction is carefully quenched with water and diluted with ethyl acetate. The ethanol is removed and the residue is extracted with ethyl acetate, washed, dried, and concentrated. The 2-[4-Isopropyl-2-(4-trifluoromethyl-phenyl)-thiazol-5-yl]-propan-1-ol (4.0 g, 12.14 mmol), 97%, is obtained in pure form after flash column chromatography.

Preparation 59

Toluene-4-sulfonic acid 2-[5-ethyl-2-(4-trifluoromethyl-phenyl)-oxazol-4-yl]-ethyl ester



Step A

To a solution of •••••-trifluoromethyl-para-toluic acid (5.0 g, 26.3 mmol) in anhydrous acetone (100 mL) at 0°C under nitrogen is added 4-bromo-3-oxo-hexanoic acid ethyl ester (6.4 g, 27 mmol) and triethyl amine (3.5 mL, 27 mmol). The mixture is allowed to stir 0.5h. at 0°C, then the ice bath is removed and the mixture allowed to stir at room temperature for 18h. The reaction is monitored by TLC and HPLC until complete consumption of starting material, then ice water added with stirring and the mixture is extracted.

The organic layer is collected and washed with brine, then dried over anhydrous sodium sulfate. The crude 4-Trifluoromethyl-benzoic acid 3-ethoxycarbonyl-1-ethyl-2-oxo-propyl ester is used in the next step without further
5 purification.

Step B

4-Trifluoromethyl-benzoic acid 3-ethoxycarbonyl-1-ethyl-2-oxo-propyl ester (25 mmol) is dissolved in acetic acid (100 mL) and dry ammonium acetate (10 g, 100 mmol) is added, then
10 the reaction is heated under nitrogen to reflux. The reaction is monitored by TLC and HPLC but complete consumption of the starting material is never observed, and then allowed to cool. The cooled reaction is concentrated and diluted with 250 mL ethyl acetate. The residue is
15 washed with 100 mL saturated sodium bicarbonate followed by water and brine. The organic layer is dried over anhydrous sodium sulfate, then concentrated and purified by column chromatography. The fractions that contained pure product are concentrated to yield [5-Ethyl-2-(4-trifluoromethyl-
20 phenyl)-oxazol-4-yl]-acetic acid ethyl ester (4.0 g, 12.22 mmol) or 50% yield.

Step C

[5-Ethyl-2-(4-trifluoromethyl-phenyl)-oxazol-4-yl]-acetic acid ethyl ester (4.0 g, 12.22 mmol) in anhydrous
25 tetrahydrofuran (100 mL) is cooled to 0 °C and a 1M LiAlH₄ (12.2 mL, 12.2 mmol) solution is added slowly. The reaction is monitored by TLC until complete consumption of the starting material. The reaction is then carefully quenched with 2.4 mL water, 2.4 mL 5N NaOH and 7 mL water. The light
30 tan solid is filter through celite and dried to give crude 2-[5-Ethyl-2-(4-trifluoromethyl-phenyl)-oxazol-4-yl]-ethanol (2.74 g, 9.60 mmol) or 79% yield.

Step D

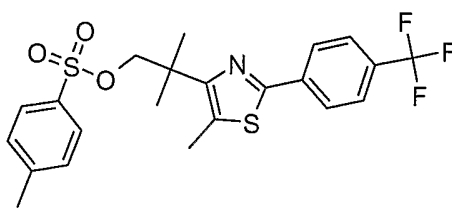
To a solution of 2-[5-Ethyl-2-(4-trifluoromethyl-phenyl)-oxazol-4-yl]-ethanol 2.74 g, 9.60 mmol) in anhydrous
35 dichloromethane (50 mL) is added dimethylamino pyridine (0.500 g, 4.00 mmol), tosic anhydride (8.4 g, 24 mmol), and

pyridine (3.4 mL, 42 mmol) at room temperature. The reaction is monitored by TLC, and upon complete consumption of the starting alcohol, the reaction is diluted with DCM and extracted against saturated sodium bicarbonate solution. The organic layer is washed with water and brine, then dried over anhydrous sodium sulfate and concentrated. The pure toluene-4-sulfonic acid 2-[5-ethyl-2-(4-trifluoromethyl-phenyl)-oxazol-4-yl]-ethyl ester (3.0 g, 6.82 mmol) is obtained after flash column chromatography.

10

Preparation 60

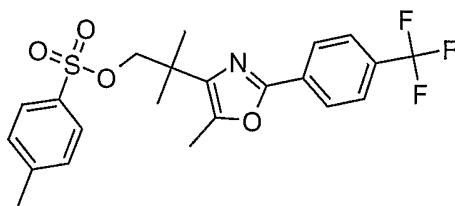
Toluene-4-sulfonic acid 2-methyl-2-[5-methyl-2-(4-trifluoromethyl-phenyl)-thiazol-4-yl]-propyl ester



15

Preparation 61

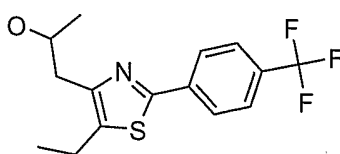
Toluene-4-sulfonic acid 2-methyl-2-[5-methyl-2-(4-trifluoromethyl-phenyl)-oxazol-4-yl]-propyl ester



20

Preparation 62

1-[5-Ethyl-2-(4-trifluoromethyl-phenyl)-thiazol-4-yl]-propan-2-ol



25

Step A

To a solution of 2-[5-Ethyl-2-(4-trifluoromethyl-phenyl)-thiazol-4-yl]-ethanol (1.25 g, 4.16 mmol) in anhydrous dichloromethane (25 mL) at 0°C under nitrogen is slowly
5 added Dess-Martin periodinane (2.6 g, 6.24 mmol). The reaction is allowed to warm slowly to room temperature and monitored by TLC. After complete consumption of the starting material, the reaction is diluted with
10 dichloromethane and the two phases are separated. The organic layer is washed, dried, filtered and concentrated. The crude [5-Ethyl-2-(4-trifluoromethyl-phenyl)-thiazol-4-yl]-acetaldehyde (0.253 g, 0.840 mmol), 21% yield, is further purified using flash column chromatography.

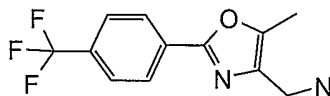
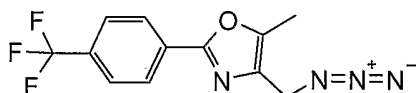
Step B

15 [5-Ethyl-2-(4-trifluoromethyl-phenyl)-thiazol-4-yl]-acetaldehyde (0.253 g, 0.840 mmol), is dissolved in anhydrous tetrahydrofuran (5 mL) and cooled to 0°C with stirring under nitrogen. Methylmagnesium bromide, 3.0M in ether, (0.300 mL, 1.00 mmol) is added and the ice bath
20 removed. After slowly warming to room temperature, the reaction is monitored by TLC. After the starting material is completely consumed, the reaction is quenched with saturated ammonium chloride solution and diluted with ether. The two phases are separated and the organic washed with
25 water and brine, dried over sodium sulfate, then concentrated. The residue is further purified using flash column chromatography. The 1-[5-Ethyl-2-(4-trifluoromethyl-phenyl)-thiazol-4-yl]-propan-2-ol (0.222 g, 0.7049 mmol) is formed in 70% yield.

30

Preparation 63

C-[5-Methyl-2-(4-trifluoromethyl-phenyl)-oxazol-4-yl]-
methylamine

**Step A**4-Azidomethyl-5-methyl-2-(4-trifluoromethyl-phenyl)-oxazole

5 To a solution of 4-chloromethyl-5-methyl-2-(4-trifluoromethyl-phenyl)-oxazole (2.4 g, 8.71 mmol) in methanol (13 mL) is added sodium azide (1.13 g, 17.4 mmol) in water (10 mL). The mixture is heated to reflux for 3 hrs, cooled to room temperature, majority of the methanol is
 10 evaporated, the residue is extracted with ethyl acetate, dried, concentrated and column chromatography on silica gel gave the title compound (2.10 g).

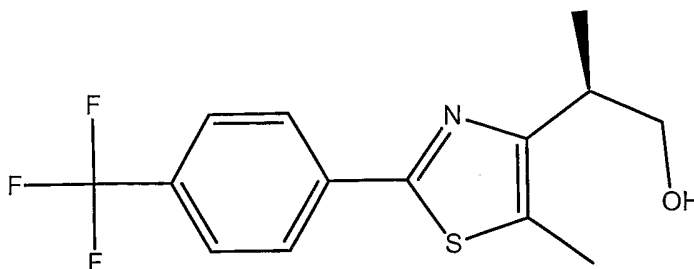
Step B

15 C-[5-Methyl-2-(4-trifluoromethyl-phenyl)-oxazol-4-yl]-methylamine

A mixture of 4-azidomethyl-5-methyl-2-(4-trifluoromethyl-phenyl)-oxazole (1.70 g) and PtO₂ (0.106 g) in ethyl acetate (50 mL) at room temperature under 60 psi of hydrogen for 5 hrs, the reaction mixture is filtered through celite and
 20 filtrate is concentrated giving the title compound (1.3 g, 84.2 % yield).

Preparation 64

25 2R-[5-Methyl-2-(4-trifluoromethyl-phenyl)-thiazol-4-yl]-propan-1-ol

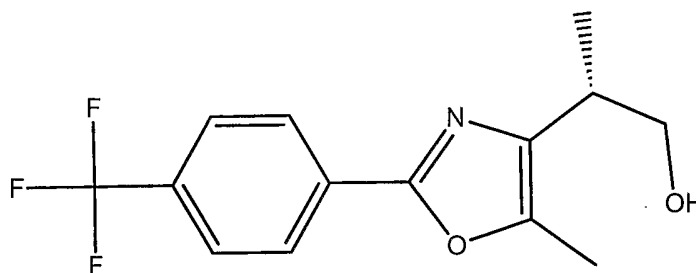


The racemic alcohol 2-[5-methyl-2-(4-trifluoromethyl-phenyl)-thiazol-4-yl]-propan-1-ol is resolved on a Chiralpak AD column (4.6 x 250 mm). Eluted with ethanol in heptane and concentrated the fractions to provide pure enantiomers.

5

Preparation 65

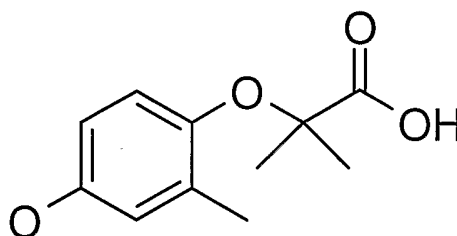
2S-[5-Methyl-2-(4-trifluoromethyl-phenyl)-oxazol-4-yl]-propan-1-ol



10 This compound is obtained in preparation 64.

Preparation 66

2-(4-Hydroxy-2-methyl-phenoxy)-2-methyl-propionic acid



15

Step A

2-(4-Benzyloxy-2-formylphenoxy)-2-methyl propionic acid ethyl ester

5-Benzyloxy-2-hydroxy-benzaldehyde (Kappe, T.;
20 Witoszynskyj, T. Arch. Pharm., 1975, 308 (5), 339-346) (2.28 g, 10.0 mmol), ethyl bromoisobutyrate (2.2 mL, 15 mmol), and cesium carbonate (3.26 g, 10.0 mmol) in dry DMF (25 mL) are heated at 80 °C for 18 h. The reaction mixture is cooled and partitioned between water (30 mL) and ether (75 mL).
25 The organic layer is washed with brine (15 mL). The aqueous layers are back-extracted with ethyl acetate (30 mL), and

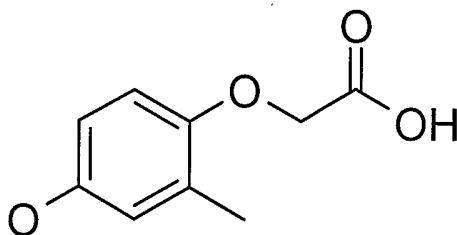
the organic layer is washed with brine (20 mL). The combined organic layers are dried (Na_2SO_4) and concentrated to a brown oil. The crude product is purified by flash chromatography using hexanes:ethyl acetate (2.5:1) to give a pale yellow solid (3.04 g, 89%): mp 65 °C; ^1H NMR (400 MHz, CDCl_3) δ 1.24 (t, 3H, $J = 7.1$ Hz), 1.62 (s, 6H), 4.23 (q, 2H, $J = 7.1$ Hz), 6.81 (d, 1H, $J = 8.8$ Hz), 7.10 (dd, 1H, $J = 4.6, 9.0$ Hz), 7.30-7.43 (m, 6H); MS (ES) m/e 343.1 $[\text{M}+1]$.

10

Step B2-(4-Hydroxy-2-methyl-phenoxy)-2-methyl-propionic acid ethyl ester

2-(4-Benzyloxy-2-formyl-phenoxy)-2-methyl-propionic acid ethyl ester (9.00 g, 26.3 mmol) in ethanol (250 mL) is treated with 5% Pd/C (1.25 g) and hydrogen (60 psi, rt, overnight). Additional 5% Pd/C (1.25 g) is added, and the reaction is continued for 6h at 40 °C. The mixture is filtered and concentrated to a tan oil (6.25 g). This oil contained 9 mol% of 2-(4-Hydroxy-2-hydroxymethyl-phenoxy)-2-methyl-propionic acid ethyl ester. ^1H NMR (400 MHz, CDCl_3) δ 1.26 (t, 3H, $J = 7.3$ Hz), 1.51 (s, 6H), 2.14 (s, 3H), 4.24 (q, 2H, $J = 7.3$ Hz), 5.68 (brs, 1H), 6.47 (dd, 1H, $J = 3.4, 8.8$ Hz), 6.59 (d, 1H, $J = 8.3$ Hz), 6.60 (brs, 1H).

25 The following compound is prepared in a similar manner:

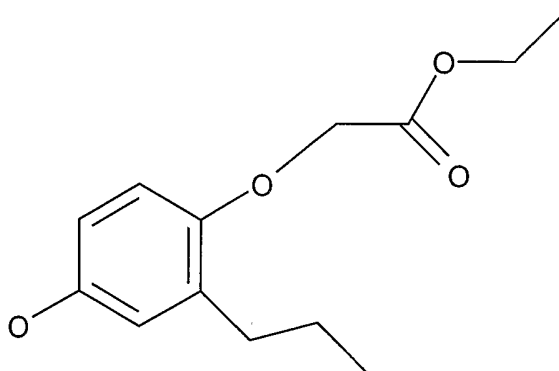
Preparation 672-(4-Hydroxy-2-methyl-phenoxy)-acetic acid

30 ^1H NMR (400 MHz, CDCl_3) δ 1.28 (t, 3H, $J = 7.1$ Hz), 2.24 (s, 3H), 4.25 (q, 2H, $J = 7.1$ Hz), 4.55 (s, 2H), 6.56 (dd, 1H, J

= 2.7, 8.5 Hz), 6.61 (d, 1H, J = 8.3 Hz), 6.65 (d, 2H, J = 2.9 Hz).

Preparation 68

5 (4-Hydroxy-2-propyl-phenoxy)-acetic acid ethyl ester



Step A

4-Benzyloxy-2-propylphenol

10 2-Allyl-4-benzyloxyphenol (WO 9728137 A1 19970807, Adams, A.D. et al.) (5.00 g, 20.8 mmol) in ethyl acetate (40 mL) is treated with 5% Pd/C (0.25 g) and hydrogen (1 atm) at ambient temperature for 18 h. The mixture is filtered and concentrated. The crude product is purified on a Biotage
15 medium pressure chromatography system using a 40L normal phase cartridge and eluted with 10% ethyl acetate in hexanes to give a tan solid (2.8 g, 56%). Rf = 0.33 (25% EtOAc/Hexanes); ¹H NMR (400 MHz, CDCl₃) δ 7.44-7.31 (m, 5H), 6.78 (s, 1H), 6.69 (d, J = 1.5 Hz, 2H), 5.00 (s, 2H), 4.31
20 (s, 1H), 2.55 (t, J = 7.6 Hz, 2H), 1.64 (q, J = 7.5 Hz, 2H), 0.97 (t, J = 7.3 Hz, 3H).

Step B

(4-Benzyloxy-2-propylphenoxy)acetic acid ethyl ester

25 A solution of 4-benzyloxy-2-propylphenol (0.50 g, 1.94 mmol) in dry DMF (7 mL) is cooled in an ice bath and treated with NaH (0.15 g, 3.8 mmol, 60 % oil dispersion). The ice bath is removed, ethyl bromoacetate (0.43 mL, 3.9 mmol) is added, and the mixture is placed in an oil bath (T=85 °C).

After 18 h, the reaction mixture is cooled and concentrated in vacuo. The residue is diluted with EtOAc, washed with brine (2x), dried (Na_2SO_4), and concentrated. The crude product is purified by radial chromatography using 10% ethyl acetate in hexanes to give a tan solid (0.62 g, 97%). ^1H NMR (400 MHz, CDCl_3) δ 7.44-7.31 (m, 5H), 6.82 (d, $J = 2.9$ Hz, 1H), 6.72 (dd, $J = 8.8, 2.9$ Hz, 1H), 6.66 (d, $J = 8.8$ Hz, 1H), 5.00 (s, 2H), 4.57 (s, 2H), 4.25 (q, $J = 7.0$ Hz, 2H), 2.63 (t, $J = 7.6$ Hz, 2H), 1.64 (q, $J = 7.5$ Hz, 2H), 1.29 (t, $J = 7.1$ Hz, 3H), 0.95 (t, $J = 7.3$ Hz, 3H); MS (FIA) m/e 329 (M+1).

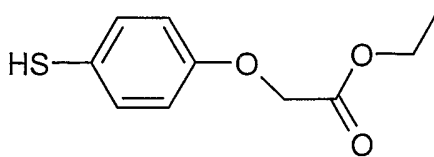
Step C

(4-Hydroxy-2-propylphenoxy)acetic acid ethyl ester

A solution of (4-benzyloxy-2-propylphenoxy)acetic acid ethyl ester (0.60 g, 1.83 mmol) in THF (15 mL) is treated with 5% Pd/C (75 mg) and hydrogen (60 psi) at ambient temperature for 24 h. The mixture is filtered and concentrated. The crude product is purified by radial chromatography using 15% ethyl acetate in hexanes to give a tan solid (0.25 g, 57%). ^1H NMR (400 MHz, CDCl_3) δ 6.66 (d, $J = 2.9$ Hz, 1H), 6.62 (d, $J = 8.8$ Hz, 1H), 6.57 (dd, $J = 8.8, 2.9$ Hz, 1H), 4.56 (s, 1H), 4.40 (s, 1H), 4.25 (q, $J = 7.2$ Hz, 2H), 2.61 (t, $J = 7.6$ Hz, 2H), 1.63 (q, $J = 7.5$ Hz, 2H), 1.29 (t, $J = 7.1$ Hz, 3H), 0.95 (t, $J = 7.3$ Hz, 3H); MS (FIA) m/e 239 (M+1).

Preparation 69

(4-Mercapto-phenoxy)-acetic acid ethyl ester



Step A(4-Chlorosulfonyl-phenoxy)-acetic acid ethyl ester

Phenoxy-acetic acid ethyl ester (9.1 mL) is added to chlorosulfonic acid (15 mL) at 0°C dropwise. The reaction is stirred at 0 °C for 30 min, it is allowed to warm to room temperature. After 2 hrs, the reaction mixture is poured into ice, solid product is collected by filtration and dried under vacuum.

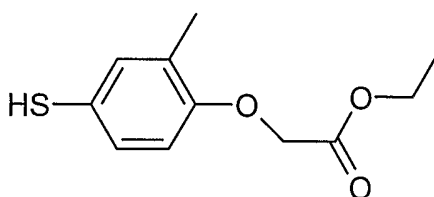
10

Step B(4-Mercapto-phenoxy)-acetic acid ethyl ester

To a mixture of (4-chlorosulfonyl-phenoxy)-acetic acid ethyl ester (0.98 g, 3.5 mmol) and tin powder (2.1 g) in ethanol (4.4 mL) is added HCl in dioxane (1.0 M, 4.4 mL) under nitrogen. The mixture is heated to reflux for 2 hrs, it is poured into ice and methylene chloride and filtered. The layers are separated and extracted with methylene chloride, dried and concentrated. The crude product is used for next step without purification.

15

The following compounds are made in a similar manner:

Preparation 70(4-Mercapto-2-methyl-phenoxy)-acetic acid ethyl ester

25

This compound can also be made by the following procedure:
To a stirred suspension of Zn powder (10 µm, 78.16 g, 1.2 mol) and dichlorodimethyl silane (154.30 g, 145.02 mL, 1.2 mol) in 500 mL of dichloroethane is added a solution of (4-chlorosulfonyl-2-methyl-phenoxy)-acetic acid ethyl ester (100 g, .34 mol) and 1,3-dimethylimidazolidin-2-one (116.98 g, 112.05 mL, 1.02 mol) in 1L of DCE. Addition is at a rate

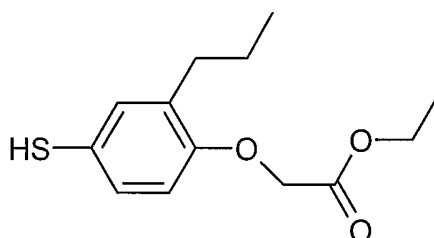
30

so as to maintain the internal temperature at ~ 52 °C, cooling with chilled water as necessary. After addition is complete, the mixture is heated at 75 °C for 1 hour. It is then cooled to room temperature, filtered and concentrated *in vacuo*. Add MTBE, washed twice with saturated LiCl solution, concentrate *in vacuo* again. Take up the residue in CH₃CN, wash with hexane (4X) and concentrate *in vacuo* to yield a biphasic mixture. Let stand in a separatory funnel and separate layers, keeping the bottom layer for product. Filtration through a plug of silica gel (1 Kg, 25% EtOAc/hexane) and subsequent concentration yielded 61 g (79%) of a clear, colorless oil.

NMR (DMSO-d₆) δ 7.1 (s, 1H), 7.05 (dd, 1H), 6.75 (d, 1H), 5.03 (s, 1H), 4.75 (s, 2H), 4.15 (q, 2H), 2.15 (s, 3H), 1.2 (t, 3H).

Preparation 71

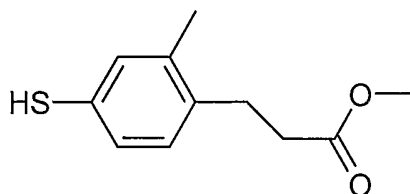
(4-Mercapto-2-propyl-phenoxy)-acetic acid ethyl ester



20

Preparation 72

3-(4-Mercapto-2-methyl-phenyl)-propionic acid methyl ester



Step A

25 3-(4-Dimethylthiocarbamoyloxy-2-methyl-phenyl)-propionic acid methyl ester

3-(4-Hydroxy-2-methyl-phenyl)-propionic acid methyl ester (5.0 g, 25.75 mmol) is dissolved into dry dioxane (100 mL)

and combined with 4-dimethylamino pyridine (0.500 g, 2.6 mmol), triethylamine (7.0 mL, 51.5 mmol), and dimethylaminothiocarbonyl chloride (4.5 g, 32.17 mmol). The reaction is heated to reflux under nitrogen. The reaction is monitored by TLC until all of the phenol is consumed, 20h. After cooling to room temperature, the reaction is diluted with ethyl acetate (200 mL). Water (75 mL) is added and the two layers are separated. The organic layer is washed with brine (75mL) then dried over anhydrous sodium sulfate. The solvent is removed and the residue is dried under vacuum.

Step B

3-(4-Dimethylcarbamoylsulfanyl-2-methyl-phenyl)-propionic acid methyl ester

3-(4-Dimethylthiocarbamoyloxy-2-methyl-phenyl)-propionic acid methyl ester, taken crude from the previous step, is diluted with 75 mL of tetradecane and heated to reflux under nitrogen. The reaction is monitored by TLC until all the conversion is complete, 20h. The reaction is allowed to cool to room temperature, then the tetradecane is decanted away from the resulting oil. The residue is rinsed several times with hexanes. This oil is then purified using flash column chromatography, yielding 5.01 g, or 69% (2 steps) of the product.

Step C

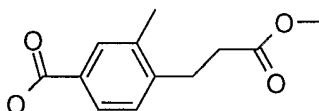
3-(4-Mercapto-2-methyl-phenyl)-propionic acid methyl ester
3-(4-Dimethylcarbamoylsulfanyl-2-methyl-phenyl)-propionic acid methyl ester (5.01 g, 17.8 mmol) is diluted with methanol (30 mL) and to this is added sodium methoxide (1.7 mL of 4M in methanol, 7.23 mmol). The reaction is heated to reflux under nitrogen and monitored by TLC. After complete conversion, 20h., the reaction is allowed to cool to room temperature. The reaction is neutralized with 1N HCl (7.23 mL) and diluted with ethyl acetate (150 mL). The two phases are separated and the organic layer is washed with water (75

mL), then brine (75 mL). The organic layer is then dried over anhydrous sodium sulfate, then concentrated to yield 4.43 g crude product that is used without further purification.

5

Preparation 73

4-(2-Methoxycarbonyl-ethyl)-3-methyl-benzoic acid



Step A

10 4-Bromo-3-methyl-benzoic acid benzyl ester

To a solution of 4-Bromo-3-methyl-benzoic acid benzyl (25.3 g, 0.118 mol) in DMF (200 mL) is added Cs₂CO₃ (76.6 g, 0.235 mol), followed by benzyl bromide (15.4 mL). After stirred at room temperature for 2 h, the reaction mixture is diluted with ethyl acetate, filtered through celite. The filtrate is washed with water and brine, dried over sodium sulfate, concentration gave the title product.

20

Step B

4-(2-Methoxycarbonyl-vinyl)-3-methyl-benzoic acid benzyl ester

To a solution of 4-bromo-3-methyl-benzoic acid benzyl ester (36 g, 118 mmol) in propronitrile (1000 mL) is added methyl acrylate (43.3 mL) and diisopropylethyl amine (42 mL), the solution is degassed and filled with nitrogen for three times. To this mixture are added tri-*o*-tolyl-phosphane (14.5 g) and palladium acetate (5.34 g) under nitrogen, then heated at 110 °C overnight, cooled to room temperature, filtered through celite. The solvent is evaporated, the residue is taken into ethyl acetate and washed with water and brine, dried over sodium sulfate. Concentration and column chromatography on silica gel eluted with hexanes and ethyl acetate gave the title compound (31 g, 84.7%).

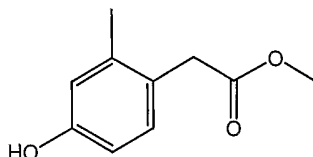
35

Step C4-(2-Methoxycarbonyl-ethyl)-3-methyl-benzoic acid

5 A mixture of 4-(2-methoxycarbonyl-vinyl)-3-methyl-benzoic acid benzyl ester (11.6 g, 37.4 mmol) and Pd/C (5 %, 1.5 g) in THF (300 mL) and methanol (100 mL) is stirred under 60 psi of hydrogen overnight. Catalyst is filtered off, filtrate is concentrated giving the title compound (8.3 g,
10 100%).

Preparation 74

(4-Hydroxy-2-methyl-phenyl)-acetic acid methyl ester



15

Step A

4-Methoxy-2-methylbenzoic acid (2.5 g, 15.04 mmol) is stirred in thionyl chloride (50 mL) at reflux 2 hr. The mixture is concentrated and diluted with toluene (10 mL) and concentrated. The resulting solid is dried under vacuum 18
20 hr. The resulting acid chloride is stirred in 20 mL ether at 0 deg C. A solution of diazomethane (39.6 mmol) in ether (150 mL) is added to the acid chloride solution and stirred 18 hr. The resulting diazoketone solution is concentrated.
25 The residue is stirred in methanol (100 mL) and a solution of silver benzoate in triethylamine (1.0 g in 10 mL) is added and the reaction is heated to 60 deg C and stirred 1 hr. The mixture is concentrated, diluted with 1.0 N aqueous hydrochloric acid (20 mL), extracted to three portions of
30 ethyl acetate (50 mL each). The extracts are combined, washed with aqueous saturated sodium hydrogen carbonate, water, and brine (50 mL each), dried over anhydrous magnesium sulfate, filtered and concentrated. The residue is purified via silica gel chromatography eluting with 9:1

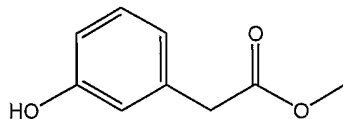
hexanes:ethyl acetate to afford 1.5 g (51%) of the homologated ester as a white solid.

Step B

5 (4-Methoxy-2-methyl-phenyl)-acetic acid methyl ester (1.5 g, 7.72 mmol) is stirred in dichloromethane (50 mL) at 0 deg. C. Aluminum chloride (4.13 g, 31 mmol) is added followed by ethane thiol (2.9 mL, 38.6 mmol) . The resulting mixture is stirred at room temperature for 2 hr.
10 Water (50 mL) is added and the product is extracted into ethyl acetate (3 X 50 ml), the extracts are combined, dried over anhydrous magnesium sulfate, filtered, and concentrated to afford the title compound as a colorless oil, 1.4 g, 100%. MS $M^+ + 1$ 181. The structure is confirmed by ^1H NMR
15 spectroscopy.

Preparation 75

(3-Hydroxy-phenyl)-acetic acid methyl ester



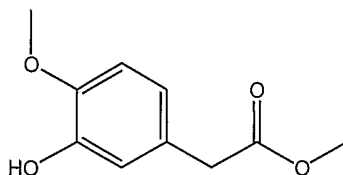
20

Step A

(3-Hydroxy-phenyl)-acetic acid methyl ester

(3-Hydroxy-phenyl)-acetic acid (5.0 g, 32.86 mmol) is stirred in methanol (100 mL) and concentrated (98%) sulfuric acid (3.0 mL,) is added. The mixture is heated to reflux 18
25 hr. The reaction is cooled and concentrated. The residue is diluted with water (100 mL) and extracted with ethyl acetate (3 X 50 mL). The combined extracts are dried over anhydrous magnesium sulfate, filtered, and concentrated to
30 yield the title compound as an orange oil, 5.46 g, 100%. MS $M^+ + 1$ 167. The structure is confirmed by ^1H NMR spectroscopy.

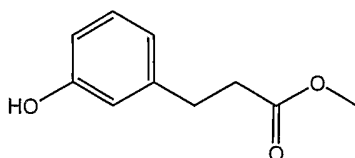
The following compounds are made in a similar manner:

Preparation 76(3-Hydroxy-4-methoxy-phenyl)-acetic acid methyl ester

An orange oil. MS $M^+ + 1$ 197. The structure is confirmed
 5 by ^1H NMR spectroscopy.

Preparation 77

3-(3-Hydroxy-phenyl)-propionic acid methyl ester



10

Step A

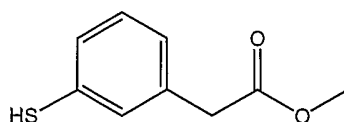
3-(3-Hydroxy-phenyl)-propionic acid methyl ester

An orange oil. MS $M^+ + 1$ 181. The structure is
 confirmed by ^1H NMR spectroscopy.

15

Preparation 78

(3-Mercapto-phenyl)-acetic acid methyl ester

**Step A**

20 (3-Dimethylthiocarbamoyloxy-phenyl)-acetic acid methyl ester

A mixture of (3-Hydroxy-phenyl)-acetic acid methyl
 ester (5.5 g, 33.1 mmol) , N,N-dimethyl thiocarbamoyl
 chloride (5.11 g, 41.38 mmol), triethylamine (9.2 mL, 66.2
 mmol), N,N-dimethylamino pyridine (0.4 g, 3.31 mmol) and
 25 dioxane (50 mL) is stirred at reflux 18 hr. The mixture is
 concentrated, partitioned between 1M aqueous hydrochloric acid
 (200 mL) and ethyl acetate (3 X 75 mL). The combined
 organic extracts are dried over anhydrous magnesium sulfate,
 filtered, concentrated, and purified via silica

chromatography eluting the product with dichloromethane to afford the title compound as a brown oil, 6.8 g, 81%. MS M^+1 254. The structure is confirmed by ^1H NMR spectroscopy.

5

Step B

(3-Dimethylcarbamoylsulfanyl-phenyl)-acetic acid methyl ester

(3-Dimethylthiocarbamoyloxy-phenyl)-acetic acid methyl ester (6.8 g, 26.84 mmol) is stirred in tetradecane (30 mL) at 255 deg C for 8 hr. The mixture is cooled, the residue is purified by silica chromatography eluting the product with hexanes to 1:1 hexanes:ethyl acetate to afford the title compound as an orange oil, 4.9 g, 58 %. MS M^+1 254. The structure is confirmed by ^1H NMR spectroscopy.

15

Step C

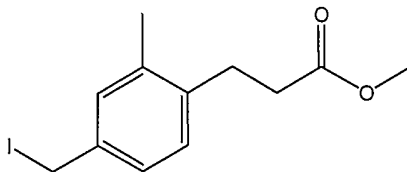
(3-Mercapto-phenyl)-acetic acid methyl ester

A mixture of (3-dimethylcarbamoylsulfanyl-phenyl)-acetic acid methyl ester (2.0 g, 7.9 mmol), potassium hydroxide (1.4 g, 24 mmol) methanol (50 mL), and water (5 mL) is stirred at reflux 3 hr. The mixture is concentrated, and product partitioned between 1M aqueous hydrochloric acid (50 mL) and ethyl acetate (3 X 75 mL). The combined extracts are dried over anhydrous magnesium sulfate, filtered and concentrated. The residue is taken up in methanol (50 mL), 2 mL concentrated sulfuric acid is added, and the mixture refluxed 3 hr. The mixture is concentrated, and the residue purified by silica chromatography eluting with 7:3 hexanes:ethyl acetate to afford the title compound as a pale yellow oil, 1.0 g, 69%. MS M^+1 183. The structure is confirmed by ^1H NMR spectroscopy.

35

Preparation 79

3-(4-Iodomethyl-2-methyl-phenyl)-propionic acid methyl ester

**Step A**

5 3-(4-Hydroxymethyl-2-methyl-phenyl)-acrylic acid methyl
ester

A mixture of methyl-4-bromo-3-methylbenzoate (5.7 g, 24.88 mmol), lithium aluminum hydride (29 mL, 29 mmol, 1 M solution in tetrahydrofuran) and tetrahydrofuran (100 mL) is
10 stirred in ice/water for 1 hr. The reaction is quenched with aqueous hydrochloric acid (50 mL, 1 M). The product is extracted into ethyl acetate (3 X 100 mL). The combined extracts are dried over anhydrous magnesium sulfate,
15 filtered and concentrated. The crude product is taken up in propionitrile (100 mL). Methylacrylate (10 mL, 121.5 mmol), palladium acetate (1.12 g, 5 mmol), tri-*o*-tolylphosphine (3.0 g, 10 mmol), and *N,N*-diisopropyl ethylamine (8.7 mL, 50 mmol) are sequentially added and the resulting reaction
20 mixture is heated to 110 deg C 3 hr. The mixture is concentrated, and the residue diluted with aqueous hydrochloric acid (100 mL, 1M). The product is extracted with dichloromethane (2 X 100 mL) and ethyl acetate (100 mL). The combined extracts are dried over anhydrous magnesium
25 sulfate, filtered, concentrated, and purified via silica chromatography eluting with 7:3 hexanes:ethyl acetate to 1:1 hexanes:ethyl acetate to afford the pure product as a yellow oil, 4.7 g, 91 %. MS $M^{+}+1$ 207. The structure is confirmed by ^1H NMR spectroscopy.

30

Step B3-(4-Hydroxymethyl-2-methyl-phenyl)-propionic acid methyl ester

5 A mixture of 3-(4-Hydroxymethyl-2-methyl-phenyl)-acrylic acid methyl ester (4.7 g, 22.8 mmol), Raney nickel (0.668 g) and tetrahydrofuran (618 mL) is shaken under 60 psig. Hydrogen 24 hr. The catalyst is filtered off, and the mixture is concentrated to afford the product as a pale
10 yellow oil, 4.3 g, 91%. The structure is confirmed by ¹H NMR spectroscopy.

Step C

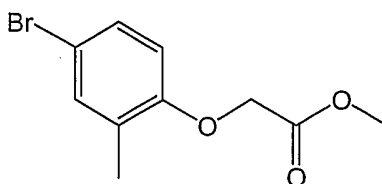
15 3-(4-Iodomethyl-2-methyl-phenyl)-propionic acid methyl ester

A mixture of 3-(4-Hydroxymethyl-2-methyl-phenyl)-propionic acid methyl ester (0.62 g, 2.98 mmol), triphenyl phosphine (0.86 g, 3.27 mmol) and dichloromethane (10 mL) is stirred at room temperature. A solution of iodine (0.83 g, 3.27 mmol) in benzene (5 mL) is added and the black mixture is stirred at room temperature 2hr. The brown mixture is diluted with 10% aqueous sodium hydrogen sulfite (5 mL) and the resulting clear mixture is washed with ethyl acetate (3 X 50 mL). The combined extracts are dried over anhydrous
20 magnesium sulfate, filtered and concentrated. The residue is purified via silica chromatography eluting with 9:1 hexanes:ethyl acetate to afford the title compound as a crystalline ivory solid, 0.68g, 72%. MS M⁺+1 319. The structure is confirmed by ¹H NMR spectroscopy.

30

Preparation 80

(4-Bromo-2-methyl-phenoxy)-acetic acid methyl ester



Step A

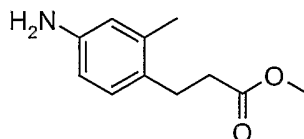
(4-Bromo-2-methyl-phenoxy)-acetic acid methyl ester

A mixture of 4-bromo-2-methylphenol (1.0 g, 5.35 mmol), sodium hydride (0.26 g, 6.42 mmol, 60% mineral oil), N,N-dimethylformamide (10 mL), and methyl-2-bromoacetate (0.56 mL, 5.88 mmol) is stirred at room temperature 18 hr. The mixture is diluted with water (50 mL) and the product extracted to ethyl acetate (3 X 50 mL). The combined extracts are dried over anhydrous magnesium sulfate, filtered, concentrated and purified via silica chromatography eluting with 8:2 hexanes:ethyl acetate to afford title compound as a colorless oil, 1.03 g, 74%. MS M^+ 259. The structure is confirmed by ^1H NMR spectroscopy.

15

Preparation 81

3-(4-Amino-2-methyl-phenyl)-propionic acid methyl ester

**Step A**

3-(2-Methyl-4-nitro-phenyl)-acrylic acid methyl ester

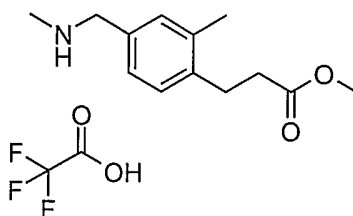
To a solution of 2-bromo-5-nitrotoluene (3.11 g, 14.39 mmol) in propionitrile (105 mL) is added DIPEA (5.1 mL, 29.28 mmol). The mixture is degassed three times. Methyl acrylate (5.2 mL, 57.74 mmol) is added and the mixture is degassed. Tri-*o*-tolylphosphine (1.77 g, 5.82 mmol) and $\text{Pd}(\text{OAc})_2$ (0.64 g, 2.85 mmol) are added and the mixture is degassed a final two times followed by heating at 110°C for 4 h. Upon cooling, the mixture is passed through Celite and the filtrate is concentrated. The residue is partitioned between Et_2O and 1N HCl. The organics are washed with saturated NaHCO_3 and brine, and dried with Na_2SO_4 . The crude material is purified by flash chromatography to yield the title compound (2.90 g, 91%).

Step B3-(4-Amino-2-methyl-phenyl)-propionic acid methyl ester

A mixture of 3-(2-Methyl-4-nitro-phenyl)-acrylic acid methyl ester (1.47 g, 6.64 mmol) and 5% Pd/C (0.29 g) in MeOH (100 mL) is exposed to a hydrogen atmosphere (60 psi) for 12 h. The mixture is filtered through Celite and purified by flash chromatography to yield the title compound (0.99 g, 77%).

Preparation 82

10 3-(2-Methyl-4-methylaminomethyl-phenyl)-propionic acid methyl ester TFA salt

**Step A**3-(4-Formyl-2-methyl-phenyl)-propionic acid methyl ester

15 A mixture of 3-(4-Hydroxymethyl-2-methyl-phenyl)-propionic acid methyl ester (0.49 g, 2.35 mmol) and MnO₂ (0.80 g, 9.20 mmol) in chloroform (5 mL) is stirred at RT for 4 days. The mixture is filtered through Celite; the Celite is washed with copious amounts of EtOAc. The filtrate is concentrated and purified by flash chromatography to yield the title compound (0.29 g, 60%).

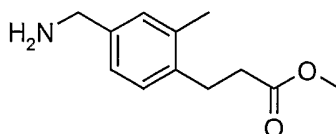
Step B

25 3-(2-Methyl-4-methylaminomethyl-phenyl)-propionic acid methyl ester trifluoroacetic acid

To a mixture of 3-(4-Formyl-2-methyl-phenyl)-propionic acid methyl ester (0.27 g, 1.31 mmol) and methylamine (2M in THF, 0.60 mL, 1.20 mmol) in anhydrous CH₂Cl₂ (10 mL) is added 4Å molecular sieves followed by acetic acid (0.090 mL, 1.57 mmol). The mixture is stirred at RT for 1.5 h. Sodium triacetoxyborohydride (0.39 g, 1.85 mmol) is added, and the mixture is stirred overnight. The reaction is quenched with

saturated NaHCO_3 . The organics are washed with saturated NaHCO_3 and brine, and dried with MgSO_4 . Upon concentration, the mixture is purified by reverse phase chromatography to yield the title compound (0.12 g, 45%).

5

Preparation 833-(4-Aminomethyl-2-methyl-phenyl)-propionic acid methyl ester

10

Step A3-(4-Chloromethyl-2-methyl-phenyl)-propionic acid methyl ester

To a 0°C solution of 3-(4-Hydroxymethyl-2-methyl-phenyl)-propionic acid methyl ester (1.02 g, 4.90 mmol) in anhydrous CH_2Cl_2 (15 mL) is added triethylamine (0.75 mL, 5.38 mmol) followed by thionyl chloride (0.40 mL, 5.48 mmol). The mixture is allowed to warm to RT overnight. Water is added, and the mixture is extracted with CH_2Cl_2 . The organics are dried with MgSO_4 and concentrated. The crude material is purified by flash chromatography to yield the title compound (1.01 g, 91%).

20

Step B3-(4-Azidomethyl-2-methyl-phenyl)-propionic acid methyl ester

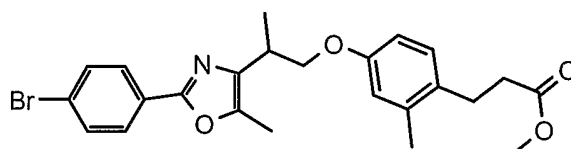
25

To a solution of 3-(4-Chloromethyl-2-methyl-phenyl)-propionic acid methyl ester (0.52 g, 2.31 mmol) in DMF (7 mL) is added sodium azide (0.25 g, 3.84 mmol). The mixture is stirred overnight. Water is added, and the mixture is extracted with EtOAc. The organics are dried with Na_2SO_4 and concentrated to yield the title compound (0.49 g, 91%). The material is used without further purification.

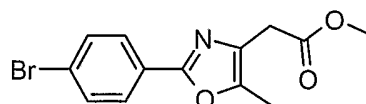
30

Step C3-(4-Aminomethyl-2-methyl-phenyl)-propionic acid methyl ester

A mixture of 3-(4-Azidomethyl-2-methyl-phenyl)-propionic acid methyl ester (0.20 g, 0.86 mmol) and 5% Pd/C (32 mg) in EtOH (50 mL) is exposed to a hydrogen atmosphere (60 psi) at RT overnight. Upon filtering the mixture through Celite, the filtrate is concentrated to yield the title compound (0.14 g, 78%). The material is used without further purification.

Preparation 843-(4-{2-[2-(4-Bromo-phenyl)-5-methyl-oxazol-4-yl]-propoxy}-2-methylphenyl)propionic acid methyl ester

15

Step A[2-(4-Bromo-phenyl)-5-methyl-oxazol-4-yl]-acetic acid methyl ester

Aspartic acid methyl ester hydrochloride salt (15.2 g, 82 mmol) is dissolved in water (200 mL) and cooled to 0°C in an ice water bath. Sodium carbonate (25.3g, 239 mmol) is slowly added in several portions and the mixture is allowed to stir at 0°C for 30 minutes. 4-Bromobenzoyl chloride (16.8 g, 77.4 mmol) is dissolved into acetone (20 mL) at room temperature and transferred to an additional funnel. The addition funnel is connected to the aspartic acid mixture and slowly added over a period of two hours. The reaction is allowed to continue at 0°C for two hours, then the ice bath is removed. Upon reaching room temperature, the reaction is complete. The reaction is diluted with dichloromethane and acidified with concentrated hydrochloric acid. The two phases are separated and the organic layer is

washed with water and brine. The organic layer is then dried over anhydrous sodium sulfate, filtered, and concentrated. The white solid is used without further purification, and the yield is quantitative.

5

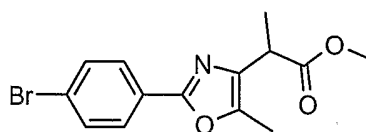
2-(4-Bromo-benzoylamino)-succinic acid 4-methyl ester (25.5 g, 77.4 mmol) is dissolved in ethyl acetate (200 mL) at room temperature and pyridine (37.2 mL, 387 mmol), acetic acid anhydride (39.1 mL, 348.3 mmol), and 4-N, N-dimethylamino
10 pyridine (2.0 g, 7.74 mmol) are added. The reaction is heated to 90°C under nitrogen. The reaction is monitored by HPLC and upon complete consumption of the starting material, is allowed to cool to room temperature. The reaction is diluted with additional ethyl acetate and the two phases are
15 separated. The organic layer is washed a few times with 1N HCl, then saturated sodium bicarbonate solution, and finally brine. The organic layer is then dried over anhydrous sodium sulfate, filtered, and concentrated. The 3-(4-Bromo-benzoylamino)-4-oxo-pentanoic acid methyl ester is used in
20 the next step without further purification.

3-(4-Bromo-benzoylamino)-4-oxo-pentanoic acid methyl ester is dissolved in acetic anhydride (75 mL) and concentrated sulfuric acid is added in 500 uL portions five times over a
25 four hour period. The reaction is monitored by HPLC. The reaction is then heated to 40°C until the starting material is consumed. The reaction is then concentrated to dryness and purified by column chromatography. This procedure yielded (11.6 g, 37.4 mmol) 48.3% of the desired oxazole.

30

Step B

2-[2-(4-Bromo-phenyl)-5-methyl-oxazol-4-yl]-propionic acid methyl ester

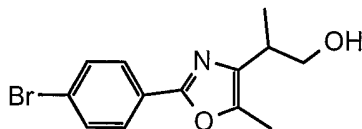


[2-(4-Bromo-phenyl)-5-methyl-oxazol-4-yl]-acetic acid methyl ester (11.6 g, 37.4 mmol) is dissolved in anhydrous tetrahydrofuran (150 mL) and allowed to stir under nitrogen. Lithium diisopropyl amide solution in tetrahydrofuran (28 mL of 2M soln., 56.1 mmol) is slowly added to the solution at room temperature. This is then heated to 50°C for 6 hours. The solution is allowed to cool to room temperature and methyl iodide (7.0 mL, 112 mmol) is added in one portion. The mixture is allowed to stir under nitrogen at room temperature overnight. The solution is quenched with a saturated solution of ammonium chloride, diluted with ethyl acetate, and then enough water added to dissolve the solids. The two phases are separated and the organic layer is washed with water and brine, dried over anhydrous sodium sulfate, filtered, and concentrated. The pure 2-[2-(4-Bromo-phenyl)-5-methyl-oxazol-4-yl]-propionic acid methyl ester (5.57 g, 17.19 mmol) is isolated in 46% yield after column chromatography. The racemic 2-[2-(4-Bromo-phenyl)-5-methyl-oxazol-4-yl]-propionic acid methyl ester is resolved on a Chiralcel OJ column (4.6 x 250 mm). Eluted with 40% isopropanol in heptane with 0.2% dimethyl-ethylamine at 1 mL per minute with detection at 260nm and concentrated the fractions to provide the pure enantiomer esters (isomer 1, 99.8 % ee; isomer 2, 99.4% ee).

25

Step C

2-[2-(4-Bromo-phenyl)-5-methyl-oxazol-4-yl]-propan-1-ol



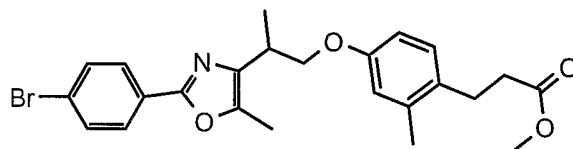
2-[2-(4-Bromo-phenyl)-5-methyl-oxazol-4-yl]-propionic acid methyl ester (1.59 g, 5.13 mmol) is dissolved in anhydrous tetrahydrofuran at room temperature. The atmosphere is replaced with nitrogen and the solution is cooled to 0°C in an ice water bath. Lithium aluminum hydride solution (5.2 mL of 1M solution in THF, 5.2 mmol) is slowly added to the

30

solution, and the reaction is monitored by HPLC. Upon complete conversion, the reaction is quenched with a saturated solution of Rochelle's salt. The ice bath is removed and the mixture is warmed to room temperature. The reaction is diluted with diethyl ether and water to dissolve any solids. The two phases are separated and the organic phase is washed with water and brine, dried over anhydrous sodium sulfate, filtered, and concentrated. The 2-[2-(4-Bromo-phenyl)-5-methyl-oxazol-4-yl]-propan-1-ol (1.25 g, 4.22 mmol) is used without further purification. 82% yield.

Step D

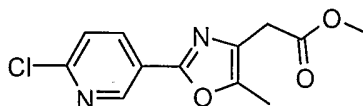
3-(4-{2-[2-(4-Bromo-phenyl)-5-methyl-oxazol-4-yl]-propoxy}-2-methylphenyl)propionic acid methyl ester



15

A solution of 2-[2-(4-Bromo-phenyl)-5-methyl-oxazol-4-yl]-propan-1-ol (1.25 g, 4.22 mmol) in anhydrous toluene (20 mL) is degassed and filled with nitrogen for three times, and cooled to 0°C in an ice water bath. Tri-n-butylphosphine (1.50 mL, 6.0 mmol) is added to the reaction mixture under nitrogen at 0 °C, followed by addition of 1,1'-(azodicarbonyl)-dipiperidine (1.5 g, 6.0 mmol), and 3-(4-Hydroxy-2-methyl-phenyl)-propionic acid methyl ester (989 mg, 5.07 mmol). The reaction mixture is allowed to warm to room temperature and stirred overnight, the mixture is loaded on silica gel column. Chromatography gave the title compound (592 mg, 1.25 mmol) in 31% yield.

30

Preparation 85[2-(6-Chloro-pyridin-3-yl)-5-methyl-oxazol-4-yl]-acetic acid
methyl ester

5

Step A

Aspartic acid methyl ester hydrochloride salt (57 g, 310 mmol) is dissolved in dichloromethane (500 mL) and cooled to 0°C in an ice water bath. Triethylamine (75 mL, 444 mmol) is slowly added in several portions and the mixture is
10 allowed to stir at 0°C. Meanwhile, 6-chloronicotinic acid (35 g, 222 mmol) is dissolved into dichloromethane (500 mL) with a drop of dimethylformamide and cooled to 0°C in an ice water bath. After one hour at 0°C the ice bath is removed and the solution allowed to warm to room temperature. The
15 solvent is evaporated, the solution concentrated to about 100 mL, and then transferred to an addition funnel. This solution is then slowly added to the amino acid solution over two hours at 0°C. After two hours, the ice bath is removed. Upon reaching room temperature, the reaction is
20 complete. The reaction is acidified with concentrated hydrochloric acid. The two phases are separated and the organic layer is washed with water and brine. The organic layer is then dried over anhydrous sodium sulfate, filtered, and concentrated. The white solid is used without further
25 purification.

Step B

2-[(6-Chloro-pyridine-3-carbonyl)-amino]-succinic acid 4-methyl ester (222 mmol) is dissolved in ethyl acetate (300 mL) at room temperature and pyridine (90 mL, 1.11 mol),
30 acetic anhydride (94 mL, 1.0 mol), and dimethyl amino pyridine (3.5 g, 22.2 mmol) are added. The reaction is heated to 90°C under nitrogen. The reaction is monitored by HPLC and upon complete consumption of the starting material, is allowed to cool to room temperature. The reaction is

diluted with additional ethyl acetate and the two phases are separated. The organic layer is washed a few times with 1N HCl, then saturated sodium bicarbonate solution, and finally brine. The organic layer is then dried over anhydrous sodium sulfate, filtered, and concentrated. The 3-[(6-Chloro-pyridine-3-carbonyl)-amino]-4-oxo-pentanoic acid methyl ester is used in the next step without further purification.

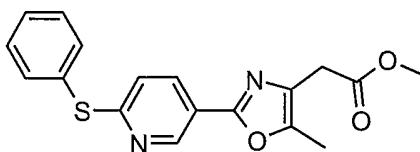
Step C

3-[(6-Chloro-pyridine-3-carbonyl)-amino]-4-oxo-pentanoic acid methyl ester is dissolved in acetic anhydride (75 mL) and concentrated sulfuric acid is added in 500 uL portions five times over a four hour period. The reaction is monitored by HPLC. The reaction is then heated to 40°C until the starting material is consumed. The reaction is allowed to proceed at room temperature overnight. The reaction is then concentrated to dryness and purified by column chromatography. This procedure yielded (12.8 g, 48 mmol) 22% of the desired oxazole over four steps.

20

Preparation 86

[5-Methyl-2-(6-phenylsulfanyl-pyridin-3-yl)-oxazol-4-yl]-acetic acid methyl ester



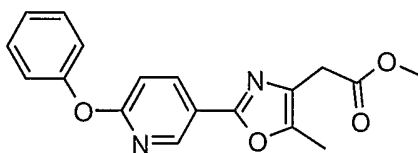
[2-(6-Chloro-pyridin-3-yl)-5-methyl-oxazol-4-yl]-acetic acid methyl ester (4.8 g, 17.98 mmol) is dissolved in anhydrous dimethylformamide (100 mL) and allowed to stir under nitrogen. Benzenethiol (2.78 mL, 27 mmol) is added by syringe, followed by anhydrous cesium carbonate (12.6 g, 36 mmol). The mixture is allowed to stir under nitrogen 50°C and monitored by HPLC. After complete consumption of starting material, the solution is quenched with 1N sodium hydroxide solution, diluted with ethyl acetate, and then enough water added to dissolve the solids. The two phases

are separated and the organic layer is washed with water and brine, dried over anhydrous sodium sulfate, filtered, and concentrated. The pure [5-Methyl-2-(6-phenylsulfanyl-pyridin-3-yl)-oxazol-4-yl]-acetic acid methyl ester (4.51 g, 13.2 mmol) is isolated in 74% yield after column chromatography.

The following compound is made in a similar manner:

Preparation 87

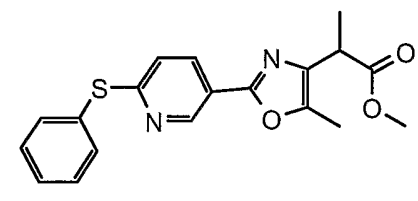
10 [5-Methyl-2-(6-phenylsulfanyl-pyridin-3-yl)-oxazol-4-yl]-
acetic acid methyl ester



Preparation 88

15

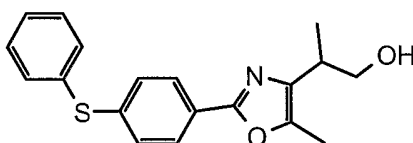
2-[5-Methyl-2-(6-phenylsulfanyl-pyridin-3-yl)-oxazol-4-yl]-
propionic acid methyl ester



[5-Methyl-2-(6-phenylsulfanyl-pyridin-3-yl)-oxazol-4-yl]-
acetic acid methyl ester (4.51 g, 13.25 mmol) is dissolved
20 in anhydrous tetrahydrofuran (200 mL) and allowed to stir
under nitrogen. Lithium diisopropyl amide solution in
tetrahydrofuran (6.63 mL of 2M soln., 13.25 mmol) is slowly
added to the solution at room temperature. This is allowed
to stir under nitrogen for 6 hours at room temperature.
25 Hexamethylphosphor-amide (9.2 mL, 53 mmol) is added to the
reaction followed by methyl iodide (1.74 mL, 26.5 mmol),
added in one portion. The mixture is allowed to stir under
nitrogen at room temperature overnight. The solution is
quenched with a saturated solution of ammonium chloride,
30 diluted with ethyl acetate, and then enough water added to

dissolve the solids. The two phases are separated and the organic layer is washed with water and brine, dried over anhydrous sodium sulfate, filtered, and concentrated. The pure 2-[5-Methyl-2-(6-phenylsulfanyl-pyridin-3-yl)-oxazol-4-yl]-propionic acid methyl ester (1.6 g, 4.51 mmol) is isolated in 34% yield after column chromatography. The racemic 2-[5-Methyl-2-(6-phenylsulfanyl-pyridin-3-yl)-oxazol-4-yl]-propionic acid methyl ester is resolved on a Chiralpak AD column (4.6 x 150 mm). Eluted with 15% 3A alcohol in heptane with 0.2% dimethyl-ethylamine at 0.6 mL per minute with detection at 260nm and concentrated the fractions to provide the pure enantiomer esters (isomer 1, 98.9 % ee; isomer 2, 96.4% ee).

15

Preparation 89

2-[5-Methyl-2-(4-phenylsulfanyl-phenyl)-oxazol-4-yl]-propan-1-ol

20 2-[5-Methyl-2-(6-phenylsulfanyl-pyridin-3-yl)-oxazol-4-yl]-propionic acid methyl ester (507 mg, 1.43 mmol) is dissolved in anhydrous tetrahydrofuran (5 mL) at room temperature. The atmosphere is replaced with nitrogen and the solution is cooled to 0°C in an ice water bath. Lithium aluminum hydride solution (1.43 mL of 1M soln., 1.43 mmol) is slowly added to the solution, and the reaction is monitored by HPLC. Upon complete conversion, the reaction is quenched with a saturated solution of Rochelle's salt. The ice bath is removed and the mixture is warmed to room temperature. The reaction is diluted with ethyl acetate and water to dissolve any solids. The two phases are separated and the organic phase is washed with water and brine, dried over anhydrous sodium sulfate, filtered, and concentrated. The 2-[5-Methyl-2-(4-phenylsulfanyl-phenyl)-oxazol-4-yl]-

25
30

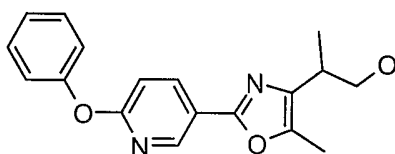
propan-1-ol (457 mg, 1.40 mmol) is used without further purification (98%yield).

The following compound is made in a similar manner:

5

Preparation 90

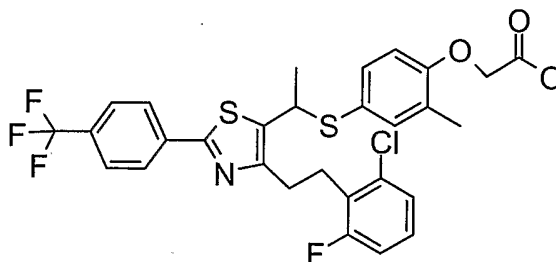
[5-Methyl-2-(6-phenylsulfanyl-pyridin-3-yl)-oxazol-4-yl]-acetic acid methyl ester



10

Example 1

(4-{1-[4-[2-(2-Chloro-6-fluoro-phenyl)-ethyl]-2-(4-trifluoromethyl-phenyl)-thiazol-5-yl]-ethylsulfanyl}-2-methyl-phenoxy)-acetic acid



15

Step A

(4-{1-[4-[2-(2-Chloro-6-fluoro-phenyl)-ethyl]-2-(4-trifluoromethyl-phenyl)-thiazol-5-yl]-ethylsulfanyl}-2-methyl-phenoxy)-acetic acid ethyl ester

20 A solution of (4-Mercapto-2-methyl-phenoxy)-acetic acid (158 mg, 0.7 mmol) and 1-[4-[2-(2-Chloro-6-fluoro-phenyl)-ethyl]-2-(4-trifluoromethyl-phenyl)-thiazol-5-yl]-ethanol (200 mg, 0.465 mmol) in toluene (3.0 mL) is degassed and filled with nitrogen for 3 times. Tributylphosphine (0.174 mL, 0.7 mmol)
25 is added to the reaction mixture under nitrogen at 0 °C, followed by addition of 1,1'-(azodicarbonyl)-dipiperidine (177 mg, 0.7 mmol). The reaction mixture is allowed to warm to room temperature and stirred overnight, the mixture is

loaded on silica gel column. Chromatography gave the title compound (160 mg).

Step B

5 (4-{1-[4-[2-(2-Chloro-6-fluoro-phenyl)-ethyl]-2-(4-trifluoromethyl-phenyl)-thiazol-5-yl]-ethylsulfan
yl}-2-methyl-phenoxy)-acetic acid

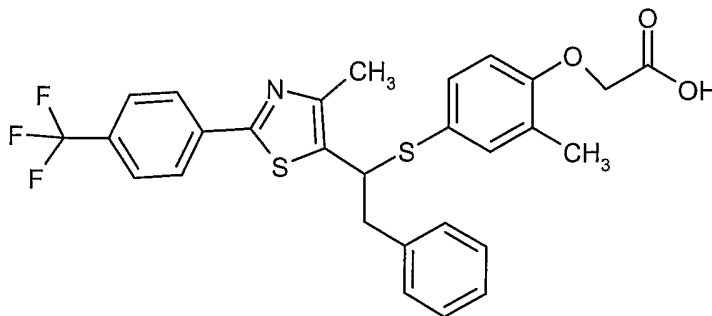
(4-{1-[4-[2-(2-Chloro-6-fluoro-phenyl)-ethyl]-2-(4-trifluoromethyl-phenyl)-thiazol-5-yl]-ethylsulfan
 10 yl}-2-methyl-phenoxy)-acetic acid ethyl ester (30 mg) is taken into THF (0.5 mL and treated with LiOH (1.0 N, 0.5 mL for 2hrs. The reaction mixture is acidified with 5 N HCl, extracted with ethyl ether, dried over sodium sulfate. Concentration gave the title compound. MS (ES): 610.1 (M^+1 ,
 15 ^{35}Cl), 612.1 (M^+1 , ^{37}Cl), the structure is also confirmed by proton NMR.

The following compounds are made in a similar manner:

20

Example 2

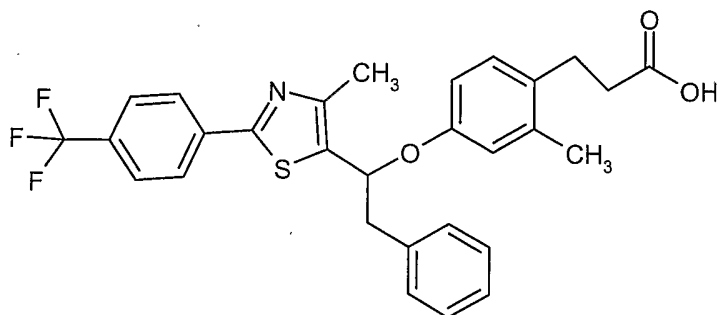
(2-Methyl-4-{1-[4-methyl-2-(4-trifluoromethyl-phenyl)-thiazol-5-yl]-2-phenyl-ethylsulfanyl}-phenoxy)-acetic acid



MS (ES): 544.2 (M^+1), the structure is also confirmed by
 25 proton NMR.

Example 3

3-(2-Methyl-4-{1-[4-methyl-2-(4-trifluoromethyl-phenyl)-thiazol-5-yl]-2-phenyl-ethoxy}-phenyl)-propionic acid

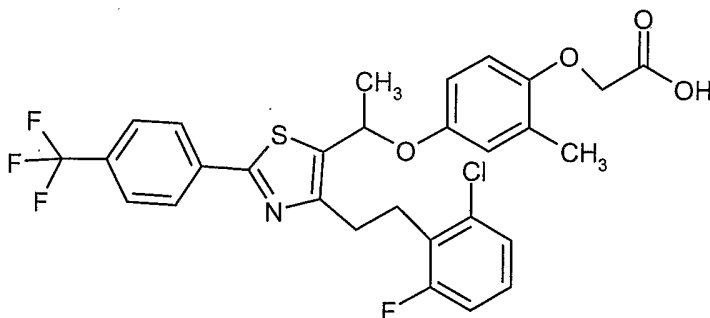


MS (ES): 526.2 ($M^+ + 1$), the structure is also confirmed by proton NMR.

5

Example 4

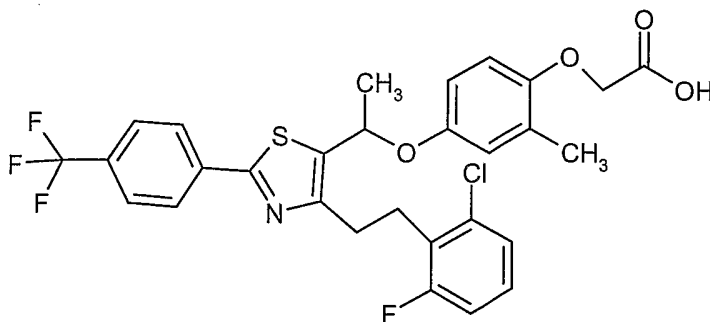
(4-{1-[4-[2-(2-Chloro-6-fluoro-phenyl)-ethyl]-2-(4-trifluoromethyl-phenyl)-thiazol-5-yl]-ethoxy}-2-methyl-phenoxy)-acetic acid



10 MS (ES): 594.2 ($M^+ + 1$, ^{35}Cl), 596.2 ($M^+ + 1$, ^{37}Cl), the structure is also confirmed by proton NMR.

Example 5

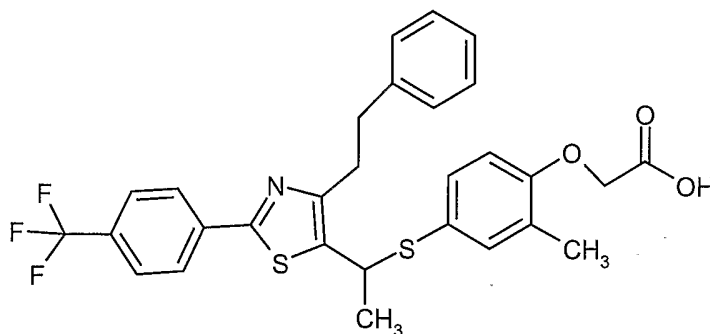
15 3-(4-{1-[4-[2-(2-Chloro-6-fluoro-phenyl)-ethyl]-2-(4-trifluoromethyl-phenyl)-thiazol-5-yl]-ethoxy}-2-methyl-phenyl)-propionic acid



MS (ES): 592.2 ($M^+ + 1$, ^{35}Cl), 594.2 ($M^+ + 1$, ^{37}Cl), the structure is also confirmed by proton NMR.

Example 6

5 (2-Methyl-4-{1-[4-phenethyl-2-(4-trifluoromethyl-phenyl)-thiazol-5-yl]-ethylsulfanyl}-phenoxy)-acetic acid

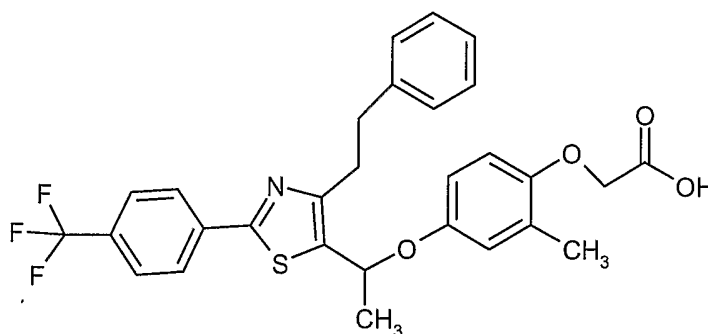


MS (ES): 558.2 ($M^+ + 1$), the structure is also confirmed by proton NMR.

10

Example 7

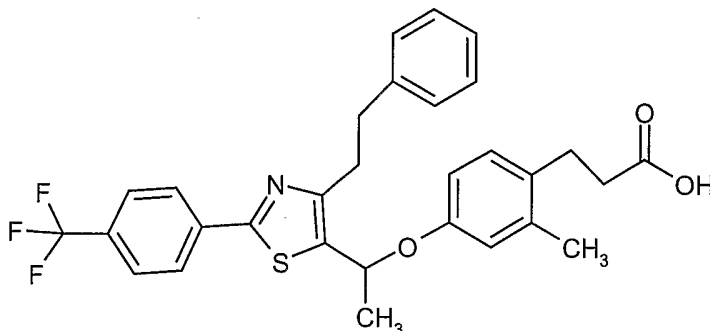
(2-Methyl-4-{1-[4-phenethyl-2-(4-trifluoromethyl-phenyl)-thiazol-5-yl]-ethoxy}-phenoxy)-acetic acid



15 MS (ES): 542.2 ($M^+ + 1$), the structure is also confirmed by proton NMR.

Example 8

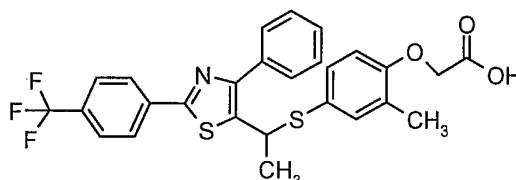
3-(2-Methyl-4-{1-[4-phenethyl-2-(4-trifluoromethyl-phenyl)-thiazol-5-yl]-ethoxy}-phenyl)-propionic acid



MS (ES): 540.2 ($M^+ + 1$), the structure is also confirmed by proton NMR.

Example 9

5 (2-Methyl-4-{1-[4-phenyl-2-(4-trifluoromethyl-phenyl)-thiazol-5-yl]-ethylsulfanyl}-phenoxy)-acetic acid

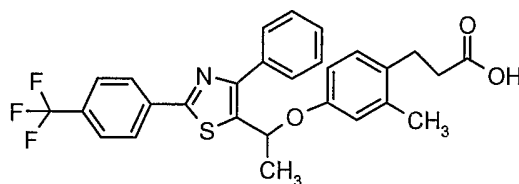


MS (ES): 530.2 ($M^+ + 1$), the structure is also confirmed by proton NMR.

10

Example 10

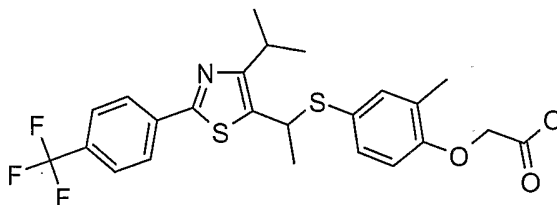
3-(2-Methyl-4-{1-[4-phenyl-2-(4-trifluoromethyl-phenyl)-thiazol-5-yl]-ethoxy}-phenyl)-propionic acid



15 MS (ES): 512.2 ($M^+ + 1$), the structure is also confirmed by proton NMR.

Example 11

20 (4-{1-[4-Isopropyl-2-(4-trifluoromethyl-phenyl)-thiazol-5-yl]-ethylsulfanyl}-2-methyl-phenoxy)-acetic acid

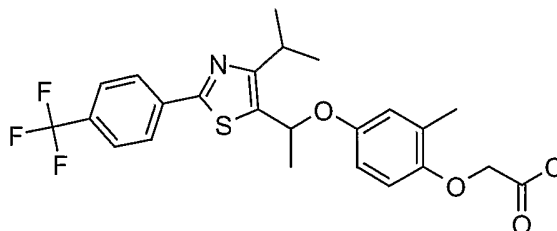


MS (ES): 496.7 (M^+1), the structure is also confirmed by proton NMR.

5

Example 12

4-(1-[4-Isopropyl-2-(4-trifluoromethyl-phenyl)-thiazol-5-yl]-ethoxy)-2-methyl-phenoxy)-acetic acid

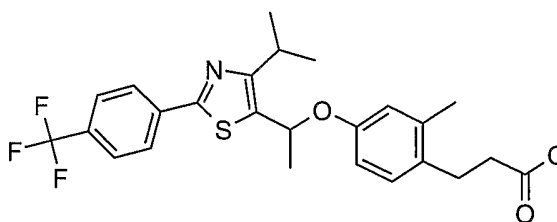


MS (ES): 480.6 (M^+1), the structure is also confirmed by proton NMR.

10

Example 13

3-(4-(1-[4-Isopropyl-2-(4-trifluoromethyl-phenyl)-thiazol-5-yl]-ethoxy)-2-methyl-phenyl)-propionic acid

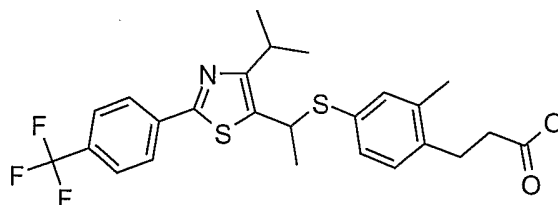


15

MS (ES): 478.6 (M^+1), the structure is also confirmed by proton NMR.

Example 14

20 3-(4-(1-[4-Isopropyl-2-(4-trifluoromethyl-phenyl)-thiazol-5-yl]-ethylsulfanyl)-2-methyl-phenyl)-propionic acid

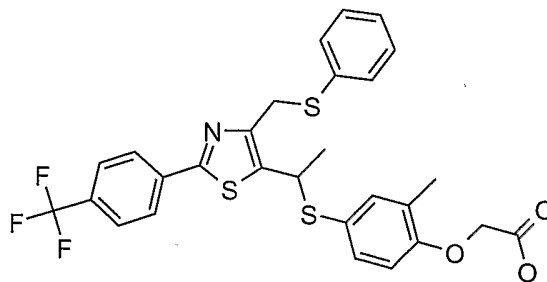


MS (ES): 494.7 ($M^+ + 1$), the structure is also confirmed by proton NMR.

5

Example 15

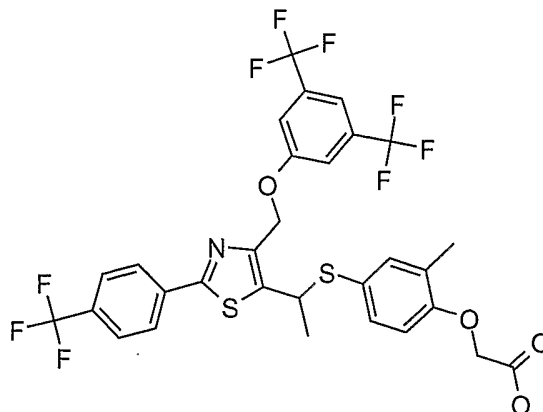
(2-Methyl-4-{1-[4-phenylsulfanylmethyl]-2-(4-trifluoromethyl-phenyl)-thiazol-5-yl]-ethylsulfanyl}-phenoxy)-acetic acid



10 MS (ES): 576.8 ($M^+ + 1$), the structure is also confirmed by proton NMR.

Example 16

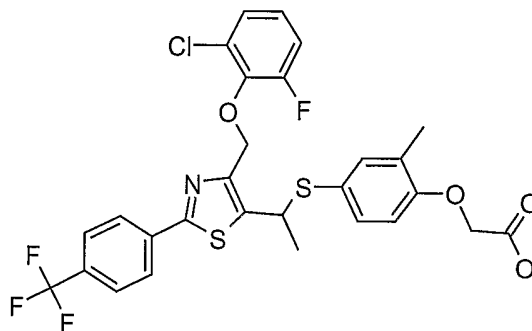
15 (4-{1-[4-(3,5-bis-trifluoromethyl-phenoxy)methyl]-2-(4-trifluoromethyl-phenyl)-thiazol-5-yl]-ethylsulfanyl}-2-methyl-phenoxy)-acetic acid



MS (ES): 696.7 ($M^+ + 1$), the structure is also confirmed by proton NMR.

Example 17

5 (4-{1-[4-(2-Chloro-6-fluoro-phenoxy)methyl]-2-(4-trifluoromethyl-phenyl)-thiazol-5-yl]-ethylsulfanyl}-2-methyl-phenoxy)-acetic acid

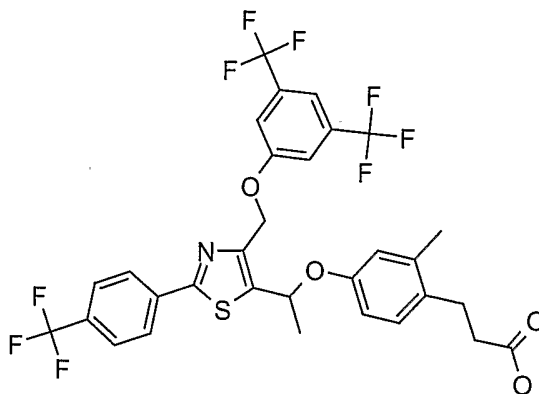


MS (ES): 613.2 ($M^+ + 1$), the structure is also confirmed by proton NMR.

10

Example 18

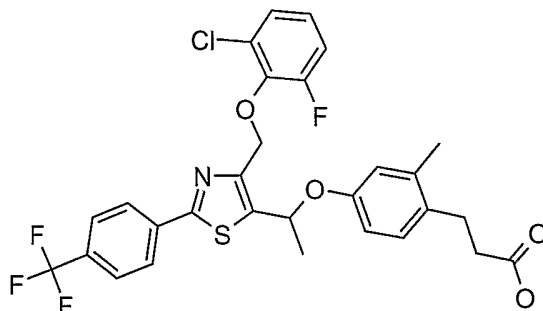
3-(4-{1-[4-(3,5-Bis-trifluoromethyl-phenoxy)methyl]-2-(4-trifluoromethyl-phenyl)-thiazol-5-yl]-ethoxy}-2-methyl-phenyl)-propionic acid



15 MS (ES): 678.7 ($M^+ + 1$), the structure is also confirmed by proton NMR.

Example 19

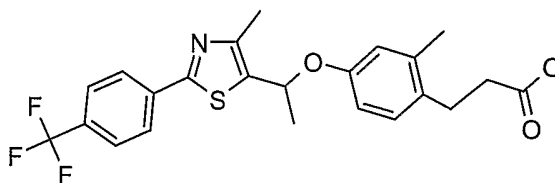
20 3-(4-{1-[4-(2-Chloro-6-fluoro-phenoxy)methyl]-2-(4-trifluoromethyl-phenyl)-thiazol-5-yl]-ethoxy}-2-methyl-phenyl)-propionic acid



MS (ES): 595.1 (M^+ +1), the structure is also confirmed by proton NMR.

Example 20

5 3-(2-Methyl-4-{1-[4-methyl-2-(4-trifluoromethyl-phenyl)-thiazol-5-yl]-ethoxy}-phenyl)-propionic acid

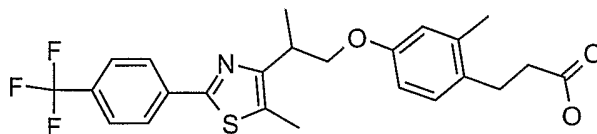


MS (ES): 450.6 (M^+ +1), the structure is also confirmed by proton NMR.

10

Example 21

3-(2-Methyl-4-{2-[5-methyl-2-(4-trifluoromethyl-phenyl)-thiazol-4-yl]-propoxy}-phenyl)-propionic acid

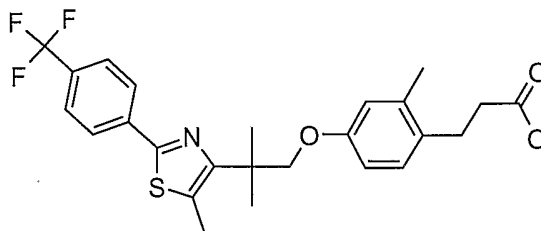


15

MS (ES): 464.6 (M^+ +1), the structure is also confirmed by proton NMR.

Example 22

20 3-(2-Methyl-4-{2-methyl-2-[5-methyl-2-(4-trifluoromethyl-phenyl)-thiazol-4-yl]-propoxy}-phenyl)-propionic acid

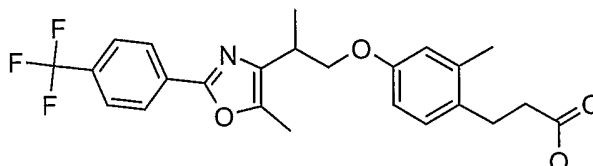


MS (ES): 478.6 (M^+ +1), the structure is also confirmed by proton NMR.

5

Example 23

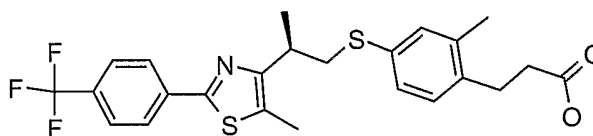
3-(2-Methyl-4-{2-[5-methyl-2-(4-trifluoromethyl-phenyl)-oxazol-4-yl]-propoxy}-phenyl)-propionic acid



10 MS (ES): 448.5 (M^+ +1), the structure is also confirmed by proton NMR.

Example 24

15 (S)-3-(2-Methyl-4-{2-[5-methyl-2-(4-trifluoromethyl-phenyl)-thiazol-4-yl]-propoxy}-phenyl)-propionic acid

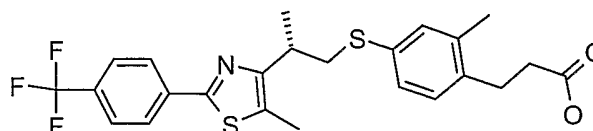


This compound is made in a similar manner using the chiral alcohol as starting material. MS (ES): 480.7 (M^+ +1), the structure is also confirmed by proton NMR.

20

Example 25

(R)-3-(2-Methyl-4-{2-[5-methyl-2-(4-trifluoromethyl-phenyl)-thiazol-4-yl]-propylsulfanyl}-phenyl)-propionic acid

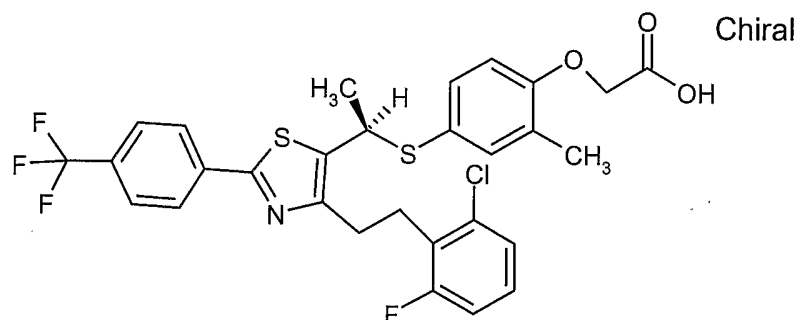


This compound is made in a similar manner using the chiral alcohol as starting material. MS (ES): 480.7 ($M^+ + 1$), the structure is also confirmed by proton NMR.

5

Example 26

(4-{1R-[4-[2-(2-Chloro-6-fluoro-phenyl)-ethyl]-2-(4-trifluoromethyl-phenyl)-thiazol-5-yl]-ethylsulfanyl}-2-methyl-phenoxy)-acetic acid

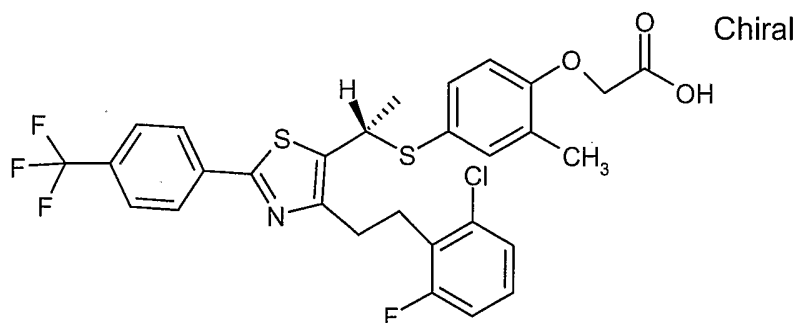


10 The racemic ethyl ester of 4-{1R-[4-[2-(2-Chloro-6-fluoro-phenyl)-ethyl]-2-(4-trifluoromethyl-phenyl)-thiazol-5-yl]-ethylsulfanyl}-2-methyl-phenoxy)-acetic acid is resolved on a Chiralcel OD column (2.1 x 25 cm). Eluted with ethanol in heptane and concentrated the fractions to provide a pure
15 enantiomer ester (isomer 1, 100% ee). Hydrolysis of the pure enantiomer of the ester provided the title compound as a white solid.

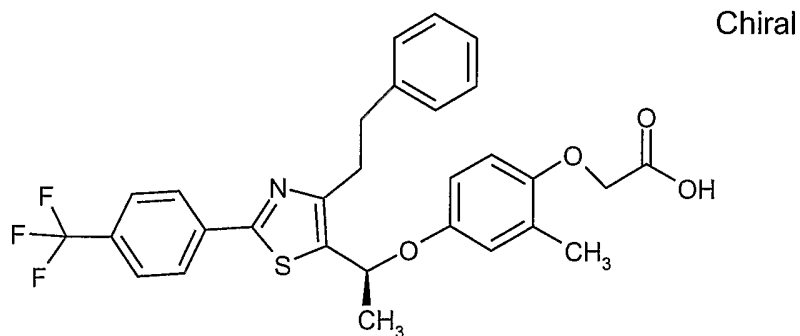
The following enantiomeric pure compounds are obtained by
20 similar chiral separation using Chiralcel OD column (2.1 x 25 cm) or using Chiralcel OJ column (2.1 x 25 cm):

Example 27

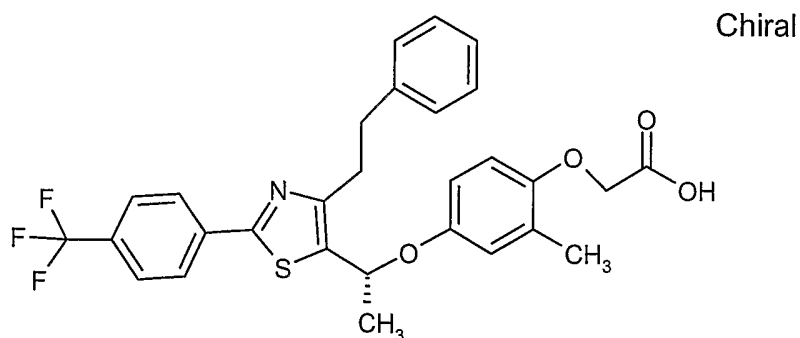
25 (4-{1S-[4-[2-(2-Chloro-6-fluoro-phenyl)-ethyl]-2-(4-trifluoromethyl-phenyl)-thiazol-5-yl]-ethylsulfanyl}-2-methyl-phenoxy)-acetic acid

**Example 28**

5 (2-Methyl-4-{1S-[4-phenethyl-2-(4-trifluoromethyl-phenyl)-
thiazol-5-yl]-ethoxy}-phenoxy)-acetic acid

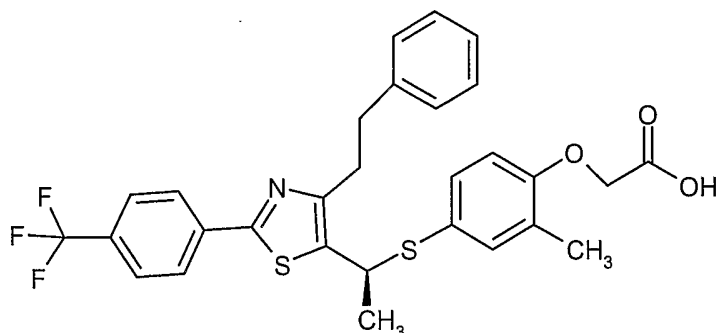
**Example 29**

10 (2-Methyl-4-{1R-[4-phenethyl-2-(4-trifluoromethyl-phenyl)-
thiazol-5-yl]-ethoxy}-phenoxy)-acetic acid

**Example 30**

15 (2-Methyl-4-{1S-[4-phenethyl-2-(4-trifluoromethyl-phenyl)-
thiazol-5-yl]-ethylsulfanyl}-phenoxy)-acetic acid

Chiral

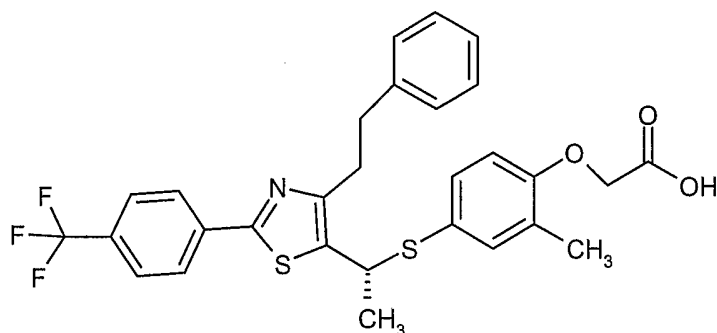


Example 31

(2-Methyl-4-{1R-[4-phenethyl-2-(4-trifluoromethyl-phenyl)-
thiazol-5-yl]-ethylsulfanyl}-phenoxy)-acetic acid

5

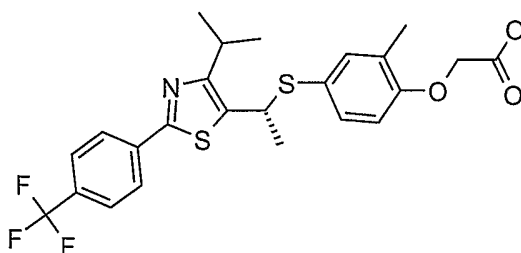
Chiral



Example 32

(R)-(4-{1-[4-Isopropyl-2-(4-trifluoromethyl-phenyl)-thiazol-
5-yl]-ethylsulfanyl}-2-methyl-phenoxy)-acetic acid

10

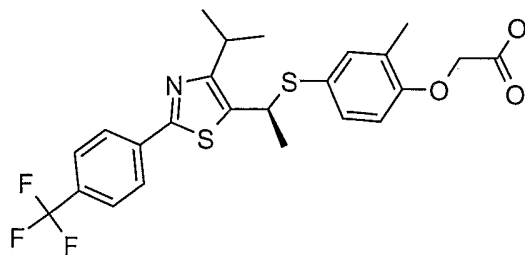


MS (ES): 496.7 (M^+1), the structure is also confirmed by proton NMR.

15

Example 33

(S)-(4-{1-[4-Isopropyl-2-(4-trifluoromethyl-phenyl)-thiazol-
5-yl]-ethylsulfanyl}-2-methyl-phenoxy)-acetic acid

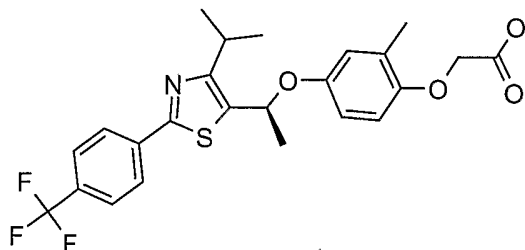


MS (ES): 496.7 ($M^+ + 1$), the structure is also confirmed by proton NMR.

5

Example 34

(S) - (4 - {1 - [4 - Isopropyl - 2 - (4 - trifluoromethyl - phenyl) - thiazol - 5 - yl] - ethoxy} - 2 - methyl - phenoxy) - acetic acid

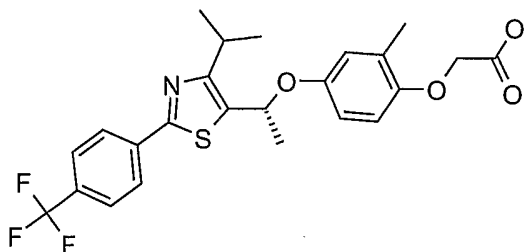


MS (ES): 480.6 ($M^+ + 1$), the structure is also confirmed by proton NMR.

10

Example 35

(R) - (4 - {1 - [4 - Isopropyl - 2 - (4 - trifluoromethyl - phenyl) - thiazol - 5 - yl] - ethoxy} - 2 - methyl - phenoxy) - acetic acid



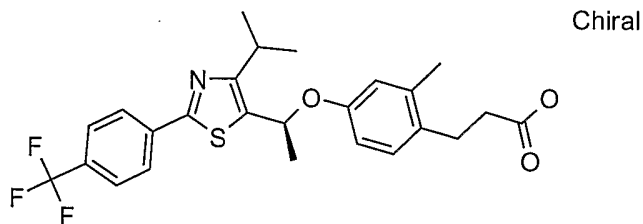
15

MS (ES): 480.6 ($M^+ + 1$), the structure is also confirmed by proton NMR.

Example 36

(S) - 3 - (4 - {1 - [4 - Isopropyl - 2 - (4 - trifluoromethyl - phenyl) - thiazol - 5 - yl] - ethoxy} - 2 - methyl - phenyl) - propionic acid

20

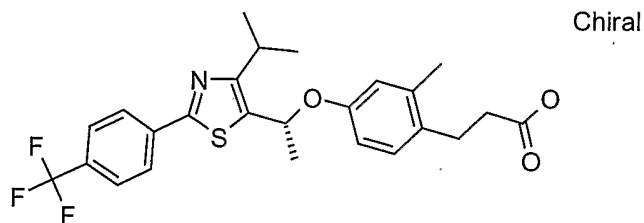


MS (ES): 478.6 (M^+1), the structure is also confirmed by proton NMR.

5

Example 37

(R)-3-(4-{1-[4-Isopropyl-2-(4-trifluoromethyl-phenyl)-thiazol-5-yl]-ethoxy}-2-methyl-phenyl)-propionic acid



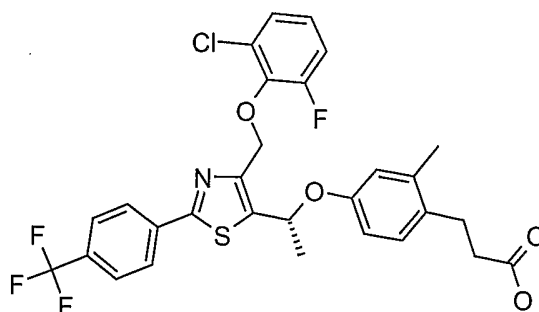
MS (ES): 478.6 (M^+1), the structure is also confirmed by proton NMR.

10

Example 38

(R)-3-(4-{1-[4-(2-Chloro-6-fluorophenoxymethyl)-2-(4-trifluoromethyl-phenyl)-thiazol-5-yl]-ethoxy}-2-methyl-phenyl)-propionic acid

15

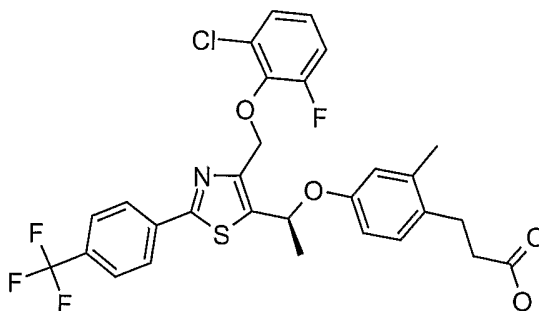


MS (ES): 595.1 (M^+1), the structure is also confirmed by proton NMR.

20

Example 39

(S)-3-(4-{1-[4-(2-Chloro-6-fluorophenoxymethyl)-2-(4-trifluoromethyl-phenyl)-thiazol-5-yl]-ethoxy}-2-methyl-phenyl)-propionic acid

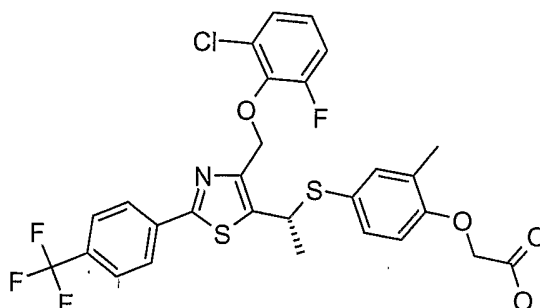


5

MS (ES): 595.1 ($M^+ + 1$), the structure is also confirmed by proton NMR.

Example 40

10 (R)-4-{1-[4-(2-Chloro-6-fluorophenoxymethyl)-2-(4-trifluoromethyl-phenyl)-thiazol-5-yl]-ethylsulfanyl}-2-methyl-phenoxy)-acetic acid

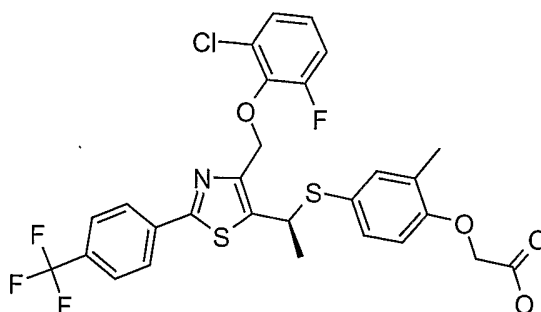


15

MS (ES): 612.1 ($M^+ + 1$), the structure is also confirmed by proton NMR.

Example 41

20 (S)-4-{1-[4-(2-Chloro-6-fluorophenoxymethyl)-2-(4-trifluoromethyl-phenyl)-thiazol-5-yl]-ethylsulfanyl}-2-methyl-phenoxy)-acetic acid

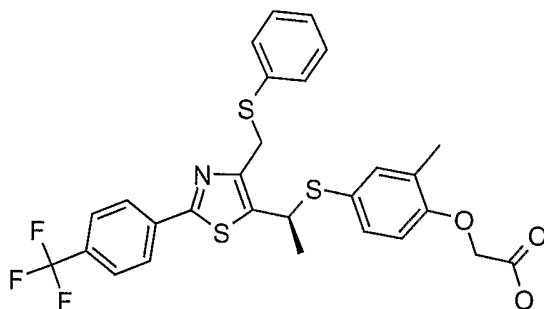


MS (ES): 612.1 ($M^+ + 1$), the structure is also confirmed by proton NMR.

5

Example 42

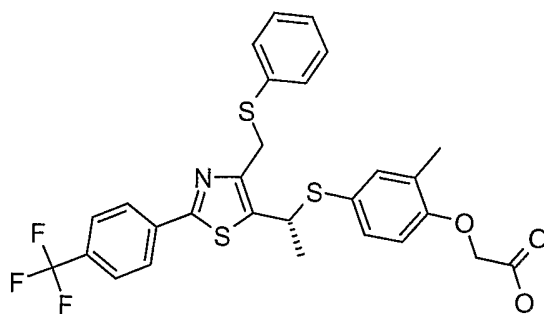
(S) - (2-Methyl-4-{1-[4-phenylsulfanylmethyl-2-(4-trifluoromethyl-phenyl)-thiazol-5-yl]-ethylsulfanyl}-phenoxy)-acetic acid



10 MS (ES): 576.07 ($M^+ + 1$), the structure is also confirmed by proton NMR.

Example 43

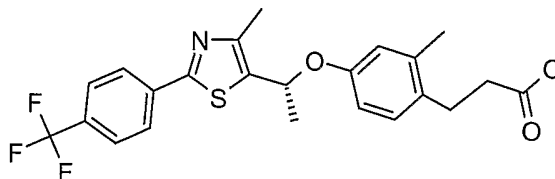
15 (R) - (2-Methyl-4-{1-[4-phenylsulfanylmethyl-2-(4-trifluoromethyl-phenyl)-thiazol-5-yl]-ethylsulfanyl}-phenoxy)-acetic acid



MS (ES): 576.07 (M^+1), the structure is also confirmed by proton NMR.

Example 44

5 (R)-3-(2-Methyl-4-{1-[4-methyl-2-(4-trifluoromethyl-phenyl)-thiazol-5-yl]-ethoxy}-phenyl)-propionic acid

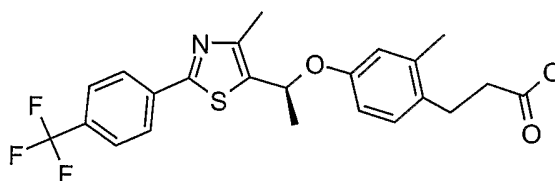


MS (ES): 450.6 (M^+1), the structure is also confirmed by proton NMR.

10

Example 45

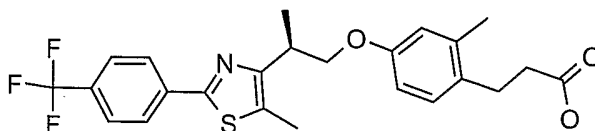
(S)-3-(2-Methyl-4-{1-[4-methyl-2-(4-trifluoromethyl-phenyl)-thiazol-5-yl]-ethoxy}-phenyl)-propionic acid



15 MS (ES): 450.6 (M^+1), the structure is also confirmed by proton NMR.

Example 46

20 (S)-3-(2-Methyl-4-{2-[5-methyl-2-(4-trifluoromethyl-phenyl)-thiazol-4-yl]-propoxy}-phenyl)-propionic acid

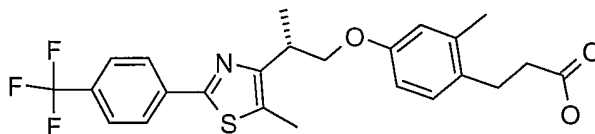


MS (ES): 464.2 (M^+1), the structure is also confirmed by proton NMR.

25

Example 47

(R)-3-(2-Methyl-4-{2-[5-methyl-2-(4-trifluoromethyl-phenyl)-thiazol-4-yl]-propoxy}-phenyl)-propionic acid

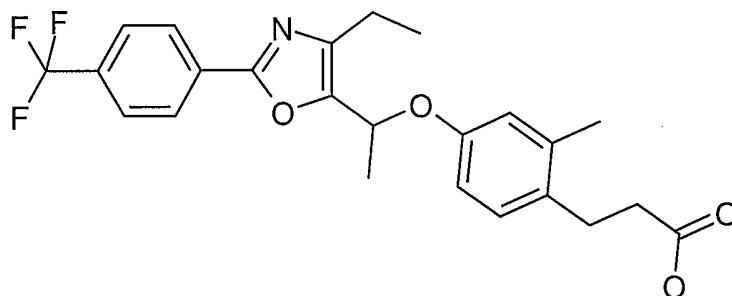


MS (ES): 464.2 (M^+1), the structure is also confirmed by proton NMR.

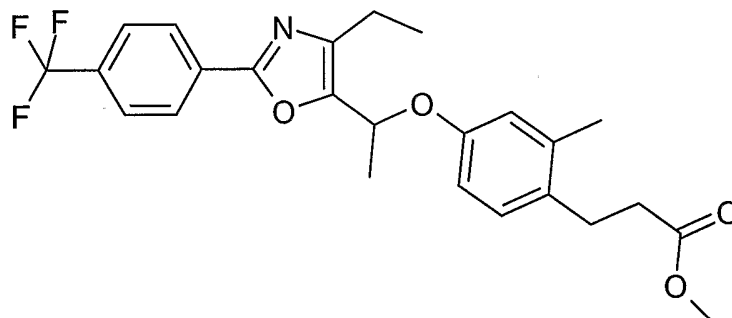
5

Example 48

3-(4-{1-[4-Ethyl-2-(4-trifluoromethyl-phenyl)-oxazol-5-yl]-ethoxy}-2-methyl-phenyl)-propionic acid

**Step A**

10 3-(4-{1-[4-Ethyl-2-(4-trifluoromethyl-phenyl)-oxazol-5-yl]-ethoxy}-2-methyl-phenyl)-propionic acid methyl ester



To a solution of 1-[4-ethyl-2-(4-trifluoromethyl-phenyl)-oxazol-5-yl]-ethanol (0.114g, 0.400 mmole) and 3-(4-Hydroxy-2-methyl-phenyl)-propionic acid methyl ester (0.078g, 0.400 mmole) in toluene (2 mL) at room temperature, is added tributylphosphine (0.200 mL, 0.800 mmole) followed by a solution of 1,1'-(azodicarbonyl)-dipiperidine (0.201g, 0.800mmole) in toluene (2 mL). The reaction is stirred overnight, then diluted with hexane (10 mL). The precipitate is removed through filtration and the

filtrate is concentrated, loaded to a silica gel column, eluted with ethyl acetate in hexane (0-15%) and concentrated to provide the titled compound as a white solid. Mass [EI+] 462 (M+H)⁺.

5

Step B

3-(4-{1-[4-Ethyl-2-(4-trifluoromethyl-phenyl)-oxazol-5-yl]-ethoxy}-2-methyl-phenyl)-propionic acid

3-(4-{1-[4-Ethyl-2-(4-trifluoromethyl-phenyl)-oxazol-5-yl]-ethoxy}-2-methyl-phenyl)-propionic acid methyl ester

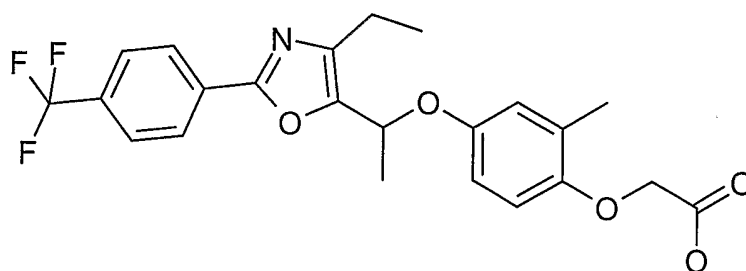
10 (0.095g, 0.206 mmole) is treated with a mixture of NaOH_(aq) (1 mL)/THF (3 mL)/MeOH (3 mL) at room temperature overnight. The organic solvents are removed on rota-vapor. The residue is diluted with water (10 mL), acidified to pH = 2 with 6N HCl_(aq). The precipitate is collected through filtration,
15 washed with cold water (30 mL) and dried to provide the titled compound as a white solid. Mass [EI+] 448 (M⁺+H), 446 (M⁺-H).

The following Compounds are made in this manner

20

EXAMPLE 49

(4-{1-[4-Ethyl-2-(4-trifluoromethyl-phenyl)-oxazol-5-yl]-ethoxy}-2-methyl-phenoxy)-acetic acid

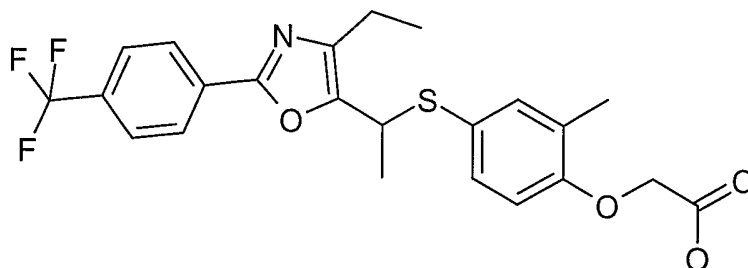


25 White solid. Mass [EI+] 450 (M⁺+H), 448 (M⁺-H).

EXAMPLE 50

(4-{1-[4-Ethyl-2-(4-trifluoromethyl-phenyl)-oxazol-5-yl]-ethylsulfanyl}-2-methyl-phenoxy)-acetic acid

30

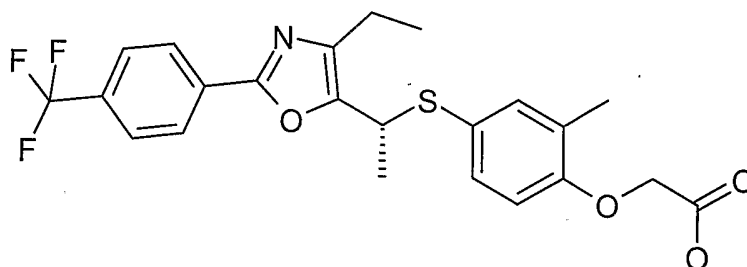


White solid. Mass [EI+] 466 (M^+H), 464 (M^+H).

5

EXAMPLE 51

(4-{1R-[4-Ethyl-2-(4-trifluoromethyl-phenyl)-oxazol-5-yl]-ethylsulfanyl}-2-methyl-phenoxy)-acetic acid



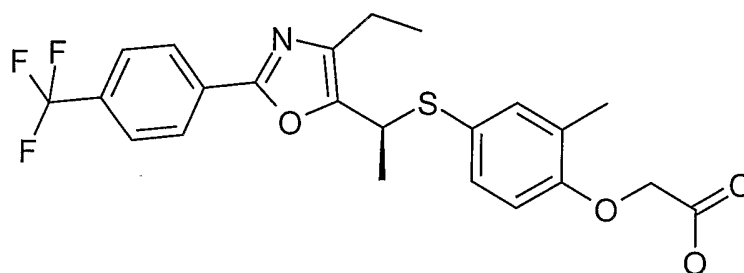
10

The racemic methyl ester of (4-{1-[4-ethyl-2-(4-trifluoromethyl-phenyl)-oxazol-5-yl]-ethylsulfanyl}-2-methyl-phenoxy)-acetic acid is resolved on a Chiralcel OJ column (2.1 x 25 cm). Eluted with 40% ethanol in heptane and concentrated the fractions to provide a pure enantiomer ester (isomer 1, 100% ee). Hydrolysis of the pure enantiomer of the ester provides the titled compound as a white solid. Mass [EI+] 466 (M^+H), 464 (M^+H).

20

EXAMPLE 52

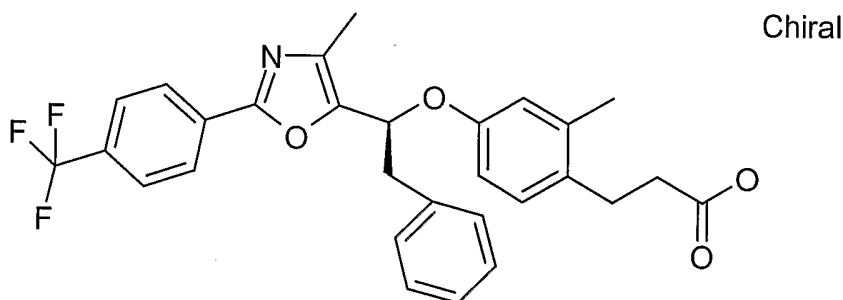
(4-{1S-[4-Ethyl-2-(4-trifluoromethyl-phenyl)-oxazol-5-yl]-ethylsulfanyl}-2-methyl-phenoxy)-acetic acid



From the chiral separation in previous example also gave the ester of this enantiomer. Hydrolysis of the pure enantiomer
 5 of the ester provides the titled compound as a white solid.
 Mass [EI+] 466 (M+H)⁺, 464 (M+H)⁻.

EXAMPLE 53

10 3-(2-Methyl-4-{1S-[4-methyl-2-(4-trifluoromethyl-phenyl)-oxazol-5-yl]-2-phenyl-ethoxy}-phenyl)-propionic acid



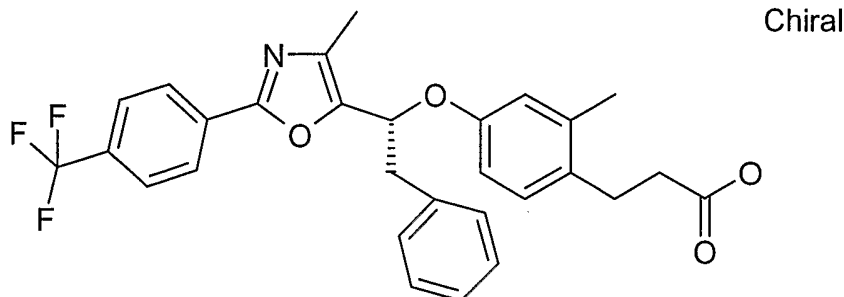
To a solution of 1-[4-Methyl-2-(4-trifluoromethyl-phenyl)-oxazol-5-yl]-2-phenyl-ethanone (1.2 g, 3.5 mmol) in 50 mL MeOH at 0 °C is added LiBH₄ (0.086 g, 3.50 mmol) portionwise.
 15 After gas evolution had ceased a tlc indicated that the reaction is complete and 50 mL of NH₄Cl (aq.) is added and the resultant solution extracted with ethyl acetate (3x 50mL). The combined organics are dried (Na₂SO₄), filtered and concentrated under vacuo. The resultant crude oil is
 20 purified by flash column chromatography (10%-20%) ethyl acetate/hexane to provide 1.1 g 1-[4-Methyl-2-(4-trifluoromethyl-phenyl)-oxazol-5-yl]-2-phenyl-ethanol. To a solution of 1-[4-Methyl-2-(4-trifluoromethyl-phenyl)-oxazol-5-yl]-2-phenyl-ethanol (0.50 g, 1.44 mmol), 3-(4-Hydroxy-2-

methyl-phenyl)-propionic acid methyl ester (0.28g, 1.44 mmol) and 1,1'-(azodicarbonyl)-dipiperidine (0.54g, 2.16 mmol) in 15 mL toluene is added tributylphosphine (0.5 mL, 2.16 mmol). After 1hr the volatiles are removed and the crude ester purified by flash column chromatography (10%-25%) ethyl acetate/hexane to provide 0.34 g (45%) of 3-(2-Methyl-4-{1-[4-methyl-2-(4-trifluoromethyl-phenyl)-oxazol-5-yl]-2-phenyl-ethoxy}-phenyl)-propionic acid methyl ester as the racemate. The ester is separated by HPLC utilizing a chiral column with ethanol as the eluent. This enantiomerically pure ester (0.097 g, 0.18 mmol) is hydrolyzed in the usual manner 3 eq. 1N LiOH in 0.5 mL 3:2:1 solution of THF:MeOH:H₂O to provide 0.09 g (93%) of the title compound. MS (M⁺+1) 510.

15

EXAMPLE 54

3-(2-Methyl-4-{1R-[4-methyl-2-(4-trifluoromethyl-phenyl)-oxazol-5-yl]-2-phenyl-ethoxy}-phenyl)-propionic acid

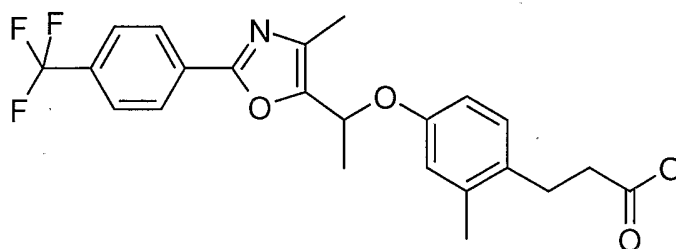


20 3-(2-Methyl-4-{1R-[4-methyl-2-(4-trifluoromethyl-phenyl)-oxazol-5-yl]-2-phenyl-ethoxy}-phenyl)-propionic acid ethyl ester (0.09 g, 0.17 mmol) obtained as described above is hydrolyzed in the usual manner 3 eq. 1N LiOH in 0.5 mL 3:2:1 solution of THF:MeOH:H₂O to provide 0.08 g (89%) of the title compound. MS (M⁺+1) 510.

25

EXAMPLE 55

3-(2-Methyl-4-{1-[4-methyl-2-(4-trifluoromethyl-phenyl)-oxazol-5-yl]-ethoxy}-phenyl)-propionic acid.



Step 1

3-(2-Methyl-4-{1-[4-methyl-2-(4-trifluoromethyl-phenyl)-oxazol-5-yl]-ethoxy}-phenyl)-propionic acid methyl ester
5 1-[4-Methyl-2-(4-trifluoromethyl-phenyl)-oxazol-5-yl]-ethanol (0.15 g, 0.553 mmol) and 3-(4-Hydroxy-2-methyl-phenyl)-propionic acid methyl ester (0.12 g, 0.610 mmol) are stirred in 10 mL toluene at 0°C under a nitrogen atmosphere. Tri-*n*-butylphosphine (0.21 mL, 0.83 mmol) is added followed
10 by 1,1'-(Azodicarbonyl)dipiperidine (0.21 g, 0.83 mmol). The mixture is allowed to stir at room temperature for 20 hr. The resulting slurry is concentrated under reduced pressure. 50 mL of a 1:1 solution of ethyl acetate:hexanes is added, and the slurry is filtered. The resulting solution is
15 concentrated and purified by silica gel chromatography eluting with a mixture of 8:2 hexanes:ethyl acetate yielding 3-(2-Methyl-4-{1-[4-methyl-2-(4-trifluoromethyl-phenyl)-oxazol-5-yl]-ethoxy}-phenyl)-propionic acid methyl ester as a white solid, 0.176 g (71%). MS (M^+ +1) 446.

20

Step 2

3-(2-Methyl-4-{1-[4-methyl-2-(4-trifluoromethyl-phenyl)-oxazol-5-yl]-ethoxy}-phenyl)-propionic acid
3-(2-Methyl-4-{1-[4-methyl-2-(4-trifluoromethyl-phenyl)-oxazol-5-yl]-ethoxy}-phenyl)-propionic acid methyl ester
25 (0.176 g, 0.393 mmol) is dissolved in 20 mL of a 3:2:1 mixture of THF:MeOH:H₂O. Lithium hydroxide (0.050 g, 2.08 mmol) is added and the resulting mixture is heated to 60°C for 1 hr. The mixture is cooled to room temperature,
30 diluted with 50 mL water and the pH is adjusted to 2-3 with 1M HCl. The product is extracted with two 50 mL portions of

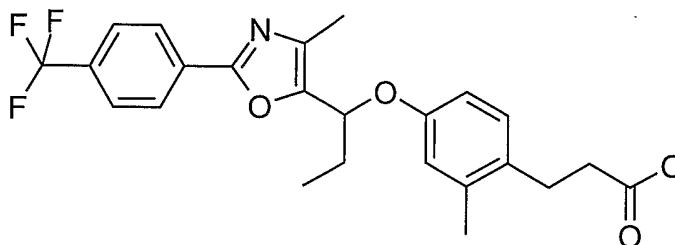
ethyl acetate. The combined organic extracts are washed with 50 mL water, dried over anhydrous magnesium sulfate, filtered, and concentrated to yield the title compound, 3-(2-Methyl-4-{1-[4-methyl-2-(4-trifluoromethyl-phenyl)-oxazol-5-yl]-ethoxy}-phenyl)-propionic acid as a white solid, 0.12 g (71%). MS ($M^+ + 1$) 434.

The following compounds are made in a similar manner as Example 55:

10

Example 56

3-(2-Methyl-4-{1-[4-methyl-2-(4-trifluoromethyl-phenyl)-oxazol-5-yl]-propoxy}-phenyl)-propionic acid

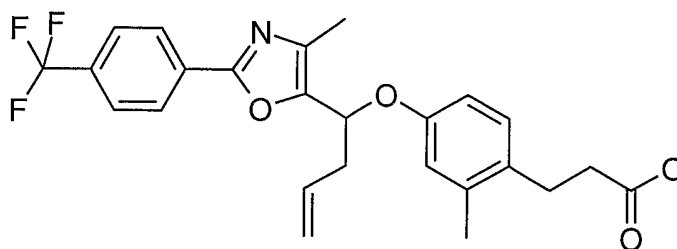


The structure is confirmed by MS. MS ($M^+ - 1$) 448.

15

Example 57

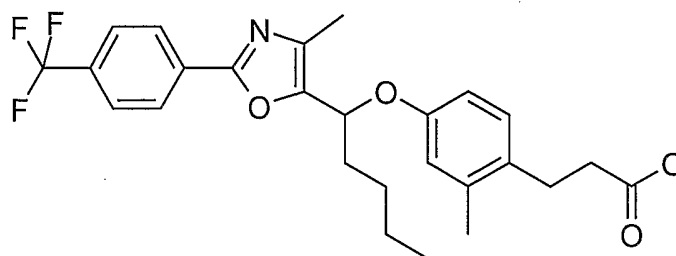
3-(2-Methyl-4-{1-[4-methyl-2-(4-trifluoromethyl-phenyl)-oxazol-5-yl]-but-3-enyloxy}-phenyl)-propionic acid



20 The structure is confirmed by MS. MS ($M^+ + 1$) 460.

Example 58

3-(2-Methyl-4-{1-[4-methyl-2-(4-trifluoromethyl-phenyl)-oxazol-5-yl]-pentyloxy}-phenyl)-propionic acid

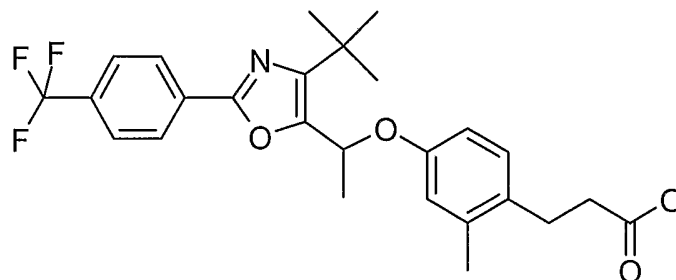


The structure is confirmed by MS. MS ($M^+ + 1$) 476.

5

Example 59

3-(4-{1-[4-tert-Butyl-2-(4-trifluoromethyl-phenyl)-oxazol-5-yl]-ethoxy}-2-methyl-phenyl)-propionic acid

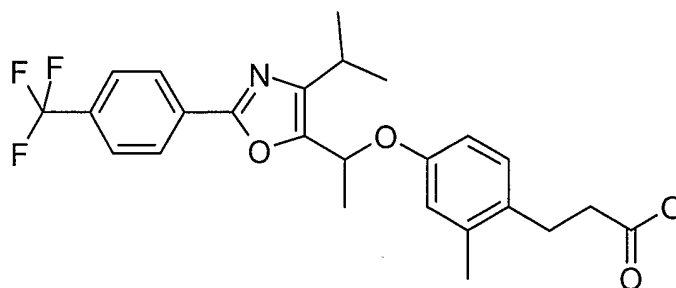


The structure is confirmed by MS. MS ($M^+ + 1$) 476.

10

Example 60

3-(4-{1-[4-Isopropyl-2-(4-trifluoromethyl-phenyl)-oxazol-5-yl]-ethoxy}-2-methyl-phenyl)-propionic acid

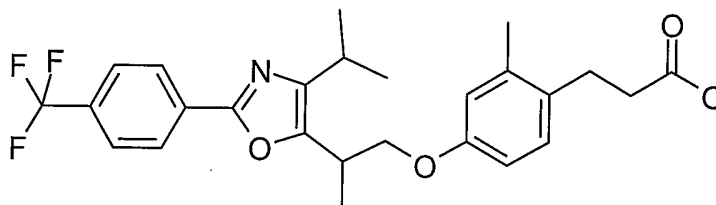


15 The structure is confirmed by MS. MS ($M^+ + 1$) 462.

20

Example 61

3-(4-{2-[4-Isopropyl-2-(4-trifluoromethyl-phenyl)-oxazol-5-yl]-propoxy}-2-methyl-phenyl)-propionic acid



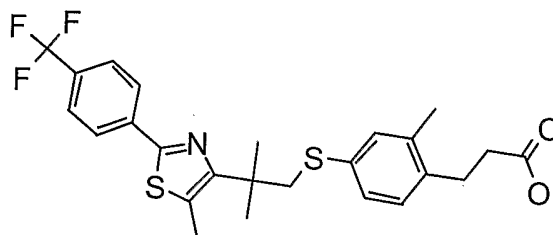
5

The structure is confirmed by MS. MS ($M^+ + 1$) 476.

Example 62

3-(2-Methyl-4-{2-methyl-2-[5-methyl-2-(4-trifluoromethyl-phenyl)-thiazol-4-yl]-propylsulfanyl}-phenyl)-propionic acid

10

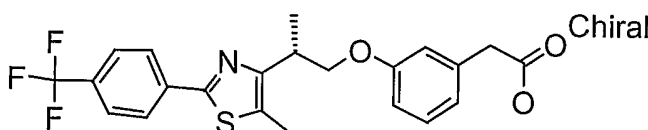


MS (ES): 494.07 ($M^+ + 1$).

Example 63

(R) - (3-{2-[5-Methyl-2-(4-trifluoromethyl-phenyl)-thiazol-4-yl]-propoxy}-phenyl)-acetic acid

15



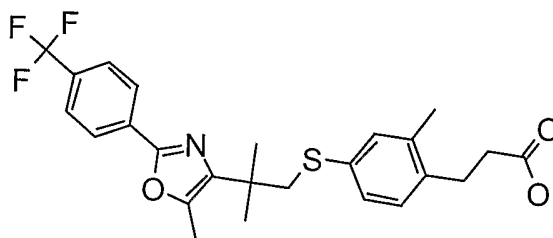
MS (ES): 436.1 ($M^+ + 1$).

20

Example 64

3-(2-Methyl-4-{2-methyl-2-[5-methyl-2-(4-trifluoromethyl-phenyl)-oxazol-4-yl]-propylsulfanyl}-phenyl)-propionic acid

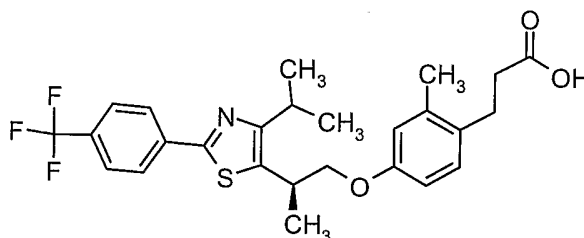
25



MS (ES): 478.11 ($M^+ + 1$).

Example 65

3-(4-{2-[4-Isopropyl-2-(4-trifluoromethyl-phenyl)-thiazol-5-yl]-propoxy}-2-methyl-phenyl)-propionic acid



Step 1

2-[4-Isopropyl-2-(4-trifluoromethyl-phenyl)-thiazol-5-yl]-propan-1-ol (329 mg, 1.0 mmol) is dissolved into anhydrous toluene (5 mL) and cooled in an ice bath to 0°C with stirring under nitrogen. Tributyl phosphine (400 μ L, 1.50 mmol) is added by syringe followed by 1-1'-azodicarbonyl-dipiperidine (405 mg, 1.50 mmol). Finally, 3-(4-Hydroxy-2-methyl-phenyl)-propionic acid methyl ester (200 mg, 1.20 mmol) is then added. The reaction is allowed to stir under nitrogen at 0°C for 1 hour, then room temperature and monitored by TLC and HPLC. Upon completion, the reaction is diluted with hexanes and allowed to stir vigorously for 10 min. The resulting white precipitate is then filtered away and the solution is concentrated under vacuum. The residue is further purified using either EtOAc/Hexanes(1:9) or Acetone/Hexanes(1:9) gradients on silica gel chromatography to yield 3-(4-{2-[4-Isopropyl-2-(4-trifluoromethyl-phenyl)-thiazol-5-yl]-propoxy}-2-methyl-phenyl)-propionic acid methyl ester (239 mg, 0.4725 mmol) or 45%.

Step 2

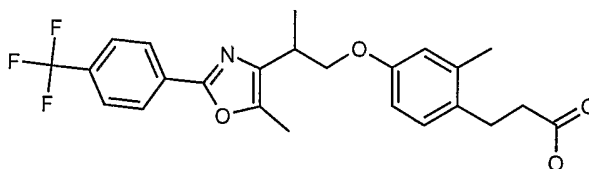
3-(4-{2-[4-Isopropyl-2-(4-trifluoromethyl-phenyl)-thiazol-5-yl]-propoxy}-2-methyl-phenyl)-propionic acid methyl ester (239 mg, 0.4725 mmol) is dissolved in tetrahydrofuran (1mL) and 5N NaOH (1mL) is added. The mixture is heated to reflux until the conversion is complete. Upon complete conversion, the reaction is cooled to room temperature and 5N HCl (1mL) is added. The mixture is diluted with diethyl ether and extracted with 1N HCl. The organic layer is washed with water and brine, then dried over anhydrous sodium sulfate. Concentration of the solvent reveals the pure 3-(4-{2-[4-Isopropyl-2-(4-trifluoromethyl-phenyl)-thiazol-5-yl]-propoxy}-2-methyl-phenyl)-propionic acid in near quantitative yield (221 mg, 0.4489 mmol).

15

The following compounds are made in a substantially similar manner:

Example 66

20 Racemic-3-(2-Methyl-4-{2-[5-methyl-2-(4-trifluoromethyl-phenyl)-oxazol-4-yl]-propoxy}-phenyl)-propionic acid

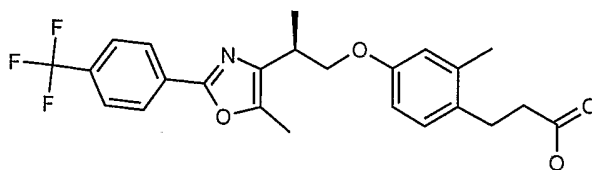


MS (ES): 448.24 (M⁺+1).

25

Example 67

(S)-3-(2-Methyl-4-{2-[5-methyl-2-(4-trifluoromethyl-phenyl)-oxazol-4-yl]-propoxy}-phenyl)-propionic acid

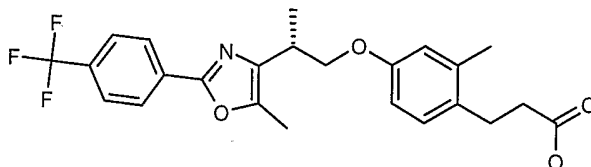


MS (ES): 448.15 (M⁺+1).

30

Example 68

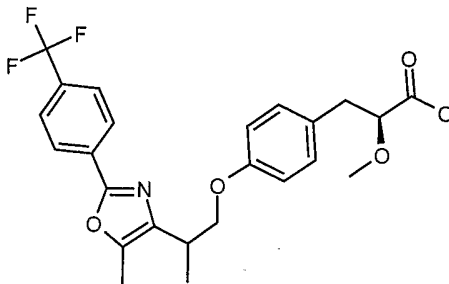
(R)-3-(2-Methyl-4-{2-[5-methyl-2-(4-trifluoromethyl-phenyl)-oxazol-4-yl]-propoxy}-phenyl)-propionic acid



5 MS (ES): 448.15 ($M^+ + 1$).

Example 69

2-Methoxy-3-(4-{2-[5-methyl-2-(4-trifluoromethyl-phenyl)-oxazol-4-yl]-propoxy}-phenyl)-propionic acid



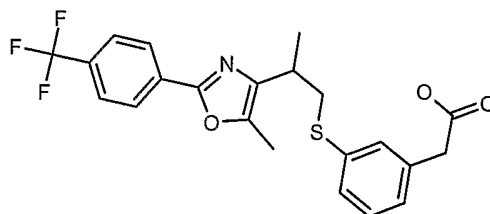
10

MS (ES): 464.1 ($M^+ + 1$).

Example 70

Racemic-(3-{2-[5-Methyl-2-(4-trifluoromethyl-phenyl)-oxazol-4-yl]-propylsulfanyl}-phenyl)-acetic acid

15

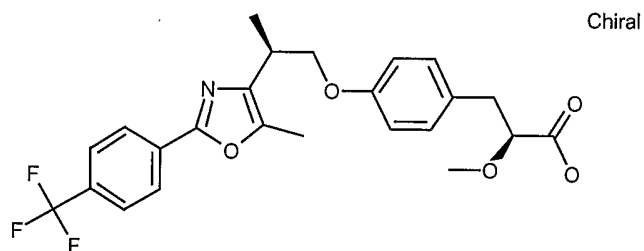


MS (ES): 436.11 ($M^+ + 1$).

Example 71

2-Methoxy-3-(4-{2-[5-methyl-2-(4-trifluoromethyl-phenyl)-oxazol-4-yl]-propoxy}-phenyl)-propionic acid

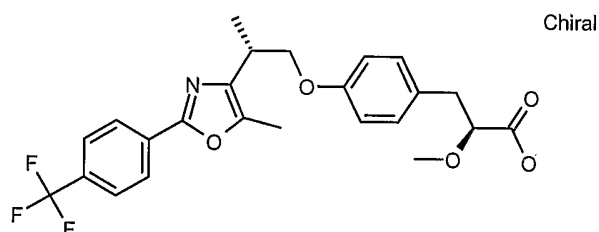
20



MS (ES): 464.13 ($M^+ + 1$).

Example 72

5 2-Methoxy-3-(4-{2-[5-methyl-2-(4-trifluoromethyl-phenyl)-oxazol-4-yl]-propoxy}-phenyl)-propionic acid

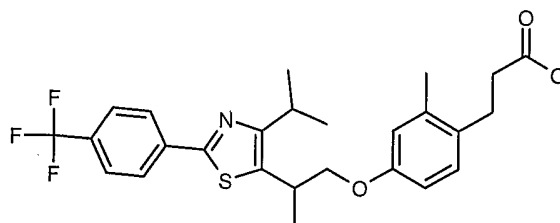


MS (ES): 464.13 ($M^+ + 1$).

10

Example 73

3-(4-{2-[4-Isopropyl-2-(4-trifluoromethyl-phenyl)-thiazol-5-yl]-propoxy}-2-methyl-phenyl)-propionic acid

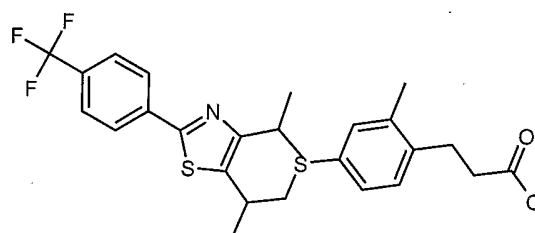


MS (ES): 492.13 ($M^+ + 1$).

15

Example 74

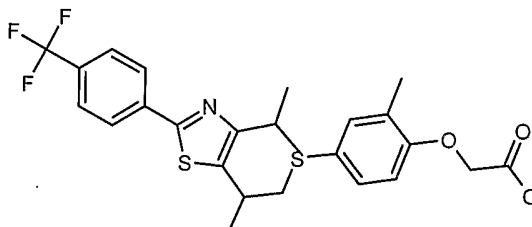
3-(4-{2-[4-Isopropyl-2-(4-trifluoromethyl-phenyl)-thiazol-5-yl]-propylsulfanyl}-2-methyl-phenyl)-propionic acid



MS (ES): 508.12 ($M^+ + 1$).

Example 75

5 (4-{2-[4-Isopropyl-2-(4-trifluoromethyl-phenyl)-thiazol-5-yl]-propylsulfanyl}-2-methyl-phenoxy)-acetic acid

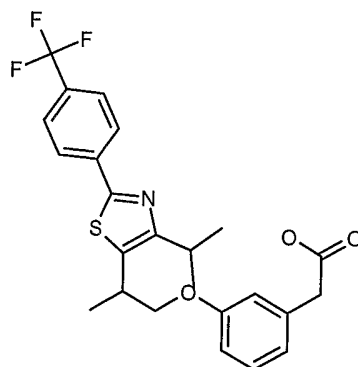


MS (ES): 510.09 ($M^+ + 1$).

10

Example 76

(3-{2-[4-Isopropyl-2-(4-trifluoromethyl-phenyl)-thiazol-5-yl]-propoxy}-phenyl)-acetic acid

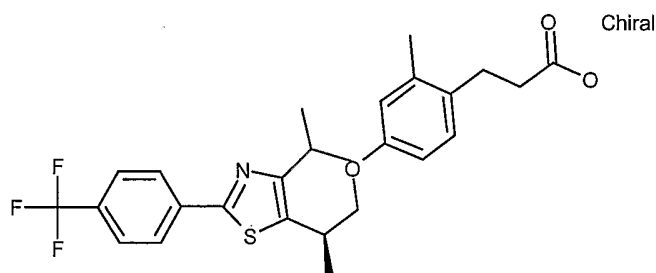


MS (ES): 464.13 ($M^+ + 1$).

15

Example 77

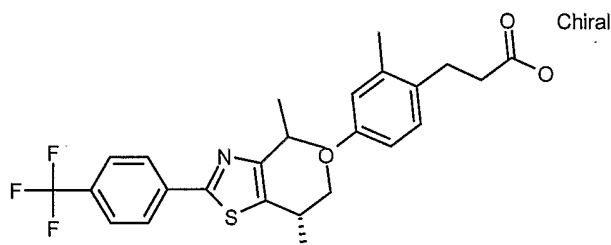
(R)-3-(4-{2-[4-Isopropyl-2-(4-trifluoromethyl-phenyl)-thiazol-5-yl]-propoxy}-2-methyl-phenyl)-propionic acid



MS (ES): 492.16 ($M^+ + 1$).

Example 78

5 (S) - 3 - (4 - {2 - [4 - Isopropyl - 2 - (4 - trifluoromethyl - phenyl) - thiazol - 5 - yl] - propoxy} - 2 - methyl - phenyl) - propionic acid

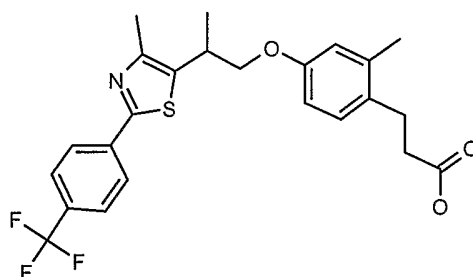


MS (ES): 492.13 ($M^+ + 1$).

10

Example 78

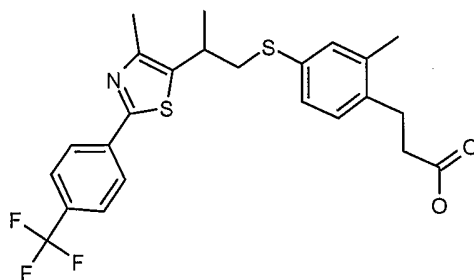
3 - (2 - Methyl - 4 - {2 - [4 - methyl - 2 - (4 - trifluoromethyl - phenyl) - thiazol - 5 - yl] - propoxy} - phenyl) - propionic acid



15 MS (ES): 464.11 ($M^+ + 1$).

Example 79

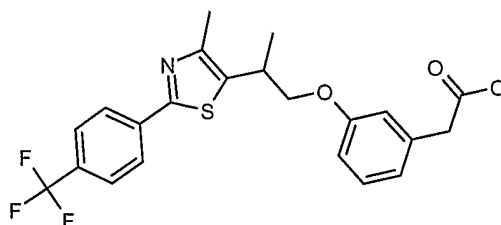
3 - (2 - Methyl - 4 - {2 - [4 - methyl - 2 - (4 - trifluoromethyl - phenyl) - thiazol - 5 - yl] - propylsulfanyl} - phenyl) - propionic acid



MS (ES): 480.1 ($M^+ + 1$).

Example 80

5 (3-{2-[4-Methyl-2-(4-trifluoromethyl-phenyl)-thiazol-5-yl]-
propoxy}-phenyl)-acetic acid

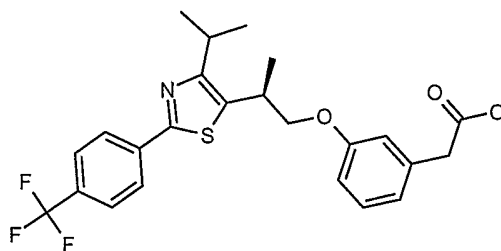


MS (ES): 436.09 ($M^+ + 1$).

10

Example 81

(R)-3-{2-[4-Isopropyl-2-(4-trifluoromethyl-phenyl)-thiazol-
5-yl]-propoxy}-phenyl)-acetic acid

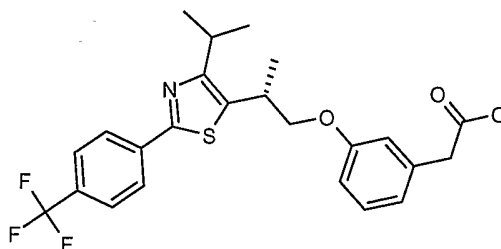


MS (ES): 464.08 ($M^+ + 1$).

15

Example 82

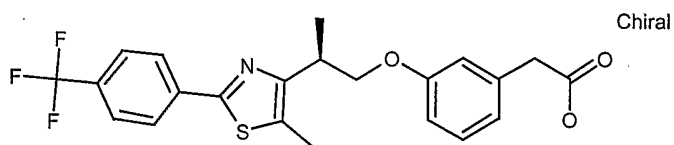
(R)-3-{2-[4-Isopropyl-2-(4-trifluoromethyl-phenyl)-thiazol-
5-yl]-propoxy}-phenyl)-acetic acid



MS (ES): 464.09 ($M^+ + 1$).

Example 83

5 (S) - (3 - {2 - [5 - Methyl - 2 - (4 - trifluoromethyl - phenyl) - thiazol - 4 - yl] - propoxy} - phenyl) - acetic acid

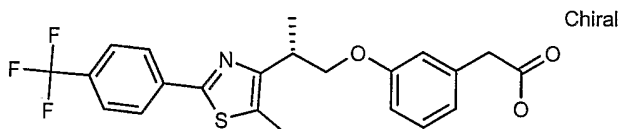


MS (ES): 434.07 ($M^+ - 1$).

10

Example 84

(R) - (3 - {2 - [5 - Methyl - 2 - (4 - trifluoromethyl - phenyl) - thiazol - 4 - yl] - propoxy} - phenyl) - acetic acid

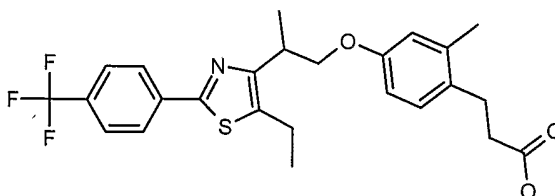


MS (ES): 436.1 ($M^+ + 1$).

15

Example 85

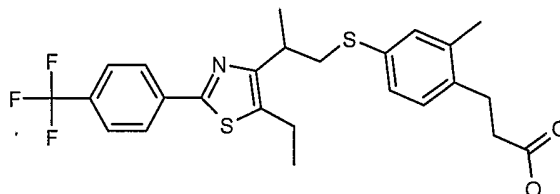
3 - (4 - {2 - [5 - Ethyl - 2 - (4 - trifluoromethyl - phenyl) - thiazol - 4 - yl] - propoxy} - 2 - methyl - phenyl) - propionic acid



20 MS (ES): 478.1 ($M^+ + 1$).

Example 86

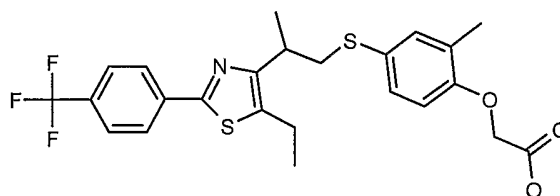
3-(4-{2-[5-Ethyl-2-(4-trifluoromethyl-phenyl)-thiazol-4-yl]-propylsulfanyl}-2-methyl-phenyl)-propionic acid



5 MS (ES): 494.1 ($M^+ + 1$).

Example 87

(4-{2-[5-Ethyl-2-(4-trifluoromethyl-phenyl)-thiazol-4-yl]-propylsulfanyl}-2-methyl-phenoxy)-acetic acid



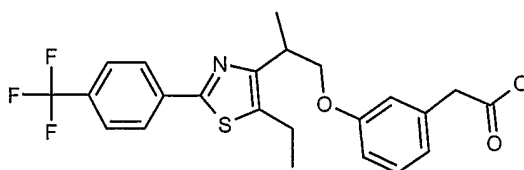
10

MS (ES): 496.0 ($M^+ + 1$).

Example 88

(3-{2-[5-Ethyl-2-(4-trifluoromethyl-phenyl)-thiazol-4-yl]-propoxy}-phenyl)-acetic acid

15

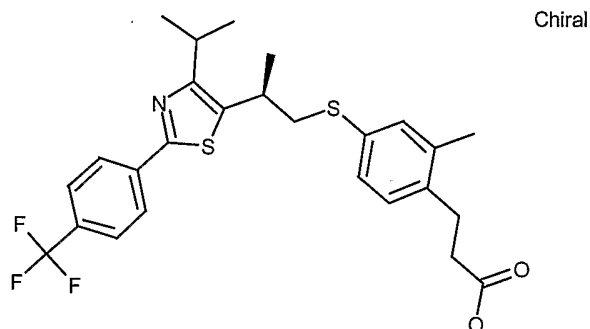


MS (ES): 450.11 ($M^+ + 1$).

Example 89

(S)-3-(4-{2-[4-Isopropyl-2-(4-trifluoromethyl-phenyl)-thiazol-5-yl]-propylsulfanyl}-2-methyl-phenyl)-propionic acid

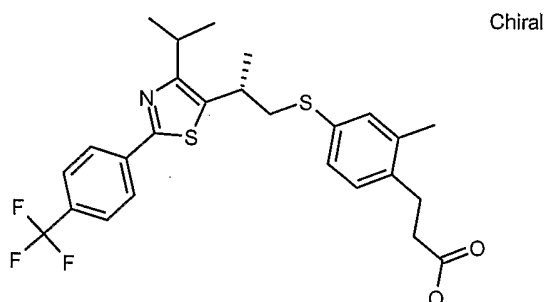
20



MS (ES): 508.07 ($M^+ + 1$).

Example 90

5 (R)-3-(4-{2-[4-isopropyl-2-(4-trifluoromethyl-phenyl)-thiazol-5-yl]-propylsulfanyl}-2-methyl-phenyl)-propionic acid

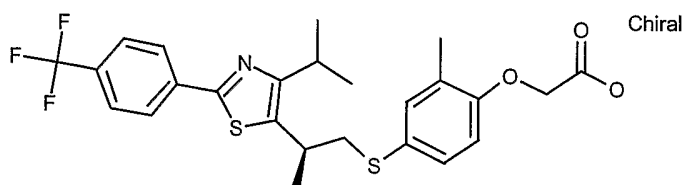


MS (ES): 508.07 ($M^+ + 1$).

10

Example 91

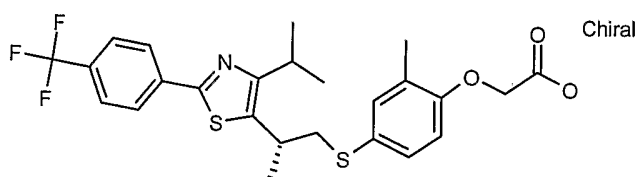
(R)-(4-{2-[4-isopropyl-2-(4-trifluoromethyl-phenyl)-thiazol-5-yl]-propylsulfanyl}-2-methyl-phenoxy)-acetic acid



15 MS (ES): 510.08 ($M^+ + 1$).

Example 92

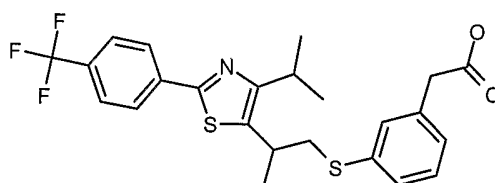
(R)-(4-{2-[4-isopropyl-2-(4-trifluoromethyl-phenyl)-thiazol-5-yl]-propylsulfanyl}-2-methyl-phenoxy)-acetic acid



MS (ES): 510.09 (M⁺+1).

Example 93

5 (3-{2-[4-Isopropyl-2-(4-trifluoromethyl-phenyl)-thiazol-5-yl]-propylsulfanyl}-phenyl)-acetic acid

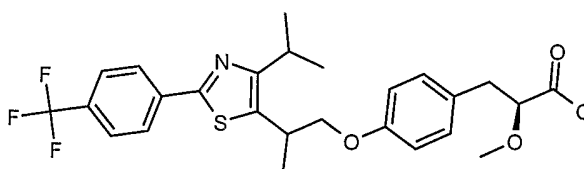


MS (ES): 480.12 (M⁺+1).

10

Example 94

3-(4-{2-[4-Isopropyl-2-(4-trifluoromethyl-phenyl)-thiazol-5-yl]-propoxy}-phenyl)-2-methoxy-propionic acid

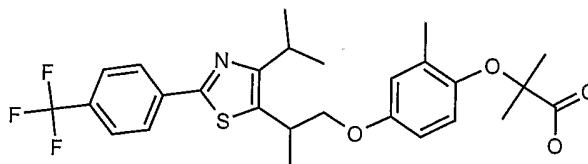


MS (ES): 506.15 (M⁺+1).

15

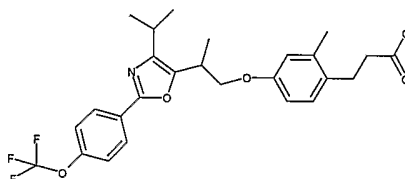
Example 95

2-(4-{2-[4-Isopropyl-2-(4-trifluoromethyl-phenyl)-thiazol-5-yl]-propoxy}-2-methyl-phenoxy)-2-methyl-propionic acid



20 MS (ES): 522.1 (M⁺+1).

Example 96



3-(4-{2-[4-Isopropyl-2-(4-trifluoromethoxy-phenyl)-oxazol-5-

yl]-propoxy}-2-methyl-phenyl)-propionic

5

acid

step A

A solution of 2-[4-isopropyl-2-(4-trifluoromethoxy-phenyl)-oxazol-5-yl]-propan-1-ol (230 mg, 0.699 mmol) and 2,6-di-*t*-butyl-4-methylpyridine (229 mg, 1.12 mmol) in CH₂Cl₂ (20 mL) at -40 °C is treated with triflic anhydride (0.165 mL, 0.979 mmol). The reaction mixture is stirred at -40 °C for 20 minutes and then quenched with MeOH (0.2 mL). The mixture is immediately concentrated to crude triflate and it is dissolved in THF (5 mL) and cooled to 0 °C. In the meantime, a solution of 3-(4-hydroxy-2-methyl-phenyl)-propionic acid methyl ester (165 mg, 0.839 mmol) in THF (5 mL) is treated with LiHMDS (0.84 mL, 1.0 M in THF) and stirred for 5 minutes. Cannula this phenoxide solution to the crude triflate solution and the resulting mixture is stirred for 12 hours while warmed up to room temperature. The mixture is concentrated and purified on silica gel chromatography with 10-15% EtOAc/Hexanes to afford the intermediate compound (239 mg, 68%).

25

Step B

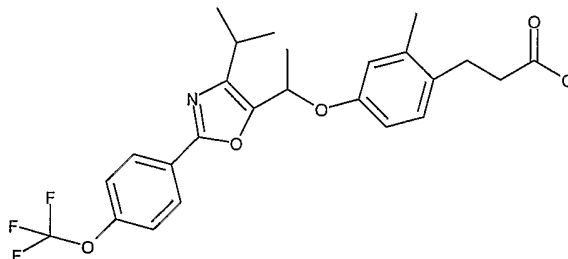
A solution of 3-(4-{2-[4-isopropyl-2-(4-trifluoromethoxy-phenyl)-oxazol-5-yl]-propoxy}-2-methyl-phenyl)-propionic acid methyl ester (239 mg, 0.473) in MeOH (1.0 mL) and THF (0.5 mL) is treated with NaOH (1.5 mL, 2.0 M) and stirred at room temperature for 12 hours. The mixture is neutralized to pH=4 with HCl (5 N) and extracted with EtOAc (20 mL x2), and the combined organics are dried (Na₂SO₄), concentrated and purified on silica gel chromatography column with

30

EtOAc/Hexanes (50/50) to yield the acid as white solid (202 mg, 87%). MS (ES): 492.2; the structure is also confirmed by proton NMR.

Example 97

5 3-(4-{1-[4-Isopropyl-2-(4-trifluoromethoxy-phenyl)-oxazol-5-yl]-ethoxy}-2-methyl-phenyl)-propionic acid



Step A

10 3-(4-{1-[4-Isopropyl-2-(4-trifluoromethoxy-phenyl)-oxazol-5-yl]-ethoxy}-2-methyl-phenyl)-propionic acid methyl ester

A solution of 1-[4-isopropyl-2-(4-trifluoromethoxy-phenyl)-oxazol-5-yl]-ethanol (140 mg, 0.446 mmol) and 3-(4-hydroxy-2-methyl-phenyl)-propionic acid methyl ester (122 mg, 0.624 mmol) in toluene (15 mL) is degassed and filled with nitrogen for 3 times. Tributylphosphine (144 mg, 0.713 mmol) is added to the reaction mixture under nitrogen at 0 °C, followed by addition of 1,1'-(azodicarbonyl)-dipiperidine (169 mg, 0.669 mmol). The reaction mixture is allowed to warm to room temperature and stirred for 4 hours. The mixture is loaded directly on silica gel column chromatography with 10-25% EtOAc/Hexanes to afford the title compound (25 mg, 11%).

25

Step B

3-(4-{1-[4-Isopropyl-2-(4-trifluoromethoxy-phenyl)-oxazol-5-yl]-ethoxy}-2-methyl-phenyl)-propionic acid

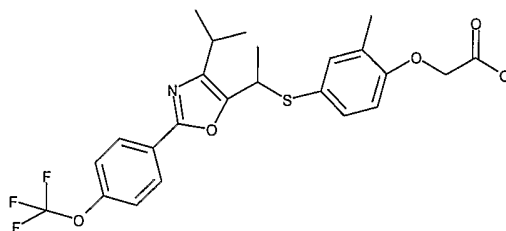
A solution of 3-(4-{1-[4-Isopropyl-2-(4-trifluoromethoxy-phenyl)-oxazol-5-yl]-ethoxy}-2-methyl-phenyl)-propionic acid methyl ester in MeOH (1.0 mL) and THF (0.5 mL) is treated with NaOH (1.5 mL, 2.0 M) and stirred at room temperature for 2 hours. The mixture is neutralized to pH=6 with HCl (5

N) and extracted with EtOAc (20 mL x2), and the combined organics are dried (Na_2SO_4), concentrated and purified on silica gel chromatography column with EtOAc/Hexanes (50/50) to yield the acid as white solid (14 mg). MS (ES): 478.2; the structure is also confirmed by proton NMR.

The following compounds are made in a similar manner:

Example 98

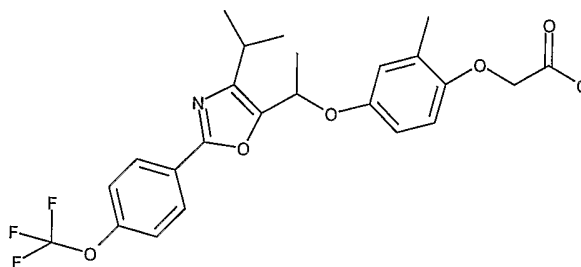
10 (4-{1-[4-Isopropyl-2-(4-trifluoromethoxy-phenyl)-oxazol-5-yl]-ethylsulfanyl}-2-methyl-phenoxy)-acetic acid



MS (ES): 496.1; the structure is also confirmed by proton NMR.

Example 99

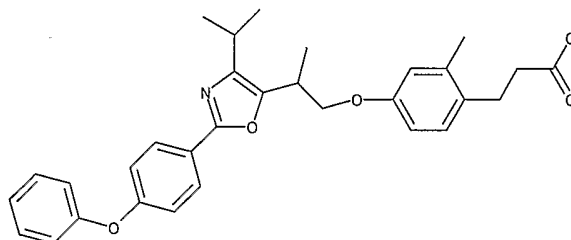
20 (4-{1-[4-Isopropyl-2-(4-trifluoromethoxy-phenyl)-oxazol-5-yl]-ethoxy}-2-methyl-phenoxy)-acetic acid



MS (ES): 480.2; the structure is also confirmed by proton NMR.

Example 100

3-(4-{2-[4-Isopropyl-2-(4-phenoxy-phenyl)-oxazol-5-yl]-propoxy}-2-methyl-phenyl)-propionic acid



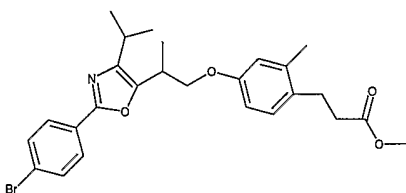
5 A solution of 1-[4-isopropyl-2-(4-phenoxyphenyl)-oxazol-5-yl]-ethanol (160 mg, 0.474 mmol) and 3-(4-hydroxy-2-methyl-phenyl)-propionic acid methyl ester (120 mg, 0.614 mmol) in toluene (10 mL) is degassed and filled with nitrogen for 3 times. Tributylphosphine (153 mg, 0.759 mmol) is added to
10 the reaction mixture under nitrogen at 0 °C, followed by addition of 1,1'-(azodicarbonyl)-dipiperidine (167 mg, 0.614 mmol). The reaction mixture is allowed to warm to room temperature and stirred for 2 hours. The mixture is loaded directly on silica gel column chromatography with 10-
15 25% EtOAc/Hexanes to afford the intermediate compound.

The intermediate is then dissolved in MeOH (1.0 mL) and THF (0.5 mL) and is treated with NaOH (1.5 mL, 2.0 M) and stirred at room temperature for 2 hours. The mixture is neutralized to pH=6 with HCl (5 N) and extracted with EtOAc
20 (20 mL x2), and the combined organics are dried (Na₂SO₄), concentrated to yield the acid as white solid (55 mg, 23%). MS (ES): 500.2; the structure is also confirmed by proton NMR.

25

Example 101

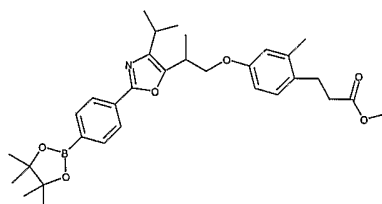
3-(4-{2-[2-(4-Bromo-phenyl)-4-isopropyl-oxazol-5-yl]-propoxy}-2-methyl-phenyl)-propionic acid methyl ester



A solution of 2-[2-(4-bromo-phenyl)-4-isopropyl-oxazol-5-yl]-propan-1-ol (225 mg, 0.694 mmol) and 3-(4-hydroxy-2-methyl-phenyl)-propionic acid methyl ester (190 mg, 0.972 mmol) in toluene (15 mL) is degassed and filled with
5 nitrogen for 3 times. Tributylphosphine (224 mg, 1.11 mmol) is added to the reaction mixture under nitrogen at 0 °C, followed by addition of 1,1'-(azodicarbonyl)-dipiperidine (280 mg, 1.11 mmol). The reaction mixture is allowed to warm to room temperature and stirred overnight, the mixture
10 is loaded directly on silica gel column chromatography with 10-15% EtOAc/Hexanes to afford the title compound (320 mg, 92%).

Example 102

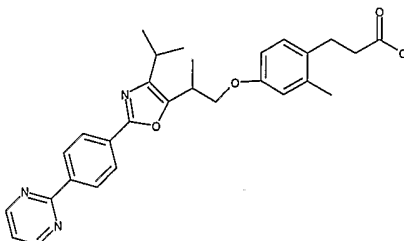
15 3-[4-(2-{4-Isopropyl-2-[4-(4,4,5,5-tetramethyl-1,3,2]dioxaborolan-2-yl)-phenyl]-oxazol-5-yl}-propoxy)-2-methyl-phenyl]-propionic acid methyl ester



To a solution of 3-(4-{2-[2-(4-Bromo-phenyl)-4-isopropyl-oxazol-5-yl]-propoxy}-2-methyl-phenyl)-propionic acid methyl
20 ester (0.871 g, 1.74 mmol) in DMSO (10 mL) is added bis(pinacolato)diboron (0.663 g, 2.61 mmol) and KOAc (0.682 g, 6.96 mmol). The suspension is bubbled with nitrogen gas for 10 minutes and then is treated with Pd(dppf)Cl₂ (20 mg).
25 The mixture is then stirred and heated at 85 °C for 6 hours. The reaction is quenched with water (50 mL) and extracted with EtOAc (50 mL x2) and the combined organics are dried (Na₂SO₄), concentrated and purified on silica gel chromatography column with 20% EtOAc/Hexanes to yield the
30 title compound as yellowish oil (0.825 g, 87%). MS (ES): 548.3

Example 103

3-(4-{2-[4-Isopropyl-2-(4-pyrimidin-2-yl-phenyl)-oxazol-5-yl]-propoxy}-2-methyl-phenyl)-propionic acid



5

A solution of 3-[4-(2-{4-isopropyl-2-[4-(4,4,5,5-tetramethyl-[1,3,2]dioxaborolan-2-yl)-phenyl]-oxazol-5-yl}-propoxy)-2-methyl-phenyl]-propionic acid methyl ester (91 mg, 0.166 mmol) in toluene (4.0 mL) is bubbled with nitrogen gas for 10 minutes. To this, Pd(dppf)Cl₂ (10 mg), Na₂CO₃ (1.0 mL, 2.0 M), 2-bromopyrimidine (53 mg, 0.333 mmol) are added. The resulting suspension is stirred and heated at 90 °C for 48 hours. It is then concentrated, purified on silica gel chromatography column with 20-40% EtOAc/Hexanes to yield the pyrimidine intermediate.

15

The pyrimidine intermediate is dissolved in MeOH (1.0 mL) and THF (0.5 mL) and treated with NaOH (1.5 mL, 2.0 M) and stirred at room temperature for 2 hours. The mixture is neutralized to pH=6 with HCl (5 N) and extracted with EtOAc (20 mL x2), and the combined organics are dried (Na₂SO₄), concentrated and purified on silica gel chromatography column with EtOAc/Hexanes/HOAc (50/50/2) to yield the acid as white solid (14 mg, 18%). MS (ES): 486.2; the structure is also confirmed by proton NMR.

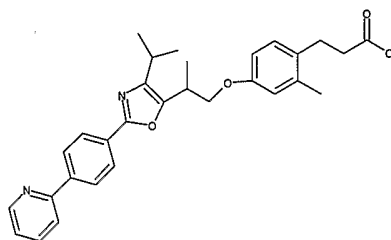
25

The following compounds are made in a similar manner:

Example 104

3-(4-{1-[4-Isopropyl-2-(4-pyridin-2-yl-phenyl)-oxazol-5-yl]-ethoxy}-2-methyl-phenyl)-propionic acid

30

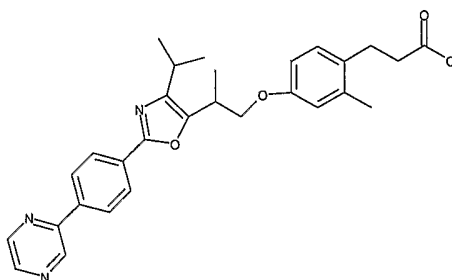


MS (ES): 485.2; the structure is also confirmed by proton NMR.

5

Example 105

3-(4-{2-[4-Isopropyl-2-(4-pyrazin-2-yl-phenyl)-oxazol-5-yl]-propoxy}-2-methyl-phenyl)-propionic acid

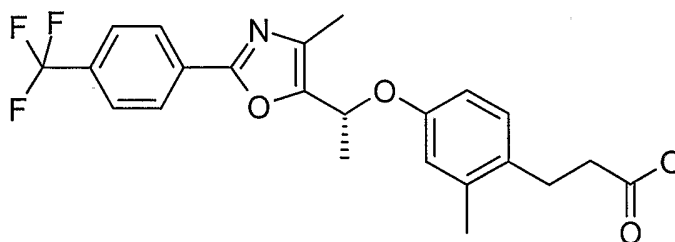


MS (ES): 486.2; the structure is also confirmed by proton NMR.

10

Example 106

(R)-3-(2-Methyl-4-{1-[4-methyl-2-(4-trifluoromethyl-phenyl)-oxazol-5-yl]-ethoxy}-phenyl)-propionic acid



15

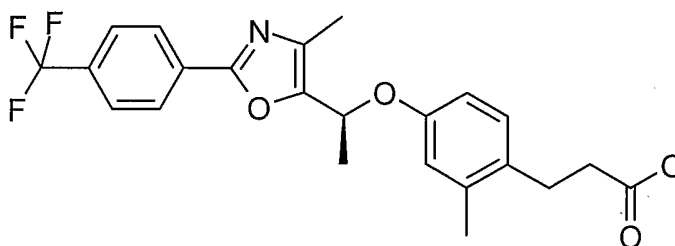
Racemic 3-(2-Methyl-4-{1-[4-methyl-2-(4-trifluoromethyl-phenyl)-oxazol-5-yl]-ethoxy}-phenyl)-propionic acid methyl ester is separated into its enantiomers using Ethanol as eluent on a Chiralpak AD at 1.0 mL/min to afford (R)-3-(2-Methyl-4-{1-[4-methyl-2-(4-trifluoromethyl-phenyl)-oxazol-5-yl]-ethoxy}-phenyl)-propionic acid methyl ester. Hydrolysis of the ester gave the title compound, (R)-3-(2-Methyl-4-{1-

20

[4-methyl-2-(4-trifluoromethyl-phenyl)-oxazol-5-yl]-ethoxy}-phenyl)-propionic acid as a white solid MS ($M^+ + 1$) 434.

Example 107

5 (S)-3-(2-Methyl-4-{1-[4-methyl-2-(4-trifluoromethyl-phenyl)-oxazol-5-yl]-ethoxy}-phenyl)-propionic acid

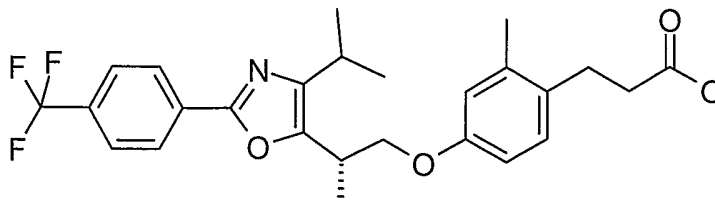


Racemic 3-(2-Methyl-4-{1-[4-methyl-2-(4-trifluoromethyl-phenyl)-oxazol-5-yl]-ethoxy}-phenyl)-propionic acid methyl ester is separated into its enantiomers using Ethanol as eluent on a Chiralpak AD at 1.0 mL/min to afford (S)-3-(2-Methyl-4-{1-[4-methyl-2-(4-trifluoromethyl-phenyl)-oxazol-5-yl]-ethoxy}-phenyl)-propionic acid methyl ester. Hydrolysis of the ester gave the title compound, (S)-3-(2-Methyl-4-{1-[4-methyl-2-(4-trifluoromethyl-phenyl)-oxazol-5-yl]-ethoxy}-phenyl)-propionic acid as a white solid MS ($M^+ + 1$) 434.

20 The following compounds are made in a similar manner via chiral separation:

Example 108

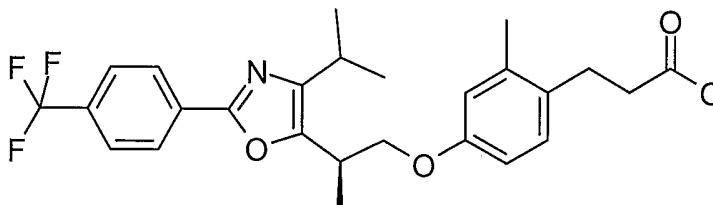
25 (S)-3-(4-{2-[4-Isopropyl-2-(4-trifluoromethyl-phenyl)-oxazol-5-yl]-propoxy}-2-methyl-phenyl)-propionic acid



The structure is confirmed by MS. MS ($M^+ + 1$) 476.

Example 109

(R)-3-(4-{2-[4-Isopropyl-2-(4-trifluoromethyl-phenyl)-oxazol-5-yl]-propoxy}-2-methyl-phenyl)-propionic acid



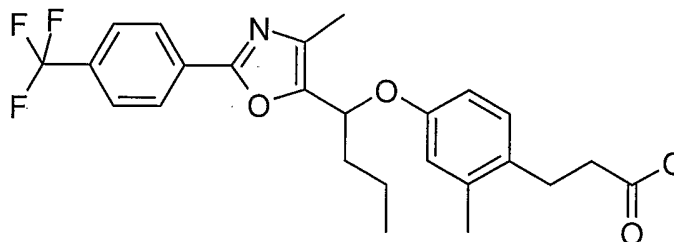
5

The structure is confirmed by MS. MS (M^+1) 476.

Example 110

3-(2-Methyl-4-{1-[4-methyl-2-(4-trifluoromethyl-phenyl)-oxazol-5-yl]-butoxy}-phenyl)-propionic acid

10



3-(2-Methyl-4-{1-[4-methyl-2-(4-trifluoromethyl-phenyl)-oxazol-5-yl]-but-3-enyloxy}-phenyl)-propionic acid (30 mg, 0.065 mmol), 10% Palladium on charcoal (30 mg) and tetrahydrofuran (30 mL) is stirred under a hydrogen balloon 30 min. The solution is filtered over celite and concentrated in vacuo to afford the title compound, 3-(2-Methyl-4-{1-[4-methyl-2-(4-trifluoromethyl-phenyl)-oxazol-5-yl]-butoxy}-phenyl)-propionic acid as a white solid, 30 mg 100%. MS (M^+1) 462.

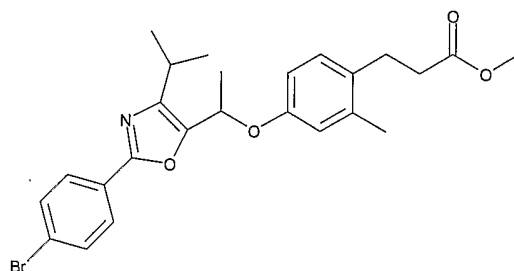
15

20

Example 111

3-(4-{1-[2-(4-bromo-phenyl)-4-isopropyl-oxazol-5-yl]-ethoxy}-2-methyl-phenyl)-propionic acid methyl ester

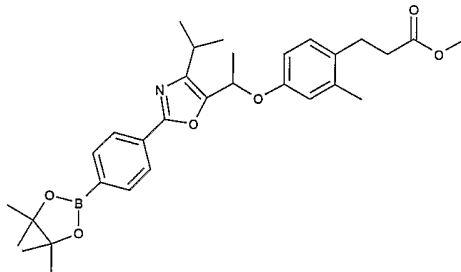
25



To a solution of 1-[2-(4-bromo-phenyl)-4-isopropyl-oxazol-5-yl]-ethanol (9.05 g, 29.2 mmol) in toluene (300 ml) at 0 °C is added tri-n-butylphosphine (7.70 g, 38.1 mmol) and 1,1'-(azodicarbonyl)-dipiperidine (8.84 g, 35.0 mmol),
 5 followed by addition of 3-(4-hydroxy-2-methyl-phenyl)-propionic acid methyl ester (6.30 g, 32.1 mmol). The resulting mixture is stirred for 18 hours while warmed up to room temperature. The reaction is quenched with water (100
 10 ml) and the aqueous layer is extracted with EtOAc (2x100 ml). The combined organics are dried over Na₂SO₄ and concentrated, purified by silica gel chromatography (Hexanes/EtOAc, 9/1 to 8.5/1.5) to afford the 3-(4-{1-[2-(4-bromo-phenyl)-4-isopropyl-oxazol-5-yl]-ethoxy}-2-methyl-phenyl)-propionic acid methyl ester as a colorless oil (11.4
 15 g, 80%). MS (MH⁺): 488.1

Example 112

3-[4-(1-{4-Isopropyl-2-[4-(4,4,5,5-tetramethyl-
 20 [1,3,2]dioxaborolan-2-yl)-phenyl]-oxazol-5-yl}-ethoxy)-2-methyl-phenyl]-propionic acid methyl ester



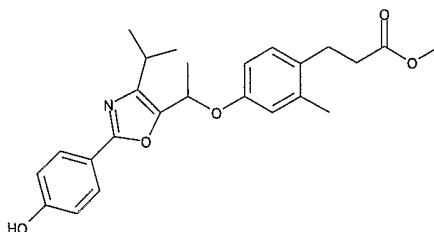
To a solution of 3-(4-{1-[2-(4-bromo-phenyl)-4-isopropyl-oxazol-5-yl]-ethoxy}-2-methyl-phenyl)-propionic acid methyl ester (2.50 g, 5.14 mmol) in DMSO (50 ml) is
 25 added the bis(pinacolato)diboron (1.88 g, 7.40 mmol) and

potassium acetate (1.94 g, 19.8 mmol). The suspension is bubbled with N₂ for 10 minutes, and then Pd₂Cl₂(dppf) is added. The mixture is stirred and heated to 85 °C for 4 hours. The reaction mixture is quenched with H₂O (100 mL) and extracted with EtOAc (3x100 mL). The combined organics are dried over Na₂SO₄ and concentrated, purified by silica gel chromatography (Hexanes/EtOAc, 8/2) to afford the borane intermediate as a colorless oil (1.68 g, 61%). MS (MH⁺): 534.3

10

Example 113

3-(4-{1-[2-(4-Hydroxy-phenyl)-4-isopropyl-oxazol-5-yl]-ethoxy}-2-methyl-phenyl)-propionic acid methyl ester

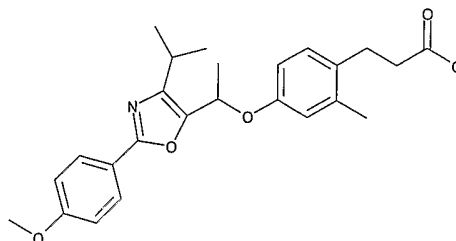


15 A solution of 3-[4-(1-{4-Isopropyl-2-[4-(4,4,5,5-tetramethyl [1,3,2]dioxaborolan-2-yl)-phenyl]-oxazol-5-yl}-ethoxy)-2-methyl-phenyl]-propionic acid methyl ester (0.88 g, 1.69 mmol) in THF (5 ml) at 0 °C is treated with HOAc (150 mg, 2.54 mmol), followed by addition of mixture of H₂O₂ (4.0 ml, 30%) in H₂O (0.8 ml). The reaction mixture is stirred for 2 hours while warmed to room temperature. The mixture is then cooled back to 0 °C and treated with saturated aqueous Na₂S₂O₃ (30 ml) carefully. The mixture is then extracted with EtOAc (3x100 mL) and the combined
25 organics are dried over Na₂SO₄ and concentrated, purified by silica gel chromatography (Hexanes/EtOAc, 7/3 to 5/5) to afford the phenol as a colorless oil (0.62 g, 87%). MS (MH⁺): 424.4.

30

Example 114

3-(4-{1-[4-Isopropyl-2-(4-methoxy-phenyl)-oxazol-5-yl]-ethoxy}-2-methyl-phenyl)-propionic acid

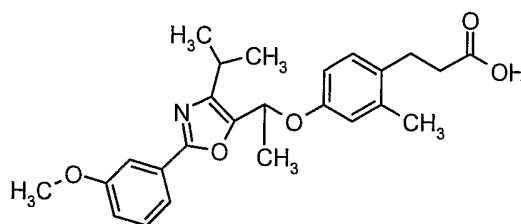


A solution of 3-(4-{1-[2-(4-Hydroxy-phenyl)-4-isopropyl-oxazol-5-yl]-ethoxy}-2-methyl-phenyl)-propionic acid methyl ester (42 mg, 0.10 mmol) in DMF (1.0 ml) is
 5 treated with iodomethane (0.20 ml) and K_2CO_3 (100 mg). The suspension is stirred at room temperature for 24 hours and then quenched with water (5 ml). The mixture is then extracted with EtOAc (3x10 mL) and the combined organics are dried over Na_2SO_4 and concentrated, purified by silica gel
 10 chromatography (Hexanes/EtOAc, 7/3) to afford the phenol ether as a colorless oil. The ester is then dissolved in MeOH (1.0 ml) and THF (0.5 ml) and treated with NaOH (2.0 N, 1.5 ml). The mixture is stirred at room temperature for 2 hours and concentrated to an aqueous residue. It is then
 15 neutralized with 5 N HCl to pH~4 and extracted with EtOAc (3x5 ml). The combined organics are dried over Na_2SO_4 and concentrated, purified by silica gel chromatography (Hexanes/EtOAc, 5/5, then Hexanes/EtOAc/HOAc 5/5/0.02) to afford the acid as a colorless oil (10 mg, 25%). MS (MH⁺):
 20 424.2

The following compounds are made in a similar manner:

Example 115

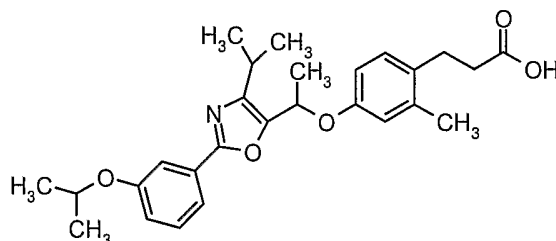
25 3-(4-{1-[4-Isopropyl-2-(3-methoxy-phenyl)-oxazol-5-yl]-ethoxy}-2-methyl-phenyl)-propionic acid



MS (ES): 424.2 (M⁺+H).

Example 116

3-(4-{1-[2-(3-Isopropoxy-phenyl)-4-isopropyl-oxazol-5-yl]-ethoxy}-2-methyl-phenyl)-propionic acid



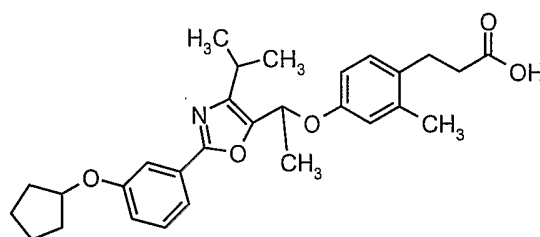
5

MS (ES): 452.3 (M⁺+H).

Example 117

3-(4-{1-[2-(3-Cyclopentyloxy-phenyl)-4-isopropyl-oxazol-5-yl]-ethoxy}-2-methyl-phenyl)-propionic acid

10

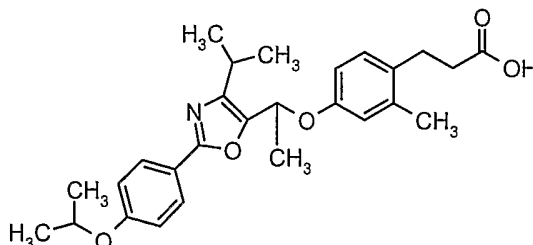


MS (ES): 478.3 (M⁺+H).

Example 118

3-(4-{1-[2-(4-Isopropoxy-phenyl)-4-isopropyl-oxazol-5-yl]-ethoxy}-2-methyl-phenyl)-propionic acid

15

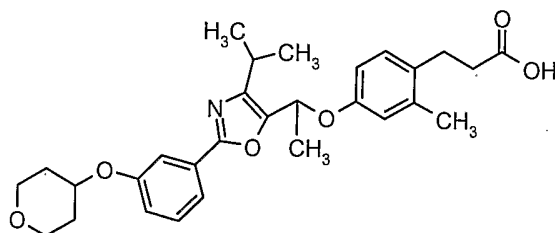


MS (ES): 452.3 (M⁺+H).

20

Example 119

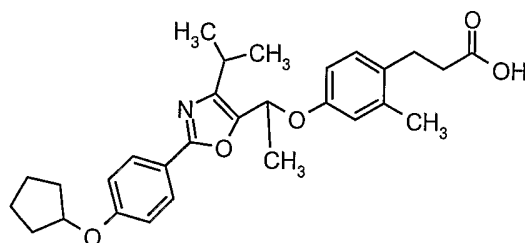
3-[4-(1-{4-Isopropyl-2-[3-(tetrahydro-pyran-4-yloxy)-phenyl]-oxazol-5-yl}-ethoxy)-2-methyl-phenyl]-propionic acid



MS (ES): 494.2 (M⁺+H).

Example 120

5 3-(4-{1-[2-(4-Cyclopentyloxy-phenyl)-4-isopropyl-oxazol-5-yl]-ethoxy}-2-methyl-phenyl)-propionic acid

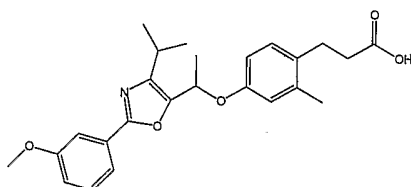


MS (ES): 478.3 (M⁺+H).

10

Example 121

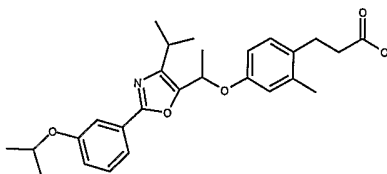
3-(4-{1-[4-Isopropyl-2-(3-methoxy-phenyl)-oxazol-5-yl]-ethoxy}-2-methyl-phenyl)-propionic acid



MS (ES): 424.2; the structure is also confirmed by proton
15 NMR.

Example 122

3-(4-{1-[2-(3-Isopropoxy-phenyl)-4-isopropyl-oxazol-5-yl]-ethoxy}-2-methyl-phenyl)-propionic acid

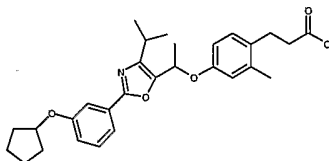


20

MS (ES): 452.3; the structure is also confirmed by proton NMR.

Example 123

5 3-(4-{1-[2-(3-Cyclopentyloxy-phenyl)-4-isopropyl-oxazol-5-yl]-ethoxy}-2-methyl-phenyl)-propionic acid

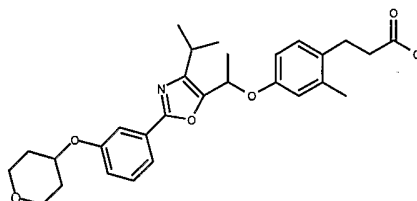


MS (ES): 478.3; the structure is also confirmed by proton NMR.

10

Example 124

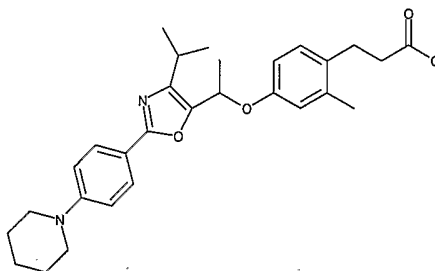
3-[4-(1-{4-Isopropyl-2-[4-(tetrahydro-pyran-4-yloxy)-phenyl]-oxazol-5-yl}-ethoxy)-2-methyl-phenyl]-propionic acid



15 MS (ES): 494.2; the structure is also confirmed by proton NMR.

Example 125

20 3-(4-{1-[4-Isopropyl-2-(4-piperidin-1-yl-phenyl)-oxazol-5-yl]-ethoxy}-2-methyl-phenyl)-propionic acid

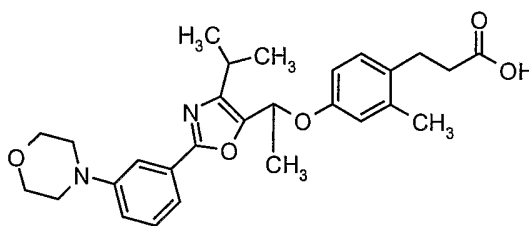


A solution of 3-(4-{1-[2-(4-bromo-phenyl)-4-isopropyl-oxazol-5-yl]-ethoxy}-2-methyl-phenyl)-propionic acid methyl ester (97 mg, 0.200 mmol) in toluene (5 ml) is bubbled with

nitrogen for 10 minutes. To this solution is added piperidine (34 mg, 0.40 mmol), Pd(OAc)₂ (10 mg), 2-(di-*t*-butylphosphino)-biphenyl (10 mg) and sodium *tert*-butoxide (38 mg, 0.40 mmol). The suspension is heated to 100 °C for 8 hours and quenched with water (5 ml). The mixture is then extracted with EtOAc (3x10 mL) and the combined organics are dried over Na₂SO₄ and concentrated, purified by silica gel chromatography (Hexanes/EtOAc, 7.5/2.5) to afford the piperidine aniline intermediate as a colorless oil. The ester is then dissolved in MeOH (1.0 ml) and THF (0.5 ml) and treated with NaOH (2.0 N, 1.5 ml). The mixture is stirred at room temperature for 2 hours and concentrated to an aqueous residue. It is then neutralized with 5 N HCl to pH~4 and extracted with EtOAc (3x5 ml). The combined organics are dried over Na₂SO₄ and concentrated, purified by silica gel chromatography (Hexanes/EtOAc, 5/5, then Hexanes/EtOAc/HOAc 5/5/0.02) to afford the acid as a colorless oil (25 mg, 26%). MS (ES): 477.3 (M⁺+1).

The following compounds are made in a similar manner:

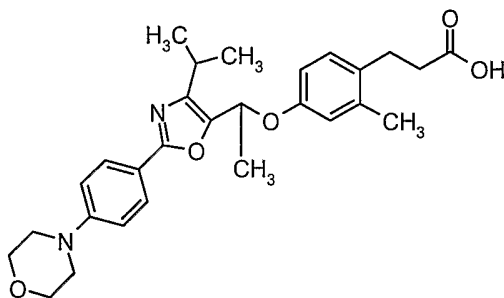
Example 1263-(4-{1-[4-Isopropyl-2-(3-morpholin-4-yl-phenyl)-oxazol-5-yl]-ethoxy}-2-methyl-phenyl)-propionic acid



MS (ES): 479.3 (M⁺+1).

Example 127

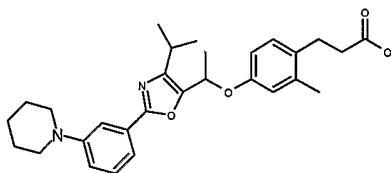
3-(4-{1-[4-Isopropyl-2-(4-morpholin-4-yl-phenyl)-oxazol-5-yl]-ethoxy}-2-methyl-phenyl)-propionic acid



MS (ES): 479.3 ($M^+ + 1$).

Example 128

5 3-(4-{1-[4-isopropyl-2-(3-piperidin-1-yl-phenyl)-oxazol-5-yl]-ethoxy}-2-methyl-phenyl)-propionic acid

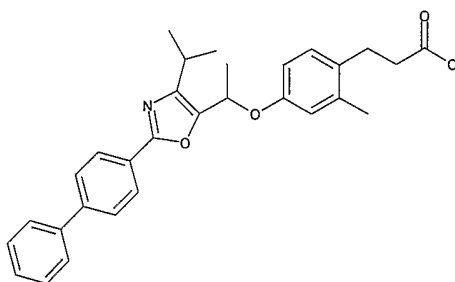


MS (ES): 477.4; the structure is also confirmed by proton NMR.

10

Example 129

3-{4-[1-(2-biphenyl-4-yl-4-isopropyl-oxazol-5-yl)-ethoxy]-2-methyl-phenyl}-propionic acid

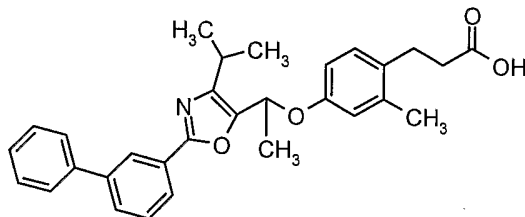


15 A solution of 3-(4-{1-[2-(4-bromo-phenyl)-4-isopropyl-oxazol-5-yl]-ethoxy}-2-methyl-phenyl)-propionic acid methyl ester (150 mg, 0.308 mmol) in toluene (4 ml) and THF (0.5 ml) is bubbled with nitrogen for 10 minutes. To this solution is added phenyl boronic acid (56 mg, 0.46 mmol),
 20 Pd(OAc)₂ (10 mg), and sodium carbonate (1.0 ml, 2.0 N). The suspension is heated to 85 °C for 8 hours and the mixture is then extracted with EtOAc (3x10 mL). The

combined organics are dried over Na_2SO_4 and concentrated, purified by silica gel chromatography (Hexanes/EtOAc, 7.5/2.5) to afford the biphenyl intermediate as a colorless oil. The ester is then dissolved in MeOH (1.0 ml) and THF (0.5 ml) and treated with NaOH (2.0 N, 1.5 ml). The mixture is stirred at room temperature for 2 hours and concentrated to an aqueous residue. It is then neutralized with 5 N HCl to pH~4 and extracted with EtOAc (3x5 ml). The combined organics are dried over Na_2SO_4 and concentrated, purified by silica gel chromatography (Hexanes/EtOAc, 5/5, then Hexanes/EtOAc/HOAc 5/5/0.02) to afford the acid as a colorless oil (35 mg, 24%). MS (ES): 470.1 ($\text{M}^+ + 1$).

Example 130

15 3-{4-[1-(2-Biphenyl-3-yl-4-isopropyl-oxazol-5-yl)-ethoxy]-2-methyl-phenyl}-propionic acid

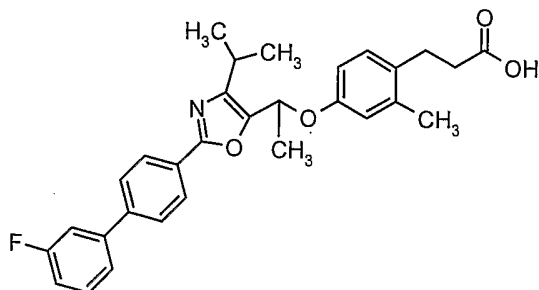


MS (ES): 470.2 ($\text{M}^+ + 1$).

20

Example 131

3-(4-{1-[2-(3'-Fluoro-biphenyl-4-yl)-4-isopropyl-oxazol-5-yl]-ethoxy}-2-methyl-phenyl)-propionic acid

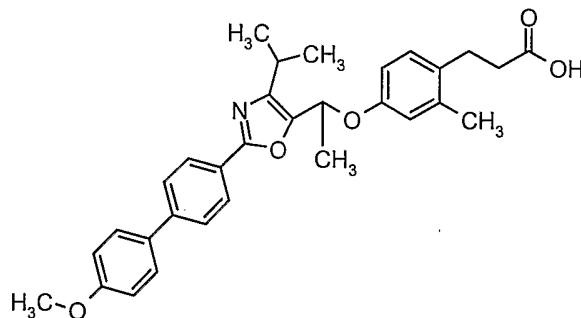


MS (ES): 488.2 ($\text{M}^+ + 1$).

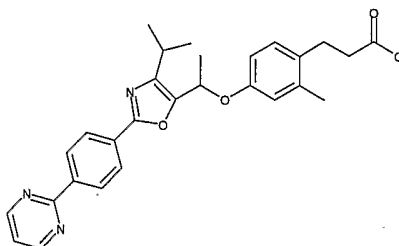
25

Example 132

3-(4-{1-[4-Isopropyl-2-(4'-methoxy-biphenyl-4-yl)-oxazol-5-yl]-ethoxy}-2-methyl-phenyl)-propionic acid



5 MS (ES): 500.2 (M⁺+1).

Example 133

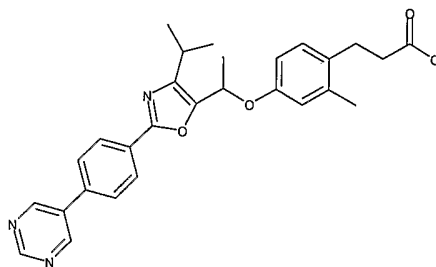
10 3-(4-{1-[4-Isopropyl-2-(4-pyrimidin-2-yl-phenyl)-oxazol-5-yl]-ethoxy}-2-methyl-phenyl)-propionic acid

A solution of 3-[4-(1-{4-isopropyl-2-[4-(4,4,5,5-tetramethyl-[1,3,2]dioxaborolan-2-yl)-phenyl]-oxazol-5-yl}-ethoxy)-2-methyl-phenyl]-propionic acid methyl ester (130 mg, 0.250 mmol) in toluene (3 mL) is bubbled with nitrogen gas for 10 minutes. To this, Pd(dppf)Cl₂ (10 mg), Na₂CO₃ (1.0 mL, 2.0 M), 2-chloropyrimidine (43 mg, 0.375 mmol) are added. The resulting suspension is stirred and heated at 100 °C for 8 hours and quenched with water (1.0 mL). The mixture is extracted with EtOAc (20 mL x2) and the combined organics are dried (Na₂SO₄), concentrated, and purified on silica gel chromatography column with 20-50% EtOAc/Hexanes to yield the pyrimidine intermediate.

The pyrimidine intermediate is dissolved in MeOH (1.0 mL) and THF (0.5 mL) and treated with NaOH (1.5 mL, 2.0 M) and stirred at room temperature for 12 hours. The mixture is neutralized to pH=6 with HCl (5 N) and extracted with EtOAc (20 mL x2), and the combined organics are dried (Na₂SO₄), concentrated to yield the acid as white solid (3.0 mg, 2.5%).

MS (ES): 472.3; the structure is also confirmed by proton NMR.

10

Example 134

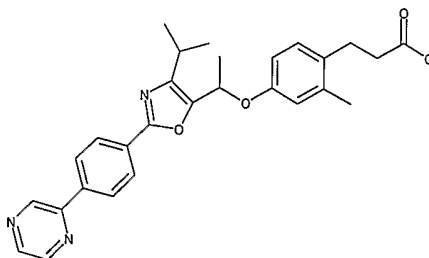
3-(4-{1-[4-Isopropyl-2-(4-pyrimidin-5-yl-phenyl)-oxazol-5-yl]-ethoxy}-2-methyl-phenyl)-propionic acid

15 MS (ES): 472.3; the structure is also confirmed by proton NMR.

Example 135

3-(4-{1-[4-Isopropyl-2-(4-pyrazin-2-yl-phenyl)-oxazol-5-yl]-ethoxy}-2-methyl-phenyl)-propionic acid

20

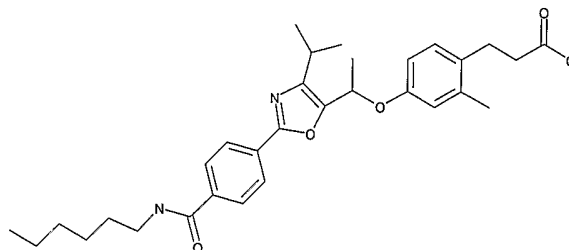


MS (ES): 472.3; the structure is also confirmed by proton NMR.

25

Example 136

3-(4-{1-[2-(4-Hexylcarbamoyl-phenyl)-4-isopropyl-oxazol-5-yl]-ethoxy}-2-methyl-phenyl)-propionic acid

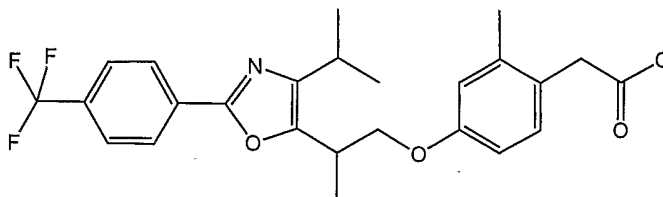


5 To a solution of of 3-(4-{1-[2-(4-bromo-phenyl)-4-isopropyl-oxazol-5-yl]-ethoxy}-2-methyl-phenyl)-propionic acid methyl ester (280 mg, 0.576 mmol) in acetonitrile (30 ml) is added the Pd₂Cl₂(dppf) (15 mg) and hexyl amine (117 mg, 1.15 mmol). Triethyl amine (0.50 ml) is added and the
 10 mixture is stirred and heated to 75 °C under the balloon pressure of CO for 16 hours. The reaction mixture is filtered through a pad of celite and purified by silica gel chromatography (Hexanes/EtOAc, 6/4) to afford the amide ester intermediate as a colorless oil. The ester is then
 15 dissolved in MeOH (1.0 ml) and THF (0.5 ml) and treated with NaOH (2.0 N, 1.5 ml). The mixture is stirred at room temperature for 2 hours and concentrated to an aqueous residue. It is then neutralized with 5 N HCl to pH~4 and extracted with EtOAc (3x5 ml). The combined organics are
 20 dried over Na₂SO₄ and concentrated, purified by chromato lab with HPLC to afford the final product (3.9 mg, 1.3%).

Example 137

(4-{2-[4-Isopropyl-2-(4-trifluoromethyl-phenyl)-oxazol-5-yl]-propoxy}-2-methyl-phenyl)-acetic acid

25



Step A

(4-{2-[4-Isopropyl-2-(4-trifluoromethyl-phenyl)-oxazol-5-yl]-propoxy}-2-methyl-phenyl)-acetic acid methyl ester

5 A mixture of 2-[4-Isopropyl-2-(4-trifluoromethyl-phenyl)-oxazol-5-yl]-propan-1-ol, (0.18 g, 0.5745 mmol), (4-Hydroxy-2-methyl-phenyl)-acetic acid methyl ester (0.114 g) and toluene (10 mL) and azodicarboxylic dipiperidide (0.19 g, 0.747 mmol) is stirred at -20 deg C. Neat tri-n-butyl
10 phosphine (0.19 mL, 0.747 mmol) is added dropwise and the resulting mixture is allowed to reach room temperature with stirring 18 hr. The mixture is diluted with ether (25 mL) and cooled in ice/water for 30 min. The mixture is filtered, concentrated, and purified via silica gel
15 chromatography eluting with 95:5 hexanes:ethyl acetate to afford the title compound as a thick oil, 0.065 g, 24%. MS $M^+ + 1$ 476. The structure is confirmed by ^1H NMR spectroscopy.

Step B

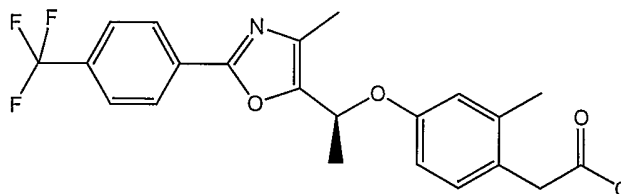
20 (4-{2-[4-Isopropyl-2-(4-trifluoromethyl-phenyl)-oxazol-5-yl]-propoxy}-2-methyl-phenyl)-acetic acid

(4-{2-[4-Isopropyl-2-(4-trifluoromethyl-phenyl)-oxazol-5-yl]-propoxy}-2-methyl-phenyl)-acetic acid methyl ester
25 (0.065 g, 0.1367 mmol), lithium hydroxide (0.020 g, 0.8333 mmol) and 3:2:1 tetrahydrofuran:methanol:water (15 mL) is stirred at 60 deg C 1 hr. The mixture is cooled on ice/water and diluted with 0.2 N aqueous hydrochloric acid. The product is extracted to ethyl acetate (2 X 50 mL), the
30 extracts combined, dried over anhydrous magnesium sulfate, filtered and concentrated to afford the title compound as a white solid, 55 mg, 87%. MS $M^+ + 1$ 462. The structure is confirmed by ^1H NMR spectroscopy.

35 The following compounds are prepared in a similar manner.

Example 138

(2-Methyl-4-{1-[4-methyl-2-(4-trifluoromethyl-phenyl)-oxazol-5-yl]-ethoxy}-phenyl)-acetic acid

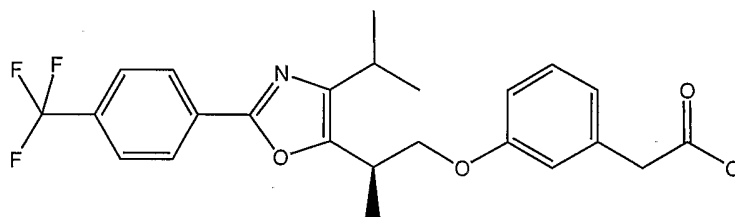


5 MS $M^+ + 1$ 420. The structure is confirmed by ^1H NMR spectroscopy.

Example 139

(3-{2-[4-Isopropyl-2-(4-trifluoromethyl-phenyl)-oxazol-5-yl]-propoxy}-phenyl)-acetic acid

10



Step A

(3-{2-[4-Isopropyl-2-(4-trifluoromethyl-phenyl)-oxazol-5-yl]-propoxy}-phenyl)-acetic acid methyl ester

15

Azodicarboxylic dipiperidide (0.31 g, 1.23 mmol) is stirred in 5 mL toluene at -30 to -20 deg C. Tri-n-butyl phosphine (0.31 mL, 1.23 mmol) is added dropwise and the mixture is stirred at -30 to -20 deg C 10-15 min. An intimate mixture of (3-hydroxy-phenyl)-acetic acid methyl ester (0.13 g, 0.77 mmol) and 2-[4-isopropyl-2-(4-trifluoromethyl-phenyl)-oxazol-5-yl]-propan-1-ol (0.20 g, 0.701 mmol) in toluene (5 mL) is added dropwise and the resulting mixture is stirred 18 hr at room temperature. The thick suspension is diluted with 25 mL ether and cooled on ice/water for 30 min. The mixture is filtered, concentrated, and purified via silica gel chromatography eluting with 98:2 hexanes:acetone to afford the title

compound as a colorless thick oil, 0.10 g, 31%. MS $M^+ + 1$ 462. The structure is confirmed by ^1H NMR spectroscopy.

Step B

5 (3-{2-[4-Isopropyl-2-(4-trifluoromethyl-phenyl)-oxazol-5-yl]-propoxy}-phenyl)-acetic acid

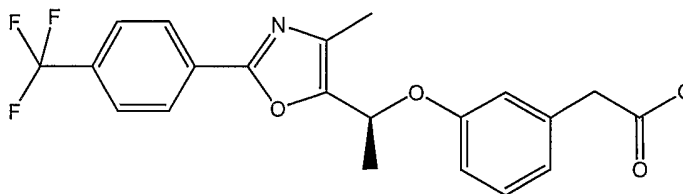
Hydrolysis of the ester from step A gave the title compound. MS $M^+ + 1$ 448. The structure is confirmed by ^1H NMR spectroscopy.

10

The following examples are prepared in a similar manner:

Example 140

15 (3-{1-[4-Methyl-2-(4-trifluoromethyl-phenyl)-oxazol-5-yl]-ethoxy}-phenyl)-acetic acid

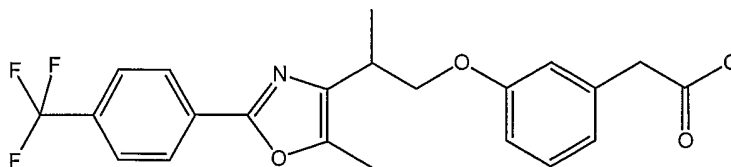


MS $M^+ + 1$ 406. The structure is confirmed by ^1H NMR spectroscopy.

20

Example 141

(3-{2-[5-Methyl-2-(4-trifluoromethyl-phenyl)-oxazol-4-yl]-propoxy}-phenyl)-acetic acid, enantiomer 1

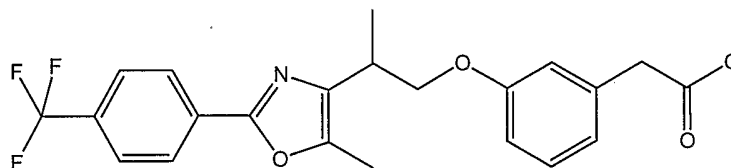


25

MS $M^+ + 1$ 419. The structure is confirmed by ^1H NMR spectroscopy.

Example 142

(3-{2-[5-Methyl-2-(4-trifluoromethyl-phenyl)-oxazol-4-yl]-propoxy}-phenyl)-acetic acid, enantiomer 2

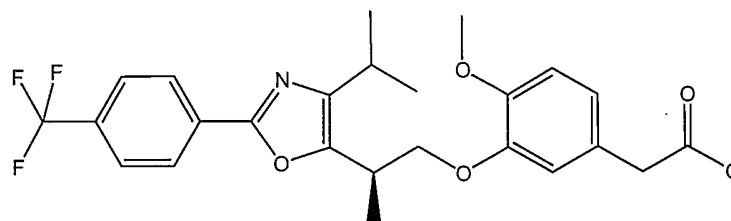


MS $M^+ + 1$ 419. The structure is confirmed by ^1H NMR spectroscopy.

5

Example 143

(3-{2-[4-Isopropyl-2-(4-trifluoromethyl-phenyl)-oxazol-5-yl]-propoxy}-4-methoxy-phenyl)-acetic acid

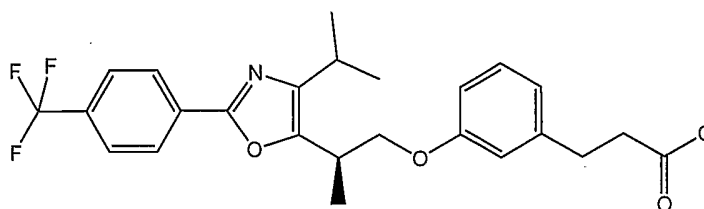


MS $M^+ + 1$ 478. The structure is confirmed by ^1H NMR spectroscopy.

10

Example 144

3-(3-{2-[4-Isopropyl-2-(4-trifluoromethyl-phenyl)-oxazol-5-yl]-propoxy}-phenyl)-propionic acid



15

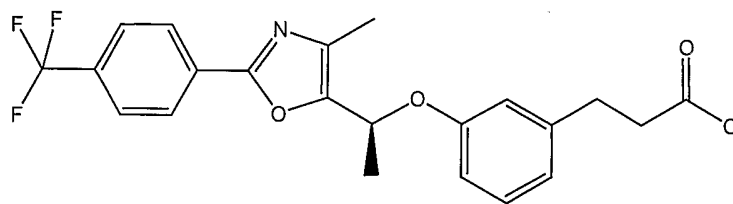
MS $M^+ + 1$ 462. The structure is confirmed by ^1H NMR spectroscopy.

The following example is prepared in a similar manner:

20

Example 145

3-(3-{1-[4-Methyl-2-(4-trifluoromethyl-phenyl)-oxazol-5-yl]-ethoxy}-phenyl)-propionic acid

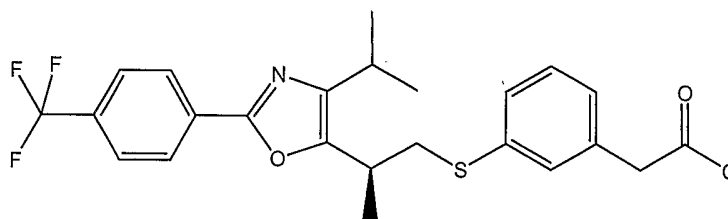


MS $M^+ + 1$ 420. The structure is confirmed by ^1H NMR spectroscopy.

5

Example 146

(3-{2-[4-Isopropyl-2-(4-trifluoromethyl-phenyl)-oxazol-5-yl]-propylsulfanyl}-phenyl)-acetic acid

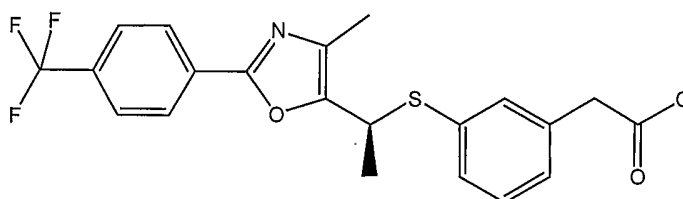


10 MS $M^+ + 1$ 464. The structure is confirmed by ^1H NMR spectroscopy.

Example 147

(3-{1-[4-Methyl-2-(4-trifluoromethyl-phenyl)-oxazol-5-yl]-ethylsulfanyl}-phenyl)-acetic acid

15

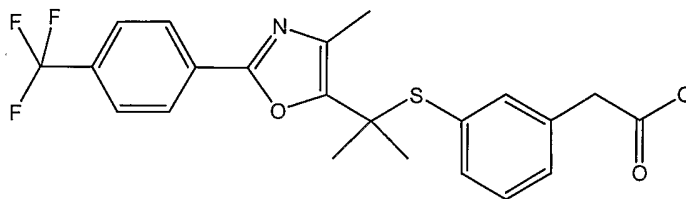


MS $M^+ + 1$ 422. The structure is confirmed by ^1H NMR spectroscopy.

20

Example 148

(3-{1-Methyl-1-[4-methyl-2-(4-trifluoromethyl-phenyl)-oxazol-5-yl]-ethylsulfanyl}-phenyl)-acetic acid

**Step A**

2-[4-Methyl-2-(4-trifluoromethyl-phenyl)-oxazol-5-yl]-
propan-2-ol

5 1-[4-Methyl-2-(4-trifluoromethyl-phenyl)-oxazol-5-yl]-
ethanone (0.58 g, 2.15 mmol) is stirred in tetrahydrofuran
(25 mL) at zero deg. C. Methyl magnesium bromide (1.1 mL,
3.23 mmol, 3 M in ether) is added and the reaction stirred
at room temperature 2 hr. The mixture is cooled on
10 ice/water and quenched with saturated ammonium chloride (5
mL). The product is extracted with ethyl acetate (3 X 50
mL), dried over anhydrous magnesium sulfate, filtered and
concentrated to afford the product as a tan solid, 0.40 g,
65 %). MS M^{+1} 286. The structure is confirmed by ^1H NMR
15 spectroscopy.

Step B

20 (3-{1-Methyl-1-[4-methyl-2-(4-trifluoromethyl-phenyl)-
oxazol-5-yl]-ethylsulfanyl}-phenyl)-acetic acid methyl ester

A mixture of 2-[4-methyl-2-(4-trifluoromethyl-phenyl)-
oxazol-5-yl]-propan-2-ol (0.1 g, 0.351 mmol), (3-Mercapto-
phenyl)-acetic acid methyl ester (0.070 g, 0.386 mmol), zinc
25 (I) iodide (0.056 g, 0.176 mmol), and 1,2-dichloroethane (2
mL) is stirred at room temperature 24 hr. The reaction
mixture is diluted with ethyl acetate (25 mL), and washed
with aqueous saturated sodium hydrogen carbonate, water,
brine (25 mL each), dried over anhydrous magnesium sulfate,
30 filtered, concentrated, and purified via silica
chromatography eluting with 8:2 hexanes:ethyl acetate to
afford the product as a colorless film, 0.105 g, 66%. MS
 M^{+1} 286. The structure is confirmed by ^1H NMR spectroscopy.

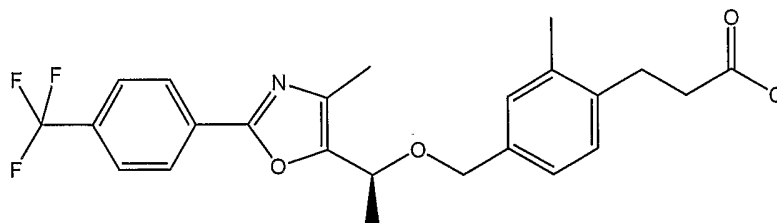
Step C

(3-{1-Methyl-1-[4-methyl-2-(4-trifluoromethyl-phenyl)-
oxazol-5-yl]-ethylsulfanyl}-phenyl)-acetic acid

5 MS M⁺+1 436. The structure is confirmed by ¹H NMR spectroscopy.

Example 149

10 3-(2-Methyl-4-{1-[4-methyl-2-(4-trifluoromethyl-phenyl)-
oxazol-5-yl]-ethoxymethyl}-phenyl)-propionic acid

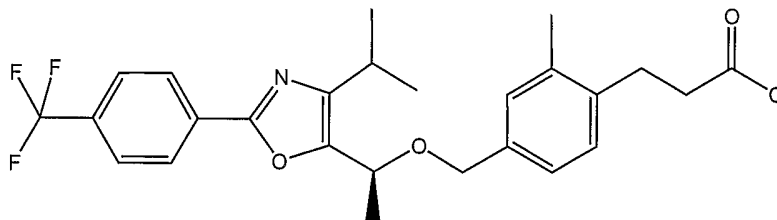


A mixture of 1-[4-Methyl-2-(4-trifluoromethyl-phenyl)-
oxazol-5-yl]-ethanol (0.132 g, 0.487 mmol), sodium hydride
(0.05 g, 1.25 mmol) and N,N-dimethyl formamide (5 mL) is
15 stirred at room temperature. 3-(4-Iodomethyl-2-methyl-
phenyl)-propionic acid methyl ester (0.17 g, 0.535 mmol) is
added and the mixture is heated to 65 deg C, 2 hr. The
reaction is cooled to room temperature and diluted with
aqueous sodium hydroxide (10 mL, 5M) and stirred 1 hr. The
20 pH is adjusted with aqueous hydrochloric acid until pH is 2-
3. The product is extracted into ethyl acetate (3 X 25 mL).
The combined extracts are dried over anhydrous magnesium
sulfate, filtered and concentrated. The residue is purified
via silica chromatography eluting with 7:3 hexanes:ethyl
25 acetate to 1:1 hexanes:ethyl acetate to afford the title
compound as a white solid, 0.027 g, 12%. MS M⁺+1 448. The
structure is confirmed by ¹H NMR spectroscopy.

The following examples are prepared in a similar
30 manner:

Example 150

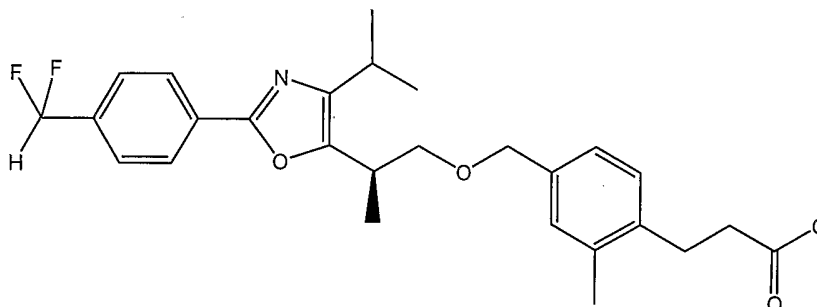
3-(4-{1-[4-Isopropyl-2-(4-trifluoromethyl-phenyl)-oxazol-5-yl]-ethoxymethyl}-2-methyl-phenyl)-propionic acid



5 MS M^{+1} 476. The structure is confirmed by ^1H NMR spectroscopy.

Example 151

10 3-(4-{2-[2-(4-Difluoromethyl-phenyl)-4-isopropyl-oxazol-5-yl]-propoxymethyl}-2-methyl-phenyl)-propionic acid

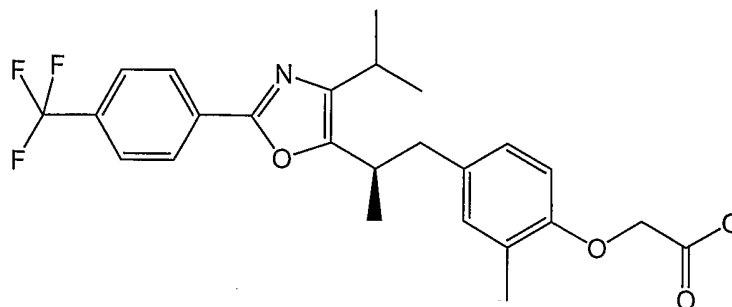


MS M^{+1} 472. The structure is confirmed by ^1H NMR spectroscopy.

15

Example 152

(4-{2-[4-Isopropyl-2-(4-trifluoromethyl-phenyl)-oxazol-5-yl]-propyl}-2-methyl-phenoxy)-acetic acid



Step A

20 5-Isopropenyl-4-isopropyl-2-(4-trifluoromethyl-phenyl)-oxazole

4-Isopropyl-2-(4-trifluoromethyl-phenyl)-oxazole-5-carboxylic acid methyl ester (5.0 g, 15.3 mmol) and tetrahydrofuran (100 mL) are stirred in ice/water. Methyl
5 magnesium bromide (12.7 mL, 38.2 mmol, 3M in ether) is added and the mixture is stirred at room temperature 3 hr. The reaction is cooled on ice/water and quenched with aqueous saturated ammonium chloride (15 mL). The product is extracted into ethyl acetate (3 X 50 mL). The combined
10 extracts are dried over anhydrous magnesium sulfate, filtered, and concentrated. The residue is taken up in toluene (50 mL) and p-toluenesulfonic acid monohydrate (0.2 g, 1.05 mmol) is added and the mixture is heated to reflux for 1 hr. The mixture is concentrated and the residue is
15 purified via silica chromatography eluting the product with hexanes to afford the product as a yellow solid, 4.17 g, 92%. MS M⁺+1 296. The structure is confirmed by ¹H NMR spectroscopy.

20

Step B

(4-{2-[4-Isopropyl-2-(4-trifluoromethyl-phenyl)-oxazol-5-yl]-propyl}-2-methyl-phenoxy)-acetic acid methyl ester

A mixture of 5-Isopropenyl-4-isopropyl-2-(4-trifluoromethyl-phenyl)-oxazole (0.5 g, 1.695 mmol), 9-BBN
25 dimer (0.46 g, 1.865 mmol), and tetrahydrofuran (5 mL) is stirred at room temperature 6 hr. The mixture is diluted with water (1 mL). In another flask, a mixture of (4-bromo-2-methyl-phenoxy)-acetic acid methyl ester (0.53 g, 2.03 mmol), [1,1'-bis(diphenylphosphino)-
30 ferrocene]dichloropalladium(II) complex with dichloromethane (1:1) (0.14 g, 0.17 mmol), triphenylarsine (0.1 g, 0.339 mmol), and N,N-dimethylformamide (5 mL) is stirred in ice/water. The previously described 9-BBN solution is added via cannula and the resulting mixture is stirred at room
35 temperature 18 hr. The black reaction mixture is diluted with water (50 mL) and brine (50 mL), and the product is extracted to ethyl acetate (3 X 75 mL). The combined

extracts are dried over anhydrous magnesium sulfate, filtered, and concentrated. The black residue is purified via silica chromatography eluting with 1:1 hexanes:dichloromethane to 1:1:0.5

5 hexanes:dichloromethane:ethyl acetate to afford the product as a colorless oil, 0.136 g, 17%. MS $M^+ + 1$ 476. The structure is confirmed by ^1H NMR spectroscopy.

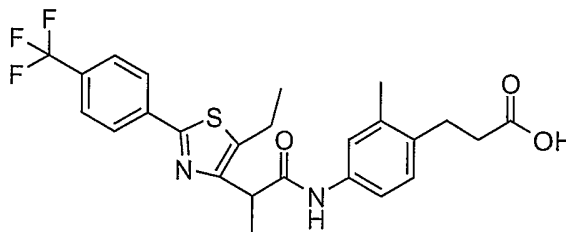
Step C

10 (4-{2-[4-Isopropyl-2-(4-trifluoromethyl-phenyl)-oxazol-5-yl]-propyl}-2-methyl-phenoxy)-acetic acid

Hydrolysis of the ester from step B gave the title compound (0.015 g, 75%). MS $M^+ + 1$ 462. The structure is confirmed by ^1H NMR spectroscopy.

Example 153

3-(4-{2-[5-Ethyl-2-(4-trifluoromethyl-phenyl)-thiazol-4-yl]-propionylamino}-2-methyl-phenyl)-propionic acid



20

Step A

3-(4-{2-[5-Ethyl-2-(4-trifluoromethyl-phenyl)-thiazol-4-yl]-propionylamino}-2-methyl-phenyl)-propionic acid methyl ester

To a mixture of 2-[5-Ethyl-2-(4-trifluoromethyl-phenyl)-thiazol-4-yl]-propionic acid (0.35 mmol), 3-(4-Amino-2-methyl-phenyl)-propionic acid methyl ester (0.35 mmol), and DMAP (0.01 g, 0.082 mmol) in CH_2Cl_2 (5 mL) is added EDCI (0.08 g, 0.42 mmol). After stirring for 2 h at RT, the mixture is concentrated. The residue is redissolved in

30 EtOAc, and the organics are washed with 1N HCl (1x), 2N NaOH

(2x), water, and brine, and dried with MgSO₄. The crude material is purified by flash chromatography to yield the title compound.

5

Step B

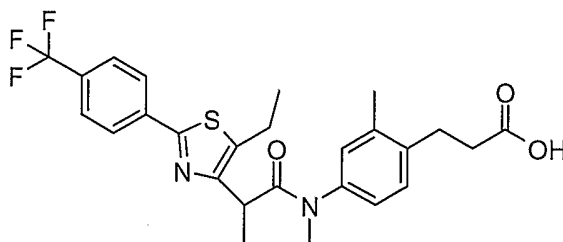
3-(4-{2-[5-Ethyl-2-(4-trifluoromethyl-phenyl)-thiazol-4-yl]-propionylamino}-2-methyl-phenyl)-propionic acid

Hydrolysis of the product from step one in the presence of sodium hydroxide gave the title compound. MS (ES): 491

10 (M⁺+1); the structure is also confirmed by ¹H NMR.

Example 154

3-[4-({2-[5-Ethyl-2-(4-trifluoromethyl-phenyl)-thiazol-4-yl]-propionyl}-methyl-amino)-2-methyl-phenyl]-propionic acid



15

Step A

3-[4-({2-[5-Ethyl-2-(4-trifluoromethyl-phenyl)-thiazol-4-yl]-propionyl}-methyl-amino)-2-methyl-phenyl]-propionic acid methyl ester

20 To a solution of 3-(4-{2-[5-Ethyl-2-(4-trifluoromethyl-phenyl)-thiazol-4-yl]-propionylamino}-2-methyl-phenyl)-propionic acid methyl ester (0.09 g, 0.17 mmol) and methyl iodide (11 μ L, 0.17 mmol) in DMF is added NaH (12 mg, 0.29 mmol). The mixture is stirred at RT for 12 h. Water is

25 added, and the mixture is extracted with EtOAc. The organics are washed with brine and dried with MgSO₄. The crude material is purified by flash chromatography to yield the title compound (65 mg, 75%).

Step B

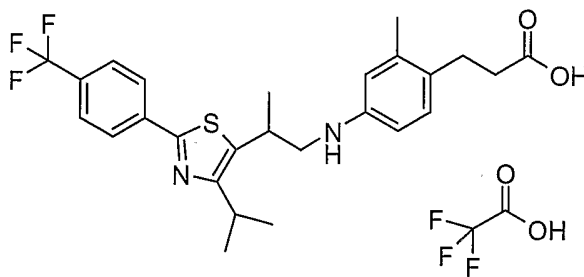
5 3-[4-({2-[5-Ethyl-2-(4-trifluoromethyl-phenyl)-thiazol-4-yl]-propionyl}-methyl-amino)-2-methyl-phenyl]-propionic acid

A similar hydrolysis procedure is followed to yield the title compound (51 mg, 81%). MS (ES): 505 (M⁺+1); the structure is also confirmed by ¹H NMR.

10

Example 155

3-(4-{2-[4-Isopropyl-2-(4-trifluoromethyl-phenyl)-thiazol-5-yl]-propylamino}-2-methyl-phenyl)-propionic acid TFA salt



15

Step A

3-(4-{2-[4-Isopropyl-2-(4-trifluoromethyl-phenyl)-thiazol-5-yl]-propylamino}-2-methyl-phenyl)-propionic acid methyl ester

To a solution of 3-(4-Amino-2-methyl-phenyl)-propionic acid methyl ester (0.70 mmol) and 2-[4-Isopropyl-2-(4-trifluoromethyl-phenyl)-thiazol-5-yl]-propionaldehyde (0.71 mmol) in anhydrous CH₂Cl₂ (5 mL) is added 4Å molecular sieves followed by acetic acid (50 μL, 0.87 mmol). The mixture is stirred at RT for 2 h. Sodium triacetoxyborohydride (0.22 g, 1.04 mmol) is added, and the mixture is stirred at RT for 12 h. The reaction is quenched with saturated NaHCO₃. The organics are separated and washed with saturated NaHCO₃ and brine, and dried with

20

25

MgSO₄. The crude material is purified by flash chromatography to yield the title compound (0.21 g, 68%).

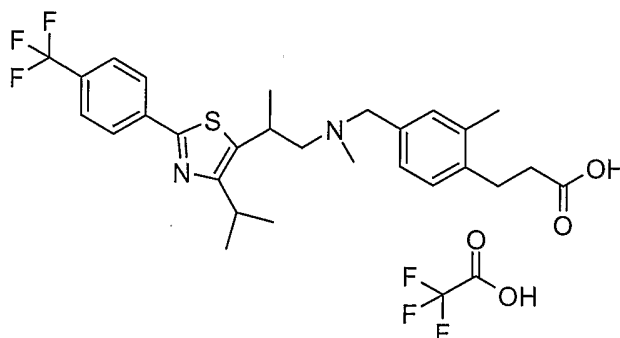
Step B

5 3-(4-{2-[4-Isopropyl-2-(4-trifluoromethyl-phenyl)-thiazol-5-yl]-propylamino}-2-methyl-phenyl)-propionic acid TFA salt
Hydrolysis of the ester product from step A followed by reversed phase HPLC purification gave the title compound. MS (ES): 491 (M⁺); the structure is also confirmed by ¹H NMR.

10

Example 156

3-{4-[(2-[4-Isopropyl-2-(4-trifluoromethyl-phenyl)-thiazol-5-yl]-propyl)-methyl-amino]-methyl}-2-methyl-phenyl}-propionic acid TFA salt

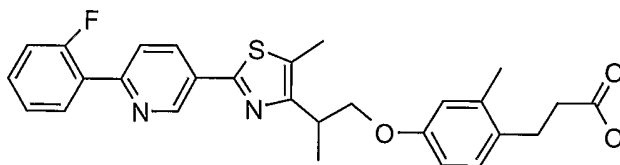


15

MS (ES): 519 (M⁺); the structure is also confirmed by ¹H NMR.

Example 157

20 3-[4-(2-{2-[6-(2-Fluoro-phenyl)-pyridin-3-yl]-5-methyl-thiazol-4-yl}-propoxy)-2-methyl-phenyl]-propionic acid



Step A

6-(2-Fluoro-phenyl)-nicotinonitrile

A mixture of 6-Chloro-nicotinonitrile (7.26 g, 52.4 mmol)

and 2-fluorophenyl boronic acid (11 g, 78.6 mmol) and Na₂CO₃ (11 g, 103 mmol) in toluene (200 mL) and water (10 mL) is degassed and filled with nitrogen for three times, then Pd(PPh₃)₄ (0.73 g) is added under nitrogen. The reaction mixture is heated at 90 °C. After 12 hrs, the reaction mixture is cooled to room temperature, diluted with ethyl acetate, washed with water, dried, concentrated. Column chromatography on silica gel (Hexane/ethyl acetate as eluent) gave 9.8 g of 6-(2-Fluoro-phenyl)-nicotinonitrile.

10

Step B

6-(2-Fluoro-phenyl)-thionicotinamide

A mixture of 6-(2-Fluoro-phenyl)-nicotinonitrile (9.8 g, 49.4 mmol) and thioacetamide (5.94 g, 79.1 mmol) in 4.0 M HCl in dioxane (200 mL) is heated at 100 °C for 3 days, cooled to room temperature. The reaction mixture is poured into old saturated sodium bicarbonate and stirred for 30 min. Solid product is collected by filtration and dried under vacuum giving the title compound (11.4 g).

20

Step C

2-{2-[6-(2-Fluoro-phenyl)-pyridin-3-yl]-5-methyl-thiazol-4-yl}-propionic acid ethyl ester

A mixture of 6-(2-Fluoro-phenyl)-thionicotinamide (3.0 g, 12 mmol) and 4-bromo-3-oxo-2-methyl-pentanoic acid methyl ester (3.2 g, 14.4 mmol) in ethanol (100 mL) is heated to reflux for 24 h, and concentrated. The residue is purified by column chromatography on silica gel yielding 2.6 g of the product.

30

Step D

2-{2-[6-(2-Fluoro-phenyl)-pyridin-3-yl]-5-methyl-thiazol-4-yl}-propan-1-ol

To a solution of 2-{2-[6-(2-Fluoro-phenyl)-pyridin-3-yl]-5-
5 methyl-thiazol-4-yl}-propionic acid ethyl ester (2.6 g, 7.03
mmol) in THF (15 mL) is added LiAlH₄ (1.0 M in THF, 7.1 mL,
7.1 mmol) at 0-5 °C, and then stirred for 2 h. The reaction
is then quenched by water and 5 N NaOH, diluted with THF and
filtered through a pad of celite. The filtrate is
10 concentrated and purified by column yielding 1.8 g of the
product.

Step E

3-[4-(2-{2-[6-(2-Fluoro-phenyl)-pyridin-3-yl]-5-methyl-
15 thiazol-4-yl}-ethoxy)-2-methyl-phenyl]-propionic acid tert-
butyl ester

A solution of 3-(4-hydroxy-2-methyl-phenyl)-propionic acid
tert-butyl ester (120 mg, 0.5 mmol) and 2-{2-[6-(2-fluoro-
phenyl)-pyridin-3-yl]-5-methyl-thiazol-4-yl}-ethanol (106
20 mg, 0.323 mmol) in toluene (3.0 mL) is degassed and filled
with nitrogen for 3 times. Tributylphosphine (0.124 mL, 0.5
mmol) is added to the reaction mixture under nitrogen at 0
°C, followed by addition of 1,1'-(azodicarbonyl)-
dipiperidine (120 mg, 0.5 mmol). The reaction mixture is
25 allowed to warm to room temperature and stirred overnight,
the mixture is loaded on silica gel column. Chromatography
gave the title compound (150 mg).

Step F

3-[4-(2-{2-[6-(2-Fluoro-phenyl)-pyridin-3-yl]-5-methyl-
30 thiazol-4-yl}-propoxy)-2-methyl-phenyl]-propionic acid

To a solution of 3-[4-(2-{2-[6-(2-Fluoro-phenyl)-pyridin-3-
yl]-5-methyl-thiazol-4-yl}-ethoxy)-2-methyl-phenyl]-
propionic acid tert-butyl ester (120 mg) in methylene

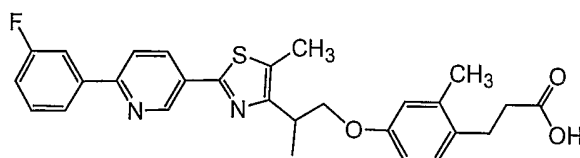
chloride (1 mL) is added TFA (0.8 mL) and two drops of water. The mixture is stirred for 2 h, and concentrated and purified by reversed phase HPLC (water-acetonitrile with 0.1 % TFA). MS (ES): 491.4 ($M^+ + 1$).

5

The following compounds are made in substantially similar method:

Example 158

10 3-[4-(2-{2-[6-(3-Fluoro-phenyl)-pyridin-3-yl]-5-methyl-thiazol-4-yl}-propoxy)-2-methyl-phenyl]-propionic acid

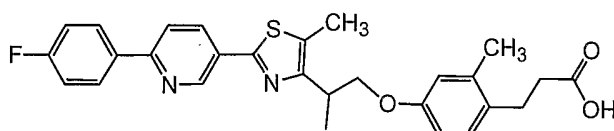


MS (ES): 491.3 ($M^+ + 1$).

15

Example 159

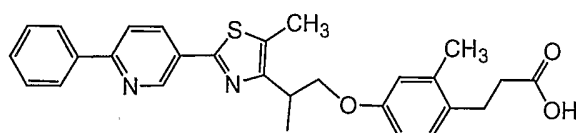
3-[4-(2-{2-[6-(4-Fluoro-phenyl)-pyridin-3-yl]-5-methyl-thiazol-4-yl}-propoxy)-2-methyl-phenyl]-propionic acid



20 MS (ES): 491.3 ($M^+ + 1$).

Example 160

3-[4-(2-{2-[6-phenyl-pyridin-3-yl]-5-methyl-thiazol-4-yl}-propoxy)-2-methyl-phenyl]-propionic acid

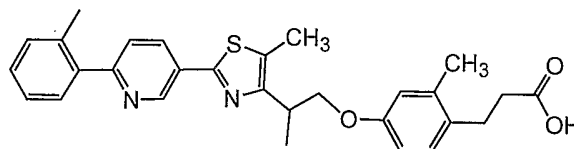


25

MS (ES): 473.5 ($M^+ + 1$).

Example 161

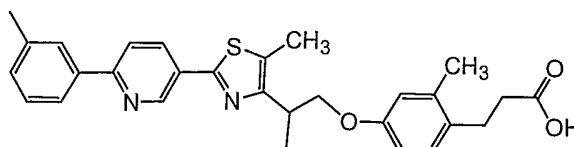
3-[4-(2-{2-[6-(2-Methyl-phenyl)-pyridin-3-yl]-5-methyl-thiazol-4-yl}-propoxy)-2-methyl-phenyl]-propionic acid



5 MS (ES): 487.4 ($M^+ + 1$).

Example 162

3-[4-(2-{2-[6-(3-Methyl-phenyl)-pyridin-3-yl]-5-methyl-thiazol-4-yl}-propoxy)-2-methyl-phenyl]-propionic acid



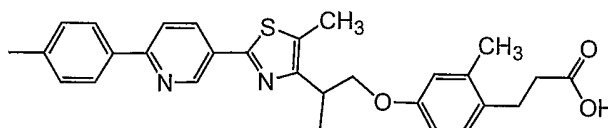
10

MS (ES): 487.5 ($M^+ + 1$).

Example 163

3-[4-(2-{2-[6-(4-Methyl-phenyl)-pyridin-3-yl]-5-methyl-thiazol-4-yl}-propoxy)-2-methyl-phenyl]-propionic acid

15

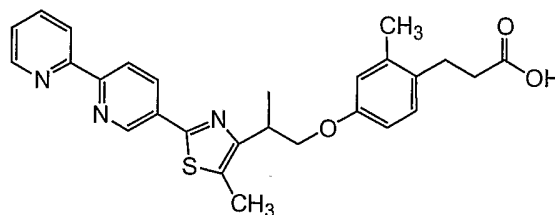


MS (ES): 487.5 ($M^+ + 1$).

Example 164

3-{4-[2-(2-[2,2']Bipyridinyl-5-yl-5-methyl-thiazol-4-yl)-propoxy]-2-methyl-phenyl}-propionic acid

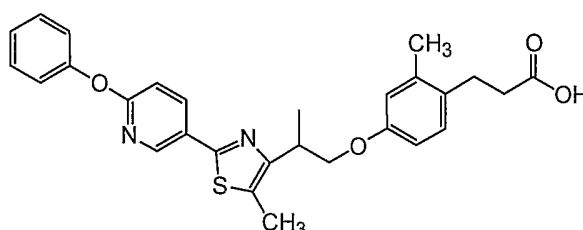
20



MS (ES): 474.4 ($M^+ + 1$).

Example 165

3-(2-Methyl-4-{2-[5-methyl-2-(6-phenoxy-pyridin-3-yl)-thiazol-4-yl]-propoxy}-phenyl)-propionic acid

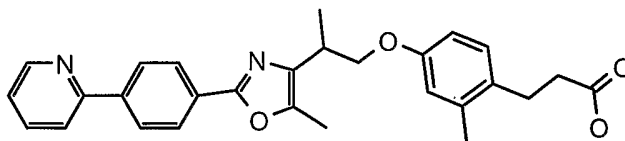


5

MS (ES): 489.5 (M⁺+1).

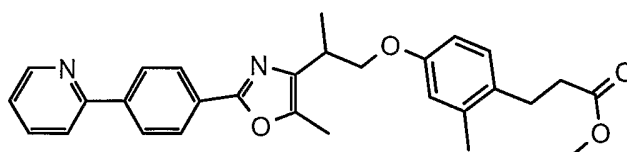
Example 166

10 3-(2-Methyl-4-{2-[5-methyl-2-(4-pyridin-2-yl-phenyl)-oxazol-4-yl]-propoxy}phenyl)propionic acid



Step A

15 3-(4-{2-[2-(4-Bromo-phenyl)-5-methyl-oxazol-4-yl]-propoxy}-2-methylphenyl)-propionic acid methyl ester



3-(4-{2-[2-(4-Bromo-phenyl)-5-methyl-oxazol-4-yl]-propoxy}-2-methylphenyl)-propionic acid methyl ester (592 mg, 1.25 mmol) is dissolved in anhydrous toluene (5 mL), degassed, and filled with nitrogen three times. Palladium tetrakis triphenyl phosphine [Pd(PPh₃)₄, 25 mg, 0.025 mmol] is added, and the degassing procedure is repeated. 2-tributylstannylpyridine (635 uL, 2.5 mmol) is then added via syringe and the reaction is heated to reflux. The reaction is monitored by HPLC. Upon complete consumption of starting material, the reaction is allowed to cool to room

25

temperature and diluted with ethyl acetate. Celite is added and the mixture is filtered and rinsed with more ethyl acetate and water. The solution is further diluted with water and the two phases are separated. The organic layer is washed with water and brine, dried over anhydrous sodium sulfate, filtered, and concentrated. The pure 3-(2-Methyl-4-{2-[5-methyl-2-(4-pyridin-2-yl-phenyl)-oxazol-4-yl]-propoxy}-phenyl)-propionic acid methyl ester is obtained after column chromatography.

10

Step B

3-(2-Methyl-4-{2-[5-methyl-2-(4-pyridin-2-yl-phenyl)-oxazol-4-yl]-propoxy}-phenyl)-propionic acid methyl ester from step A is dissolved in tetrahydrofuran (1 mL) and 5N sodium hydroxide (1 mL) solution is added with stirring at room temperature. The reaction is heated to reflux and monitored by HPLC. Upon complete conversion, the reaction is allowed to cool to room temperature and neutralized with 5N hydrochloric acid (1 mL), diluted with ethyl acetate, and extracted. The organic layer is washed with water and brine, dried over anhydrous sodium sulfate, filtered, and concentrated. The pure 3-(2-Methyl-4-{2-[5-methyl-2-(4-pyridin-2-ylphenyl)oxazol-4-yl]propoxy}phenyl)propionic acid (400 mg, 0.875 mmol) may also be obtained by recrystallization from ethyl acetate. 70% yield 2 steps, MS (ES): 457.2 ($M^+ + 1$).

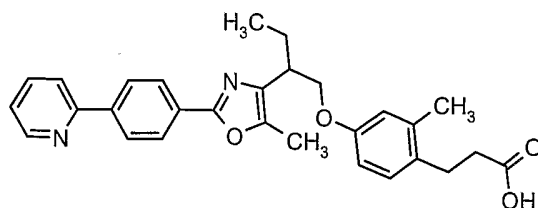
25

The following compounds are made in a similar manner:

Example 167

3-(2-Methyl-4-{2-[5-methyl-2-(4-pyridin-2-yl-phenyl)-oxazol-4-yl]-butoxy}-phenyl)-propionic acid

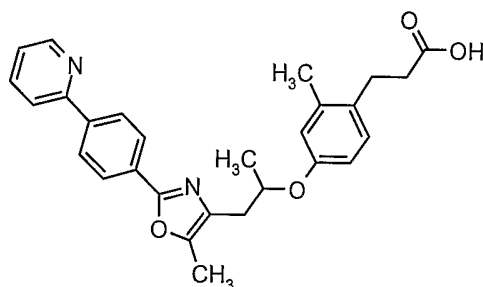
30



MS (ES): 471.3 ($M^+ + 1$).

Example 168

3-(2-Methyl-4-{1-methyl-2-[5-methyl-2-(4-pyridin-2-yl-phenyl)-oxazol-4-yl]-ethoxy}-phenyl)-propionic acid

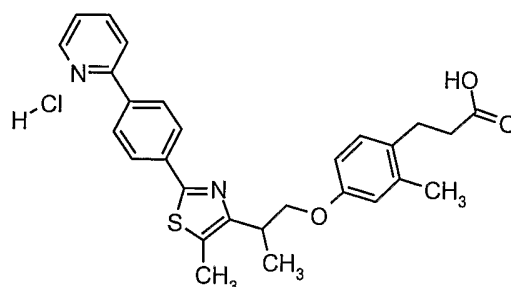


5

MS (ES): 457.3 ($M^+ + 1$).

Example 169

3-(2-Methyl-4-{2-[5-methyl-2-(4-pyridin-2-yl-phenyl)-thiazol-4-yl]-propoxy}-phenyl)-propionic acid, HCl salt

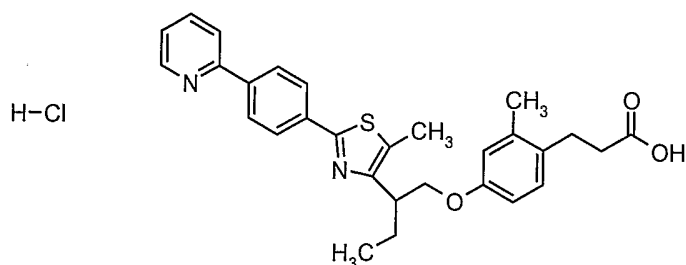


10

MS (ES): 457.3 ($M^+ + 1 - HCl$).

Example 170

3-(2-Methyl-4-{2-[5-methyl-2-(4-pyridin-2-yl-phenyl)-thiazol-4-yl]-butoxy}-phenyl)-propionic acid, HCl salt

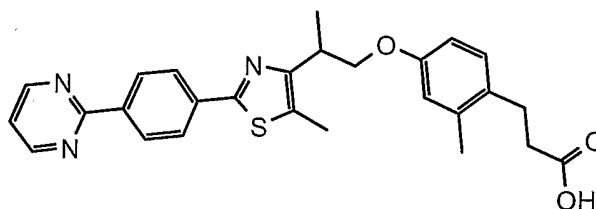


15

MS (ES): 487.5 ($M^+ + 1 - HCl$).

Example 171

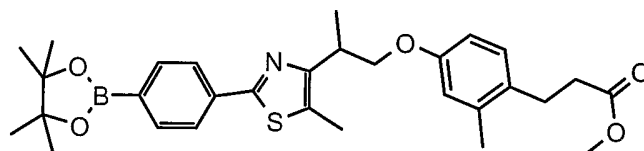
3-(2-Methyl-4-{2-[5-methyl-2-(4-pyrimidin-2-yl-phenyl)-thiazol-4-yl]-propoxy}-phenyl)-propionic acid



5

Step A

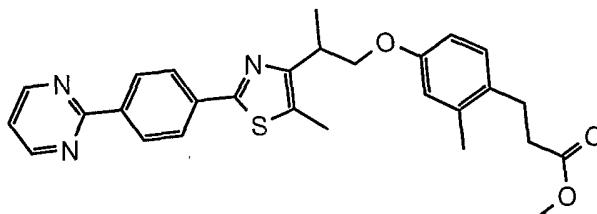
3-[2-Methyl-4-(2-{5-methyl-2-[4-(4,4,5,5-tetramethyl-[1,3,2]dioxaborolan-2-yl)-phenyl]-thiazol-4-yl}-propoxy)-phenyl]-propionic acid methyl ester



10 3-(4-{2-[2-(4-Bromo-phenyl)-5-methyl-thiazol-4-yl]-propoxy}-
2-methyl-phenyl)-propionic acid methyl ester (3.38 g, 6.92
mmol) is dissolved in anhydrous methyl sulfoxide (25 mL),
degassed, and filled with nitrogen three times. [1,1'-Bis-
(diphenylphosphino)ferrocene]dichloropalladium(II) (330 mg,
15 0.346 mmol) bis(pinacolato)diboron (3.5 g, 13.84 mmol), and
potassium acetate (2.0 g, 20.7 mmol) are added, and the
degassing procedure is repeated. The reaction is heated to
90°C and monitored by HPLC. Upon complete consumption of
starting material, the reaction is allowed to cool to room
20 temperature and diluted with ethyl acetate. Celite is added
and the mixture is filtered and rinsed with more ethyl
acetate and water. The solution is further diluted with
water and the two phases are separated. The organic layer
is washed with water and brine, dried over anhydrous sodium
25 sulfate, filtered, and concentrated. The pure 3-[2-Methyl-
4-(2-{5-methyl-2-[4-(4,4,5,5-tetramethyl-
[1,3,2]dioxaborolan-2-yl)-phenyl]-thiazol-4-yl}-propoxy)-
phenyl]-propionic acid methyl ester (5.2 g, 6.92 mmol) is
obtained after column chromatography. 100% yield

Step B

3-(2-Methyl-4-{2-[5-methyl-2-(4-pyrimidin-2-yl-phenyl)-thiazol-4-yl]-propoxy}-phenyl)-propionic acid methyl ester



5

3-[2-Methyl-4-(2-{5-methyl-2-[4-(4,4,5,5-tetramethyl-[1,3,2]dioxaborolan-2-yl)-phenyl]-thiazol-4-yl}-propoxy)-phenyl]-propionic acid methyl ester (5.2 g, 6.92 mmol) is dissolved in anhydrous toluene (30 mL), degassed, and filled
10 with nitrogen three times. [1,1'-Bis-(diphenylphosphino)ferrocene]dichloropalladium(II) (330 mg, 0.346 mmol), 2-bromopyrimidine (2.24 g, 14 mmol), and sodium carbonate (3.71 g in 5 mL water, 35 mmol) are added, and the degassing procedure is repeated. The reaction is heated to
15 100°C and monitored by HPLC. Upon complete consumption of starting material, the reaction is allowed to cool to room temperature and diluted with ethyl acetate. Celite is added and the mixture is filtered and rinsed with more ethyl acetate and water. The solution is further diluted with
20 water and the two phases are separated. The organic layer is washed with water and brine, dried over anhydrous sodium sulfate, filtered, and concentrated. The pure 3-(2-Methyl-4-{2-[5-methyl-2-(4-pyrimidin-2-yl-phenyl)-thiazol-4-yl]-propoxy}-phenyl)-propionic acid methyl ester (1.3 g, 2.87
25 mmol) is obtained after column chromatography (65% yield).

Step C

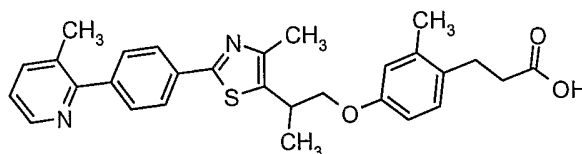
3-(2-Methyl-4-{2-[5-methyl-2-(4-pyrimidin-2-yl-phenyl)-thiazol-4-yl]-propoxy}-phenyl)-propionic acid methyl ester
30 (698 mg, 1.43 mmol) is dissolved in tetrahydrofuran (2 mL) and 5N sodium hydroxide (2 mL) solution is added with stirring at room temperature. The reaction is heated to

reflux and monitored by HPLC. Upon complete conversion, the reaction is allowed to cool to room temperature and neutralized with 5N hydrochloric acid (2 mL), diluted with ethyl acetate, and extracted. The organic layer is washed
 5 with water and brine, dried over anhydrous sodium sulfate, filtered, and concentrated. The pure 3-(2-Methyl-4-{2-[5-methyl-2-(4-pyrimidin-2-yl-phenyl)-thiazol-4-yl]-propoxy}-phenyl)-propionic acid (462 mg, 0.9755 mmol) may also be obtained by recrystallization from ethyl acetate (68% yield),
 10 MS (ES): ?? (M^+1).

The following compounds are made in a similar manner:

Example 172

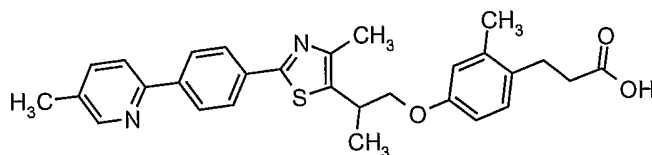
15 3-[2-Methyl-4-(2-{4-methyl-2-[4-(3-methyl-pyridin-2-yl)-phenyl]-thiazol-5-yl}-propoxy)-phenyl]-propionic acid



MS (ES): 487.2 (M^+1).

Example 173

20 3-[2-Methyl-4-(2-{4-methyl-2-[4-(5-methyl-pyridin-2-yl)-phenyl]-thiazol-5-yl}-propoxy)-phenyl]-propionic acid

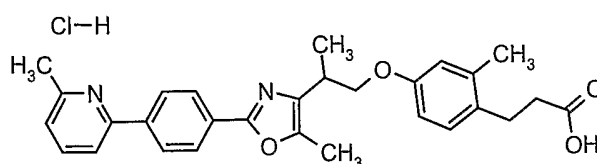


MS (ES): 487.3 (M^+1).

25

Example 174

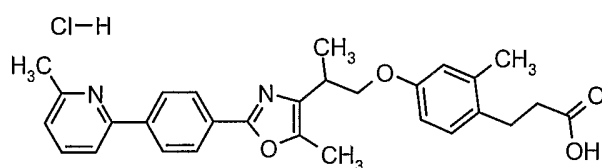
3-(2-Methyl-4-{2-[4-methyl-2-(4-pyridin-2-yl-phenyl)-thiazol-5-yl]-propoxy}-phenyl)-propionic acid



MS (ES): 473.2 (M^{+1}).

Example 175

5 3-[2-Methyl-4-(2-{5-methyl-2-[4-(6-methyl-pyridin-2-yl)-phenyl]-oxazol-4-yl}-propoxy)-phenyl]-propionic acid, HCl
salt

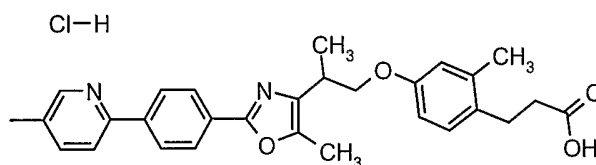


MS (ES): 471.2 ($M^{+1}-HCl$).

10

Example 176

3-[2-Methyl-4-(2-{5-methyl-2-[4-(5-methyl-pyridin-2-yl)-phenyl]-oxazol-4-yl}-propoxy)-phenyl]-propionic acid, HCl
salt

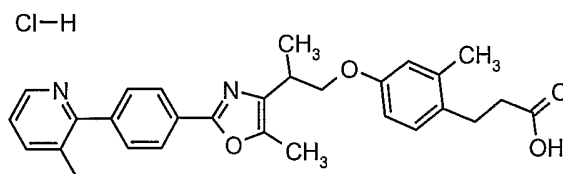


15

MS (ES): 471.2 ($M^{+1}-HCl$).

Example 177

20 3-[2-Methyl-4-(2-{5-methyl-2-[4-(3-methyl-pyridin-2-yl)-phenyl]-oxazol-4-yl}-propoxy)-phenyl]-propionic acid, HCl
salt

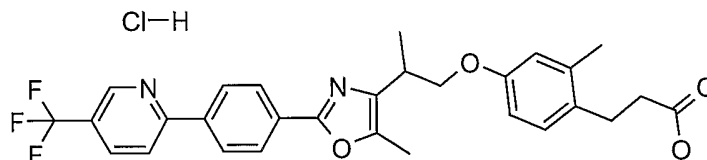


MS (ES): 471.2 ($M^{+1}-HCl$).

25

Example 178

3-[2-Methyl-4-(2-{5-methyl-2-[4-(5-trifluoromethyl-pyridin-2-yl)-phenyl]-oxazol-4-yl}-propoxy)-phenyl]-propionic acid, HCl salt



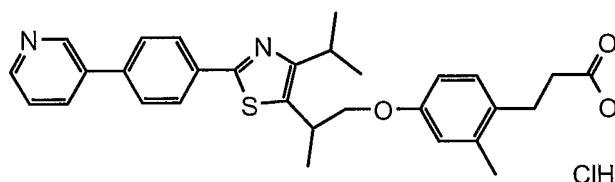
5

MS (ES): 525.6 (M^+1-HCl).

Example 179

3-(4-{2-[4-Isopropyl-2-(4-pyridin-3-yl-phenyl)-thiazol-5-yl]-propoxy}-2-methyl-phenyl)-propionic acid, HCl salt

10



Step A

3-(4-{2-[2-(4-Bromo-phenyl)-4-isopropyl-thiazol-5-yl]-propoxy}-2-methyl-phenyl)-propionic acid methyl ester (333 mg, 0.645 mmol) is dissolved in toluene (3 mL), degassed, and filled with nitrogen three times. Palladium tetrakis(triphenyl phosphine) (10 mg, 0.010 mmol), 3-pyridylboronic acid (159 mg, 1.29 mmol), and sodium carbonate (320 μ L of a 10M solution, 3.22 mmol) are added, and the degassing procedure is repeated. Ethanol (1 mL) is added to dissolve the boronic acid. The reaction is heated to 100°C and monitored by HPLC. Upon complete consumption of starting material, the reaction is allowed to cool to room temperature and diluted with ethyl acetate. Celite is added and the mixture is filtered and rinsed with more ethyl acetate and water. The solution is further diluted with water and the two phases are separated. The organic layer is washed with water and brine, dried over anhydrous sodium sulfate, filtered, and concentrated. The pure 3-(4-{2-[4-Isopropyl-2-(4-pyridin-3-yl-phenyl)-thiazol-5-yl]-propoxy}-

30

2-methyl-phenyl)-propionic acid methyl ester is obtained after column chromatography.

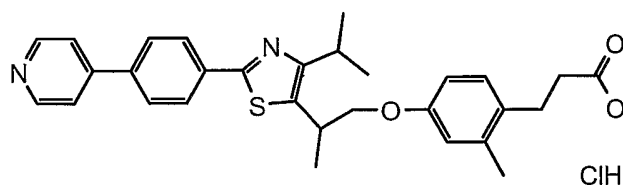
Step B

3-(4-{2-[4-Isopropyl-2-(4-pyridin-3-yl-phenyl)-thiazol-5-yl]-propoxy}-2-methyl-phenyl)-propionic acid methyl ester from step A is dissolved in tetrahydrofuran (1 mL) and 5N sodium hydroxide (1 mL) solution is added at room temperature. The reaction is heated to reflux and monitored by HPLC. Upon complete conversion, the reaction is allowed to cool to room temperature and neutralized with 5N hydrochloric acid (1 mL), diluted with ethyl acetate, and extracted. The organic layer is washed with water and brine, dried over anhydrous sodium sulfate, filtered, and concentrated. The pure 3-(4-{2-[4-Isopropyl-2-(4-pyridin-3-yl-phenyl)-thiazol-5-yl]-propoxy}-2-methyl-phenyl)-propionic acid (86 mg, 0.172 mmol, 27 % yield) may also be obtained by recrystallization from ethyl acetate. MS (ES): 501.1 (M^+1-HCl).

The following compound is made in a similar manner:

Example 180

3-(4-{2-[4-Isopropyl-2-(4-pyridin-4-yl-phenyl)-thiazol-5-yl]-propoxy}-2-methyl-phenyl)-propionic acid, HCl salt

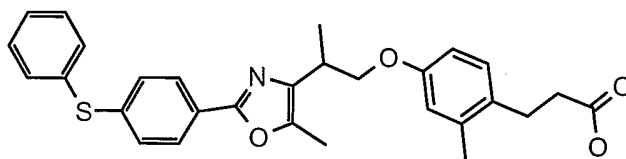


MS (ES): 501.1 (M^+1-HCl).

Example 181

3-(2-Methyl-4-{2-[5-methyl-2-(4-phenylsulfanyl-phenyl)-oxazol-4-yl]-propoxy}-phenyl)-propionic acid

30



Step A

A solution of 2-[5-Methyl-2-(4-phenylsulfanyl-phenyl)-oxazol-4-yl]-propan-1-ol (457 mg, 1.40 mmol) in anhydrous
5 toluene (20 mL) is degassed and filled with nitrogen for three times, and cooled to 0°C in an ice water bath. Tri-n-butylphosphine (530 μ L, 2.1 mmol) is added to the reaction mixture under nitrogen at 0°C, followed by addition of
10 1,1'-(azodicarbonyl)-dipiperidine (530 mg, 2.1 mmol), and 3-(4-Hydroxy-2-methyl-phenyl)-propionic acid methyl ester (339 mg, 1.75 mmol). The reaction mixture is allowed to warm to room temperature and stirred overnight, the mixture is loaded on silica gel column. Chromatography gave 3-(2-Methyl-4-{2-[5-methyl-2-(4-phenyl-sulfanyl-phenyl)-oxazol-4-yl]-propoxy}-phenyl)-propionic acid methyl ester.
15

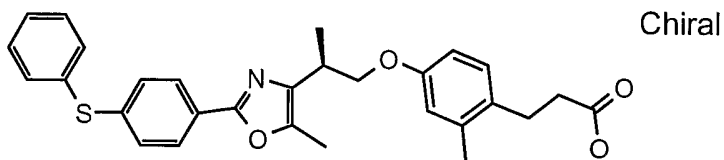
Step B

3-(2-Methyl-4-{2-[5-methyl-2-(4-phenyl-sulfanyl-phenyl)-oxazol-4-yl]-propoxy}-phenyl)-propionic acid methyl ester from step A is dissolved in tetrahydrofuran (1 mL) and 5N
20 sodium hydroxide (1 mL) solution is added with stirring at room temperature. The reaction is heated to reflux and monitored by HPLC. Upon complete conversion, the reaction is allowed to cool to room temperature and neutralized with 5N hydrochloric acid (1 mL), diluted with ethyl acetate, and
25 extracted. The organic layer is washed with water and brine, dried over anhydrous sodium sulfate, filtered, and concentrated. The pure 3-(2-Methyl-4-{2-[5-methyl-2-(4-phenylsulfanyl-phenyl)-oxazol-4-yl]-propoxy}-phenyl)-propionic acid (150 mg, 0.308 mmol) may also be obtained by
30 recrystallization from ethyl acetate (22% yield 2 steps), MS (ES): 489.2 ($M^+ + 1$).

The following compounds are made in a similar manner:

Example 182

(S)-3-(2-Methyl-4-{2-[5-methyl-2-(4-phenylsulfanyl-phenyl)-oxazol-4-yl]-propoxy}-phenyl)-propionic acid

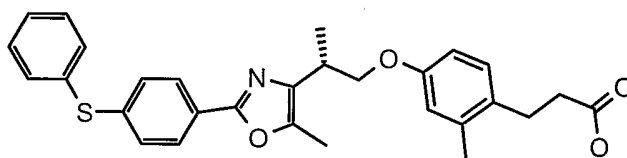


5 MS (ES): 489.1 ($M^+ + 1$).

Example 183

(R)-3-(2-Methyl-4-{2-[5-methyl-2-(4-phenylsulfanyl-phenyl)-oxazol-4-yl]-propoxy}-phenyl)-propionic acid

10

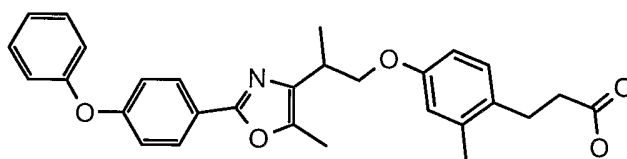


MS (ES): 489.1 ($M^+ + 1$).

15

Example 184

3-(2-Methyl-4-{2-[5-methyl-2-(4-phenylsulfanyl-phenyl)-oxazol-4-yl]-propoxy}-phenyl)-propionic acid

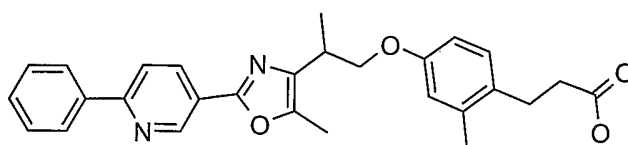


MS (ES): 473.6 ($M^+ + 1$).

20

Example 185

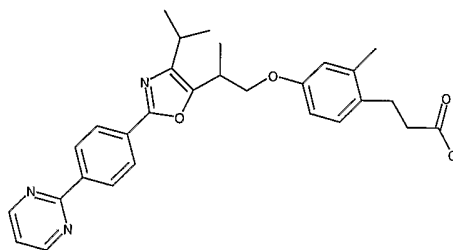
3-(2-Methyl-4-{2-[5-methyl-2-(6-phenyl-pyridin-3-yl)-oxazol-4-yl]-propoxy}-phenyl)-propionic acid



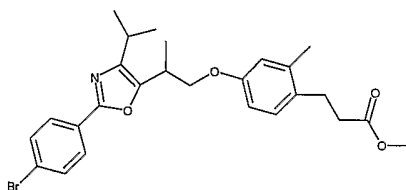
25 MS (ES): 457.2 ($M^+ + 1$).

Example 186

5 3-(4-{2-[4-Isopropyl-2-(4-pyrimidin-2-yl-phenyl)-oxazol-5-yl]-propoxy}-2-methyl-phenyl)-propionic acid

**Step A**

3-(4-{2-[2-(4-Bromo-phenyl)-4-isopropyl-oxazol-5-yl]-propoxy}-2-methyl-phenyl)-propionic acid methyl ester



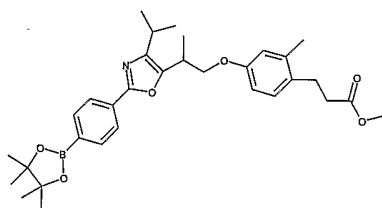
10

A solution of 2-[2-(4-bromo-phenyl)-4-isopropyl-oxazol-5-yl]-propan-1-ol (225 mg, 0.694 mmol) and 3-(4-hydroxy-2-methyl-phenyl)-propionic acid methyl ester (190 mg, 0.972 mmol) in toluene (15 mL) is degassed and filled with nitrogen for 3 times. Tributylphosphine (224 mg, 1.11 mmol) is added to the reaction mixture under nitrogen at 0 °C, followed by addition of 1,1'-(azodicarbonyl)-dipiperidine (280 mg, 1.11 mmol). The reaction mixture is allowed to warm to room temperature and stirred overnight, the mixture is loaded directly on silica gel column chromatography with 10-15% EtOAc/Hexanes to afford the title compound (320 mg, 92%).

25

Step B

3-[4-(2-{4-Isopropyl-2-[4-(4,4,5,5-tetramethyl-[1,3,2]dioxaborolan-2-yl)-phenyl]-oxazol-5-yl}-propoxy)-2-methyl-phenyl]-propionic acid methyl ester



To a solution of 3-(4-{2-[2-(4-Bromo-phenyl)-4-isopropyl-oxazol-5-yl]-propoxy}-2-methyl-phenyl)-propionic acid methyl ester (0.871 g, 1.74 mmol) in DMSO (10 mL) is added
5 bis(pinacolato)diboron (0.663 g, 2.61 mmol) and KOAc (0.682 g, 6.96 mmol). The suspension is bubbled with nitrogen gas for 10 minutes and then is treated with Pd(dppf)Cl₂ (20 mg). The mixture is then stirred and heated at 85 °C for 6 hours. The reaction is quenched with water (50 mL) and extracted with
10 EtOAc (50 mL x2) and the combined organics are dried (Na₂SO₄), concentrated and purified on silica gel chromatography column with 20% EtOAc/Hexanes to yield the title compound as yellowish oil (0.825 g, 87%). MS (ES): 548.3

15

Step C

3-(4-{2-[4-Isopropyl-2-(4-pyrimidin-2-yl-phenyl)-oxazol-5-yl]-propoxy}-2-methyl-phenyl)-propionic acid

20 A solution of 3-[4-(2-{4-isopropyl-2-[4-(4,4,5,5-tetramethyl-[1,3,2]dioxaborolan-2-yl)-phenyl]-oxazol-5-yl]-propoxy)-2-methyl-phenyl]-propionic acid methyl ester (91 mg, 0.166 mmol) in toluene (4.0 mL) is bubbled with nitrogen gas for 10 minutes. To this, Pd(dppf)Cl₂ (10 mg), Na₂CO₃
25 (1.0 mL, 2.0 M), 2-bromopyrimidine (53 mg, 0.333 mmol) are added. The resulting suspension is stirred and heated at 90 °C for 48 hours. It is then concentrated, purified on silica gel chromatography column with 20-40% EtOAc/Hexanes to yield the pyrimidine intermediate.

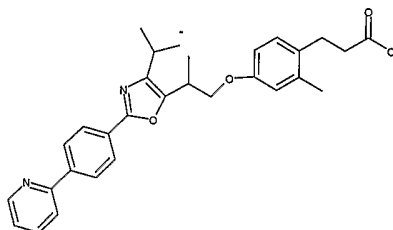
30 The pyrimidine intermediate is dissolved in MeOH (1.0 mL) and THF (0.5 mL) and treated with NaOH (1.5 mL, 2.0 M) and stirred at room temperature for 2 hours. The mixture is neutralized to pH=6 with HCl (5 N) and extracted with EtOAc

(20 mL x2), and the combined organics are dried (Na_2SO_4), concentrated and purified on silica gel chromatography column with EtOAc/Hexanes/HOAc (50/50/2) to yield the acid as white solid (14 mg, 18%). MS (ES): 486.2; the structure is also confirmed by proton NMR.

The following compounds are made in a similar manner:

Example 187

10 3-(4-{1-[4-Isopropyl-2-(4-pyridin-2-yl-phenyl)-oxazol-5-yl]-ethoxy}-2-methyl-phenyl)-propionic acid

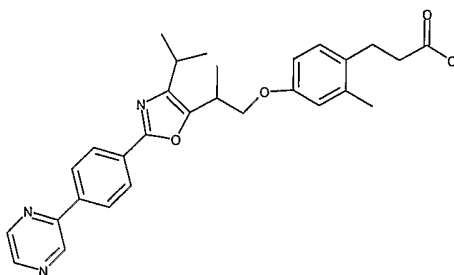


MS (ES): 485.2; the structure is also confirmed by proton NMR.

15

Example 188

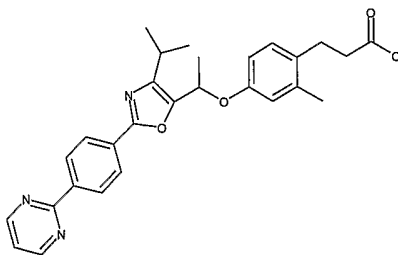
3-(4-{2-[4-Isopropyl-2-(4-pyrazin-2-yl-phenyl)-oxazol-5-yl]-propoxy}-2-methyl-phenyl)-propionic acid



20 MS (ES): 486.2; the structure is also confirmed by proton NMR.

Example 189

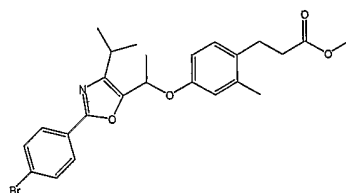
3-(4-{1-[4-Isopropyl-2-(4-pyrimidin-2-yl-phenyl)-oxazol-5-yl]-ethoxy}-2-methyl-phenyl)-propionic acid



5

Step A

3-(4-{1-[2-(4-Bromo-phenyl)-4-isopropyl-oxazol-5-yl]-ethoxy}-2-methyl-phenyl)-propionic acid methyl ester



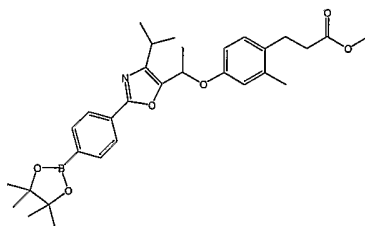
10

A solution of 3-(4-hydroxy-2-methyl-phenyl)-propionic acid methyl ester (6.30 g, 32.1 mmol) and 1-[2-(4-bromo-phenyl)-4-isopropyl-oxazol-5-yl]-ethanol (9.05 g, 29.2 mmol) in toluene (300 mL) is degassed and filled with nitrogen for 3 times. Tributylphosphine (7.70 g, 38.1 mmol) is added to the reaction mixture under nitrogen at 0 °C, followed by addition of 1,1'-(azodicarbonyl)-dipiperidine (8.84 g, 35.0 mmol). The reaction mixture is allowed to warm to room temperature and stirred overnight, the mixture is loaded directly on silica gel column chromatography with 10-15% EtOAc/Hexanes to afford the title compound (11.8 g, 79%).

20

25

Step B



3-[4-(1-{4-Isopropyl-2-[4-(4,4,5,5-tetramethyl-
 [1,3,2]dioxaborolan-2-yl)-phenyl]-oxazol-5-yl}-ethoxy)
 5 -2-methyl-phenyl]-propionic acid methyl ester

To a solution of 3-(4-{1-[2-(4-bromo-phenyl)-4-isopropyl-
 oxazol-5-yl]-ethoxy}-2-methyl-phenyl)-propionic acid methyl
 ester (2.50 g, 5.14 mmol) in DMSO (50 mL) is added
 10 bis(pinacolato)diboron (1.88 g, 7.40 mmol) and KOAc (1.94 g,
 19.8 mmol). The suspension is bubbled with nitrogen gas for
 10 minutes and then is treated with Pd(dppf)Cl₂ (100 mg).
 The mixture is then stirred and heated at 85 °C for 4 hours.
 The reaction is quenched with water and extracted with EtOAc (50
 15 mL x3) and the combined organics are dried (Na₂SO₄),
 concentrated and purified on silica gel chromatography
 column with 10-20% EtOAc/Hexanes to yield the title
 compound as yellow oil (1.68 g, 61%).

20

Step C

3-(4-{1-[4-Isopropyl-2-(4-pyrimidin-2-yl-phenyl)-oxazol-5-
 yl]-ethoxy}-2-methyl-phenyl)-propionic acid

A solution of 3-[4-(1-{4-isopropyl-2-[4-(4,4,5,5-
 tetramethyl-[1,3,2]dioxaborolan-2-yl)-phenyl]-oxazol-5-yl}-
 ethoxy)-2-methyl-phenyl]-propionic acid methyl ester (130
 25 mg, 0.250 mmol) in toluene (3 mL) is bubbled with nitrogen
 gas for 10 minutes. To this, Pd(dppf)Cl₂ (10 mg), Na₂CO₃
 (1.0 mL, 2.0 M), 2-chloropyrimidine (43 mg, 0.375 mmol) are
 added. The resulting suspension is stirred and heated at
 30 100 °C for 8 hours and quenched with water (1.0 mL). The
 mixture is extracted with EtOAc (20 mL x2) and the combined
 organics are dried (Na₂SO₄), concentrated, and purified on

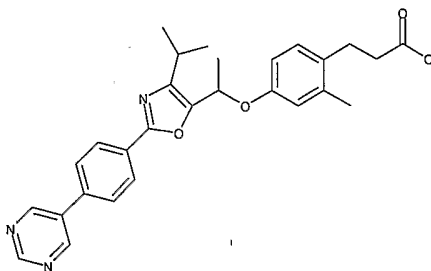
silica gel chromatography column with 20-50% EtOAc/Hexanes to yield the pyrimidine intermediate.

The pyrimidine intermediate is dissolved in MeOH (1.0 mL) and THF (0.5 mL) and treated with NaOH (1.5 mL, 2.0 M) and stirred at room temperature for 12 hours. The mixture is neutralized to pH=6 with HCl (5 N) and extracted with EtOAc (20 mL x2), and the combined organics are dried (Na₂SO₄), concentrated to yield the acid as white solid (3.0 mg, 2.5%). MS (ES): 472.3; the structure is also confirmed by proton NMR.

The following compounds are made in a similar manner:

Example 190

3-(4-{1-[4-Isopropyl-2-(4-pyrimidin-5-yl-phenyl)-oxazol-5-yl]-ethoxy}-2-methyl-phenyl)-propionic acid

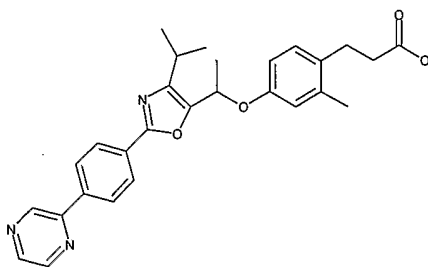


MS (ES): 472.3; the structure is also confirmed by proton NMR.

20

Example 191

3-(4-{1-[4-Isopropyl-2-(4-pyrazin-2-yl-phenyl)-oxazol-5-yl]-ethoxy}-2-methyl-phenyl)-propionic acid

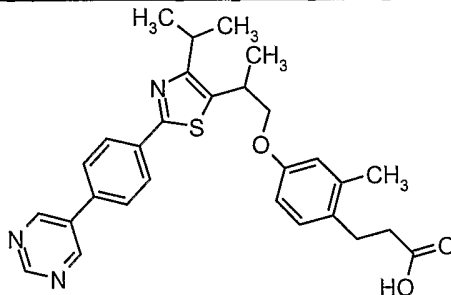


MS (ES): 472.3; the structure is also confirmed by proton NMR.

25

Example 192

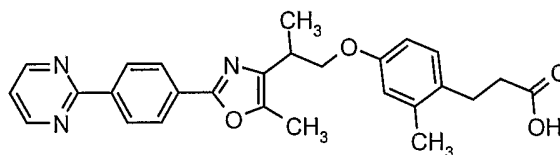
3-(4-{2-[4-Isopropyl-2-(4-pyrimidin-5-yl-phenyl)-thiazol-5-yl]-propoxy}-2-methyl-phenyl)-propionic acid



5 MS (ES): 502.1 (M⁺+1).

Example 193

3-(2-Methyl-4-{2-[5-methyl-2-(4-pyrimidin-2-yl-phenyl)-oxazol-4-yl]-propoxy}-phenyl)-propionic acid

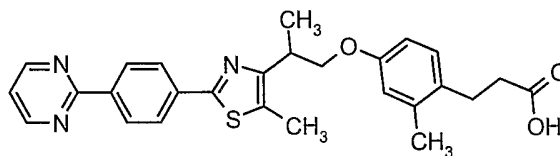


10

MS (ES): 458.2 (M⁺+1).

Example 194

15 3-(2-Methyl-4-{2-[5-methyl-2-(4-pyrimidin-2-yl-phenyl)-thiazol-4-yl]-propoxy}-phenyl)-propionic acid

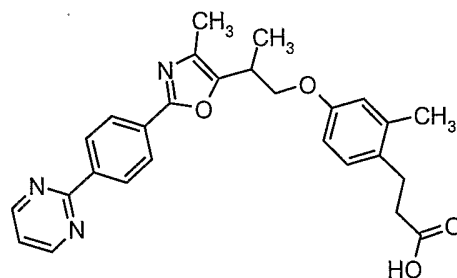


MS (ES): 447.0 (M⁺+1).

20

Example 195

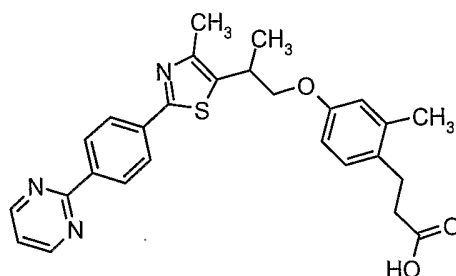
3-(2-Methyl-4-{2-[4-methyl-2-(4-pyrimidin-2-yl-phenyl)-oxazol-5-yl]-propoxy}-phenyl)-propionic acid



MS (ES): 458.3 (M^+1).

Example 196

5 3-(2-Methyl-4-{2-[4-methyl-2-(4-pyrimidin-2-yl-phenyl)-thiazol-5-yl]-propoxy}-phenyl)-propionic acid

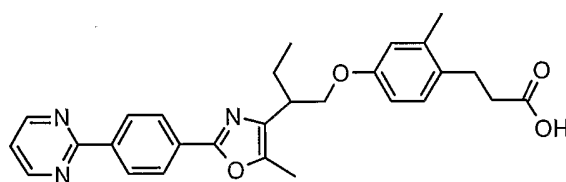


MS (ES): 474.2 (M^+1).

10

Example 197

3-(2-Methyl-4-{2-[5-methyl-2-(4-pyrimidin-2-yl-phenyl)-oxazol-4-yl]-butoxy}-phenyl)-propionic acid

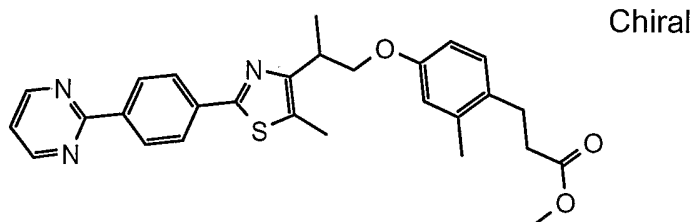


MS (ES): 472.3 (M^+1).

15

Example 198

3-(2-Methyl-4-{2-[5-methyl-2-(4-pyrimidin-2-yl-phenyl)-thiazol-4-yl]-propoxy}-phenyl)-propionic acid



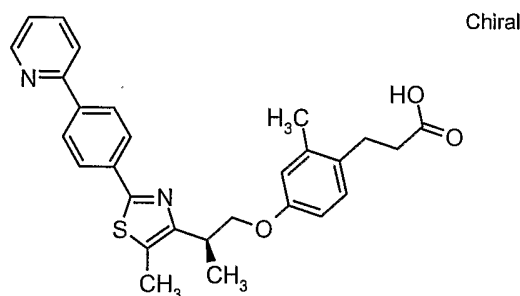
The racemic 3-(2-methyl-4-{2-[5-methyl-2-(4-pyrimidin-2-yl-phenyl)-thiazol-4-yl]-propoxy}-phenyl)-propionic acid methyl ester is resolved on a Chiralpak AD column (4.6 x 250 mm).

- 5 Eluted with 15% 3A in heptane with 0.2% dimethylethylamine at 1 mL per minute with detection at 300nm and concentrated the fractions to provide the pure enantiomer esters (isomer 1, 99.8 % ee; isomer 2, 97.8% ee).

- 10 The following compounds are made in a similar manner:

Example 199

(R)-3-(2-Methyl-4-{2-[5-methyl-2-(4-pyridin-2-yl-phenyl)-thiazol-4-yl]-propoxy}-phenyl)-propionic acid

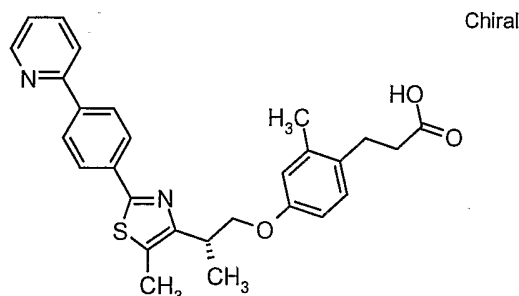


15

MS (ES): 473.2 ($M^+ + 1$).

Example 200

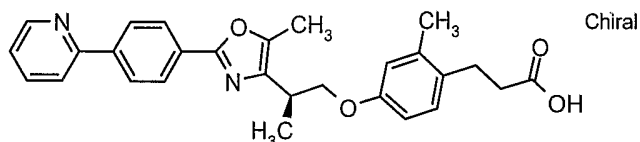
20 (S)-3-(2-Methyl-4-{2-[5-methyl-2-(4-pyridin-2-yl-phenyl)-thiazol-4-yl]-propoxy}-phenyl)-propionic acid



MS (ES): 473.2 ($M^+ + 1$).

Example 201

5 (R)-3-(2-Methyl-4-{2-[5-methyl-2-(4-pyridin-2-yl-phenyl)-oxazol-4-yl]-propoxy}-phenyl)-propionic acid

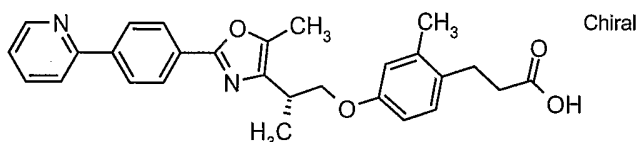


MS (ES): 457.3 ($M^+ + 1$).

10

Example 202

(S)-3-(2-Methyl-4-{2-[5-methyl-2-(4-pyridin-2-yl-phenyl)-oxazol-4-yl]-propoxy}-phenyl)-propionic acid

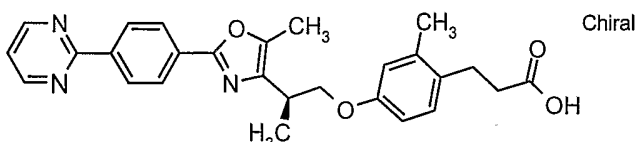


MS (ES): 457.3 ($M^+ + 1$).

15

Example 203

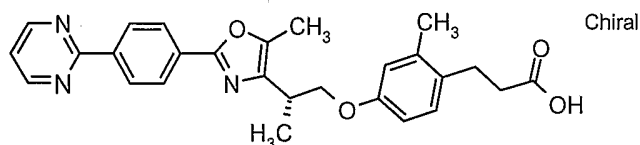
(R)-3-(2-Methyl-4-{2-[5-methyl-2-(4-pyrimidin-2-yl-phenyl)-oxazol-4-yl]-propoxy}-phenyl)-propionic acid



20 MS (ES): 458.3 ($M^+ + 1$).

Example 204

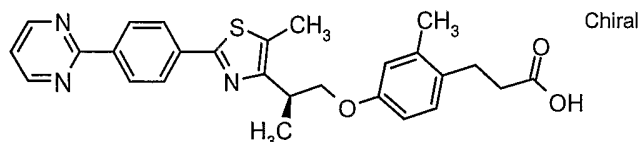
(S)-3-(2-Methyl-4-{2-[5-methyl-2-(4-pyrimidin-2-yl-phenyl)-oxazol-4-yl]-propoxy}-phenyl)-propionic acid



5 MS (ES): 458.3 ($M^+ + 1$).

Example 205

(R)-3-(2-Methyl-4-{2-[5-methyl-2-(4-pyrimidin-2-yl-phenyl)-thiazol-4-yl]-propoxy}-phenyl)-propionic acid



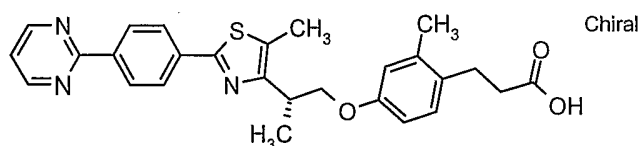
10

MS (ES): 474.3 ($M^+ + 1$).

Example 206

(S)-3-(2-Methyl-4-{2-[5-methyl-2-(4-pyrimidin-2-yl-phenyl)-thiazol-4-yl]-propoxy}-phenyl)-propionic acid

15



MS (ES): 474.3 ($M^+ + 1$).

Biological Assays

20

Binding and Cotransfection Studies

The in vitro potency of compounds in modulating PPAR receptors are determined by the procedures detailed below. DNA-dependent binding (ABCD binding) is carried out using SPA technology with PPAR receptors. Tritium-labeled PPAR selective agonists are used as radioligands for generating displacement curves and IC_{50} values with compounds of the invention. Cotransfection assays are carried out in CV-1 cells. The reporter plasmid contained an acylCoA oxidase

25

(AOX) PPRE and TK promoter upstream of the luciferase reporter cDNA. Appropriate PPARs are constitutively expressed using plasmids containing the CMV promoter. For PPAR α , interference by endogenous PPAR γ in CV-1 cells is an issue. In order to eliminate such interference, a GAL4 chimeric system is used in which the DNA binding domain of the transfected PPAR is replaced by that of GAL4, and the GAL4 response element is utilized in place of the AOX PPRE. Cotransfection efficacy is determined relative to PPAR α agonist reference molecules. Efficacies are determined by computer fit to a concentration-response curve, or in some cases at a single high concentration of agonist (10 μ M). These studies are carried out to evaluate the ability of compounds of the invention to bind to and/or activate various nuclear transcription factors, particularly huPPAR α ("hu" indicates "human"). These studies provide in vitro data concerning efficacy and selectivity of compounds of the invention. Furthermore, binding and cotransfection data for compounds of the invention are compared with corresponding data for marketed compounds that act on huPPAR α . The binding and cotransfection efficacy values found, for compounds of the invention and compounds of this invention which are useful for modulating a PPAR alpha receptor, are \leq 100 nM and \geq 50%, respectively.

25

Binding assay:

DNA-dependent binding is carried out using Scintillation Proximity Assay (SPA) technology (Amersham Pharmacia Biotech). PPAR \bullet , PPAR \bullet and PPAR \bullet receptors as well as their heterodimer partner RXR $\bullet\bullet$ receptor are prepared using a baculovirus expression system. Biotinylated oligonucleotide $5'$ TAATGTAGGTAATAGTTCAATAGGTCAAAGG $3'$ is used for binding of receptor dimers to Yttrium silicate streptavidin-coated SPA beads. PPAR \bullet labeled ligand is 3 H-reference, and PPAR \bullet and

35

PPAR••labeled ligands is ³H-reference with specific activity of 52 Ci/mmol and 90 Ci/mmol, respectively. Competition binding reactions are carried out in 10 mM HEPES pH 7.8, 80 mM KCl, 0.5 mM MgCl₂, 1 mM DTT, 0.5% CHAPS, 14% glycerol, 5 using 2.5 •g of each of PPAR•, • or • and RXR• receptors, 5nM to 10 •M of competing compounds and 30,000 cpm of corresponding labeled ligand.

Co-transfection assay:

10

Co-transfection assays are performed in CV-1 cells using calcium phosphate coprecipitation as previously described (Berger et al. Steroid Biochem. Mol. Biol. 41:733, 1992; Mukherjee et al. Nature 386:407-410, 1997). The reporter 15 plasmid contained an acylCoA oxidase (AOX) PPRE and TK promoter upstream of the luciferase reporter cDNA. PPARs and RXR• are constitutively expressed using plasmids containing the CMV promoter. For PPAR••or••, interference by endogenous PPARs in CV-1 cells is eliminated by using a GAL4 chimeric 20 PPAR••or•••is replaced by that of GAL4, and the GAL4 response element is utilized in place of the AOX PPRE. CV-1 cells are transfected in T225 cm² flasks in DMEM with 10% Fetal Bovine Serum (FBS). After an overnight incubation, 25 transfected cells are trypsinized and plated in 96 well dishes in DMEM media containing 10% charcoal-stripped FBS. After a 6 h incubation, cells are exposed to 0.1 nM to 10•M of test compounds. Co-transfection efficacy is determined using reference compounds. Compounds of this invention that 30 are selective for the PPAR• are at least 10-fold selective for PPAR•• over PPAR α and PPAR γ .

Evaluation of Triglyceride Reduction and HDL Cholesterol Elevation in HuapoAI Transgenic Mice

35

Seventeen different series of studies are performed to evaluate the effect of compounds of the present invention

upon HDL and triglyceride levels in human apoAI mice. For each compound tested, seven to eight week old male mice, transgenic for human apoAI (C57BL/6-tgn(apoal)1rub, Jackson Laboratory, Bar Harbor, ME) are acclimated in individual cages for two weeks with standard chow diet (Purina 5001) and water provided ad libitum. After the acclimation, mice and chow are weighed and assigned to test groups (n = 5) with randomization by body weight. Mice are dosed daily by oral gavage for 8 days using a 29 gauge, 1-1/2 inch curved feeding needle (Popper & Sons). The vehicle for the controls, test compounds and the positive control (fenofibrate 100mg/kg) is 1% carboxymethylcellulose (w/v) with 0.25% tween 80 (w/v). All mice are dosed daily between 6 and 8 a.m. with a dosing volume of 0.2ml. Prior to termination, animals and diets are weighed and body weight change and food consumption are calculated. Three hours after last dose, mice are euthanized with CO2 and blood is removed (0.5-1.0 ml) by cardiac puncture. After sacrifice, the liver, heart, and epididymal fat pad are excised and weighed. Blood is permitted to clot and serum is separated from the blood by centrifugation.

Cholesterol and triglycerides are measured colorimetrically using commercially prepared reagents (for example, as available from Sigma #339-1000 and Roche #450061 for triglycerides and cholesterol, respectively). The procedures are modified from published work (McGowan M. W. et al., Clin Chem 29:538-542,1983; Allain C. C. et al., Clin Chem 20:470-475,1974. Commercially available standards for triglycerides and total cholesterol, respectively, commercial quality control plasma, and samples are measured in duplicate using 200 µl of reagent. An additional aliquot of sample, added to a well containing 200 µl water, provided a blank for each specimen. Plates are incubated at room temperature on a plate shaker and absorbance is read at 500 nm and 540 nm for total cholesterol and triglycerides, respectively. Values for the positive control are always

within the expected range and the coefficient of variation for samples is below 10%. All samples from an experiment are assayed at the same time to minimize inter-assay variability.

5 Serum lipoproteins are separated and cholesterol
quantitated by fast protein liquid chromatography (FPLC)
coupled to an in line detection system. Samples are applied
to a Superose 6 HR size exclusion column (Amersham Pharmacia
10 Biotech) and eluted with phosphate buffered saline-EDTA at
0.5 ml/min. Cholesterol reagent (for example, Roche
Diagnostics Chol/HP 704036) at 0.16ml/min mixed with the
column effluent through a T-connection and the mixture
passed through a 15 m x 0.5 mm id knitted tubing reactor
immersed in a 37 C water bath. The colored product produced
15 in the presence of cholesterol is monitored in the flow
stream at 505 nm and the analog voltage from the monitor is
converted to a digital signal for collection and analysis.
The change in voltage corresponding to change in cholesterol
concentration is plotted vs time and the area under the
20 curve corresponding to the elution of very low density
lipoprotein (VLDL), low density lipoprotein (LDL) and high
density lipoprotein (HDL) is calculated using Perkin Elmer
Turbochrome software.

25 Triglyceride Serum Levels in Mice Dosed with a Compound
of the Invention is compared to Mice Receiving the Vehicle
to identify compounds that could be particularly useful for
lowering triglycerides. Generally, triglyceride decreases
of greater than or equal to 30% (thirty percent) compared to
30 control following a 30 mg/kg dose suggests a compound that
can be especially useful for lowering triglyceride levels.

 The percent increase of HDLc serum levels in mice
receiving a compound of the invention is compared to mice
receiving vehicle to identify compounds of the invention
35 that could be particularly useful for elevating HDL levels.
Generally, and increase of greater than or equal to 25%
(twenty five percent) increase in HDLc level following a 30

mg/kg dose suggests a compound that can be especially useful for elevating HDLc levels.

It may be particularly desirable to select compounds of this invention that both lower triglyceride levels and
5 increase HDLc levels. However, compounds that either lower triglyceride levels or increase HDLc levels may be desirable as well.

Evaluation of Glucose Levels in db/db Mice

10 The effects, upon plasma glucose of administering various dose levels of five different compounds of the present invention and the PPAR gamma agonist rosiglitazone or the PPAR alpha agonist fenofibrate, and the control, to male db/db mice, are studied.

15 Five week old male diabetic (db/db) mice [for example, C57BlKs/j-m +/+ Lepr(db), Jackson Laboratory, Bar Harbor, ME] or lean littermates are housed 6 per cage with food and water available at all times. After an acclimation period of 2 weeks, animals are individually identified by ear
20 notches, weighed, and bled via the tail vein for determination of initial glucose levels. Blood is collected (100 μ l) from unfasted animals by wrapping each mouse in a towel, cutting the tip of the tail with a scalpel, and milking blood from the tail into a heparinized capillary
25 tube. Sample is discharged into a heparinized microtainer with gel separator and retained on ice. Plasma is obtained after centrifugation at 4°C and glucose measured immediately. Remaining plasma is frozen until the completion of the experiment, when glucose and triglycerides
30 are assayed in all samples. Animals are grouped based on initial glucose levels and body weights. Beginning the following morning, mice are dosed daily by oral gavage for 7 days. Treatments are test compounds (30 mg/kg), a positive control agent (30 mg/kg) or vehicle [1%
35 carboxymethylcellulose (w/v)/ 0.25% Tween80 (w/v); 0.3 ml/mouse]. On day 7, mice are weighed and bled (tail vein)

3 hours after dosing. Twenty-four hours after the 7th dose (i.e., day 8), animals are bled again (tail vein). Samples obtained from conscious animals on days 0, 7 and 8 are assayed for glucose. After the 24 hour bleed, animals are weighed and dosed for the final time. Three hours after dosing on day 8, animals are anesthetized by inhalation of isoflurane and blood obtained via cardiac puncture (0.5-0.7 ml). Whole blood is transferred to serum separator tubes, chilled on ice and permitted to clot. Serum is obtained after centrifugation at 4°C and frozen until analysis for compound levels. After sacrifice by cervical dislocation, the liver, heart and epididymal fat pads are excised and weighed.

Glucose is measured colorimetrically using commercially purchased reagents. According to the manufacturers, the procedures are modified from published work (McGowan, M. W., Artiss, J. D., Strandbergh, D. R. & Zak, B. Clin Chem, 20:470-5 (1974) and Keston, A. Specific colorimetric enzymatic analytical reagents for glucose. Abstract of papers 129th Meeting ACS, 31C (1956).); and depend on the release of a mole of hydrogen peroxide for each mole of analyte, coupled with a color reaction first described by Trinder (Trinder, P. Determination of glucose in blood using glucose oxidase with an alternative oxygen acceptor. Ann Clin Biochem, 6:24 (1969)). The absorbance of the dye produced is linearly related to the analyte in the sample. The assays are further modified in our laboratory for use in a 96 well format. The commercially available standard for glucose, commercially available quality control plasma, and samples (2 or 5 µl/well) are measured in duplicate using 200 µl of reagent. An additional aliquot of sample, pipetted to a third well and diluted in 200 µl water, provided a blank for each specimen. Plates are incubated at room temperature for 18 minutes for glucose on a plate shaker (DPC Micormix 5) and absorbance read at 500 nm on a plate reader. Sample absorbances are compared to a standard curve (100-800 for

glucose). Values for the quality control sample are always within the expected range and the coefficient of variation for samples is below 10%. All samples from an experiment are assayed at the same time to minimize inter-assay
5 variability.

The results of the study, suggest compounds of the present invention that significantly reduced db/db mouse plasma glucose levels while resulting in body weight gains that are generally less than those observed for
10 rosiglitazone.

Evaluation of the Effects of Compounds of the Present
Invention upon A^y Mice Body Weight, Fat Mass, Glucose and
Insulin Levels

15

Female A^y Mice

Female A^y mice are singly housed, maintained under standardized conditions (22°C, 12 h light:dark cycle), and provided free access to food and water throughout the
20 duration of the study. At twenty weeks of age the mice are randomly assigned to vehicle control and treated groups based on body weight and body fat content as assessed by DEXA scanning (N=6). Mice are then dosed via oral gavage with either vehicle or a Compound of this invention (50
25 mg/kg) one hour after the initiation of the light cycle (for example, about 7 A.M.) for 18 days. Body weights are measured daily throughout the study. On day 14 mice are maintained in individual metabolic chambers for indirect calorimetry assessment of energy expenditure and fuel
30 utilization. On day 18 mice are again subjected to DEXA scanning for post treatment measurement of body composition.

The results of p.o. dosing of compound for 18 days on body weight, fat mass, and lean mass are evaluated and suggest which compounds of this invention can be especially
35 useful for maintaining desirable weight and/or promoting desired lean to fat mass.

Indirect calorimetry measurements revealed a significant reduction in respiratory quotient (RQ) in treated animals during the dark cycle [0.864 ± 0.013 (Control) vs. 0.803 ± 0.007 (Treated); $p < 0.001$]. This
5 reduction in RQ is indicative of an increased utilization of fat during the animals' active (dark) cycle. Additionally, treated animals displayed significantly higher rates of energy expenditure than control animals (17.40 ± 0.49 vs. 13.62 ± 0.26 kcal/kg/hr, respectively).

10

Male KK/A^y Mice

Male KK/A^y mice are singly housed, maintained under standardized conditions (22°C, 12 h light:dark cycle), and provided free access to food and water throughout the
15 duration of the study. At twenty-two weeks of age the mice are randomly assigned to vehicle control and treated groups based on plasma glucose levels. Mice are then dosed via oral gavage with either vehicle or a Compound of this invention (30 mg/kg) one hour after the initiation of the
20 light cycle (7 A.M.) for 14 days. Plasma glucose, triglyceride, and insulin levels are assessed on day 14.

The results of p.o. dosing of compound for 14 days on plasma glucose, triglycerides, and insulin are evaluated to identify compounds of this invention that may be especially
25 desired.

Method to Elucidate the LDL-cholesterol Total-cholesterol and Triglyceride Lowering Effect

Male Syrian hamsters (Harlan Sprague Dawley) weighing
30 80-120 g are placed on a high-fat cholesterol-rich diet for two to three weeks prior to use. Feed and water are provided ad libitum throughout the course of the experiment. Under these conditions, hamsters become hypercholesterolemic showing plasma cholesterol levels between 180-280 mg/dl.
35 (Hamsters fed with normal chow had a total plasma cholesterol level between 100-150 mg/dl.) Hamsters with high plasma cholesterol (180 mg/dl and above) are randomized

into treatment groups based on their total cholesterol level using the GroupOptimizeV211.xls program.

A Compound of this invention is dissolved in an aqueous vehicle (containing CMC with Tween 80) such that
5 each hamster receives once a day approx. 1 ml of the solution by gavage at doses 3 and 30 mg/kg body weight. Fenofibrate (Sigma Chemical, prepared as a suspension in the same vehicle) is given as a known alpha-agonist control at a
10 Dosing is performed daily in the early morning for 14 days.

Quantification of Plasma Lipids :

On the last day of the test, hamsters are bled (400 ul) from the suborbital sinus while under isoflurane anesthesia 2 h after dosing. Blood samples are collected into heparinized
15 microfuge tubes chilled in ice bath. Plasma samples are separated from the blood cells by brief centrifugation. Total cholesterol and triglycerides are determined by means of enzymatic assays carried out automatically in the Monarch equipment (Instrumentation Laboratory) following the
20 manufacturer's procedure. Plasma lipoproteins (VLDL, LDL and HDL) are resolved by injecting 25 ul of the pooled plasma samples into an FPLC system eluted with phosphate buffered saline at 0.5 ml/min through a Superose 6 HR 10/30 column (Pharmacia) maintained room temp. Detection and
25 characterization of the isolated plasma lipids are accomplished by postcolumn incubation of the effluent with a Cholesterol/HP reagent (for example, Roche Lab System; infused at 0.12 ml/min) in a knitted reaction coil maintained at 37°C. The intensity of the color formed is
30 proportional to the cholesterol concentration and is measured photometrically at 505 nm.

The effect of administration of a Compound of this invention for 14 days is studied for the percent reduction in LDL level with reference to the vehicle group. The LDL-
35 lowering efficacy for certain compounds of this invention is markedly more potent than that of fenofibrate. Compounds of this invention that decrease LDL greater than or equal to

30% (thirty percent) compared to vehicle can be especially desired.

The total-cholesterol and triglyceride lowering effects of a Compound of this invention is also studied. The data
5 for reduction in total cholesterol and triglyceride levels after treatment with a compound of this invention for 14 days is compared to the vehicle to suggest compounds that can be particularly desired.

10 Method to Elucidate the Fibrinogen-Lowering Effect of PPAR•Modulators

Zucker Fatty Rat Model:

15 The life phase of the study on fibrinogen-lowering effect of compounds of this invention is part of the life phase procedures for the antidiabetic studies of the same compounds. On the last (14th) day of the treatment period, with the animals placed under surgical anesthesia, ~ 3ml of
20 blood is collected, by cardiac puncture, into a syringe containing citrate buffer. The blood sample is chilled and centrifuged at 4°C to isolate the plasma that is stored at -70°C prior to fibrinogen assay.

Quantification of Rat Plasma Fibrinogen:

25 Rat plasma fibrinogen levels are quantified by using a commercial assay system consists of a coagulation instrument following the manufacturer's protocol. In essence, 100 ul of plasma is sampled from each specimen and a 1/20 dilution
30 is prepared with buffer. The diluted plasma is incubated at 37°C for 240 seconds. Fifty microliters of clotting reagent thrombin solution (provided by the instrument's manufacturer in a standard concentration) is then added. The instrument monitors the clotting time, a function of
35 fibrinogen concentration quantified with reference to standard samples.

Results :

Compounds of this invention are capable of lowering
fibrinogen level in vivo. Compounds that lower fibrinogen
5 level greater than vehicle can be especially desired.

Cholesterol and triglyceride lowering effects of
compounds of this invention are also produced in Zucker
rats.

10 Method to Elucidate the Anti-body Weight Gain and Anti-
appetite Effects of Compounds of this invention

Fourteen-Day Study in Zucker Fatty Rat¹ or ZDF Rat² Models :

Male Zucker Fatty rats, non-diabetic (Charles River
15 Laboratories, Wilmington, MA) or male ZDF rats (Genetic
Models, Inc, Indianapolis, IN) of comparable age and weight
are acclimated for 1 week prior to treatment. Rats are on
normal chow and water is provided ad libitum throughout the
course of the experiment.

20 Test compounds are dissolved in an aqueous vehicle such that
each rat receives once a day approximately 1 ml of the
solution by gavage at doses 0.1, 0.3, 1 and 3 mg/kg body
weight. Fenofibrate (Sigma Chemical, prepared as a
25 suspension in the same vehicle) a known alpha-agonist given
at doses of 300 mg/kg, as well as the vehicle are controls.
Dosing is performed daily in the early morning for 14 days.
Over the course of the experiment, body weight and food
consumption are monitored.

30 Using this assay, compounds of this invention can result in
significant weight reduction.

EQUIVALENTS:

While this invention has been particularly shown and
35 described with references to preferred embodiments thereof,
it will be understood by those skilled in the art that
various changes in form and details may be made therein

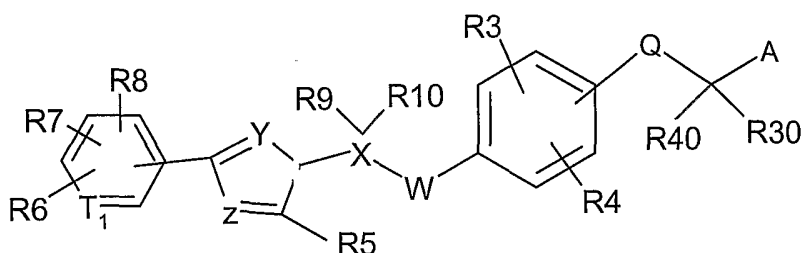
without departing from the scope of the invention encompassed by the appended claims.

CLAIMS

What is claimed is:

1. A compound of the formula Formula I:

5



and pharmaceutically acceptable salts thereof; wherein:

- 10
- (a) R3 and R4 are each independently selected from the group consisting of hydrogen, (C₁-C₄) alkyl, halo, and (C₁-C₆) alkoxy;
- (b) R30 and R40 are each independently selected from the group consisting of hydrogen, (C₁-C₄) alkyl, and (C₁-C₆) alkoxy;
- 15
- (c) R5 is selected from the group consisting of (C₁-C₆) alkyl, (C₁-C₆) alkenyl, aryl(C₀-C₄)alkyl, aryloxy(C₀-C₄)alkyl, arylthio(C₀-C₄)alkyl, wherein said aryl(C₀-C₄)alkyl, aryloxy(C₀-C₄)alkyl, and arylthio(C₀-C₄)alkyl are each independently optionally substituted with from one to three substituents each independently selected from R5', and further wherein when R5 is alkyl, R5 can optionally combine with W to form a 6 membered
- 20
- cycloheteroalkyl ring that is fused with the oxazole or thiazole ring to which the R5 group is attached;
- 25
- (d) R5' are each independently selected from the group consisting of halo, -(O)-(C₁-C₅)alkylCOOH, C₁-C₅ alkyl, C₁-C₅ alkylCOOH, and CF₃;
- 30
- (e) R6 is selected from the group consisting of trihalomethyl, trihalomethoxy, hydroxy(C₀-C₃)alkyl,

- (C₁-C₄)alkyl, (C₁-C₆)alkylNC(O)-, tetramethyldioxaborolanyl, halo, -C(O)(C₁-C₄)alkyl, -O-(C₁-C₂)alkyl-CO₂H, aryloxy, arylthio, -C(O)N(C₁-C₆)alkyl, (C₁-C₄)alkoxy, tetrahydropyranyloxy, morpholinyl, (C₅-C₆) cycloalkyloxy, (C₅-C₆) heterocyclo-oxy, pyridinyl, pyrimidinyl, pyrazinyl and aryl(C₀-C₄)alkyl, wherein said pyridinyl, pyrimidinyl, pyrazinyl, aryl(C₀-C₄)alkyl, aryloxy, (C₅-C₆)heterocyclo-oxy, and arylthio are each optionally substituted with from one to three substituents independently selected from R6';
- (f) R6' and R9' are each independently selected from the group consisting of CF₃, C₁-C₄ alkyl, halo, hydroxy(C₁-C₃)alkyl, C₁-C₃ alkoxy, and -C(O)CH₃;
- (g) R7 and R8 are each independently selected from the group consisting of hydrogen, CF₃, and (C₁-C₄)alkyl;
- (h) R9 is selected from the group consisting of C₁-C₅ alkyl, C₁-C₅ alkenyl, and arylC₀-C₃alkyl, wherein said arylalkyl is optionally substituted with from one to three substituents each independently selected from R9';
- (i) R10 is selected from the group consisting of hydrogen, and C₁-C₅ alkyl;
- (j) Q is selected from the group consisting of O, a single bond, and C;
- (k) T₁ is selected from the group consisting of C and N;
- (l) W is selected from the group consisting of CH₂, C(O)N(R21), N(R21), N(R21)CH₂, O, OCH₂, S, and SO₂;
- (m) R21 is selected from the group consisting of hydrogen and C₁-C₂ alkyl;
- (n) X is selected from the group consisting of C, CH₂C, and CCH₂;
- (o) Y and Z are each independently selected from the group consisting of O, N and S, wherein at least

one of Y and Z is selected from the group consisting of O and S;

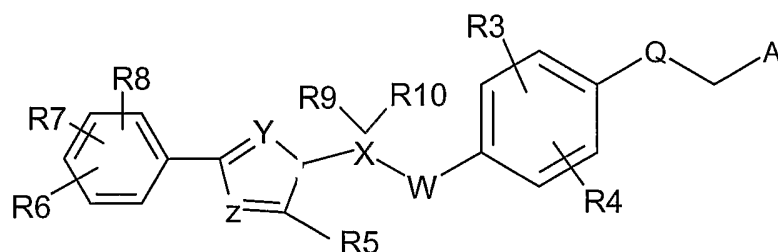
(p) A is an functional group selected from the group consisting of carboxyl, C₁-C₃ alkyl nitrile, carboxamide, and (CH₂)_n COOR₁₉;

5

(q) n is 0, 1, 2 or 3; and

(r) R₁₉ is selected from the group consisting of hydrogen, and C₁ -C₃ alkyl.

10 2. A compound as claimed by Claim 1, of the Formula I':



and pharmaceutically acceptable salts thereof, wherein:

(a) R₃ and R₄ are each independently selected from the group consisting of hydrogen, (C₁-C₄) alkyl, halo, and (C₁-C₆) alkoxy;

15

(b) R₅ is selected from the group consisting of (C₁-C₆) alkyl, (C₁-C₆) alkenyl, substituted aryl(C₀-C₄)alkyl, substituted aryloxy(C₀-C₄)alkyl, substituted arylthio(C₀-C₄)alkyl, unsubstituted aryl(C₀-C₄)alkyl, unsubstituted aryloxy(C₀-C₄)alkyl, and unsubstituted arylthio(C₀-C₄)alkyl;

20

(c) R₆ is selected from the group consisting of trihalomethyl, halo, hydroxy, hydroxy(C₁-C₃)alkyl, (C₁-C₄)alkyl, -C(O)(C₁-C₄)alkyl, -C(O)N(C₁-C₆)alkyl, -O-(C₁-C₂)alkyl-CO₂H, (C₁-C₄)alkyloxy, (C₅-C₆) cycloalkyloxy, (C₅-C₆)heterocyclic, (C₅-C₆) heterocyclo-oxy, substituted (C₅-C₆)heterocyclo-oxy, aryl(C₀-C₄)alkyl, substituted aryl(C₀-C₄)alkyl;

25

(d) R₇ and R₈ are each independently selected from the group consisting of hydrogen, CF₃, and (C₁-C₄)alkyl;

30

- (e) R9 is selected from the group consisting of C1-C₅ alkenyl, unsubstituted arylC₀-C₃alkyl, substituted arylC₀-C₃alkyl, substituted arylthioC₁-C₂alkyl, unsubstituted arylthioC₁-C₂alkyl, substituted aryloxyC₁-C₂alkyl, unsubstituted aryloxyC₁-C₂alkyl and C1-C₅ alkyl;
- (f) R10 is hydrogen or methyl;
- (g) Q is selected from the group consisting of O and C;
- 10 (h) W is selected from the group consisting of O, S, and SO₂;
- (i) X is selected from the group consisting of CH, CH₂CH, and CHCH₂;
- (j) Y and Z are each independently selected from the group consisting of O, N and S;
- 15 (n) A is an functional group selected from the group consisting of carboxyl, C₁-C₃alkylnitrile, carboxamide, and (CH₂)_n COOR₁₉;
- (o) n is 0, 1, 2 or 3; and
- 20 (p) R₁₉ is selected from the group consisting of hydrogen, optionally substituted C1-C₄alkyl and optionally substituted arylmethyl.
- 3.A compound as claimed by Claim 1 or 2 wherein W is O.
4. A compound as claimed by Claim 1 or 2 wherein W is
- 25 S.
5. A compound as claimed by any one of Claims 1, 2, 3, or 4 wherein Q is O.
6. A compound as claimed by any one of Claims 1, 2, 3, or 4 wherein Q is C.
- 30 7. A compound as claimed by Claim 5 or 6 wherein Q bonded to the phenyl ring in a meta orientation with respect to W.
8. A compound as claimed by any one of Claims 1 to 7 wherein R₃ is methyl.
- 35 9. A compound as claimed by any one of Claims 1 to 8 wherein R₄ is methyl.

10. A compound as claimed by any one of Claims 1 to 9 wherein X is C.
11. A compound as claimed by any one of Claims 1 to 9 wherein X is CH₂C.
- 5 12. A compound as claimed by any one of Claims 1 to 11 wherein R₉ is C₁-C₃ alkyl.
13. A compound as claimed by any one of Claims 1 to 11 wherein R₉ is benzyl.
14. A compound as claimed by any one of Claims 1 to 10 13 wherein Z is N.
15. A compound as claimed by any one of Claims 1 to 13, wherein Z is O.
16. A compound as claimed by any one of Claims 1 to 15 wherein Y is O.
17. A compound as claimed by any one of Claims 1 to 15 13 wherein Z is S.
18. A compound as claimed by any one of Claims 1 to 17 wherein T₁ is N.
19. A compound as claimed by any one of Claims 1 to 17 20 wherein T₁ is C.
20. A compound as claimed by any one of Claims 1 to 19 wherein R₅ is C₂-C₄ alkyl.
21. A compound as claimed by any one of Claims 1 to 20 wherein R₆ is selected from the group consisting of trihalomethoxy, (C₁-C₆)alkylNC(O)-, 25 tetramethyldioxaborolanyl, -C(O)(C₁-C₄)alkyl, -O-(C₁-C₂)alkyl-CO₂H, aryloxy, arylthio, -C(O)N(C₁-C₆)alkyl, tetrahydropyranyloxy, morpholinyl, (C₅-C₆) cycloalkyloxy, pyridinyl, pyrimidinyl, and pyrazinyl.
- 30 22. A compound as claimed by any one of Claims 1 to 19 or 21 wherein R₅ is methyl.
23. A compound as claimed by any one of Claims 1 to 20 wherein R₆ is CF₃.
- 35 24. A compound as claimed by any one of Claims 1 to 23 wherein A is COOH.

25. A compound as claimed by any one of Claims 1 through 24 wherein the compound is selected from the group consisting of

(4-{1-[4-[2-(2-Chloro-6-fluoro-phenyl)-ethyl]-2-(4-trifluoromethyl-phenyl)-thiazol-5-yl]-ethylsulfanyl}-2-methyl-phenoxy)-acetic acid, (2-Methyl-4-{1-[4-methyl-2-(4-trifluoromethyl-phenyl)-thiazol-5-yl]-2-phenyl-ethylsulfanyl}-phenoxy)-acetic acid, 3-(2-Methyl-4-{1-[4-methyl-2-(4-trifluoromethyl-phenyl)-thiazol-5-yl]-2-phenyl-ethoxy}-phenyl)-propionic acid, (4-{1-[4-[2-(2-Chloro-6-fluoro-phenyl)-ethyl]-2-(4-trifluoromethyl-phenyl)-thiazol-5-yl]-ethoxy}-2-methyl-phenoxy)-acetic acid, 3-(4-{1-[4-[2-(2-Chloro-6-fluoro-phenyl)-ethyl]-2-(4-trifluoromethyl-phenyl)-thiazol-5-yl]-ethoxy}-2-methyl-phenyl)-propionic acid, (2-Methyl-4-{1-[4-phenethyl-2-(4-trifluoromethyl-phenyl)-thiazol-5-yl]-ethylsulfanyl}-phenoxy)-acetic acid, (2-Methyl-4-{1-[4-phenethyl-2-(4-trifluoromethyl-phenyl)-thiazol-5-yl]-ethoxy}-phenoxy)-acetic acid, 3-(2-Methyl-4-{1-[4-phenethyl-2-(4-trifluoromethyl-phenyl)-thiazol-5-yl]-ethoxy}-phenyl)-propionic acid, (2-Methyl-4-{1-[4-phenyl-2-(4-trifluoromethyl-phenyl)-thiazol-5-yl]-ethylsulfanyl}-phenoxy)-acetic acid, 3-(2-Methyl-4-{1-[4-phenyl-2-(4-trifluoromethyl-phenyl)-thiazol-5-yl]-ethoxy}-phenyl)-propionic acid, (4-{1-[4-Isopropyl-2-(4-trifluoromethyl-phenyl)-thiazol-5-yl]-ethylsulfanyl}-2-methyl-phenoxy)-acetic acid, (4-{1-[4-Isopropyl-2-(4-trifluoromethyl-phenyl)-thiazol-5-yl]-ethoxy}-2-methyl-phenoxy)-acetic acid, 3-(4-{1-[4-Isopropyl-2-(4-trifluoromethyl-phenyl)-thiazol-5-yl]-ethoxy}-2-methyl-phenyl)-propionic acid, 3-(4-{1-[4-Isopropyl-2-(4-trifluoromethyl-phenyl)-thiazol-5-yl]-ethylsulfanyl}-2-methyl-phenyl)-propionic acid, (2-Methyl-4-{1-[4-phenylsulfanylmethyl-2-(4-trifluoromethyl-phenyl)-thiazol-5-yl]-ethylsulfanyl}-phenoxy)-acetic acid, (4-{1-[4-

(3,5-Bis-trifluoromethyl-phenoxyethyl)-2-(4-trifluoromethyl-phenyl)-thiazol-5-yl]-ethylsulfanyl}-2-methyl-phenoxy)-acetic acid, (4-{1-[4-(2-Chloro-6-fluorophenoxyethyl)-2-(4-trifluoromethyl-phenyl)-thiazol-5-yl]-ethylsulfanyl}-2-methyl-phenoxy)-acetic acid, 3-(4-{1-[4-(3,5-Bis-trifluoromethyl-phenoxyethyl)-2-(4-trifluoromethyl-phenyl)-thiazol-5-yl]-ethoxy}-2-methyl-phenyl)-propionic acid, 3-(4-{1-[4-(2-Chloro-6-fluorophenoxyethyl)-2-(4-trifluoromethyl-phenyl)-thiazol-5-yl]-ethoxy}-2-methyl-phenyl)-propionic acid, 3-(2-Methyl-4-{1-[4-methyl-2-(4-trifluoromethyl-phenyl)-thiazol-5-yl]-ethoxy}-phenyl)-propionic acid, 3-(2-Methyl-4-{2-[5-methyl-2-(4-trifluoromethyl-phenyl)-thiazol-4-yl]-propoxy}-phenyl)-propionic acid, 3-(2-Methyl-4-{2-methyl-2-[5-methyl-2-(4-trifluoromethyl-phenyl)-thiazol-4-yl]-propoxy}-phenyl)-propionic acid, 3-(2-Methyl-4-{2-methyl-2-[5-methyl-2-(4-trifluoromethyl-phenyl)-thiazol-4-yl]-propoxy}-phenyl)-propionic acid, (R)-3-(2-Methyl-4-{2-[5-methyl-2-(4-trifluoromethyl-phenyl)-thiazol-4-yl]-propylsulfanyl}-phenyl)-propionic acid, (4-{1R-[4-[2-(2-Chloro-6-fluorophenyl)-ethyl]-2-(4-trifluoromethyl-phenyl)-thiazol-5-yl]-ethylsulfanyl}-2-methyl-phenoxy)-acetic acid, (4-{1S-[4-[2-(2-Chloro-6-fluorophenyl)-ethyl]-2-(4-trifluoromethyl-phenyl)-thiazol-5-yl]-ethylsulfanyl}-2-methyl-phenoxy)-acetic acid, (2-Methyl-4-{1S-[4-phenethyl-2-(4-trifluoromethyl-phenyl)-thiazol-5-yl]-ethoxy}-phenoxy)-acetic acid, (2-Methyl-4-{1R-[4-phenethyl-2-(4-trifluoromethyl-phenyl)-thiazol-5-yl]-ethoxy}-phenoxy)-acetic acid, (2-Methyl-4-{1R-[4-phenethyl-2-(4-trifluoromethyl-phenyl)-thiazol-5-yl]-ethylsulfanyl}-

phenoxy)-acetic acid, (R)-(4-{1-[4-Isopropyl-2-(4-trifluoromethyl-phenyl)-thiazol-5-yl]-ethylsulfanyl}-2-methyl-phenoxy)-acetic acid, (S)-(4-{1-[4-Isopropyl-2-(4-trifluoromethyl-phenyl)-thiazol-5-yl]-ethylsulfanyl}-2-methyl-phenoxy)-acetic acid, (S)-(4-{1-[4-Isopropyl-2-(4-trifluoromethyl-phenyl)-thiazol-5-yl]-ethoxy}-2-methyl-phenoxy)-acetic acid, (R)-(4-{1-[4-Isopropyl-2-(4-trifluoromethyl-phenyl)-thiazol-5-yl]-ethoxy}-2-methyl-phenoxy)-acetic acid, (S)-3-(4-{1-[4-Isopropyl-2-(4-trifluoromethyl-phenyl)-thiazol-5-yl]-ethoxy}-2-methyl-phenyl)-propionic acid, (R)-3-(4-{1-[4-Isopropyl-2-(4-trifluoromethyl-phenyl)-thiazol-5-yl]-ethoxy}-2-methyl-phenyl)-propionic acid, (R)-3-(4-{1-[4-(2-Chloro-6-fluorophenoxy)methyl]-2-(4-trifluoromethyl-phenyl)-thiazol-5-yl]-ethoxy}-2-methyl-phenyl)-propionic acid, (S)-3-(4-{1-[4-(2-Chloro-6-fluorophenoxy)methyl]-2-(4-trifluoromethyl-phenyl)-thiazol-5-yl]-ethoxy}-2-methyl-phenyl)-propionic acid, (R)-(4-{1-[4-(2-Chloro-6-fluorophenoxy)methyl]-2-(4-trifluoromethyl-phenyl)-thiazol-5-yl]-ethylsulfanyl}-2-methyl-phenoxy)-acetic acid, (S)-(4-{1-[4-(2-Chloro-6-fluorophenoxy)methyl]-2-(4-trifluoromethyl-phenyl)-thiazol-5-yl]-ethylsulfanyl}-2-methyl-phenoxy)-acetic acid, (S)-(2-Methyl-4-{1-[4-phenylsulfanylmethyl]-2-(4-trifluoromethyl-phenyl)-thiazol-5-yl]-ethylsulfanyl}-phenoxy)-acetic acid, (R)-(2-Methyl-4-{1-[4-phenylsulfanylmethyl]-2-(4-trifluoromethyl-phenyl)-thiazol-5-yl]-ethylsulfanyl}-phenoxy)-acetic acid, (R)-3-(2-Methyl-4-{1-[4-methyl-2-(4-trifluoromethyl-phenyl)-thiazol-5-yl]-ethoxy}-phenyl)-propionic acid, (S)-3-(2-Methyl-4-{1-[4-methyl-2-(4-trifluoromethyl-phenyl)-thiazol-5-yl]-ethoxy}-phenyl)-propionic acid, 3-(4-{1-[4-Ethyl-2-(4-trifluoromethyl-phenyl)-oxazol-5-yl]-ethoxy}-2-methyl-phenyl)-propionic

acid, (4-{1-[4-Ethyl-2-(4-trifluoromethyl-phenyl)-oxazol-5-yl]-ethoxy}-2-methyl-phenoxy)-acetic acid, (4-{1-[4-Ethyl-2-(4-trifluoromethyl-phenyl)-oxazol-5-yl]-ethylsulfanyl}-2-methyl-phenoxy)-acetic acid, (4-{1R-[4-Ethyl-2-(4-trifluoromethyl-phenyl)-oxazol-5-yl]-ethylsulfanyl}-2-methyl-phenoxy)-acetic acid, (4-{1S-[4-Ethyl-2-(4-trifluoromethyl-phenyl)-oxazol-5-yl]-ethylsulfanyl}-2-methyl-phenoxy)-acetic acid, 3-(2-Methyl-4-{1S-[4-methyl-2-(4-trifluoromethyl-phenyl)-oxazol-5-yl]-2-phenyl-ethoxy}-phenyl)-propionic acid, 3-(2-Methyl-4-{1R-[4-methyl-2-(4-trifluoromethyl-phenyl)-oxazol-5-yl]-2-phenyl-ethoxy}-phenyl)-propionic acid, 3-(2-Methyl-4-{1-[4-methyl-2-(4-trifluoromethyl-phenyl)-oxazol-5-yl]-ethoxy}-phenyl)-propionic acid, 3-(2-Methyl-4-{1-[4-methyl-2-(4-trifluoromethyl-phenyl)-oxazol-5-yl]-propoxy}-phenoxy)-acetic acid, 3-(2-Methyl-4-{1-[4-methyl-2-(4-trifluoromethyl-phenyl)-oxazol-5-yl]-propoxy}-phenyl)-propionic acid, 3-(2-Methyl-4-{1-[4-methyl-2-(4-trifluoromethyl-phenyl)-oxazol-5-yl]-but-3-enyloxy}-phenyl)-propionic acid, 3-(2-Methyl-4-{1-[4-methyl-2-(4-trifluoromethyl-phenyl)-oxazol-5-yl]-pentyloxy}-phenyl)-propionic acid, 3-(4-{1-[4-tert-Butyl-2-(4-trifluoromethyl-phenyl)-oxazol-5-yl]-ethoxy}-2-methyl-phenyl)-propionic acid, 3-(4-{1-[4-Isopropyl-2-(4-trifluoromethyl-phenyl)-oxazol-5-yl]-ethoxy}-2-methyl-phenyl)-propionic acid, 3-(4-{2-[4-Isopropyl-2-(4-trifluoromethyl-phenyl)-oxazol-5-yl]-propoxy}-2-methyl-phenyl)-propionic acid, (R)-3-(2-Methyl-4-{1-[4-methyl-2-(4-trifluoromethyl-phenyl)-oxazol-5-yl]-ethoxy}-phenyl)-propionic acid, 3-(2-Methyl-4-{1-[4-methyl-2-(4-trifluoromethyl-phenyl)-oxazol-5-yl]-butoxy}-phenyl)-propionic acid, 3-[4-(1-{4-Isopropyl-2-[4-(4,4,5,5-tetramethyl-[1,3,2]dioxaborolan-2-yl)-phenyl]-oxazol-5-yl}-

ethoxy)-2-methyl-phenyl]-propionic acid methyl ester, 3-(4-{1-[2-(4-Hydroxy-phenyl)-4-isopropyl-oxazol-5-yl]-ethoxy}-2-methyl-phenyl)-propionic acid methyl ester, 3-(4-{1-[4-Isopropyl-2-(4-methoxy-phenyl)-oxazol-5-yl]-ethoxy}-2-methyl-phenyl)-propionic acid, 3-(4-{1-[2-(3-Cyclopentyloxy-phenyl)-4-isopropyl-oxazol-5-yl]-ethoxy}-2-methyl-phenyl)-propionic acid, 3-[4-(1-{4-Isopropyl-2-[3-(tetrahydro-pyran-4-yloxy)-phenyl]-oxazol-5-yl}-ethoxy)-2-methyl-phenyl]-propionic acid, 3-(4-{1-[2-(4-Cyclopentyloxy-phenyl)-4-isopropyl-oxazol-5-yl]-ethoxy}-2-methyl-phenyl)-propionic acid, 3-(4-{1-[4-Isopropyl-2-(4-piperidin-1-yl-phenyl)-oxazol-5-yl]-ethoxy}-2-methyl-phenyl)-propionic acid, 3-(4-{1-[4-Isopropyl-2-(3-piperidin-1-yl-phenyl)-oxazol-5-yl]-ethoxy}-2-methyl-phenyl)-propionic acid, 3-(4-{1-[4-Isopropyl-2-(3-morpholin-4-yl-phenyl)-oxazol-5-yl]-ethoxy}-2-methyl-phenyl)-propionic acid, 3-(4-{1-[4-Isopropyl-2-(4-morpholin-4-yl-phenyl)-oxazol-5-yl]-ethoxy}-2-methyl-phenyl)-propionic acid, and 3-(4-{1-[2-(4-Hexylcarbamoyl-phenyl)-4-isopropyl-oxazol-5-yl]-ethoxy}-2-methyl-phenyl)-propionic acid.

26. A compound as claimed by any one of Claims 1-25 wherein the compound is the S conformation.
27. A compound as claimed by any one of Claims 1-25 wherein the compound is the R conformation.
28. A pharmaceutical composition, comprising a pharmaceutically acceptable carrier and at least one compound as claimed by any one of Claims 1 to 27.
29. A method of modulating a peroxisome proliferator activated receptor, comprising the step of contacting the receptor with at least one compound as claimed by any one of Claims 1 to 27.

- 5 30. A method of treating diabetes mellitus in a mammal, comprising the step of administering to the mammal in need thereof, a therapeutically effective amount of at least one compound of Claims 1 to 27.
- 10 31. A method of treating Syndrome X in a mammal, comprising the step of administering to the mammal in need thereof, a therapeutically effective amount of at least one compound of Claims 1 to 27.
- 15 32. A method of selectively modulating a PPAR delta receptor in a mammal, comprising administering a compound as claimed by any one of Claims 1 to 27 to a mammal in need thereof.
- 20 33. Use of a compound for the manufacture of a medicament for the treatment of a condition modulated by a peroxisome proliferator activated receptor, wherein the compound, is a compound as claimed by any one of Claims 1 to 27.
- 25 34. A method of treating atherosclerosis in a mammal, comprising the step of administering to the mammal in need thereof, a therapeutically effective amount of at least one compound of Claims 1 to 27.
- 30 35. A compound as Claimed by any one of Claims 1 to 27 for use as a pharmaceutical.
36. A compound as disclosed by any one of the examples herein.

INTERNATIONAL SEARCH REPORT

International Application No.

PCT/US 03/02679

A. CLASSIFICATION OF SUBJECT MATTER

IPC 7 A61K31/421 C07D277/30 C07D277/26 C07D277/28 C07D277/24
 C07D263/32 C07D513/04 C07D413/12 C07D413/10 C07D417/04
 C07D417/10 C07D413/04 A61K31/426 A61K31/429 A61K31/506

According to International Patent Classification (IPC) or to both national classification and IPC

B. FIELDS SEARCHED

Minimum documentation searched (classification system followed by classification symbols)

IPC 7 A61K C07D

Documentation searched other than minimum documentation to the extent that such documents are included in the fields searched

Electronic data base consulted during the international search (name of data base and, where practical, search terms used)

EPO-Internal, WPI Data, PAJ, CHEM ABS Data, BEILSTEIN Data

C. DOCUMENTS CONSIDERED TO BE RELEVANT

Category *	Citation of document, with indication, where appropriate, of the relevant passages	Relevant to claim No.
X	EP 0 930 299 A (JAPAN TOBACCO INC) 21 July 1999 (1999-07-21)	1-3, 6, 12, 14-16, 18-24, 26-35
Y	see general formula, especially definitions of R4 and R7	1-36
P, X	WO 02 062774 A (SIERRA MICHAEL LAWRENCE ;GOSMINI ROMAIN LUC MARIE (FR); GLAXO GROU) 15 August 2002 (2002-08-15)	1-24, 26-35
Y	see general formula and all examples except 39,40 and 43,44	1-36
	--- -/--	

Further documents are listed in the continuation of box C.

Patent family members are listed in annex.

* Special categories of cited documents :

- *A* document defining the general state of the art which is not considered to be of particular relevance
- *E* earlier document but published on or after the international filing date
- *L* document which may throw doubts on priority claim(s) or which is cited to establish the publication date of another citation or other special reason (as specified)
- *O* document referring to an oral disclosure, use, exhibition or other means
- *P* document published prior to the international filing date but later than the priority date claimed

- *T* later document published after the international filing date or priority date and not in conflict with the application but cited to understand the principle or theory underlying the invention
- *X* document of particular relevance; the claimed invention cannot be considered novel or cannot be considered to involve an inventive step when the document is taken alone
- *Y* document of particular relevance; the claimed invention cannot be considered to involve an inventive step when the document is combined with one or more other such documents, such combination being obvious to a person skilled in the art.
- *&* document member of the same patent family

Date of the actual completion of the international search

4 June 2003

Date of mailing of the international search report

20/06/2003

Name and mailing address of the ISA
 European Patent Office, P.B. 5818 Patentlaan 2
 NL - 2260 HV Rijswijk
 Tel. (+31-70) 340-2040, Tx. 31 651 epo nl,
 Fax: (+31-70) 340-3016

Authorized officer

Scruton-Evans, I

INTERNATIONAL SEARCH REPORT

International Application No.

PCT/US 03/02679

C.(Continuation) DOCUMENTS CONSIDERED TO BE RELEVANT

Category	Citation of document, with indication, where appropriate, of the relevant passages	Relevant to claim No.
Y	WO 01 00603 A (SIERRA MICHAEL LAWRENCE ;GELLIBERT FRANCOISE JEANNE (FR); GLAXO GR) 4 January 2001 (2001-01-04) see the general formula and examples -----	1-36
P,Y	WO 02 18355 A (BROOKS DAWN ALISA ;CONNOR SCOTT EUGENE (US); DOMINIANNI SAMUEL JAM) 7 March 2002 (2002-03-07) the whole document -----	1-36

INTERNATIONAL SEARCH REPORT

International Application No.
PCT/US 03/02679

Box I Observations where certain claims were found unsearchable (Continuation of item 1 of first sheet)

This International Search Report has not been established in respect of certain claims under Article 17(2)(a) for the following reasons:

1. Claims Nos.:
because they relate to subject matter not required to be searched by this Authority, namely:

Although claims 29-32 are directed to a method of treatment of the human/animal body, the search has been carried out and based on the alleged effects of the compound/composition.
2. Claims Nos.:
because they relate to parts of the International Application that do not comply with the prescribed requirements to such an extent that no meaningful International Search can be carried out, specifically:
3. Claims Nos.:
because they are dependent claims and are not drafted in accordance with the second and third sentences of Rule 6.4(a).

Box II Observations where unity of invention is lacking (Continuation of item 2 of first sheet)

This International Searching Authority found multiple inventions in this international application, as follows:

1. As all required additional search fees were timely paid by the applicant, this International Search Report covers all searchable claims.
2. As all searchable claims could be searched without effort justifying an additional fee, this Authority did not invite payment of any additional fee.
3. As only some of the required additional search fees were timely paid by the applicant, this International Search Report covers only those claims for which fees were paid, specifically claims Nos.:
4. No required additional search fees were timely paid by the applicant. Consequently, this International Search Report is restricted to the invention first mentioned in the claims; it is covered by claims Nos.:

Remark on Protest

- The additional search fees were accompanied by the applicant's protest.
- No protest accompanied the payment of additional search fees.

INTERNATIONAL SEARCH REPORT

Information on patent family members

International Application No

PCT/US 03/02679

Patent document cited in search report	A	Publication date	Patent family member(s)	Publication date
EP 0930299	A	21-07-1999	JP 3215048 B2	02-10-2001
			JP 9323982 A	16-12-1997
			AU 740444 B2	01-11-2001
			AU 3866597 A	06-03-1998
			BG 103268 A	29-12-2000
			BR 9711627 A	24-08-1999
			EE 9900069 A	15-10-1999
			EP 0930299 A1	21-07-1999
			NO 990700 A	19-04-1999
			NZ 334738 A	26-01-2001
			PL 331861 A1	16-08-1999
			SK 21099 A3	16-05-2000
			US 6204277 B1	20-03-2001
			CN 1233241 A	27-10-1999
			CZ 9900536 A3	14-07-1999
			WO 9807699 A1	26-02-1998
<hr/>				
WO 02062774	A	15-08-2002	WO 02062774 A1	15-08-2002
<hr/>				
WO 0100603	A	04-01-2001	AU 5817100 A	31-01-2001
			BR 0011891 A	05-03-2002
			CA 2377126 A1	04-01-2001
			CN 1358179 T	10-07-2002
			CZ 20014664 A3	13-03-2002
			WO 0100603 A1	04-01-2001
			EP 1189895 A1	27-03-2002
			HU 0201858 A2	28-09-2002
			JP 2003503399 T	28-01-2003
			NO 20016078 A	13-12-2001
			TR 200103612 T2	21-05-2002
<hr/>				
WO 0218355	A	07-03-2002	AU 8465801 A	13-03-2002
			EP 1313715 A1	28-05-2003
			WO 0218355 A1	07-03-2002