



(86) **Date de dépôt PCT/PCT Filing Date:** 2010/10/11
(87) **Date publication PCT/PCT Publication Date:** 2011/04/21
(45) **Date de délivrance/Issue Date:** 2019/04/16
(85) **Entrée phase nationale/National Entry:** 2012/04/10
(86) **N° demande PCT/PCT Application No.:** US 2010/052174
(87) **N° publication PCT/PCT Publication No.:** 2011/046872
(30) **Priorité/Priority:** 2009/10/12 (US61/250,743)

(51) **Cl.Int./Int.Cl. C10G 3/00** (2006.01),
C07C 67/475 (2006.01)
(72) **Inventeurs/Inventors:**
COHEN, STEVEN A., US;
LUETKENS, MELVIN L., JR, US;
BALAKRISHNAN, CHANDER, US;
SNYDER, ROBERT, US
(73) **Propriétaire/Owner:**
ELEVANCE RENEWABLE SCIENCES, INC., US
(74) **Agent:** SMART & BIGGAR

(54) **Titre : PROCÉDES DE RAFFINAGE ET DE PRODUCTION DE CARBURANT A PARTIR DE CHARGES D'HUILE NATURELLE**
(54) **Title: METHODS OF REFINING AND PRODUCING FUEL FROM NATURAL OIL FEEDSTOCKS**

(57) **Abrégé/Abstract:**

Methods are provided for refining natural oil feedstocks. The methods comprise reacting the feedstock in the presence of a metathesis catalyst under conditions sufficient to form a metathesized product comprising olefins and esters. In certain embodiments, the methods further comprise separating the olefins from the esters in the metathesized product. In certain embodiments, the methods further comprise hydrogenating the olefins under conditions sufficient to form a fuel composition. In certain embodiments, the methods further comprise transesterifying the esters in the presence of an alcohol to form a transesterified product.

(12) INTERNATIONAL APPLICATION PUBLISHED UNDER THE PATENT COOPERATION TREATY (PCT)

(19) World Intellectual Property Organization
International Bureau(43) International Publication Date
21 April 2011 (21.04.2011)

PCT

(10) International Publication Number
WO 2011/046872 A3(51) International Patent Classification:
C07C 6/02 (2006.01)(21) International Application Number:
PCT/US2010/052174(22) International Filing Date:
11 October 2010 (11.10.2010)

(25) Filing Language: English

(26) Publication Language: English

(30) Priority Data:
61/250,743 12 October 2009 (12.10.2009) US(71) Applicant (for all designated States except US): **ELE-
VANCE RENEWABLE SCIENCES, INC.** [US/US];
175 E. Crossroads Parkway - Suite F, Bolingbrook, IL
60440 (US).

(72) Inventors; and

(75) Inventors/Applicants (for US only): **COHEN, Steven,
A.** [US/US]; 962 Prairie Avenue, Naperville, IL 60540
(US). **LUETKENS, Melvin, L.** [US/US]; 2731 Lusted
Lane, Batavia, IL 60510 (US). **BALAKRISHNAN,
Chander** [US/US]; 618 N. Cuyler Avenue, Oak Park, IL
60302 (US). **SNYDER, Robert** [US/US]; 217 W. Gart-
ner, Naperville, IL 60540 (US).(74) Agent: **LEITENBERGER, Bryan, J.**; Brinks Hofer
Gilson & Lione, P.O. Box 10087, Chicago, IL 60610
(US).(81) Designated States (unless otherwise indicated, for every
kind of national protection available): AE, AG, AL, AM,
AO, AT, AU, AZ, BA, BB, BG, BH, BR, BW, BY, BZ,
CA, CH, CL, CN, CO, CR, CU, CZ, DE, DK, DM, DO,
DZ, EC, EE, EG, ES, FI, GB, GD, GE, GH, GM, GT,
HN, HR, HU, ID, IL, IN, IS, JP, KE, KG, KM, KN, KP,
KR, KZ, LA, LC, LK, LR, LS, LT, LU, LY, MA, MD,
ME, MG, MK, MN, MW, MX, MY, MZ, NA, NG, NI,
NO, NZ, OM, PE, PG, PH, PL, PT, RO, RS, RU, SC, SD,
SE, SG, SK, SL, SM, ST, SV, SY, TH, TJ, TM, TN, TR,
TT, TZ, UA, UG, US, UZ, VC, VN, ZA, ZM, ZW.(84) Designated States (unless otherwise indicated, for every
kind of regional protection available): ARIPO (BW, GH,
GM, KE, LR, LS, MW, MZ, NA, SD, SL, SZ, TZ, UG,
ZM, ZW), Eurasian (AM, AZ, BY, KG, KZ, MD, RU, TJ,
TM), European (AL, AT, BE, BG, CH, CY, CZ, DE, DK,
EE, ES, FI, FR, GB, GR, HR, HU, IE, IS, IT, LT, LU,
LV, MC, MK, MT, NL, NO, PL, PT, RO, RS, SE, SI, SK,
SM, TR), OAPI (BF, BJ, CF, CG, CI, CM, GA, GN, GQ,
GW, ML, MR, NE, SN, TD, TG).

Published:

- with international search report (Art. 21(3))
- before the expiration of the time limit for amending the
claims and to be republished in the event of receipt of
amendments (Rule 48.2(h))

(88) Date of publication of the international search report:
16 June 2011

(54) Title: METHODS OF REFINING AND PRODUCING FUEL FROM NATURAL OIL FEEDSTOCKS

(57) Abstract: Methods are provided for refining natural oil feedstocks. The methods comprise reacting the feedstock in the presence of a metathesis catalyst under conditions sufficient to form a metathesized product comprising olefins and esters. In certain embodiments, the methods further comprise separating the olefins from the esters in the metathesized product. In certain embodiments, the methods further comprise hydrogenating the olefins under conditions sufficient to form a fuel composition. In certain embodiments, the methods further comprise transesterifying the esters in the presence of an alcohol to form a transesterified product.



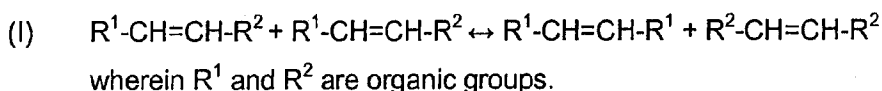
WO 2011/046872 A3

74230-60

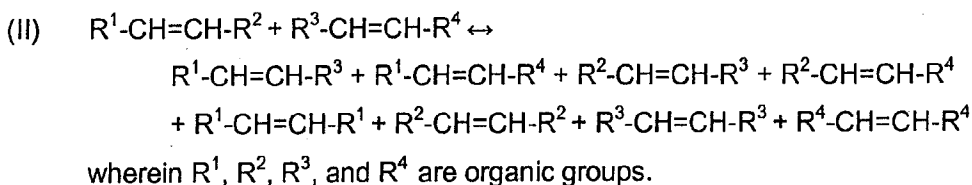
1

METHODS OF REFINING AND PRODUCING FUEL FROM NATURAL OIL
FEEDSTOCKS**[0001]****BACKGROUND**

[0002] Metathesis is a catalytic reaction generally known in the art that involves the interchange of alkylidene units among compounds containing one or more double bonds (e.g., olefinic compounds) via the formation and cleavage of the carbon-carbon double bonds. Metathesis may occur between two like molecules (often referred to as self-metathesis) and/or it may occur between two different molecules (often referred to as cross-metathesis). Self-metathesis may be represented schematically as shown in Equation I.



[0003] Cross-metathesis may be represented schematically as shown in Equation II.



[0004] In recent years, there has been an increased demand for environmentally friendly techniques for manufacturing materials typically derived from petroleum sources. For example, researchers have been studying the feasibility of manufacturing biofuels, waxes, plastics, and the like, using natural oil feedstocks, such as vegetable and seed-based oils. In one non-limiting example, metathesis catalysts are used to manufacture candle wax, as described in PCT/US2006/000822.

Metathesis reactions involving natural oil feedstocks offer promising solutions for today and for the future.

[0005] Natural oil feedstocks of interest include non-limiting examples such as natural oils (e.g., vegetable oils, fish oil, animal fats) and derivatives of natural oils, such as fatty acids and fatty acid alkyl (e.g., methyl) esters. These feedstocks may be

converted into industrially useful chemicals (e.g, waxes, plastics, cosmetics, biofuels, etc.) by any number of different metathesis reactions. Significant reaction classes include, as non-limiting examples, self-metathesis, cross-metathesis with olefins, and ring-opening metathesis reactions. Representative non-limiting examples of useful metathesis catalysts are provided below. Metathesis catalysts can be expensive and, therefore, it is desirable to improve the efficiency of the metathesis catalyst.

[0006] In recent years, there has been an increased demand for petroleum-based transportation fuels. Concerns exist that the world's petroleum production may not be able to keep up with demand. Additionally, the increased demand for petroleum-based fuels has resulted in a higher production of greenhouse gases. In particular, the airline industry accounts for greater than 10% of the greenhouse gases within the United States. Due to the increased demand for fuel and increased production of greenhouse gases, there is a need to explore methods of producing environmentally-friendly, alternative fuel sources. In particular, there is a need to explore methods of producing environmentally friendly fuel compositions and specialty chemicals from a natural feedstock.

SUMMARY

[0007] Methods are disclosed for refining a natural oil feedstock through a metathesis reaction of the natural oil feedstock in the presence of a metathesis catalyst.

[0008] In one embodiment, the method comprises reacting a feedstock comprising a natural oil in the presence of a metathesis catalyst under conditions sufficient to form a metathesized product, wherein the metathesized product comprises olefins and esters. The method further comprises separating the olefins from the esters. The method further comprises transesterifying the esters in the presence of an alcohol to form a transesterified product.

[0008a] In an embodiment, the invention relates to a method of refining a natural oil, comprising: providing (a) a feedstock comprising natural oil glycerides, and (b) low-molecular-weight olefins comprising 1-butene; cross-metathesizing the natural oil glycerides with the low-molecular-weight olefins in a metathesis reactor in the presence of a metathesis catalyst to form a metathesized product comprising olefins and esters; separating olefins in the metathesized product from esters in the metathesized product to form a separated olefin stream, wherein the separated olefin stream comprises C₂-C₆ olefins; and recycling C₂-C₆ olefins in the separated olefin stream to the metathesis reactor.

[0009] In certain embodiments, the method further comprises treating the feedstock prior to reacting the feedstock, under conditions sufficient to diminish catalyst poisons in the feedstock. In some embodiments, the feedstock is chemically treated through a chemical reaction to diminish the catalyst poisons. In other embodiments, the feedstock is heated to a temperature greater than 100°C in the absence of oxygen and held at the temperature for a time sufficient to diminish the catalyst poisons.

[0010] In certain embodiments, the method further comprises separating the metathesis catalyst from the olefins and esters with a water soluble phosphine reagent.

[0011] In certain embodiments, the metathesis catalyst is dissolved in a solvent prior to the metathesis reaction. In some embodiments, the solvent is toluene.

[0012] In certain embodiments, the method further comprises hydrogenating the olefins to form a fuel composition. In some embodiments, the fuel composition comprises a jet fuel composition having a carbon number distribution between 5 and 16. In other embodiments, the fuel composition comprises a diesel fuel composition having a carbon number distribution between 8 and 25. In some embodiments, the fuel composition is: (a) a kerosene-type jet fuel having a carbon number distribution between 8 and 16, a flash point between approximately 38°C and approximately 66°C, an auto ignition temperature of approximately 210°C, and a freeze point between approximately -47°C and approximately -40°C; (b) a naphtha-type jet fuel having a carbon number distribution between 5 and 15, a flash point between approximately -23°C and approximately 0°C, an auto ignition temperature of approximately 250°C; and a freeze point of approximately -65°C; or (c) a diesel fuel having a carbon number distribution between 8 and 25, a specific gravity of between approximately 0.82 and approximately 1.08 at about 15.6°C, a cetane number of greater than approximately 40; and a distillation range between approximately 180°C and approximately 340°C.

[0013] In certain embodiments, the method further comprises oligomerizing the olefins to form at least one of: poly-alpha-olefins, poly-internal-olefins, mineral oil replacements, or biodiesel.

[0014] In certain embodiments, the method further comprises separating glycerin from the transesterified product through a liquid-liquid separation, washing the transesterified product with water to further remove glycerin, and drying the transesterified product to separate the water from the transesterified product. In some embodiments, the method further comprises distilling the transesterified product to separate at least one specialty chemical selected from the group consisting of: 9-decenoic acid ester, 9-undecenoic acid ester, 9-dodecenoic acid ester, individually or in combinations thereof. In some additional embodiments, the method further comprises hydrolyzing the at least one specialty chemical, thereby forming at least one acid selected from the group consisting of: 9-decenoic acid, 9-undecenoic acid, 9-dodecenoic acid, individually or in combinations thereof. In certain embodiments, the hydrolyzing step further yields alkali metal salts and alkaline earth metal salts, individually or in combinations thereof, of the at least one acid.

[0015] In certain embodiments, the method comprises reacting the transesterified product with itself to form a dimer.

[0016] In certain embodiments, the reacting step comprises a self-metathesis reaction between the feedstock and itself. In other embodiments, the reacting step comprises a cross-metathesis reaction between a low-molecular-weight olefin and the feedstock. In some embodiments, the low-molecular-weight olefin comprises at least one low-molecular-weight olefin selected from the group consisting of ethylene, propylene, 1-butene, 2-butene, individually or in combinations thereof. In some embodiments, the low-molecular-weight olefin is an alpha-olefin. In one embodiment, the low-molecular-weight olefin comprises at least one branched olefin having a carbon number between 4 and 10.

[0017] In another embodiment, the method comprises reacting a feedstock comprising a natural oil in the presence of a metathesis catalyst under conditions sufficient to form a metathesized product, wherein the metathesized product comprises olefins and esters. The method further comprises separating the olefins from the esters. The method further comprises hydrogenating the olefins under conditions sufficient to form a fuel composition.

[0018] In certain embodiments, the fuel composition comprises a jet fuel composition having a carbon number distribution between 5 and 16. In other embodiments, the fuel composition comprises a diesel fuel composition having a carbon number distribution between 8 and 25. In some embodiments, the fuel composition is: (a) a kerosene-type jet fuel having a carbon number distribution between 8 and 16, a flash point between approximately 38°C and approximately 66°C, an auto ignition temperature of approximately 210°C, and a freeze point between approximately -47°C and approximately -40°C; (b) a naphtha-type jet fuel having a carbon number distribution between 5 and 15, a flash point between approximately -23°C and approximately 0°C, an auto ignition temperature of approximately 250°C; and a freeze point of approximately -65°C; or (c) a diesel fuel having a carbon number distribution between 8 and 25, a specific gravity of between approximately 0.82 and approximately 1.08 at about 15.6°C, a cetane number of greater than approximately 40; and a distillation range between approximately 180°C and approximately 340°C.

[0019] In certain embodiments, the method further comprises flash-separating a light end stream from the metathesized product prior to separating the olefins from the esters, the light end stream having a majority of hydrocarbons with carbon number between 2 and 4.

[0020] In certain embodiments, the method further comprises separating a light end stream from the olefins prior to hydrogenating the olefins, the light end stream having a majority of hydrocarbons with carbon numbers between 3 and 8.

[0021] In certain embodiments, the method further comprises separating a C₁₈₊ heavy end stream from the olefins prior to hydrogenating the olefins, the heavy end stream having a majority of hydrocarbons with carbon numbers of at least 18.

[0022] In certain embodiments, the method further comprises separating a C₁₈₊ heavy end stream from the fuel composition, the heavy end stream having a majority of hydrocarbons with carbon numbers of at least 18.

[0023] In certain embodiments, the method further comprises isomerizing the fuel composition, wherein a fraction of normal-paraffin compounds in the fuel composition are isomerized into iso-paraffin compounds.

[0024] In certain embodiments, the reacting step comprises a self-metathesis reaction between the feedstock and itself. In other embodiments, the reacting step comprises a cross-metathesis reaction between a low-molecular-weight olefin and the feedstock.

[0025] In another embodiment, the method comprises reacting a feedstock comprising a natural oil in the presence of a metathesis catalyst under conditions sufficient to form a metathesized product, wherein the metathesized product comprises olefins and esters. The method further comprises hydrogenating the metathesized product thereby producing a fuel composition and at least partially saturated esters. The method further comprises separating the fuel composition from the at least partially saturated esters. The method may further comprise isomerizing the fuel composition, wherein a portion of normal paraffins are isomerized into iso-paraffins, therein forming an isomerized fuel composition. The method may further comprise separating a center-cut fuel stream from the fuel composition or isomerized fuel composition.

BRIEF DESCRIPTION OF THE DRAWINGS

[0026] FIG. 1 is a schematic diagram of one embodiment of a process to produce a fuel composition and a transesterified product from a natural oil.

[0027] FIG. 2 is a schematic diagram of a second embodiment of a process to produce a fuel composition and a transesterified product from a natural oil.

DETAILED DESCRIPTION

[0028] The present application relates to methods of refining a natural oil feedstock through the metathesis reaction of the natural oil feedstock.

[0029] As used herein, the singular forms “a,” “an,” and “the” include plural referents unless the context clearly dictates otherwise. For example, reference to “a substituent” encompasses a single substituent as well as two or more substituents, and the like.

[0030] As used herein, the terms “for example,” “for instance,” “such as,” or “including” are meant to introduce examples that further clarify more general subject matter. Unless otherwise specified, these examples are provided only as an aid for understanding the applications illustrated in the present disclosure, and are not meant to be limiting in any fashion.

[0031] As used herein, the following terms have the following meanings unless expressly stated to the contrary. It is understood that any term in the singular may include its plural counterpart and vice versa.

[0032] As used herein, the term “metathesis catalyst” includes any catalyst or catalyst system that catalyzes a metathesis reaction.

[0033] As used herein, the terms “natural oils,” “natural feedstocks,” or “natural oil feedstocks” may refer to oils derived from plants or animal sources. The term “natural oil” includes natural oil derivatives, unless otherwise indicated. Examples of natural oils include, but are not limited to, vegetable oils, algae oils, animal fats, tall oils, derivatives of these oils, combinations of any of these oils, and the like. Representative non-limiting examples of vegetable oils include canola oil, rapeseed oil, coconut oil, corn oil, cottonseed oil, olive oil, palm oil, peanut oil, safflower oil, sesame oil, soybean oil, sunflower oil, linseed oil, palm kernel oil, tung oil, jatropha oil, mustard oil, pennycress oil, camelina oil, and castor oil. Representative non-limiting examples of animal fats include lard, tallow, poultry fat, yellow grease, and fish oil. Tall oils are by-products of wood pulp manufacture.

[0034] As used herein, the term “natural oil derivatives” may refer to the compounds or mixture of compounds derived from the natural oil using any one or combination of methods known in the art. Such methods include saponification, transesterification, esterification, hydrogenation (partial or full), isomerization, oxidation, and reduction. Representative non-limiting examples of natural oil derivatives include gums, phospholipids, soapstock, acidulated soapstock, distillate or distillate sludge, fatty acids and fatty acid alkyl ester (e.g. non-limiting examples such as 2-ethylhexyl ester), hydroxy substituted variations thereof of the natural oil. For example, the natural oil derivative may be a fatty acid methyl ester (“FAME”) derived from the glyceride of the natural oil. In some embodiments, a feedstock includes canola or soybean oil, as a non-limiting example, refined, bleached, and deodorized soybean oil (i.e., RBD soybean oil). Soybean oil typically comprises about 95% weight or greater (e.g., 99% weight or greater) triglycerides of fatty acids. Major fatty acids in the polyol esters of soybean oil include saturated fatty acids, as a non-limiting example, palmitic acid (hexadecanoic acid) and stearic acid (octadecanoic acid), and unsaturated fatty acids, as a non-limiting example, oleic acid (9-octadecenoic acid), linoleic acid (9, 12-octadecadienoic acid), and linolenic acid (9,12,15-octadecatrienoic acid).

[0035] As used herein, the term “low-molecular-weight olefin” may refer to any one or combination of unsaturated straight, branched, or cyclic hydrocarbons in the C₂ to C₁₄ range. Low-molecular-weight olefins include “alpha-olefins” or “terminal olefins,” wherein the unsaturated carbon-carbon bond is present at one end of the compound. Low-molecular-weight olefins may also include dienes or trienes. Examples of low-molecular-weight olefins in the C₂ to C₆ range include, but are not limited to: ethylene, propylene, 1-butene, 2-butene, isobutene, 1-pentene, 2-pentene, 3-pentene, 2-methyl-1-butene, 2-methyl-2-butene, 3-methyl-1-butene, cyclopentene, 1-hexene, 2-hexene, 3-hexene, 4-hexene, 2-methyl-1-pentene, 3-methyl-1-pentene, 4-methyl-1-pentene, 2-methyl-2-pentene, 3-methyl-2-pentene, 4-methyl-2-pentene, 2-methyl-3-pentene, and cyclohexene. Other possible low-molecular-weight olefins include styrene and vinyl cyclohexane. In certain embodiments, it is preferable to use a mixture of olefins, the mixture comprising linear and branched low-molecular-weight olefins in the C₄-C₁₀ range. In one embodiment, it may be preferable to use a mixture of linear and branched C₄ olefins (i.e., combinations of: 1-butene, 2-butene, and/or isobutene). In other embodiments, a higher range of C₁₁-C₁₄ may be used.

[0036] As used herein, the terms “metathesize” and “metathesizing” may refer to the reacting of a feedstock in the presence of a metathesis catalyst to form a “metathesized product” comprising a new olefinic compound. Metathesizing may refer to cross-metathesis (a.k.a. co-metathesis), self-metathesis, ring-opening metathesis, ring-opening metathesis polymerizations (“ROMP”), ring-closing metathesis (“RCM”), and acyclic diene metathesis (“ADMET”). As a non-limiting example, metathesizing may refer to reacting two triglycerides present in a natural feedstock (self-metathesis) in the presence of a metathesis catalyst, wherein each triglyceride has an unsaturated carbon-carbon double bond, thereby forming a new mixture of olefins and esters which may include a triglyceride dimer. Such triglyceride dimers may have more than one olefinic bond, thus higher oligomers also may form. Additionally, metathesizing may refer to reacting an olefin, such as ethylene, and a triglyceride in a natural feedstock having at least one unsaturated carbon-carbon double bond, thereby forming new olefinic molecules as well as new ester molecules (cross-metathesis).

[0037] As used herein, the terms “ester” and “esters” may refer to compounds having the general formula: R-COO-R', wherein R and R' denote any alkyl or aryl group, including those bearing a substituent group. In certain embodiments, the term “ester” or “esters” may refer to a group of compounds with the general formula described above, wherein the compounds have different carbon lengths.

[0038] As used herein, the terms “olefin” and “olefins” may refer to hydrocarbon compounds having at least one unsaturated carbon-carbon double bond. In certain embodiments, the term “olefin” or “olefins” may refer to a group of unsaturated carbon-carbon double bond compounds with different carbon lengths. It is noted that an olefin may also be an ester, and an ester may also be an olefin, if the R or R' group contains an unsaturated carbon-carbon double bond. Unless specified otherwise, an olefin refers to compounds not containing the ester functionality, while an ester may include compounds containing the olefin functionality.

[0039] As used herein, the terms “paraffin” and “paraffins” may refer to hydrocarbon compounds having only single carbon-carbon bonds, having the general formula C_nH_{2n+2} , where, in certain embodiments, n is greater than about 20.

[0040] As used herein, the terms “isomerization,” “isomerizes,” or “isomerizing” may refer to the reaction and conversion of straight-chain hydrocarbon compounds, such as normal paraffins, into branched hydrocarbon compounds, such as iso-paraffins.

The isomerization of an olefin or an unsaturated ester indicates the shift of the carbon-carbon double bond to another location in the molecule or it indicates a change in the geometry of the compound at the carbon-carbon double bond (e.g. cis to trans). As a non-limiting example, n-pentane may be isomerized into a mixture of n-pentane, 2-methylbutane, and 2,2-dimethylpropane. Isomerization of normal paraffins may be used to improve the overall properties of a fuel composition. Additionally, isomerization may refer to the conversion of branched paraffins into further, more branched paraffins.

[0041] As used herein, the term “yield” may refer to the total weight of fuel produced from the metathesis and hydrogenation reactions. It may also refer to the total weight of the fuel following a separation step and/or isomerization reaction. It may be defined in terms of a yield %, wherein the total weight of the fuel produced is divided by the total weight of the natural oil feedstock and, in some embodiments, low-molecular-weight olefin, combined.

[0042] As used herein, the terms “fuels” and “fuel compositions” refer to materials meeting required specifications or to blend components that are useful in formulating fuel compositions but, by themselves, do not meet all of the required specifications for a fuel.

[0043] As used herein, the term “jet fuel” or “aviation fuel” may refer to kerosene or naphtha-type fuel cuts, or military-grade jet fuel compositions. “Kerosene-type” jet fuel (including Jet A and Jet A-1) has a carbon number distribution between about 8 and about 16. Jet A and Jet A-1 typically have a flash point of at least approximately 38°C, an auto ignition temperature of approximately 210°C, a freeze point less than or equal to approximately -40°C for Jet A and -47°C for Jet A-1, a density of approximately 0.8 g/cc at 15°C, and an energy density of approximately 42.8-43.2 MJ/kg. “Naphtha-type” or “wide-cut” jet fuel (including Jet B) has a carbon number distribution between about 5 and about 15. Jet B typically comprises a flash point below approximately 0°C, an auto ignition temperature of approximately 250°C, a freeze point of approximately -51°C, a density of approximately 0.78 g/cc, and an energy density of approximately 42.8-43.5 MJ/kg. “Military grade” jet fuel refers to the Jet Propulsion or “JP” numbering system (JP-1, JP-2, JP-3, JP-4, JP-5, JP-6, JP-7, JP-8, etc.). Military grade jet fuels may comprise alternative or additional additives to have higher flash points than Jet A, Jet A-1, or Jet B in order to cope with heat and stress endured during supersonic flight.

[0044] As used herein, the term “diesel fuel” may refer to a hydrocarbon composition having the following property characteristics, including a carbon number distribution between about 8 and about 25. Diesel fuels also typically have a specific gravity of approximately 0.82-1.08 at 15.6°C (60°F), based on water having a specific gravity of 1 at 60°F. Diesel fuels typically comprise a distillation range between approximately 180-340°C (356-644°F). Additionally, diesel fuels have a minimum cetane index number of approximately 40.

[0045] As used herein, the term “carbon number distribution” may refer to the range of compounds present in a composition, wherein each compound is defined by the number of carbon atoms present. As a non-limiting example, a naphtha-type jet fuel typically comprises a distribution of hydrocarbon compounds wherein a majority of those compounds have between 5 and 15 carbon atoms each. A kerosene-type jet fuel typically comprises a distribution of hydrocarbon compounds wherein a majority of those compounds have between 8 and 16 carbon atoms each. A diesel fuel typically comprises a distribution of hydrocarbon compounds wherein a majority of those compounds have between 8 and 25 carbon atoms each.

[0046] As used herein, the term “energy density” may refer to the amount of energy stored in a given system per unit mass (MJ/kg) or per unit volume (MJ/L), where MJ refer to million Joules. As a non-limiting example, the energy density of kerosene- or naphtha-type jet fuel is typically greater than about 40 MJ/kg.

[0047] A number of valuable compositions may be targeted through the self-metathesis reaction of a natural oil feedstock, or the cross-metathesis reaction of the natural oil feedstock with a low-molecular-weight olefin, in the presence of a metathesis catalyst. Such valuable compositions may include fuel compositions, non-limiting examples of which include jet, kerosene, or diesel fuel. Additionally, transesterified products may also be targeted, non-limiting examples of which include: fatty acid methyl esters; biodiesel; 9-decenoic acid (“9DA”) esters, 9-undecenoic acid (“9UDA”) esters, and/or 9-dodecenoic acid (“9DDA”) esters; 9DA, 9UDA, and/or 9DDA; alkali metal salts and alkaline earth metal salts of 9DA, 9UDA, and/or 9DDA; dimers of the transesterified products; and mixtures thereof.

[0048] In certain embodiments, prior to a metathesis reaction, a natural oil feedstock may be treated to render the natural oil more suitable for the subsequent

74230-60

11

metathesis reaction. In certain embodiments, the natural oil preferably is a vegetable oil or vegetable oil derivative, such as soybean oil.

[0049] In one embodiment, the treatment of the natural oil involves the removal of catalyst poisons, such as peroxides, which may potentially diminish the activity of the metathesis catalyst. Non-limiting examples of natural oil feedstock treatment methods to diminish catalyst poisons include those described in PCT/US2008/09604, PCT/US2008/09635, and U.S. Patent Application Nos. 12/672,651 and 12/672,652.

In certain embodiments, the natural oil feedstock is thermally treated by heating the feedstock to a temperature greater than 100°C in the absence of oxygen and held at the temperature for a time sufficient to diminish catalyst poisons in the feedstock. In other embodiments, the temperature is between approximately 100°C and 300°C, between approximately 120°C and 250°C, between approximately 150°C and 210°C, or approximately between 190 and 200°C. In one embodiment, the absence of oxygen is achieved by sparging the natural oil feedstock with nitrogen, wherein the nitrogen gas is pumped into the feedstock treatment vessel at a pressure of approximately 10 atm (150 psig).

[0050] In certain embodiments, the natural oil feedstock is chemically treated under conditions sufficient to diminish the catalyst poisons in the feedstock through a chemical reaction of the catalyst poisons. In certain embodiments, the feedstock is treated with a reducing agent or a cation-inorganic base composition. Non-limiting examples of reducing agents include bisulfate, borohydride, phosphine, thiosulfate, individually or combinations thereof.

[0051] In certain embodiments, the natural oil feedstock is treated with an adsorbent to remove catalyst poisons. In one embodiment, the feedstock is treated with a combination of thermal and adsorbent methods. In another embodiment, the feedstock is treated with a combination of chemical and adsorbent methods. In another embodiment, the treatment involves a partial hydrogenation treatment to modify the natural oil feedstock's reactivity with the metathesis catalyst. Additional non-limiting examples of feedstock treatment are also described below when discussing the various metathesis catalysts.

[0052] Additionally, in certain embodiments, the low-molecular-weight olefin may also be treated prior to the metathesis reaction. Like the natural oil treatment, the low-

molecular-weight olefin may be treated to remove poisons that may impact or diminish catalyst activity.

[0053] As shown in FIG. 1, after this optional treatment of the natural oil feedstock and/or low-molecular-weight olefin, the natural oil 12 is reacted with itself, or combined with a low-molecular-weight olefin 14 in a metathesis reactor 20 in the presence of a metathesis catalyst. Metathesis catalysts and metathesis reaction conditions are discussed in greater detail below. In certain embodiments, in the presence of a metathesis catalyst, the natural oil 12 undergoes a self-metathesis reaction with itself. In other embodiments, in the presence of the metathesis catalyst, the natural oil 12 undergoes a cross-metathesis reaction with the low-molecular-weight olefin 14. In certain embodiments, the natural oil 12 undergoes both self- and cross-metathesis reactions in parallel metathesis reactors. The self-metathesis and/or cross-metathesis reaction form a metathesized product 22 wherein the metathesized product 22 comprises olefins 32 and esters 34.

[0054] In certain embodiments, the low-molecular-weight olefin 14 is in the C₂ to C₆ range. As a non-limiting example, in one embodiment, the low-molecular-weight olefin 14 may comprise at least one of the following: ethylene, propylene, 1-butene, 2-butene, isobutene, 1-pentene, 2-pentene, 3-pentene, 2-methyl-1-butene, 2-methyl-2-butene, 3-methyl-1-butene, cyclopentene, 1-hexene, 2-hexene, 3-hexene, 4-hexene, 2-methyl-1-pentene, 3-methyl-1-pentene, 4-methyl-1-pentene, 2-methyl-2-pentene, 3-methyl-2-pentene, 4-methyl-2-pentene, 2-methyl-3-pentene, and cyclohexene. In another embodiment, the low-molecular-weight olefin 14 comprises at least one of styrene and vinyl cyclohexane. In another embodiment, the low-molecular-weight olefin 14 may comprise at least one of ethylene, propylene, 1-butene, 2-butene, and isobutene. In another embodiment, the low-molecular-weight olefin 14 comprises at least one alpha-olefin or terminal olefin in the C₂ to C₁₀ range.

[0055] In another embodiment, the low-molecular-weight olefin 14 comprises at least one branched low-molecular-weight olefin in the C₄ to C₁₀ range. Non-limiting examples of branched low-molecular-weight olefins include isobutene, 3-methyl-1-butene, 2-methyl-3-pentene, and 2,2-dimethyl-3-pentene. By using these branched low-molecular-weight olefins in the metathesis reaction, the metathesized product will include branched olefins, which can be subsequently hydrogenated to iso-paraffins. In certain embodiments, the branched low-molecular-weight olefins may help achieve the

desired performance properties for a fuel composition, such as jet, kerosene, or diesel fuel.

[0056] As noted, it is possible to use a mixture of various linear or branched low-molecular-weight olefins in the reaction to achieve the desired metathesis product distribution. In one embodiment, a mixture of butenes (1-butene, 2-butenes, and, optionally, isobutene) may be employed as the low-molecular-weight olefin, offering a low cost, commercially available feedstock instead a purified source of one particular butene. Such low cost mixed butene feedstocks are typically diluted with n-butane and/or isobutane.

[0057] In certain embodiments, recycled streams from downstream separation units may be introduced to the metathesis reactor 20 in addition to the natural oil 12 and, in some embodiments, the low-molecular-weight olefin 14. For instance, in some embodiments, a C₂-C₆ recycle olefin stream or a C₃-C₄ bottoms stream from an overhead separation unit may be returned to the metathesis reactor. In one embodiment, as shown in FIG. 1, a light weight olefin stream 44 from an olefin separation unit 40 may be returned to the metathesis reactor 20. In another embodiment, the C₃-C₄ bottoms stream and the light weight olefin stream 44 are combined together and returned to the metathesis reactor 20. In another embodiment, a C₁₅₊ bottoms stream 46 from the olefin separation unit 40 is returned to the metathesis reactor 20. In another embodiment, all of the aforementioned recycle streams are returned to the metathesis reactor 20.

[0058] The metathesis reaction in the metathesis reactor 20 produces a metathesized product 22. In one embodiment, the metathesized product 22 enters a flash vessel operated under temperature and pressure conditions which target C₂ or C₂-C₃ compounds to flash off and be removed overhead. The C₂ or C₂-C₃ light ends are comprised of a majority of hydrocarbon compounds having a carbon number of 2 or 3. In certain embodiments, the C₂ or C₂-C₃ light ends are then sent to an overhead separation unit, wherein the C₂ or C₂-C₃ compounds are further separated overhead from the heavier compounds that flashed off with the C₂-C₃ compounds. These heavier compounds are typically C₃-C₅ compounds carried overhead with the C₂ or C₂-C₃ compounds. After separation in the overhead separation unit, the overhead C₂ or C₂-C₃ stream may then be used as a fuel source. These hydrocarbons have their own value outside the scope of a fuel composition, and may be used or separated at this stage for

other valued compositions and applications. In certain embodiments, the bottoms stream from the overhead separation unit containing mostly C₃-C₅ compounds is returned as a recycle stream to the metathesis reactor. In the flash vessel, the metathesized product 22 that does not flash overhead is sent downstream for separation in a separation unit 30, such as a distillation column.

[0059] Prior to the separation unit 30, in certain embodiments, the metathesized product 22 may be introduced to an adsorbent bed to facilitate the separation of the metathesized product 22 from the metathesis catalyst. In one embodiment, the adsorbent is a clay bed. The clay bed will adsorb the metathesis catalyst, and after a filtration step, the metathesized product 22 can be sent to the separation unit 30 for further processing. In another embodiment, the adsorbent is a water soluble phosphine reagent such as tris hydroxymethyl phosphine (THMP). Catalyst may be separated with a water soluble phosphine through known liquid-liquid extraction mechanisms by decanting the aqueous phase from the organic phase. In other embodiments, the metathesized product 22 may be contacted with a reactant to deactivate or to extract the catalyst.

[0060] In the separation unit 30, in certain embodiments, the metathesized product 22 is separated into at least two product streams. In one embodiment, the metathesized product 22 is sent to the separation unit 30, or distillation column, to separate the olefins 32 from the esters 34. In another embodiment, a byproduct stream comprising C₇'s and cyclohexadiene may be removed in a side-stream from the separation unit 30. In certain embodiments, the separated olefins 32 may comprise hydrocarbons with carbon numbers up to 24. In certain embodiments, the esters 34 may comprise metathesized glycerides. In other words, the lighter end olefins 32 are preferably separated or distilled overhead for processing into olefin compositions, while the esters 34, comprised mostly of compounds having carboxylic acid/ester functionality, are drawn into a bottoms stream. Based on the quality of the separation, it is possible for some ester compounds to be carried into the overhead olefin stream 32, and it is also possible for some heavier olefin hydrocarbons to be carried into the ester stream 34.

[0061] In one embodiment, the olefins 32 may be collected and sold for any number of known uses. In other embodiments, the olefins 32 are further processed in an olefin separation unit 40 and/or hydrogenation unit 50 (where the olefinic bonds are

saturated with hydrogen gas 48, as described below). In other embodiments, esters 34 comprising heavier end glycerides and free fatty acids are separated or distilled as a bottoms product for further processing into various products. In certain embodiments, further processing may target the production of the following non-limiting examples: fatty acid methyl esters; biodiesel; 9DA esters, 9UDA esters, and/or 9DDA esters; 9DA, 9UDA, and/or 9DDA; alkali metal salts and alkaline earth metal salts of 9DA, 9UDA, and/or 9DDA; diacids, and/or diesters of the transesterified products; and mixtures thereof. In certain embodiments, further processing may target the production of C₁₅-C₁₈ fatty acids and/or esters. In other embodiments, further processing may target the production of diacids and/or diesters. In yet other embodiments, further processing may target the production of compounds having molecular weights greater than the molecular weights of stearic acid and/or linolenic acid.

[0062] As shown in FIG. 1, regarding the overhead olefins 32 from the separation unit 30, the olefins 32 may be further separated or distilled in the olefin separation unit 40 to separate the stream's various components. In one embodiment, light end olefins 44 consisting of mainly C₂-C₉ compounds may be distilled into an overhead stream from the olefin separation unit 40. In certain embodiments, the light end olefins 44 are comprised of a majority of C₃-C₈ hydrocarbon compounds. In other embodiments, heavier olefins having higher carbon numbers may be separated overhead into the light end olefin stream 44 to assist in targeting a specific fuel composition. The light end olefins 44 may be recycled to the metathesis reactor 20, purged from the system for further processing and sold, or a combination of the two. In one embodiment, the light end olefins 44 may be partially purged from the system and partially recycled to the metathesis reactor 20. With regards to the other streams in the olefin separation unit 40, a heavier C₁₆₊, C₁₈₊, C₂₀₊, C₂₂₊, or C₂₄₊ compound stream may be separated out as an olefin bottoms stream 46. This olefin bottoms stream 46 may be purged or recycled to the metathesis reactor 20 for further processing, or a combination of the two. In another embodiment, a center-cut olefin stream 42 may be separated out of the olefin distillation unit for further processing. The center-cut olefins 42 may be designed to target a selected carbon number range for a specific fuel composition. As a non-limiting example, a C₅-C₁₅ distribution may be targeted for further processing into a naphtha-type jet fuel. Alternatively, a C₈-C₁₆ distribution may be targeted for further

processing into a kerosene-type jet fuel. In another embodiment, a C₈-C₂₅ distribution may be targeted for further processing into a diesel fuel.

[0063] In certain embodiments, the olefins 32 may be oligomerized to form poly-alpha-olefins (PAOs) or poly-internal-olefins (PIOs), mineral oil substitutes, and/or biodiesel fuel. The oligomerization reaction may take place after the distillation unit 30 or after the overhead olefin separation unit 40. In certain embodiments, byproducts from the oligomerization reactions may be recycled back to the metathesis reactor 20 for further processing.

[0064] As mentioned, in one embodiment, the olefins 32 from the separation unit 30 may be sent directly to the hydrogenation unit 50. In another embodiment, the center-cut olefins 42 from the overhead olefin separation unit 40 may be sent to the hydrogenation unit 50. Hydrogenation may be conducted according to any known method in the art for hydrogenating double bond-containing compounds such as the olefins 32 or center-cut olefins 42. In certain embodiments, in the hydrogenation unit 50, hydrogen gas 48 is reacted with the olefins 32 or center-cut olefins 42 in the presence of a hydrogenation catalyst to produce a hydrogenated product 52.

[0065] In some embodiments, the olefins are hydrogenated in the presence of a hydrogenation catalyst comprising nickel, copper, palladium, platinum, molybdenum, iron, ruthenium, osmium, rhodium, or iridium, individually or in combinations thereof. Useful catalyst may be heterogeneous or homogeneous. In some embodiments, the catalysts are supported nickel or sponge nickel type catalysts.

[0066] In some embodiments, the hydrogenation catalyst comprises nickel that has been chemically reduced with hydrogen to an active state (i.e., reduced nickel) provided on a support. The support may comprise porous silica (e.g., kieselguhr, infusorial, diatomaceous, or siliceous earth) or alumina. The catalysts are characterized by a high nickel surface area per gram of nickel.

[0067] Commercial examples of supported nickel hydrogenation catalysts include those available under the trade designations "NYSOFACT", "NYSOSEL", and "NI 5248 D" (from BASF Catalysts LLC, Iselin, NJ). Additional supported nickel hydrogenation catalysts include those commercially available under the trade designations "PRICAT 9910", "PRICAT 9920", "PRICAT 9908", "PRICAT 9936" (from Johnson Matthey Catalysts, Ward Hill, MA).

74230-60

17

[0068] The supported nickel catalysts may be of the type described in U.S. Patent No. 3,351,566, US Patent No. 6,846,772, EP 0168091, and EP 0167201. Hydrogenation may be carried out

in a batch or in a continuous process and may be partial hydrogenation or complete hydrogenation. In certain embodiments, the temperature ranges from about 50°C to about 350°C, about 100°C to about 300°C, about 150°C to about 250°C, or about 100°C to about 150°C. The desired temperature may vary, for example, with hydrogen gas pressure. Typically, a higher gas pressure will require a lower temperature. Hydrogen gas is pumped into the reaction vessel to achieve a desired pressure of H₂ gas. In certain embodiments, the H₂ gas pressure ranges from about 15 psig (1 atm) to about 3000 psig (204.1 atm), about 15 psig (1 atm) to about 90 psig (6.1 atm), or about 100 psig (6.8 atm) to about 500 psig (34 atm). As the gas pressure increases, more specialized high-pressure processing equipment may be required. In certain embodiments, the reaction conditions are "mild," wherein the temperature is approximately between approximately 50°C and approximately 100°C and the H₂ gas pressure is less than approximately 100 psig. In other embodiments, the temperature is between about 100°C and about 150°C, and the pressure is between about 100 psig (6.8 atm) and about 500 psig (34 atm). When the desired degree of hydrogenation is reached, the reaction mass is cooled to the desired filtration temperature.

[0069] The amount of hydrogenation catalyst is typically selected in view of a number of factors including, for example, the type of hydrogenation catalyst used, the amount of hydrogenation catalyst used, the degree of unsaturation in the material to be hydrogenated, the desired rate of hydrogenation, the desired degree of hydrogenation (e.g., as measure by iodine value (IV)), the purity of the reagent, and the H₂ gas pressure. In some embodiments, the hydrogenation catalyst is used in an amount of about 10 weight% or less, for example, about 5 weight% or less or about 1 weight% or less.

[0070] During hydrogenation, the carbon-carbon double bond containing compounds in the olefins are partially to fully saturated by the hydrogen gas 48. In one embodiment, the resulting hydrogenated product 52 includes hydrocarbons with a distribution centered between approximately C₁₀ and C₁₂ hydrocarbons for naphtha- and kerosene-type jet fuel compositions. In another embodiment, the distribution is centered between approximately C₁₆ and C₁₈ for a diesel fuel composition.

74230-60

18

[0071] In certain embodiments, after hydrogenation, the hydrogenation catalyst may be removed from the hydrogenated product 52 using known techniques in the art, for example, by filtration. In some embodiments, the hydrogenation catalyst is removed using a plate and frame filter such as those commercially available from Sparkler Filters, Inc., Conroe TX. In some embodiments, the filtration is performed with the assistance of pressure or a vacuum. In order to improve filtering performance, a filter aid may be used. A filter aid may be added to the product directly or it may be applied to the filter. Representative non-limiting examples of filtering aids include diatomaceous earth, silica, alumina, and carbon. Typically, the filtering aid is used in an amount of about 10 weight % or less, for example, about 5 weight % or less or about 1 weight % or less. Other filtering techniques and filtering aids also may be employed to remove the used hydrogenation catalyst. In other embodiments the hydrogenation catalyst is removed using centrifugation followed by decantation of the product.

[0072] In certain embodiments, based upon the quality of the hydrogenated product 52 produced in the hydrogenation unit 50, it may be preferable to isomerize the olefin hydrogenated product 52 to assist in targeting of desired fuel properties such as flash point, freeze point, energy density, cetane number, or end point distillation temperature, among other parameters. Isomerization reactions are well-known in the art, as described in U.S. Patent Nos. 3,150,205; 4,210,771; 5,095,169; and 6,214,764.

In one embodiment, the isomerization reaction at this stage may also crack some of the C₁₅₊ compounds remaining, which may further assist in producing a fuel composition having compounds within the desired carbon number range, such as 5 to 16 for a jet fuel composition.

[0073] In certain embodiments, the isomerization may occur concurrently with the hydrogenation step in the hydrogenation unit 50, thereby targeting a desired fuel product. In other embodiments, the isomerization step may occur before the hydrogenation step (i.e., the olefins 32 or center-cut olefins 42 may be isomerized before the hydrogenation unit 50). In yet other embodiments, it is possible that the isomerization step may be avoided or reduced in scope based upon the selection of low-molecular-weight olefin(s) 14 used in the metathesis reaction.

[0074] In certain embodiments, the hydrogenated product 52 comprises approximately 15-25 weight % C₇, approximately <5 weight % C₈, approximately 20-40 weight % C₉, approximately 20-40 weight % C₁₀, approximately <5 weight % C₁₁,

19

approximately 15-25 weight % C₁₂, approximately <5 weight % C₁₃, approximately <5 weight % C₁₄, approximately <5 weight % C₁₅, approximately <1 weight % C₁₆, approximately <1 weight % C₁₇, and approximately <1 weight % C₁₈₊. In certain embodiments, the hydrogenated product 52 comprises a heat of combustion of at least approximately 40, 41, 42, 43 or 44 MJ/kg (as measured by ASTM D3338). In certain embodiments, the hydrogenated product 52 contains less than approximately 1 mg sulfur per kg hydrogenated product (as measured by ASTM D5453). In other embodiments, the hydrogenated product 52 comprises a density of approximately 0.70-0.75 (as measured by ASTM D4052). In other embodiments, the hydrogenated product has a final boiling point of approximately 220-240°C (as measured by ASTM D86).

[0075] The hydrogenated product 52 produced from the hydrogenation unit 50 may be used as a fuel composition, non-limiting examples of which include jet, kerosene, or diesel fuel. In certain embodiments, the hydrogenated product 52 may contain byproducts from the hydrogenation, isomerization, and/or metathesis reactions. As shown in FIG. 1, the hydrogenated product 52 may be further processed in a fuel composition separation unit 60, removing any remaining byproducts from the hydrogenated product 52, such as hydrogen gas, water, C₂-C₉ hydrocarbons, or C₁₅₊ hydrocarbons, thereby producing a targeted fuel composition. In one embodiment, the hydrogenated product 52 may be separated into the desired fuel C₉-C₁₅ product 64, and a light-ends C₂-C₉ fraction 62 and/or a C₁₅₊ heavy-ends fraction 66. Distillation may be used to separate the fractions. Alternatively, in other embodiments, such as for a naphtha- or kerosene-type jet fuel composition, the heavy ends fraction 66 can be separated from the desired fuel product 64 by cooling the hydrogenated product 52 to approximately -40°C, -47°C, or -65°C and then removing the solid, heavy ends fraction 66 by techniques known in the art such as filtration, decantation, or centrifugation.

[0076] With regard to the esters 34 from the distillation unit 30, in certain embodiments, the esters 34 may be entirely withdrawn as an ester product stream 36 and processed further or sold for its own value, as shown in FIG. 1. As a non-limiting example, the esters 34 may comprise various triglycerides that could be used as a lubricant. Based upon the quality of separation between olefins and esters, the esters 34 may comprise some heavier olefin components carried with the triglycerides. In other embodiments, the esters 34 may be further processed in a biorefinery or another chemical or fuel processing unit known in the art, thereby producing various products

such as biodiesel or specialty chemicals that have higher value than that of the triglycerides, for example. Alternatively, in certain embodiments, the esters 34 may be partially withdrawn from the system and sold, with the remainder further processed in the biorefinery or another chemical or fuel processing unit known in the art.

[0077] In certain embodiments, the ester stream 34 is sent to a transesterification unit 70. Within the transesterification unit 70, the esters 34 are reacted with at least one alcohol 38 in the presence of a transesterification catalyst. In certain embodiments, the alcohol comprises methanol and/or ethanol. In one embodiment, the transesterification reaction is conducted at approximately 60-70°C and approximately 1 atm. In certain embodiments, the transesterification catalyst is a homogeneous sodium methoxide catalyst. Varying amounts of catalyst may be used in the reaction, and, in certain embodiments, the transesterification catalyst is present in the amount of approximately 0.5-1.0 weight % of the esters 34.

[0078] The transesterification reaction may produce transesterified products 72 including saturated and/or unsaturated fatty acid methyl esters ("FAME"), glycerin, methanol, and/or free fatty acids. In certain embodiments, the transesterified products 72, or a fraction thereof, may comprise a source for biodiesel. In certain embodiments, the transesterified products 72 comprise 9DA esters, 9UDA esters, and/or 9DDA esters. Non-limiting examples of 9DA esters, 9UDA esters and 9DDA esters include methyl 9-decenoate ("9-DAME"), methyl 9-undecenoate ("9-UDAME"), and methyl 9-dodecenoate ("9-DDAME"), respectively. As a non-limiting example, in a transesterification reaction, a 9DA moiety of a metathesized glyceride is removed from the glycerol backbone to form a 9DA ester.

[0079] In another embodiment, a glycerin alcohol may be used in the reaction with a glyceride stream. This reaction may produce monoglycerides and/or diglycerides.

[0080] In certain embodiments, the transesterified products 72 from the transesterification unit 70 can be sent to a liquid-liquid separation unit, wherein the transesterified products 72 (i.e., FAME, free fatty acids, and/or alcohols) are separated from glycerin. Additionally, in certain embodiments, the glycerin byproduct stream may be further processed in a secondary separation unit, wherein the glycerin is removed and any remaining alcohols are recycled back to the transesterification unit 70 for further processing.

[0081] In one embodiment, the transesterified products 72 are further processed in a water-washing unit. In this unit, the transesterified products undergo a liquid-liquid extraction when washed with water. Excess alcohol, water, and glycerin are removed from the transesterified products 72. In another embodiment, the water-washing step is followed by a drying unit in which excess water is further removed from the desired mixture of esters (*i.e.*, specialty chemicals). Such specialty chemicals include non-limiting examples such as 9DA, 9UDA, and/or 9DDA, alkali metal salts and alkaline earth metal salts of the preceding, individually or in combinations thereof.

[0082] In one embodiment, the specialty chemical (e.g., 9DA) may be further processed in an oligomerization reaction to form a lactone, which may serve as a precursor to a surfactant.

[0083] In certain embodiments, the transesterified products 72 from the transesterification unit 70 or specialty chemicals from the water-washing unit or drying unit are sent to an ester distillation column 80 for further separation of various individual or groups of compounds, as shown in FIG. 1. This separation may include, but is not limited to, the separation of 9DA esters, 9UDA esters, and/or 9DDA esters. In one embodiment, the 9DA ester 82 may be distilled or individually separated from the remaining mixture 84 of transesterified products or specialty chemicals. In certain process conditions, the 9DA ester 82 should be the lightest component in the transesterified product or specialty chemical stream, and come out at the top of the ester distillation column 80. In another embodiment, the remaining mixture 84, or heavier components, of the transesterified products or specialty chemicals may be separated off the bottom end of the column. In certain embodiments, this bottoms stream 84 may potentially be sold as biodiesel.

[0084] The 9DA esters, 9UDA esters, and/or 9DDA esters may be further processed after the distillation step in the ester distillation column. In one embodiment, under known operating conditions, the 9DA ester, 9UDA ester, and/or 9DDA ester may then undergo a hydrolysis reaction with water to form 9DA, 9UDA, and/or 9DDA, alkali metal salts and alkaline earth metal salts of the preceding, individually or in combinations thereof.

[0085] In certain embodiments, the fatty acid methyl esters from the transesterified products 72 may be reacted with each other to form other specialty chemicals such as dimers.

[0086] FIG. 2 represents another embodiment for processing the natural oil into fuel compositions and specialty chemicals. As described above, the natural oil feedstock and/or low-molecular-weight olefin in FIG. 2 may undergo a pretreatment step prior to the metathesis reaction. In FIG. 2, the natural oil feedstock 112 is reacted with itself, or combined with a low-molecular-weight olefin 114 in a metathesis reactor 120 in the presence of a metathesis catalyst. In certain embodiments, in the presence of a metathesis catalyst, the natural oil 112 undergoes a self-metathesis reaction with itself. In other embodiments, in the presence of the metathesis catalyst, the natural oil 112 undergoes a cross-metathesis reaction with the low-molecular-weight olefin 114. In certain embodiments, the natural oil 112 undergoes both self- and cross-metathesis reactions in parallel metathesis reactors. The self-metathesis and/or cross-metathesis reaction form a metathesized product 122 wherein the metathesized product 122 comprises olefins 132 and esters 134.

[0087] In certain embodiments, the low-molecular-weight olefin 114 is in the C₂ to C₆ range. As a non-limiting example, in one embodiment, the low-molecular-weight olefin 114 may comprise at least one of the following: ethylene, propylene, 1-butene, 2-butene, isobutene, 1-pentene, 2-pentene, 3-pentene, 2-methyl-1-butene, 2-methyl-2-butene, 3-methyl-1-butene, cyclopentene, 1-hexene, 2-hexene, 3-hexene, 4-hexene, 2-methyl-1-pentene, 3-methyl-1-pentene, 4-methyl-1-pentene, 2-methyl-2-pentene, 3-methyl-2-pentene, 4-methyl-2-pentene, 2-methyl-3-pentene, and cyclohexene. In another embodiment, the low-molecular-weight olefin 114 comprises at least one of styrene and vinyl cyclohexane. In another embodiment, the low-molecular-weight olefin 114 may comprise at least one of ethylene, propylene, 1-butene, 2-butene, and isobutene. In another embodiment, the low-molecular-weight olefin 114 comprises at least one alpha-olefin or terminal olefin in the C₂ to C₁₀ range.

[0088] In another embodiment, the low-molecular-weight olefin 114 comprises at least one branched low-molecular-weight olefin in the C₄ to C₁₀ range. Non-limiting examples of branched low-molecular-weight olefins include isobutene, 3-methyl-1-butene, 2-methyl-3-pentene, and 2,2-dimethyl-3-pentene. In certain embodiments, the branched low-molecular-weight olefins may help achieve the desired performance properties for the fuel composition, such as jet, kerosene, or diesel fuel.

[0089] As noted, it is possible to use a mixture of various linear or branched low-molecular-weight olefins in the reaction to achieve the desired metathesis product

distribution. In one embodiment, a mixture of butenes (1-butene, 2-butene, and isobutene) may be employed as the low-molecular-weight olefin 114.

[0090] In certain embodiments, recycled streams from downstream separation units may be introduced to the metathesis reactor 120 in addition to the natural oil 112 and, in some embodiments, the low-molecular-weight olefin 114 to improve the yield of the targeted fuel composition and/or targeted transesterification products.

[0091] After the metathesis unit 120 and before the hydrogenation unit 125, in certain embodiments, the metathesized product 122 may be introduced to an adsorbent bed to facilitate the separation of the metathesized product 122 from the metathesis catalyst. In one embodiment, the adsorbent is a clay. The clay will adsorb the metathesis catalyst, and after a filtration step, the metathesized product 122 can be sent to the hydrogenation unit 125 for further processing. In another embodiment, the adsorbent is a water soluble phosphine reagent such as tris hydroxymethyl phosphine (THMP). Catalyst may be separated from the reaction mixture with a water soluble phosphine through known liquid-liquid extraction mechanisms by decanting the aqueous phase from the organic phase. In other embodiments, addition of a reactant to deactivate or extract the catalyst might be used.

[0092] As shown in FIG. 2, the metathesis product 122 is sent to a hydrogenation unit 125, wherein the carbon-carbon double bonds in the olefins and esters are partially to fully saturated with hydrogen gas 124. As described above, hydrogenation may be conducted according to any known method in the art for hydrogenating double bond-containing compounds such as the olefins and esters present in the metathesis product 122. In certain embodiments, in the hydrogenation unit 125, hydrogen gas 124 is reacted with the metathesis product 122 in the presence of a hydrogenation catalyst to produce a hydrogenated product 126 comprising partially to fully hydrogenated paraffins/olefins and partially to fully hydrogenated esters.

[0093] Typical hydrogenation catalysts have been already described with reference to embodiments in FIG. 1. Reaction conditions have also been described. In certain embodiments, the temperature ranges from about 50°C to about 350°C, about 100°C to about 300°C, about 150°C to about 250°C, or about 50°C to about 150°C. The desired temperature may vary, for example, with hydrogen gas pressure. Typically, a higher gas pressure might allow the use of a lower reaction temperature. Hydrogen gas is pumped into the reaction vessel to achieve a desired pressure of H₂

gas. In certain embodiments, the H₂ gas pressure ranges from about 15 psig (1 atm) to about 3000 psig (204.1 atm), or about 15 psig (1 atm) to about 500 psig (34 atm). In certain embodiments, the reaction conditions are "mild," wherein the temperature is approximately between approximately 50°C and approximately 150°C and the H₂ gas pressure is less than approximately 400 psig. When the desired degree of hydrogenation is reached, the reaction mass is cooled to the desired filtration temperature.

[0094] During hydrogenation, the carbon-carbon double bonds are partially to fully saturated by the hydrogen gas 124. In one embodiment, the olefins in the metathesis product 122 are reacted with hydrogen to form a fuel composition comprising only or mostly paraffins. Additionally, the esters from the metathesis product are fully or nearly fully saturated in the hydrogenation unit 125. In another embodiment, the resulting hydrogenated product 126 includes only partially saturated paraffins/olefins and partially saturated esters.

[0095] In FIG. 2, the hydrogenated product 126 is sent to a separation unit 130 to separate the product into at least two product streams. In one embodiment, the hydrogenated product 126 is sent to the separation unit 130, or distillation column, to separate the partially to fully saturated paraffins/olefins, or fuel composition 132, from the partially to fully saturated esters 134. In another embodiment, a byproduct stream comprising C₇'s and cyclohexadiene may be removed in a side-stream from the separation unit 130. In certain embodiments, the fuel composition 132 may comprise hydrocarbons with carbon numbers up to 24. In one embodiment, the fuel composition 132 consists essentially of saturated hydrocarbons.

[0096] In certain embodiments, the esters 134 may comprise metathesized, partially to fully hydrogenated glycerides. In other words, the lighter end paraffins/olefins 132 are preferably separated or distilled overhead for processing into fuel compositions, while the esters 134, comprised mostly of compounds having carboxylic acid/ester functionality, are drawn as a bottoms stream. Based on the quality of the separation, it is possible for some ester compounds to be carried into the overhead paraffin/olefin stream 132, and it is also possible for some heavier paraffin/olefin hydrocarbons to be carried into the ester stream 134.

[0097] In certain embodiments, it may be preferable to isomerize the fuel composition 132 to improve the quality of the product stream and target the desired fuel

74230-60

25

properties such as flash point, freeze point, energy density, cetane number, or end point distillation temperature, among other parameters. Isomerization reactions are well-known in the art, as described in U.S. Patent Nos. 3,150,205; 4,210,771; 5,095,169; and 6,214,764. In one embodiment, as shown in FIG. 2, the fuel composition 132 is sent to an isomerization reaction unit 150 wherein an isomerized fuel composition 152 is produced. Under typical reaction conditions, the isomerization reaction at this stage may also crack some of the compounds present in stream 132, which may further assist in producing an improved fuel composition having compounds within the desired carbon number range, such as 5 to 16 for a jet fuel composition.

[0098] In certain embodiments, the fuel composition 132 or isomerized fuel composition 152 comprises approximately 15-25 weight % C₇, approximately <5 weight % C₈, approximately 20-40 weight % C₉, approximately 20-40 weight % C₁₀, approximately <5 weight % C₁₁, approximately 15-25 weight % C₁₂, approximately <5 weight % C₁₃, approximately <5 weight % C₁₄, approximately <5 weight % C₁₅, approximately <1 weight % C₁₆, approximately <1 weight % C₁₇, and approximately <1 weight % C₁₈₊. In certain embodiments, the fuel composition 132 or isomerized fuel composition 152 comprises a heat of combustion of at least approximately 40, 41, 42, 43 or 44 MJ/kg (as measured by ASTM D3338). In certain embodiments, the fuel composition 132 or isomerized fuel composition 152 contains less than approximately 1 mg sulfur per kg fuel composition (as measured by ASTM D5453). In other embodiments, the fuel composition 132 or isomerized fuel composition 152 comprises a density of approximately 0.70-0.75 (as measured by ASTM D4052). In other embodiments, the fuel composition 132 or isomerized fuel composition 152 has a final boiling point of approximately 220-240°C (as measured by ASTM D86).

[0099] The fuel composition 132 or the isomerized fuel composition 152 may be used as jet, kerosene, or diesel fuel, depending on the fuel's characteristics. In certain embodiments, the fuel composition may contain byproducts from the hydrogenation, isomerization, and/or metathesis reactions. The fuel composition 132 or isomerized fuel composition 152 may be further processed in a fuel composition separation unit 160 as shown in FIG. 2. The separation unit 160 may be operated to remove any remaining byproducts from the mixture, such as hydrogen gas, water, C₂-C₉ hydrocarbons, or C₁₅₊ hydrocarbons, thereby producing a desired fuel product 164. In

one embodiment, the mixture may be separated into the desired fuel C₉-C₁₅ product 164, and a light-ends C₂-C₉ (or C₃-C₈) fraction 162 and/or a C₁₈+ heavy-ends fraction 166. Distillation may be used to separate the fractions. Alternatively, in other embodiments, such as for a naphtha- or kerosene-type jet fuel composition, the heavy ends fraction 166 can be separated from the desired fuel product 164 by cooling the paraffins/olefins to approximately -40°C, -47°C, or -65°C and then removing the solid, heavy ends fraction 166 by techniques known in the art such as filtration, decantation, or centrifugation.

[00100] With regard to the partially to fully saturated esters 134 from the separation unit 130, in certain embodiments, the esters 134 may be entirely withdrawn as a partially to fully hydrogenated ester product stream 136 and processed further or sold for its own value, as shown in FIG. 2. As a non-limiting example, the esters 134 may comprise various partially to fully saturated triglycerides that could be used as a lubricant. Based upon the quality of separation between the paraffins/olefins (fuel composition 132) and the esters, the esters 134 may comprise some heavier paraffin and olefin components carried with the triglycerides. In other embodiments, the esters 134 may be further processed in a biorefinery or another chemical or fuel processing unit known in the art, thereby producing various products such as biodiesel or specialty chemicals that have higher value than that of the triglycerides, for example. Alternatively, the esters 134 may be partially withdrawn from the system and sold, with the remainder further processed in the biorefinery or another chemical or fuel processing unit known in the art.

[00101] In certain embodiments, the ester stream 134 is sent to a transesterification unit 170. Within the transesterification unit 170, the esters 134 are reacted with at least one alcohol 138 in the presence of a transesterification catalyst. In certain embodiments, the alcohol comprises methanol and/or ethanol. In one embodiment, the transesterification reaction is conducted at approximately 60-70°C and 1 atm. In certain embodiments, the transesterification catalyst is a homogeneous sodium methoxide catalyst. Varying amounts of catalyst may be used in the reaction, and, in certain embodiments, the transesterification catalyst is present in the amount of approximately 0.5-1.0 weight % of the esters 134.

[00102] The transesterification reaction may produce transesterified products 172 including saturated and/or unsaturated fatty acid methyl esters ("FAME"), glycerin,

methanol, and/or free fatty acids. In certain embodiments, the transesterified products 172, or a fraction thereof, may comprise a source for biodiesel. In certain embodiments, the transesterified products 172 comprise decenoic acid esters, decanoic acid esters, undecenoic acid esters, undecanoic acid esters, dodecenoic acid esters, and/or dodecaonic acid esters. In one embodiment, in a transesterification reaction, a decanoic acid moiety of a metathesized glyceride is removed from the glycerol backbone to form a decanoic acid ester. In another embodiment, a decenoic acid moiety of a metathesized glyceride is removed from the glycerol backbone to form a decenoic acid ester.

[00103] In another embodiment, a glycerin alcohol may be used in the reaction with a triglyceride stream 134. This reaction may produce monoglycerides and/or diglycerides.

[00104] In certain embodiments, the transesterified products 172 from the transesterification unit 170 can be sent to a liquid-liquid separation unit, wherein the transesterified products 172 (i.e., FAME, free fatty acids, and/or alcohols) are separated from glycerin. Additionally, in certain embodiments, the glycerin byproduct stream may be further processed in a secondary separation unit, wherein the glycerin is removed and any remaining alcohols are recycled back to the transesterification unit 170 for further processing.

[00105] In one embodiment, the transesterified products 172 are further processed in a water-washing unit. In this unit, the transesterified products undergo a liquid-liquid extraction when washed with water. Excess alcohol, water, and glycerin are removed from the transesterified products 172. In another embodiment, the water-washing step is followed by a drying unit in which excess water is further removed from the desired mixture of esters (i.e., specialty chemicals). Such hydrogenated specialty chemicals include non-limiting examples such as decenoic acid, decanoic acid, undecenoic acid, undecanoic acid, dodecenoic acid, dodecanoic acid, and mixtures thereof.

[00106] As shown in FIG. 2, the transesterified products 172 from the transesterification unit 170 or specialty chemicals from the water-washing unit or drying unit may be sent to an ester distillation column 180 for further separation of various individual or groups of compounds. This separation may include, but is not limited to, the separation of decenoic acid esters, decanoic acid esters, undecenoic acid esters,

74230-60

28

undecanoic acid esters, dodecenoic acid esters, and/or dodecanoic acid esters. In one embodiment, a decanoic acid ester or decenoic acid ester 182 may be distilled or individually separated from the remaining mixture 184 of transesterified products or specialty chemicals. In certain process conditions, the decanoic acid ester or decenoic acid ester 182 should be the lightest component in the transesterified product or specialty chemical stream, and come out at the top of the ester distillation column 180. In another embodiment, the remaining mixture 184, or heavier components, of the transesterified products or specialty chemicals may be separated off the bottom end of the column. In certain embodiments, this bottoms stream 184 may potentially be sold as biodiesel.

[00107] The decenoic acid esters, decanoic acid esters, undecenoic acid esters, undecanoic acid esters, dodecenoic acid esters, and/or dodecanoic acid esters may be further processed after the distillation step in the ester distillation column. In one embodiment, under known operating conditions, the decenoic acid ester, decanoic acid ester, undecenoic acid ester, undecanoic acid ester, dodecenoic acid ester, and/or dodecanoic acid ester may then undergo a hydrolysis reaction with water to form decenoic acid, decanoic acid, undecenoic acid, undecanoic acid, dodecenoic acid, and/or dodecanoic acid.

[00108] As noted, the self-metathesis of the natural oil or the cross-metathesis between the natural oil and low-molecular-weight olefin occurs in the presence of a metathesis catalyst. As stated previously, the term "metathesis catalyst" includes any catalyst or catalyst system that catalyzes a metathesis reaction. Any known or future-developed metathesis catalyst may be used, individually or in combination with one or more additional catalysts. Non-limiting exemplary metathesis catalysts and process conditions are described in PCT/US2008/009635, pp. 18-47.

A number of the metathesis catalysts as shown are manufactured by Materia, Inc. (Pasadena, CA).

[00109] The metathesis process can be conducted under any conditions adequate to produce the desired metathesis products. For example, stoichiometry, atmosphere, solvent, temperature, and pressure can be selected by one skilled in the art to produce a desired product and to minimize undesirable byproducts. The metathesis process may be conducted under an inert atmosphere. Similarly, if a reagent is supplied as a gas, an inert gaseous diluent can be used. The inert atmosphere or inert gaseous

diluent typically is an inert gas, meaning that the gas does not interact with the metathesis catalyst to substantially impede catalysis. For example, particular inert gases are selected from the group consisting of helium, neon, argon, nitrogen, individually or in combinations thereof.

[00110] In certain embodiments, the metathesis catalyst is dissolved in a solvent prior to conducting the metathesis reaction. In certain embodiments, the solvent chosen may be selected to be substantially inert with respect to the metathesis catalyst. For example, substantially inert solvents include, without limitation, aromatic hydrocarbons, such as benzene, toluene, xylenes, etc.; halogenated aromatic hydrocarbons, such as chlorobenzene and dichlorobenzene; aliphatic solvents, including pentane, hexane, heptane, cyclohexane, etc.; and chlorinated alkanes, such as dichloromethane, chloroform, dichloroethane, etc. In one particular embodiment, the solvent comprises toluene.

[00111] The metathesis reaction temperature may be a rate-controlling variable where the temperature is selected to provide a desired product at an acceptable rate. In certain embodiments, the metathesis reaction temperature is greater than about -40°C, greater than about -20°C, greater than about 0°C, or greater than about 10°C. In certain embodiments, the metathesis reaction temperature is less than about 150°C, or less than about 120°C. In one embodiment, the metathesis reaction temperature is between about 10°C and about 120°C.

[00112] The metathesis reaction can be run under any desired pressure. Typically, it will be desirable to maintain a total pressure that is high enough to keep the cross-metathesis reagent in solution. Therefore, as the molecular weight of the cross-metathesis reagent increases, the lower pressure range typically decreases since the boiling point of the cross-metathesis reagent increases. The total pressure may be selected to be greater than about 0.1 atm (10 kPa), in some embodiments greater than about 0.3 atm (30 kPa), or greater than about 1 atm (100 kPa). Typically, the reaction pressure is no more than about 70 atm (7000 kPa), in some embodiments no more than about 30 atm (3000 kPa). A non-limiting exemplary pressure range for the metathesis reaction is from about 1 atm (100 kPa) to about 30 atm (3000 kPa).

[00113] While the invention as described may have modifications and alternative forms, various embodiments thereof have been described in detail. It should be understood, however, that the description herein of these various embodiments is not

intended to limit the invention, but on the contrary, the intention is to cover all modifications, equivalents, and alternatives falling within the spirit and scope of the invention as defined by the claims. Further, while the invention will also be described with reference to the following non-limiting examples, it will be understood, of course, that the invention is not limited thereto since modifications may be made by those skilled in the art, particularly in light of the foregoing teachings.

EXAMPLES

Example 1

[00114] A clean, dry, stainless steel jacketed 5-gal. Parr reactor vessel equipped with a dip tube, overhead stirrer, internal cooling/heated coils, temperature probe, sampling valve, and headspace gas release valve was purged with argon to 15 psig. Soybean oil (SBO, 2.5 kg, 2.9 mol, Costco, MWn = 864.4 g/mol, 85 weight % unsaturation as determined by GC, 1 hour argon sparged in 5-gal container) was added into the Parr reactor. The Parr reactor was sealed and the SBO was purged with argon for 2 hours while cooling to 10°C. After 2 hours, the reactor was vented until the internal pressure reached 10 psig. The dip tube valve on the reactor was connected to a 1-butene cylinder (Airgas, CP grade, 33 psig headspace pressure, >99 weight %) and re-pressurized to 15 psig of 1-butene. The reactor was vented again to 10 psig to remove residual argon in the headspace. The SBO was stirred at 350 rpm and 9-15°C under 18-28 psig 1-butene until 3 mol 1-butene per SBO olefin bond was transferred into the reactor (approximately 2.2 kg 1-butene over approximately 4-5 hours). A toluene solution of [1,3-Bis-(2,4,6-trimethylphenyl)-2-imidazolidinylidene]dichlororuthenium(3-methyl-2-butenylidene)(tricyclohexylphosphine) (C827, Materia) was prepared in Fischer-Porter pressure vessel by dissolving 130 mg catalyst in 30 grams of toluene as a catalyst carrier (10 mol ppm per olefin bond of SBO) and was added to the reactor via the reactor dip tube by pressurizing the headspace inside the Fischer-Porter vessel to 50-60 psig with argon. The Fischer-Porter vessel and dip tube were rinsed with an additional 30 g toluene. The reaction mixture was stirred for 2.0 hours at 60°C. The reaction mixture was allowed to cool to ambient temperature while the gases in the headspace were vented. After the pressure was released, the reaction mixture was transferred to a 3-neck round bottom flask containing 58 g bleaching clay (2 % w/w SBO, Pure Flow B80 CG) and a magnetic stir

bar. The reaction mixture was treated by stirring at 85°C under argon. After 2 hours, during which time any remaining 1-butene was allowed to vent, the reaction mixture was allowed to cool to 40°C and filtered through a fritted glass filter. An aliquot of the product mixture was found by gas chromatographic analysis (following transesterification with 1 % w/w NaOMe in methanol at 60°C) to contain approximately 22 weight % methyl 9-decenoate, approximately 16 weight % methyl 9-dodecenoate, approximately 3 weight % dimethyl 9-octadecenedioate, and approximately 3 weight % methyl 9-octadecenoate (by gc). These results compare favorably with the calculated yields at equilibrium of 23.4 wt% methyl 9-decenoate, 17.9 wt% methyl 9-dodecenoate, 3.7 wt% dimethyl 9-octadecenedioate, and 1.8 wt% methyl 9-octadecenoate.

Example 2

[00115] By the general procedures described in example 1, a reaction was performed using 1.73 kg SBO and 3 mol 1-butene/SBO double bond. An aliquot of the product mixture was found by gas chromatographic analysis following transesterification with 1 % w/w NaOMe in methanol at 60°C to contain approximately 24 weight % methyl 9-decenoate, approximately 18 weight % methyl 9-dodecenoate, approximately 2 weight % dimethyl 9-octadecenedioate, and approximately 2 weight % methyl 9-octadecenoate (as determined by gc).

Example 3

[00116] By the general procedures described in example 1, a reaction was performed using 1.75 kg SBO and 3 mol 1-butene/SBO double bond. An aliquot of the product mixture was found by gas chromatographic analysis following transesterification with 1 % w/w NaOMe in methanol at 60°C to contain approximately 24 weight % methyl 9-decenoate, approximately 17 weight % methyl 9-dodecenoate, approximately 3 weight % dimethyl 9-octadecenedioate, and approximately 2 weight % methyl 9-octadecenoate (as determined by gc).

Example 4

[00117] By the general procedures described in example 1, a reaction was performed using 2.2 kg SBO, 3 mol 1-butene/SBO double bond, and the 60 g of toluene used to transfer the catalyst was replaced with SBO. An aliquot of the product mixture was found by gas chromatographic analysis following transesterification with 1 % w/w

NaOMe in methanol at 60°C to contain approximately 25 weight % methyl 9-decenoate, approximately 18 weight % methyl 9-dodecenoate, approximately 3 weight % dimethyl 9-octadecenedioate, and approximately 1 weight % methyl 9-octadecenoate (as determined by gc).

Example 5

[00118] A 12-liter, 3-neck, glass round bottom flask that was equipped with a magnetic stir bar, heating mantle, and temperature controller was charged with 8.42 kg of the combined reaction products from examples 1-4. A cooling condenser with a vacuum inlet was attached to the middle neck of the flask and a receiving flask was connected to the condenser. Hydrocarbon olefins were removed from the reaction product by vacuum distillation over the follow range of conditions: 22 - 130°C pot temperature, 19 - 70°C distillation head temperature, and 2000 - 160 μ torr pressure. The weight of material remaining after the volatile hydrocarbons were removed was 5.34 kg. An aliquot of the non-volatile product mixture was found by gas chromatographic analysis following transesterification with 1 % w/w NaOMe in methanol at 60°C to contain approximately 32 weight % methyl 9-decenoate, approximately 23 weight % methyl 9-dodecenoate, approximately 4 weight % dimethyl 9-octadecenedioate, and approximately 5 weight % methyl 9-octadecenoate (as determined by gc).

Example 6

[00119] A 12-liter, 3-neck round bottom flask that was fitted with a magnetic stir bar, condenser, heating mantle, temperature probe, and gas adapter was charged with 4 liters of 1% w/w NaOMe in MeOH and 5.34 kg of the non-volatile product mixture produced in example 5. The resulting light yellow heterogeneous mixture was stirred at 60°C. After about an hour, the mixture turned a homogeneous orange color (detected pH = 11.) After a total reaction time of 2 hours, the mixture was cooled to ambient temperature and two layers were observed. The organic phase was washed twice with 3 L of 50 % (v/v) aqueous MeOH, separated, and neutralized by washing with glacial HOAc in MeOH (1 mol HOAc/mol NaOMe) to a detected pH of 6.5, yielding 5.03 kg.

Example 7

[00120] A glass, 12 L, 3-neck round bottom flask fitted with a magnetic stirrer, packed column, and temperature controller was charged with the methyl ester mixture (5.03 kg) produced in example 6 and placed in the heating mantle. The column attached to the flask was a 2-inch x 36-inch glass column containing 0.16" Pro-Pak™ stainless steel saddles. The distillation column was attached to a fractional distillation head to which a 1 L pre-weighed round bottom flask was fitted for collecting the distillation fractions. The distillation was carried out under vacuum at 100-120 μ torr. A reflux ratio of 1:3 was used for isolating both methyl 9-decenoate (9-DAME) and methyl 9-dodecenoate (9-DDAME). A reflux ratio of 1:3 referred to 1 drop collected for every 3 drops sent back to the distillation column. The samples collected during the distillation, the vacuum distillation conditions, and the 9-DAME and 9-DDAME content of the fractions, as determined by gc, are shown in Table 1. Combining fractions 2-7 yielded 1.46 kg methyl 9-decenoate with 99.7 % purity. After collecting fraction 16, 2.50 kg of material remained in the distillation pot: it was found by gc to contain approximately 14 weight % 9-DDAME, approximately 42 weight % methyl palmitate, and approximately 12 weight % methyl stearate.

34
Table 1

Distillation Fractions #	Head temp. (°C)	Pot temp. (°C)	Vacuum (μ torr)	Weight (g)	9-DAME (wt %)	9-DDAME (wt %)
1	40-47	104-106	110	6.8	80	0
2	45-46	106	110	32.4	99	0
3	47-48	105-110	120	223.6	99	0
4	49-50	110-112	120	283	99	0
5	50	106	110	555	99	0
6	50	108	110	264	99	0
7	50	112	110	171	99	0
8	51	114	110	76	97	1
9	65-70	126-128	110	87	47	23
10	74	130-131	110	64	0	75
11	75	133	110	52.3	0	74
12	76	135-136	110	38	0	79
13	76	136-138	100	52.4	0	90
14	76	138-139	100	25.5	0	85
15	76-77	140	110	123	0	98
16	78	140	100	426	0	100

Example 8

[00121] A reaction was performed by the general procedures described in example 1 with the following changes: 2.2 kg SBO, 7 mol propene/mol SBO double bond, and 200 mg [1,3-Bis-(2,4,6-trimethylphenyl)-2-imidazolidinylidene]dichlororuthenium(benzylidene)(tricyclohexyl-phosphine) [C848 catalyst, Materia Inc., Pasadena, California, USA, 90 ppm (w/w) vs. SBO] at a reaction temperature of 40°C were used. The catalyst removal step using bleaching clay also was replaced by the following: after venting excess propene, the reaction mixture was transferred into a 3-neck round bottom flask to which tris(hydroxymethyl)phosphine (THMP, 1.0 M in isopropanol, 50 mol THMP/mol C848) was added. The resulting hazy yellow mixture was stirred for 20 hours at 60°C, transferred to a 6-L separatory funnel and extracted with 2 \times 2.5 L deionized H₂O. The organic layer was separated and dried over anhydrous Na₂SO₄ for 4 hours, then filtered through a fritted glass filter containing a bed of silica gel.

Example 9

[00122] A reaction was performed by the general procedures described in example 8, except that 3.6 kg SBO and 320 mg C848 catalyst were used. Following catalyst removal, the reaction product from example 9 was combined with that from example 8, yielding 5.12 kg of material. An aliquot of the combined product mixture was found by gas chromatographic analysis following transesterification with 1 % w/w NaOMe in methanol at 60°C to contain approximately 34 weight % methyl 9-decenoate, approximately 13 weight % methyl 9-undecenoate, < 1 weight % dimethyl 9-octadecenedioate, and < 1 weight % methyl 9-octadecenoate (as determined by gc).

[00123] Hydrocarbon olefins were removed from the 5.12 kg of combined reaction product described above by vacuum distillation by the general procedure described in example 5. The weight of material remaining after the volatile olefins were removed was 4.0 kg. An aliquot of the non-volatile product mixture was found by gas chromatographic analysis following transesterification with 1 % w/w NaOMe in methanol at 60°C to contain approximately 46 weight % methyl 9-decenoate, approximately 18 weight % methyl 9-undecenoate, approximately 2 weight % dimethyl 9-octadecenedioate, and approximately 1 weight % methyl 9-octadecenoate (as determined by gc).

Example 10

[00124] Two reactions were performed by the general procedures described in example 8, except that for each reaction, 3.1 kg SBO and 280 mg C848 catalyst were used. Following catalyst removal, the reaction products from the two preparations were combined, yielding 5.28 kg of material. An aliquot of the combined product mixture was found by gas chromatographic analysis following transesterification with 1 % w/w NaOMe in methanol at 60°C to contain approximately 40 weight % methyl 9-decenoate, approximately 13 weight % methyl 9-undecenoate, approximately 2 weight % dimethyl 9-octadecenedioate, and approximately 1 weight % methyl 9-octadecenoate (as determined by gc).

[00125] Hydrocarbon olefins were removed from the 5.28 kg of combined reaction product by vacuum distillation by the general procedure described in example 5. The weight of material remaining after the volatile olefins were removed was 4.02 kg. An aliquot of the non-volatile product mixture was found by gas chromatographic analysis following transesterification with 1 % w/w NaOMe in methanol at 60°C to contain

approximately 49 weight % methyl 9-decenoate, approximately 16 weight % methyl 9-undecenoate, approximately 2 weight % dimethyl 9-octadecenedioate, and approximately 3 weight % methyl 9-octadecenoate (as determined by gc).

Example 11

[00126] By the general procedures described in example 10, two metathesis reactions were performed using SBO, 7 mol cis-2-butene/mol SBO double bond, and 220 mg C848 catalyst/kg SBO. Following catalyst removal, the reaction products from the two preparations were combined, yielding 12.2 kg of material. An aliquot of the combined product mixture was found by gas chromatographic analysis following transesterification with 1 % w/w NaOMe in methanol at 60°C to contain approximately 49 weight % methyl 9-undecenoate, approximately 2 weight % dimethyl 9-octadecenedioate, and approximately 1 weight % methyl 9-octadecenoate (as determined by gc).

[00127] Hydrocarbon olefins were removed from the 12.2 kg of combined reaction product by vacuum distillation by the general procedure described in example 5. The weight of material remaining after the volatile olefins were removed was 7.0 kg. An aliquot of the non-volatile product mixture was found by gas chromatographic analysis following transesterification with 1 % w/w NaOMe in methanol at 60°C to contain approximately 57 weight % methyl 9-undecenoate, approximately 4 weight % dimethyl 9-octadecenedioate, and approximately 2 weight % methyl 9-octadecenoate (as determined by gc).

Example 12

[00128] By the general procedures described in example 1, approximately 7 kg of cross metathesis product was produced by reacting SBO with 3 mol 1-butene/mol SBO double bond using 43 mg C827 catalyst/kg SBO, following catalyst removal with THMP. An initial 2.09 kg portion of the metathesis product was hydrogenated at 136°C and 400 psig H₂ until hydrogen uptake ceased in a one gallon batch autoclave using 105 g of Johnson-Matthey A-7000 Sponge Metal™ catalyst. The resulting mixture was filtered warm (22-55°C), yielding 1.40 kg filtrate and 350 g of a mixture consisting of the catalyst and the hydrogenated product. The entirety of the catalyst-containing mixture was returned to the one gallon reactor along with a second 2.18 kg portion of the

metathesis product and a second hydrogenation reaction was similarly carried out until hydrogen uptake ceased. The catalyst was allowed to settle and the majority of the organic product was decanted and filtered, yielding 1.99 kg filtrate and 380 g catalyst-hydrogenated product mixture. The remaining approximately 3 kg of metathesis product was hydrogenated in two additional batch reactions that in like manner were carried out using the catalyst from the previous reaction, yielding 1.65 kg and 1.28 kg of hydrogenated product, respectively. The total weight of hydrogenated product that was isolated after filtration was 6.32 kg. Aliquots of the hydrogenated product were found by gas chromatographic analysis to contain approximately 30 weight % C₆-C₁₈ n-paraffins and approximately 70 weight % triglycerides. The relative distribution of the C₈-C₁₈ n-paraffins contained in the hydrogenated product compares well with the calculated distribution of olefins by carbon number: observed (calculated) 2.3 (0.6) weight % C₈, 35.6 (36.2) weight % C₉, 30.0 (27.6) weight % C₁₀, 0.6 (0.1) weight % C₁₁, 22.2 (23.6) weight % C₁₂, 3.4 (3.7) weight % C₁₃, 0.1 (0.0) weight % C₁₄, 4.4 (6.3) weight % C₁₅, 0.4 (0.4) weight % C₁₆, 0.1 (0.0) weight % C₁₇, and 1.0 (1.6) weight % C₁₈.

[00129] The paraffin components were separated by wiped film evaporation from a 4.84 kg aliquot of the hydrogenated paraffin/triglyceride product. An initial wiped film evaporation was carried out at 75°C, 100 torr, 300 rpm, and condensation temperature of 15°C using a feed rate of 300 g/h and yielded a condensate that was subjected to a second wiped film evaporation at 125°C, 90 torr, 300 rpm, and condensation temperature of 10°C to remove the lighter alkanes. The resultant residual liquid was found by gas chromatography to contain the following distribution of n-alkanes: 17.5 weight % C₇, 1.7 weight % C₈, 31.0 weight % C₉, 28.3 weight % C₁₀, 0.6 weight % C₁₁, 17.4 weight % C₁₂, 2.1 weight % C₁₃, 0.1 weight % C₁₄, 1.2 weight % C₁₅, 0.1 weight % C₁₆, 0.0 weight % C₁₇, and 0.1 weight % C₁₈. The material was found to have a heat of combustion of 43.86 MJ/kg (ASTM D3338), less than 1 mg/kg sulfur (ASTM D5453), density of 0.7247 (ASTM D4052), and a final boiling point of 232.3 °C (ASTM D86), indicating the majority of this material would be suitable as a blend stock in a fuel application such as diesel or jet fuel.

Example 13

[00130] An oligomerization reaction of 1-olefin/1,4-diene (92 wt% 1-decene, 4.5 wt% 1,4-decadiene, 2 wt% 1,4-undecadiene) that was produced from the cross metathesis of palm oil with 1-octene was performed on a 550 g scale using 1.1 mol% ethyl aluminum dichloride (1M solution in hexane)/1.1 mol% tert-butyl chloride for 3 hours at 10 °C. The reaction mixture was quenched with water and 1M sodium hydroxide solution and stirred until it became colorless. Hexane (300 ml) was added and mixture was transferred to a separatory funnel. The organic layer was washed with water and brine, and then concentrated on a rotary evaporator to remove the hexane. The oligomeric mixture was devolatilized via short path vacuum distillation (100°C and 5 Torr) and the product distribution was determined to be 97% mixture oligomers by GC/MS. The dynamic viscosity (Brookfield, #34 spindle, 100 rpm, 22°C) of the sample is 540 cps. The kinematic viscosity for the sample at 40°C is 232 cSt.

[00131] The aforementioned examples utilized the following analytical methods described below:

[00132] Volatile products were analyzed by gas chromatography and flame ionization detector (FID). Alkene analyses were performed using an Agilent 6890 instrument and the following conditions:

Column: Restek Rtx-5, 30m x 0.25mm (ID) x 0.25µm film thickness
Injector temperature: 250°C
Detector temperature: 280°C
Oven temperature: 35°C starting temperature, 4 minute hold time, ramp rate 12°C/min to 260°C, 8 minute hold time
Carrier gas: Helium
Mean gas velocity: 31.3 ± 3.5% cm/sec (calculated)
Split ratio: ~50:1

[00133] The products were characterized by comparing peaks with known standards, in conjunction with supporting data from mass spectrum analysis (GCMS-Agilent 5973N). GCMS analysis was accomplished with a second Rtx-5, 30m x 0.25mm (ID) x 0.25µm film thickness GC column, using the same method as above.

Alkane analyses were performed using an Agilent 6850 instrument and the following conditions:

Column: Restek Rtx-65, 30m x 0.32mm (ID) x 0.1µm film thickness
Injector temperature: 250°C
Detector temperature: 350°C
Oven temperature: 55°C starting temperature, 5 minute hold time, ramp rate
20°C/min to 350°C, 10 minute hold time
Carrier gas: Hydrogen
Flow rate: 1.0 mL/min
Split ratio: 40:1

[00134] The products were characterized by comparing peaks with known standards. Fatty acid methyl ester (FAME) analyses were performed using an Agilent 6850 instrument and the following conditions:

Column: J&W Scientific, DB-Wax, 30m x 0.32mm (ID) x 0.5µm film thickness
Injector temperature: 250°C
Detector temperature: 300°C
Oven temperature: 70°C starting temperature, 1 minute hold time, ramp rate
20°C/min to 180°C, ramp rate 3°C/min to 220°C, 10 minute
hold time
Carrier gas: Hydrogen
Flow rate: 1.0 mL/min

[00135] The examples above collectively demonstrate the major steps described in the process schemes, showing the production of olefins, paraffins, metathesized triglycerides, unsaturated fatty acid esters and acids, and diacid compounds from natural oils that are useful as chemicals, solvents and fuels blending stocks.

CLAIMS:

1. A method of refining a natural oil, comprising:

providing (a) a feedstock comprising natural oil glycerides, and (b) low-molecular-weight olefins comprising 1-butene;

- 5 cross-metathesizing the natural oil glycerides with the low-molecular-weight olefins in a metathesis reactor in the presence of a metathesis catalyst to form a metathesized product comprising olefins and esters;

separating olefins in the metathesized product from esters in the metathesized product to form a separated olefin stream, wherein the separated olefin
10 stream comprises C₂-C₆ olefins; and

recycling C₂-C₆ olefins in the separated olefin stream to the metathesis reactor.

2. The method of claim 1, further comprising transesterifying the esters in the metathesized product in the presence of an alcohol to form a transesterified
15 product.

3. The method of claim 2, further comprising:

separating glycerin from the transesterified product through a liquid-liquid separation;

after separating the glycerin, washing the transesterified product with
20 water to further remove the glycerin; and

after the washing, drying the transesterified product to separate the water from the transesterified product.

4. The method of claim 3, further comprising distilling the transesterified product to separate at least one specialty chemical selected from the group

consisting of: 9-decenoic acid ester, 9-undecenoic acid ester, and 9-dodecenoic acid ester, individually or in combinations thereof.

5. The method of claim 4, further comprising hydrolyzing the at least one specialty chemical, thereby forming at least one acid selected from the group consisting of: 9-decenoic acid, 9-undecenoic acid, and 9-dodecenoic acid, individually or in combinations thereof.
6. The method of claim 5, wherein the hydrolyzing step further yields alkali metal salts or alkaline earth metal salts, individually or in combinations thereof, of the at least one acid.
- 10 7. The method of claim 2, further comprising reacting the transesterified product with itself to form a dimer.
8. The method of any one of claims 1 to 7, further comprising treating the feedstock, prior to reacting the feedstock in the presence of a metathesis catalyst, under conditions sufficient to diminish catalyst poisons in the feedstock.
- 15 9. The method of claim 8, wherein the feedstock is chemically treated through a chemical reaction to diminish the catalyst poisons.
10. The method of claim 8, wherein the feedstock is heated to a temperature greater than 100°C in the absence of oxygen and held at the temperature for a time sufficient to diminish the catalyst poisons.
- 20 11. The method of any one of claims 1 to 5, further comprising separating the metathesis catalyst from the olefins and esters with a water soluble phosphine reagent.
12. The method of any one of claims 1 to 6, wherein the metathesis catalyst is dissolved in a solvent.
- 25 13. The method of claim 12, wherein the solvent is toluene.

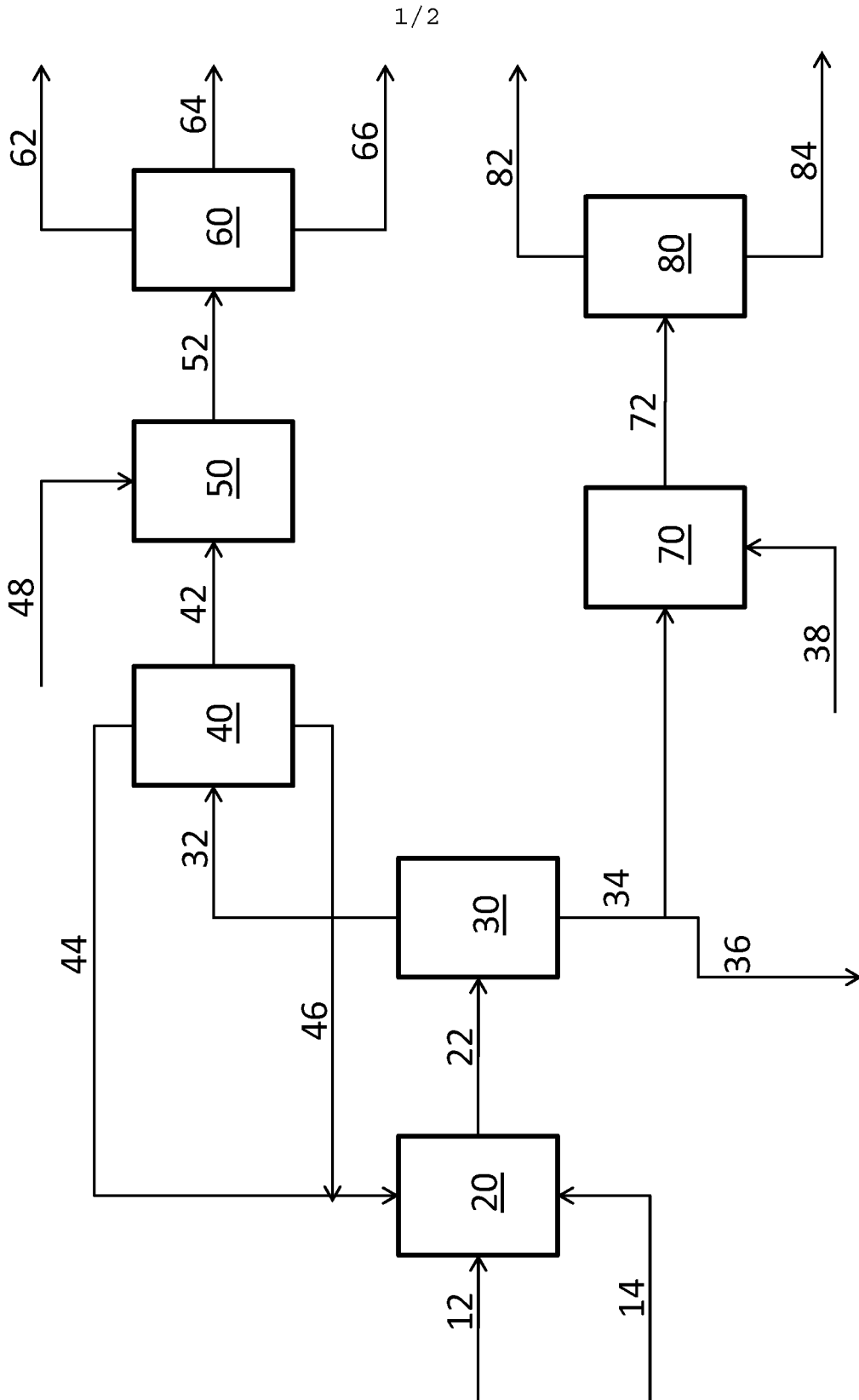


FIGURE 1

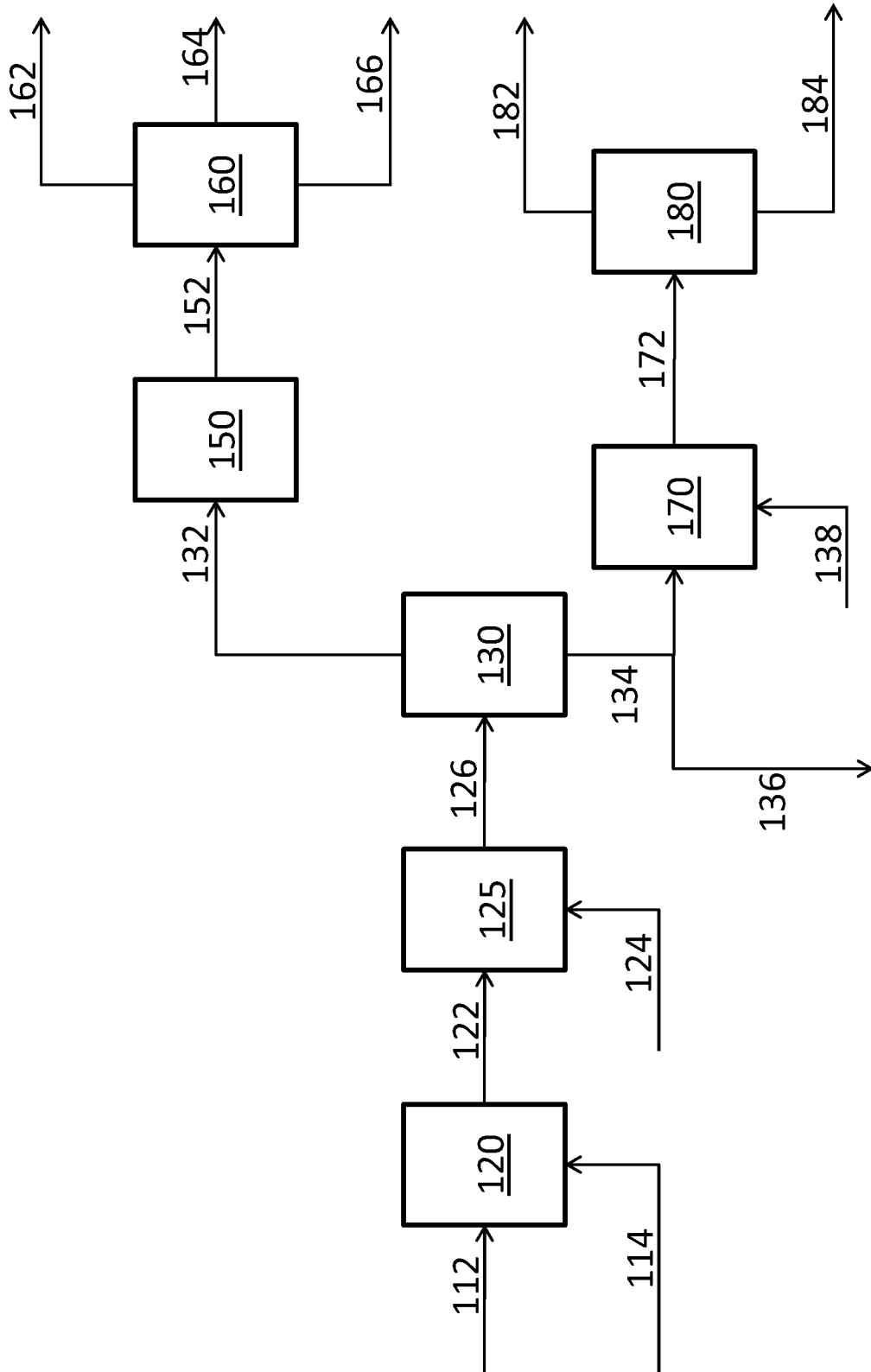


FIGURE 2