



US00D341820S

# United States Patent [19]

[11] Patent Number: **Des. 341,820**

Itoh

[45] Date of Patent: **\*\* Nov. 30, 1993**

[54] **HEAT DISSIPATING DEVICE FOR A SEMICONDUCTOR PACKAGE**

4,942,497 7/1990 Mine et al. .... 174/16.3 X  
5,113,315 5/1992 Capp et al. .... 174/16.3 X

[75] Inventor: **Satomi Itoh, Hyogo, Japan**

*Primary Examiner*—Wallace R. Burke  
*Assistant Examiner*—Joel Sincavage  
*Attorney, Agent, or Firm*—W. G. Fasse; D. H. Kane, Jr.

[73] Assignee: **Itoh Research & Development Laboratory Co., Ltd., Osaka, Japan**

[\*\*] Term: **14 Years**

### [57] CLAIM

[21] Appl. No.: **933,504**

The ornamental design for a heat dissipating device for a semiconductor package, as shown and described.

[22] Filed: **Aug. 21, 1992**

### DESCRIPTION

### [30] Foreign Application Priority Data

Mar. 4, 1992 [JP] Japan ..... 4-6201

[52] U.S. Cl. .... **D13/179**

[58] Field of Search ..... D13/179, 182; 437/902; 165/104.33; 257/720; 174/15.2, 16.3; 361/386

FIG. 1 is a front view of an embodiment of the heat dissipating device;

FIG. 2 is a top plan view thereof;

FIG. 3 is a bottom plan view thereof;

FIG. 4 is a right side view thereof;

FIG. 5 is a perspective view thereof;

FIG. 6 is a sectional view taken along section line 6—6 in FIG. 2;

FIG. 7 is a sectional view taken along section line 7—7 in FIG. 2; and,

FIG. 8 is a view of the heat dissipating device shown in FIG. 1 attached to a semiconductor package, the latter being shown by broken lines only as it does not form any part of the claimed design.

### [56] References Cited

#### U.S. PATENT DOCUMENTS

4,079,410 3/1978 Schierz ..... 174/16.3 X  
4,268,850 5/1981 Lazarek et al. .... 174/16.3 X  
4,494,171 1/1985 Bland et al. .... 361/386  
4,546,405 10/1985 Hultmark et al. .... 174/16.3 X




FIG. 1

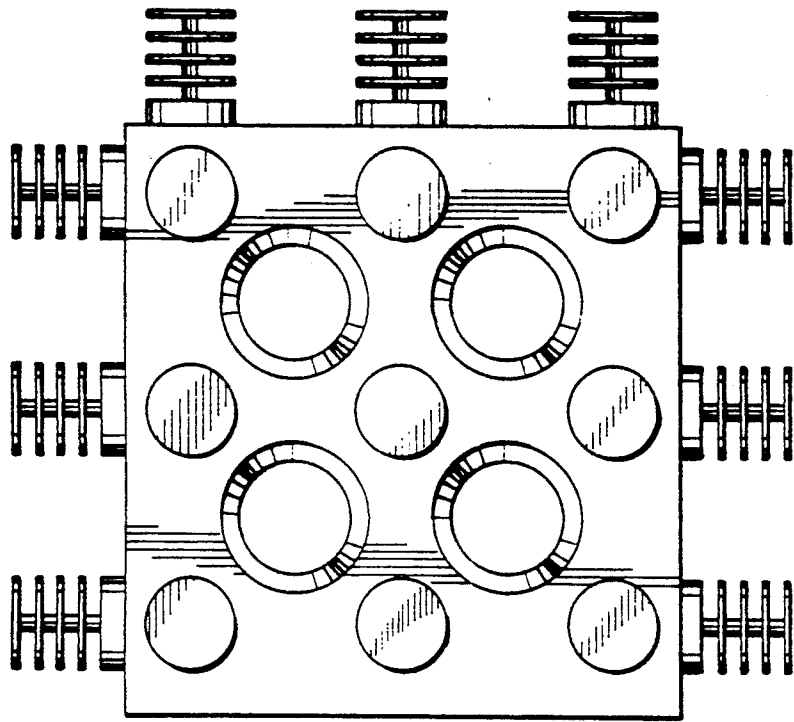


FIG. 4

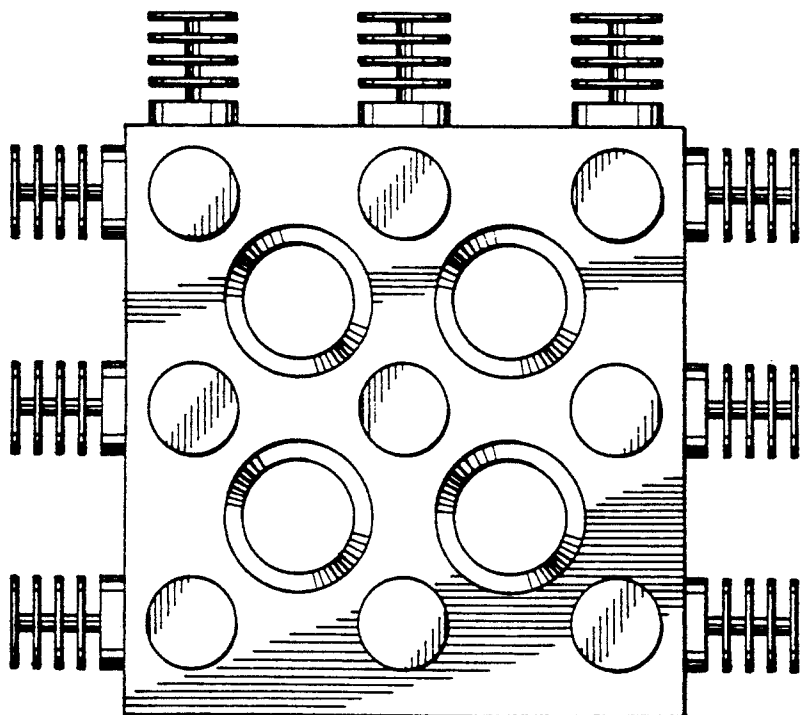


FIG. 2

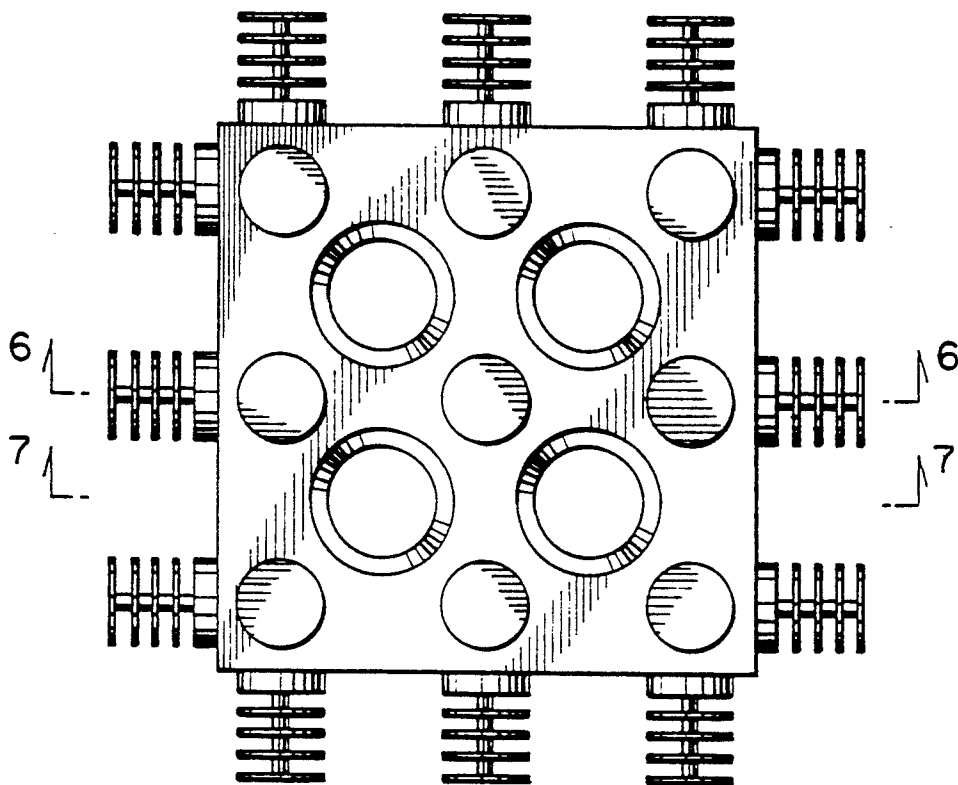


FIG. 3

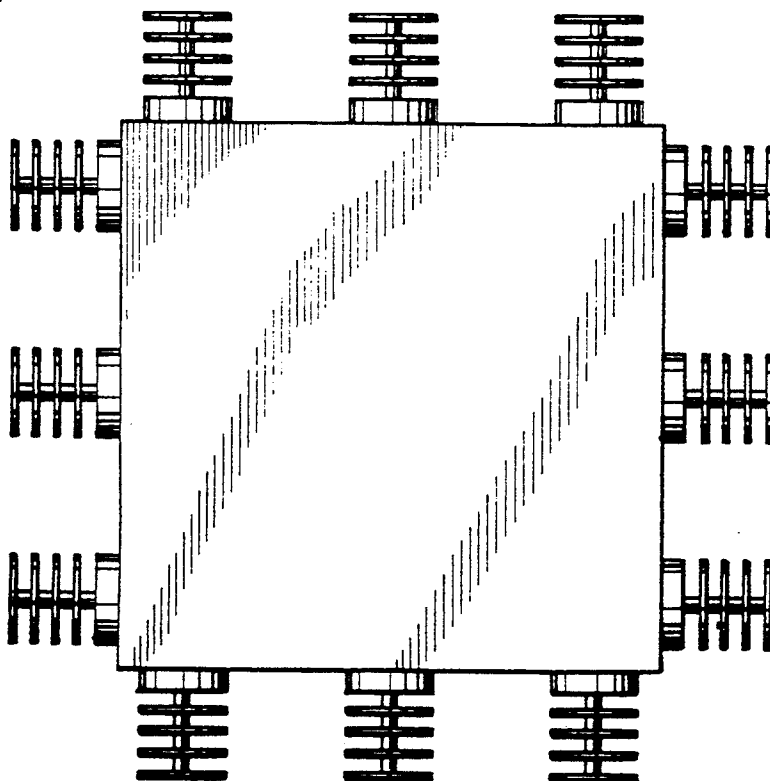


FIG. 5




FIG. 6

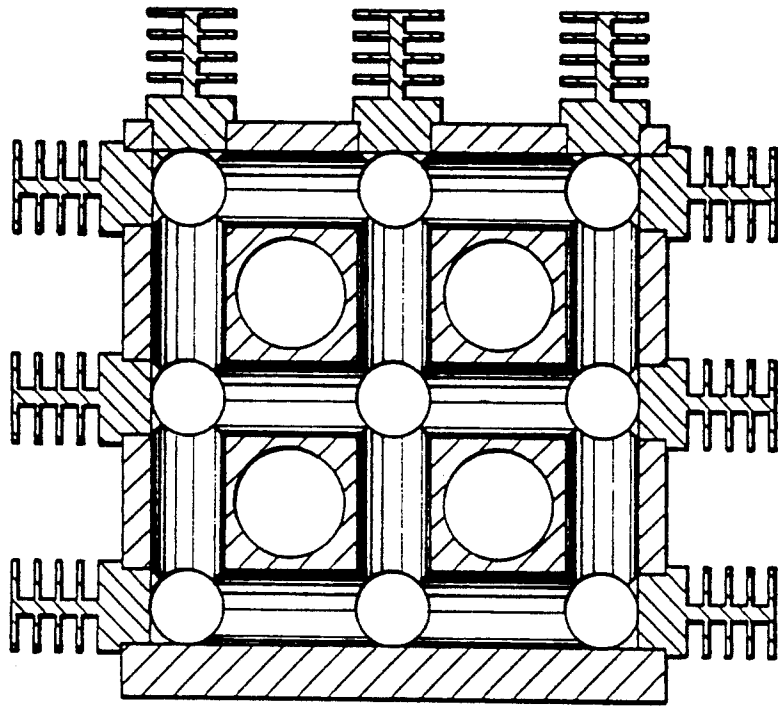


FIG. 7

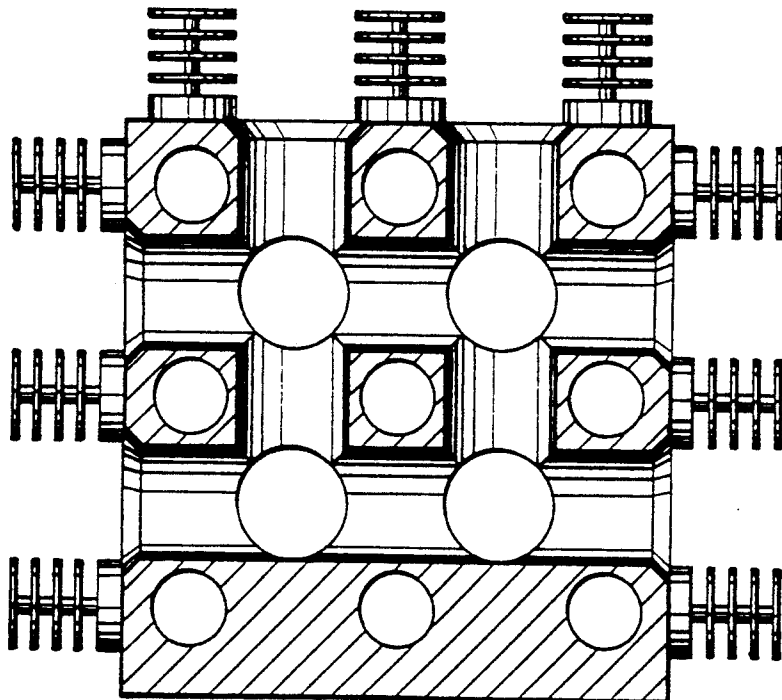


FIG. 8

