



US00D993440S

(12) **United States Design Patent**
Cai

(10) **Patent No.:** **US D993,440 S**

(45) **Date of Patent:** **** Jul. 25, 2023**

(54) **VIBRATION MASSAGER**

(71) Applicant: **Dongguan Jindouyun Silicone Electronics Co., Ltd., Dongguan (CN)**

(72) Inventor: **XueFei Cai, Dongguan (CN)**

(**) Term: **15 Years**

(21) Appl. No.: **29/855,993**

(22) Filed: **Oct. 10, 2022**

Related U.S. Application Data

(63) Continuation-in-part of application No. 29/854,933, filed on Sep. 29, 2022, now Pat. No. Des. 975,872.

(51) **LOC (14) Cl.** **24-01**

(52) **U.S. Cl.**
USPC **D24/215**

(58) **Field of Classification Search**
USPC D24/141, 200, 211, 212, 213, 214, 215
CPC A61H 19/44; A61H 19/00; A61H 19/34;
A61H 19/40; A61H 19/50; A61H 19/30;
A61H 2205/087
See application file for complete search history.

(56) **References Cited**

U.S. PATENT DOCUMENTS

D681,219 S *	4/2013	Chen	D24/215
D681,223 S *	4/2013	Chen	D24/215
D685,918 S *	7/2013	Chen	D24/215
D693,936 S *	11/2013	Chen	D24/215
D771,830 S *	11/2016	Sedic	D24/215
D796,054 S *	8/2017	Chen	D24/215
D796,055 S *	8/2017	Chen	D24/215

D818,603 S *	5/2018	Marshall	D24/215
D854,181 S *	7/2019	Wei	D24/215
D874,674 S *	2/2020	Cheung	D24/215
D882,813 S *	4/2020	Lee	D24/215
D885,600 S *	5/2020	Lee	D24/215
D905,264 S *	12/2020	Tsang	D24/215
D925,757 S *	7/2021	Zhou	D24/215
D975,872 S *	1/2023	Cai	D24/215
D983,989 S *	4/2023	Guo	D24/215

* cited by examiner

Primary Examiner — Michael A Maharajh
(74) *Attorney, Agent, or Firm* — Daniel M. Cohn;
Howard M. Cohn

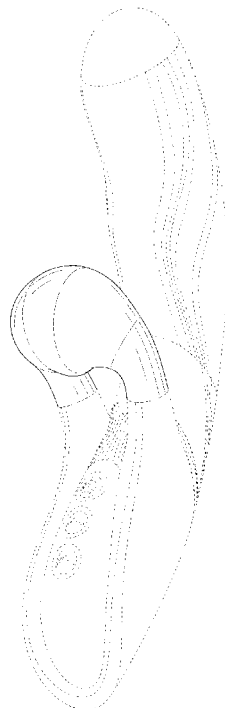
(57) **CLAIM**

The ornamental design for a vibration massager, as shown and described.

DESCRIPTION

FIG. 1 is a perspective view of a vibration massager showing my new design;
FIG. 2 is another perspective view thereof;
FIG. 3 is a front elevational view thereof;
FIG. 4 is a rear elevational view thereof;
FIG. 5 is a left side elevational view thereof;
FIG. 6 is a right side elevational view thereof;
FIG. 7 is a top plan view thereof; and,
FIG. 8 is a bottom plan view thereof.
The dash-dash broken lines in the drawings depict portions of the vibration massager that form no part of the claimed design.

1 Claim, 8 Drawing Sheets



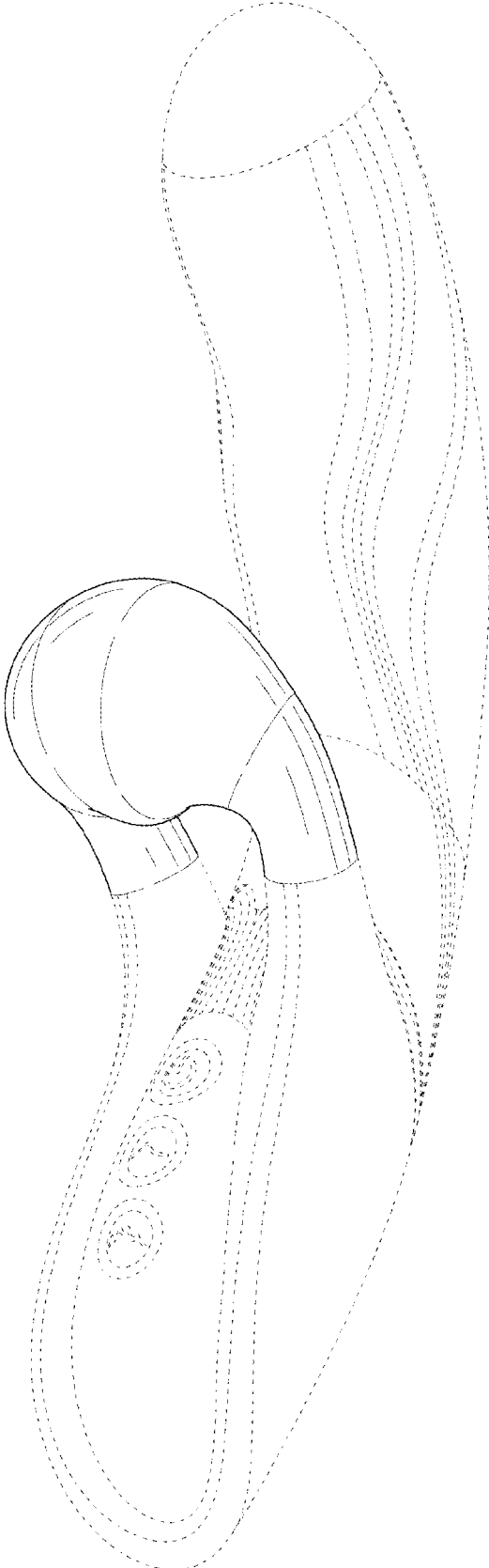


FIG. 1

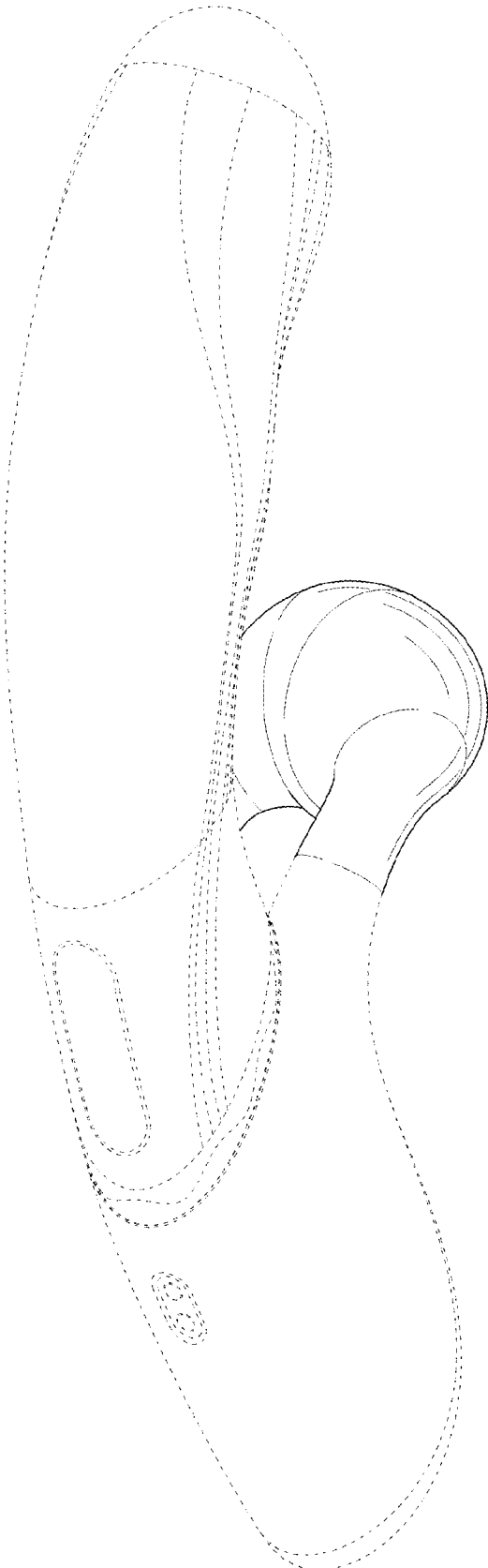


FIG. 2

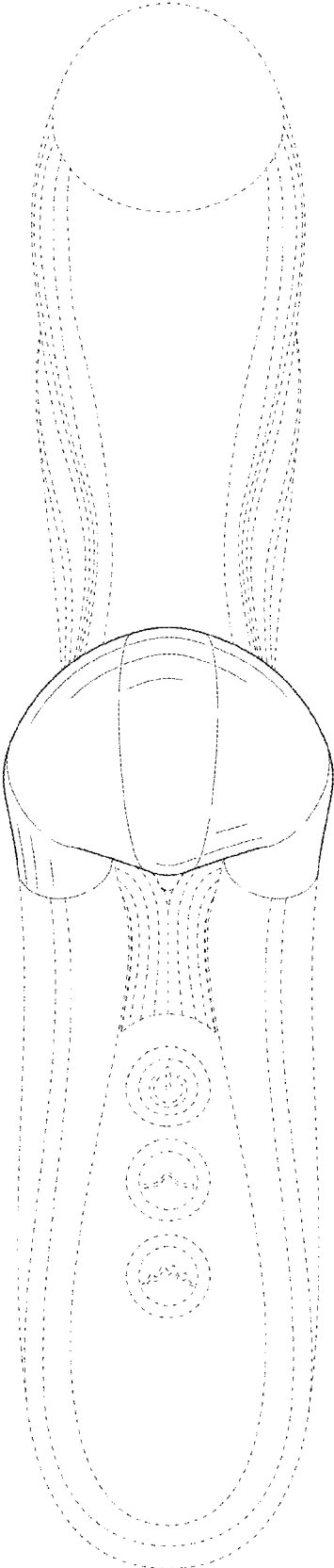


FIG. 3

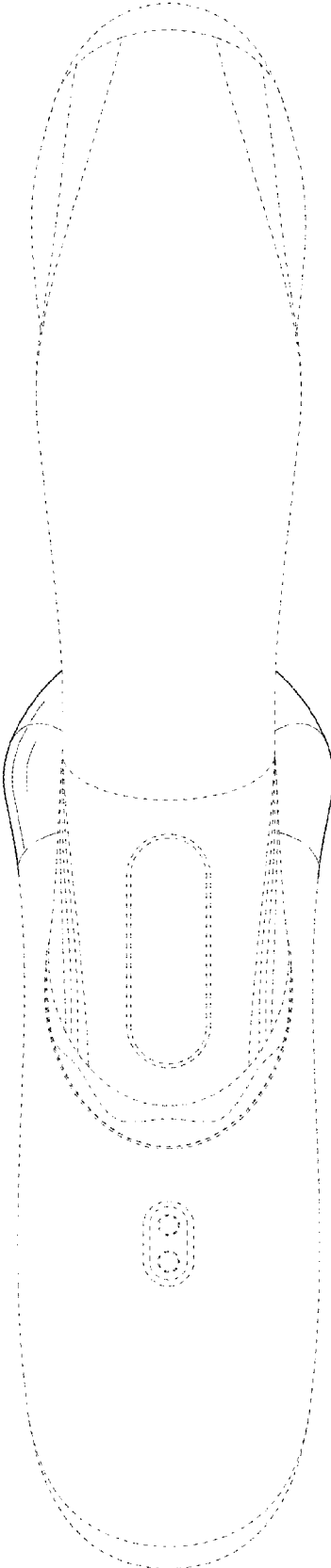


FIG. 4

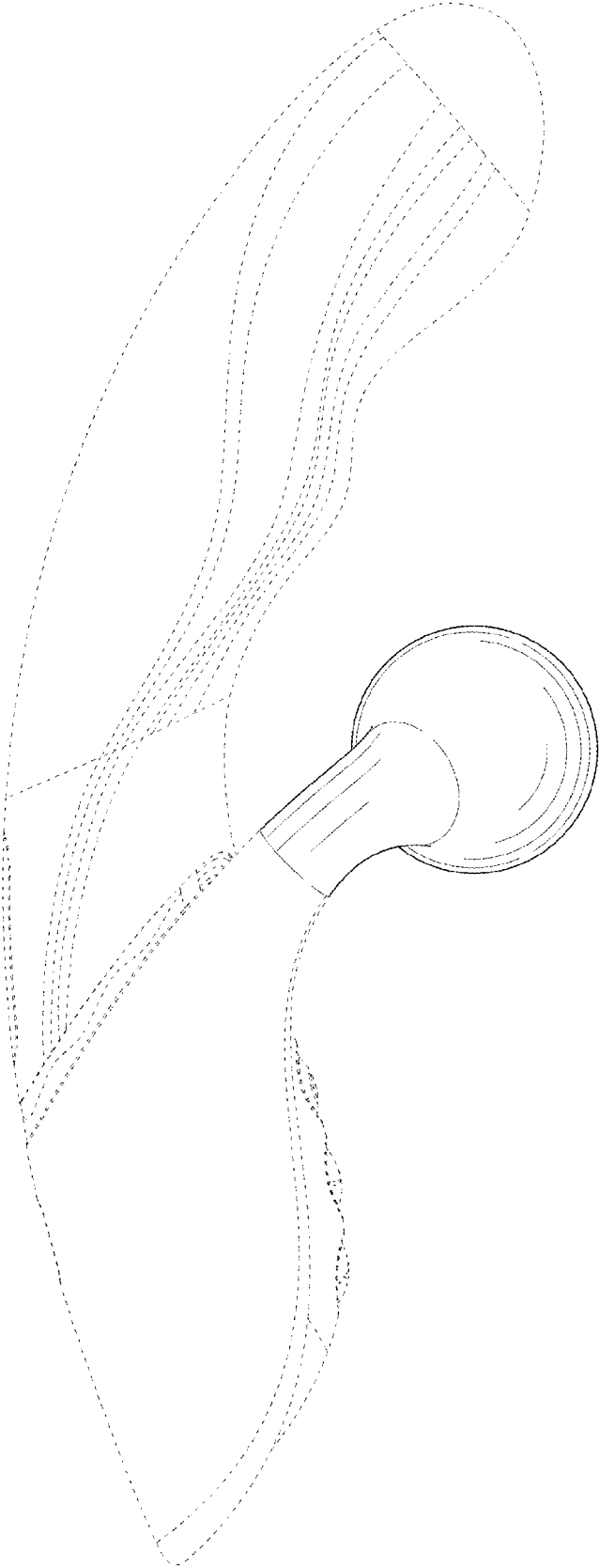


FIG. 5

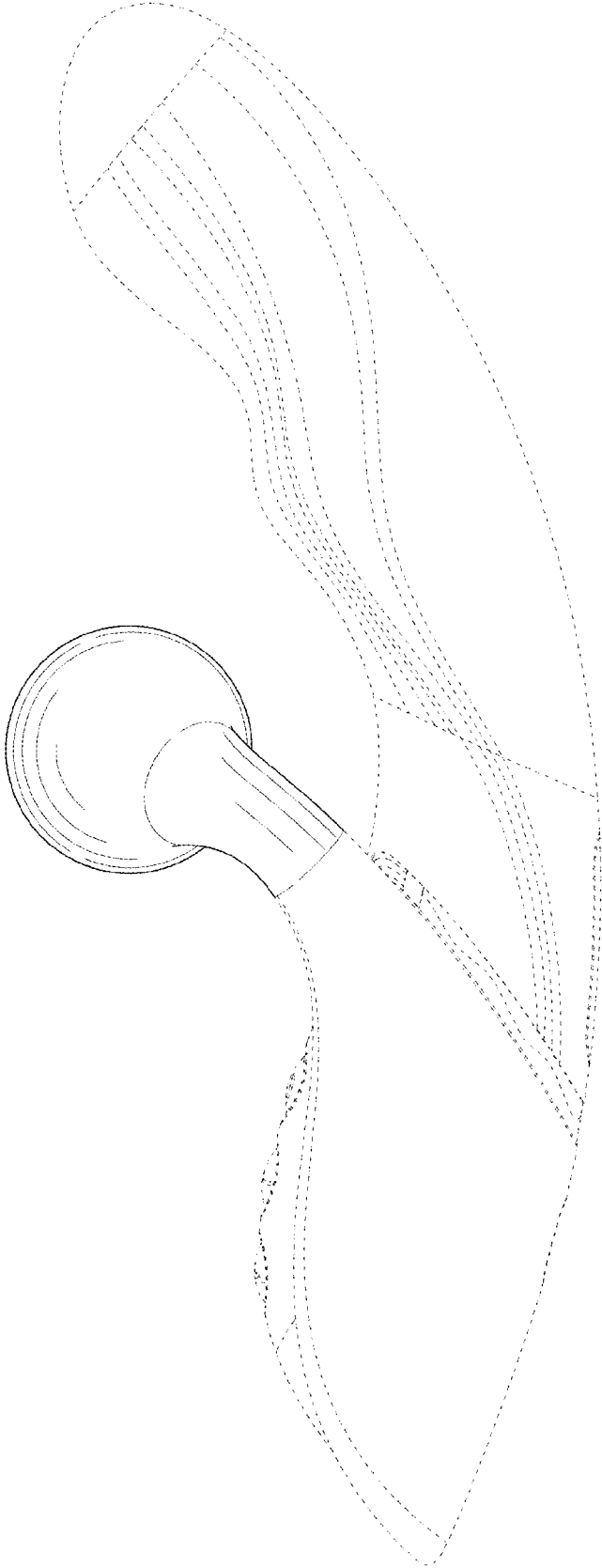


FIG. 6

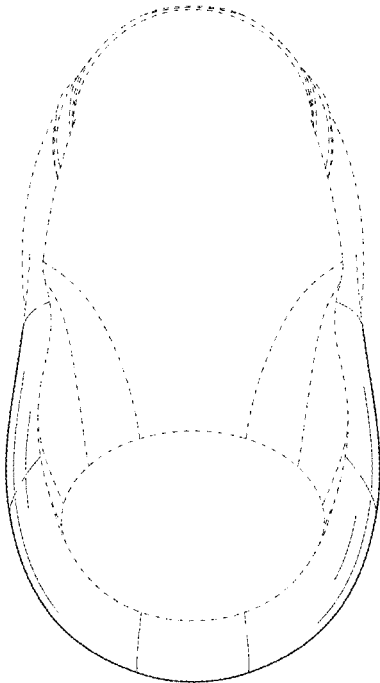


FIG. 7

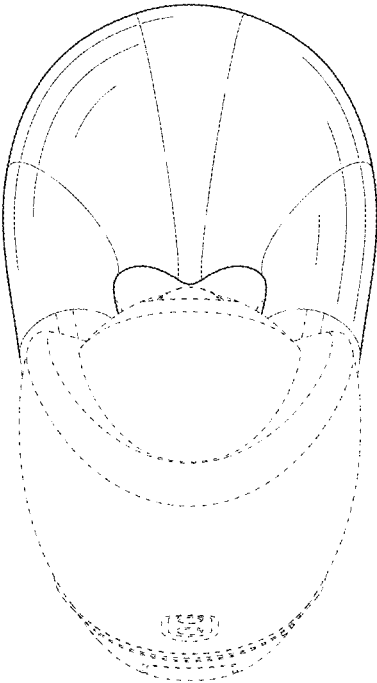


FIG. 8