



US00D545264S

(12) **United States Design Patent**
Takahashi et al.

(10) **Patent No.:** **US D545,264 S**

(45) **Date of Patent:** **** Jun. 26, 2007**

(54) **AUTOMOBILE TIRE**

FOREIGN PATENT DOCUMENTS

(75) Inventors: **Toshihiko Takahashi**, Osaka (JP);
Asuka Nakamura, Osaka (JP)

JP D1213097 8/2004
JP D1237229 4/2005

(73) Assignee: **Toyo Tire & Rubber Co., Ltd.**, Osaka (JP)

OTHER PUBLICATIONS

(**) Term: **14 Years**

Kumho Ecsta KH 11 Tire, 2005 Tread Design Guide, Jan. 2005, p. 31. 1/3.*
Kumho I'zen XW KW17 Tire, 2005 Tread Design Guide, Jan. 2005, p. 31. 3/5.*

(21) Appl. No.: **29/251,318**

* cited by examiner

(22) Filed: **Jan. 5, 2006**

Primary Examiner—Robert M. Spear

(30) **Foreign Application Priority Data**

(74) *Attorney, Agent, or Firm*—Jordan and Hamburg LLP

Jul. 5, 2005 (JP) 2005-019525

(57) **CLAIM**

(51) **LOC (8) Cl.** **12-15**

The ornamental design for an automobile tire, as shown and described.

(52) **U.S. Cl.** **D12/532; D12/521**

(58) **Field of Classification Search** D12/505,
D12/507, 508, 512, 514, 515, 516, 517, 518,
D12/519, 521, 522, 523, 524, 526, 527, 528,
D12/529, 530, 531, 532; 152/509.1, 209.8,
152/455

DESCRIPTION

See application file for complete search history.

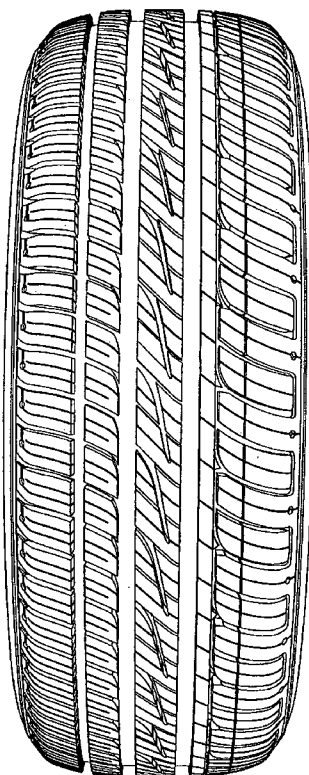
FIG. 1 is a front view;
FIG. 2 is a rear view;
FIG. 3 is a left-side view;
FIG. 4 is a right-side view;
FIG. 5 is a perspective view; and,
FIG. 6 is an enlargement of a portion of the front view.

(56) **References Cited**

U.S. PATENT DOCUMENTS

D382,524 S * 8/1997 Ratliff, Jr. D12/514
D476,946 S * 7/2003 Lee et al. D12/524
D526,270 S * 8/2006 Miyasaka D12/532

1 Claim, 6 Drawing Sheets



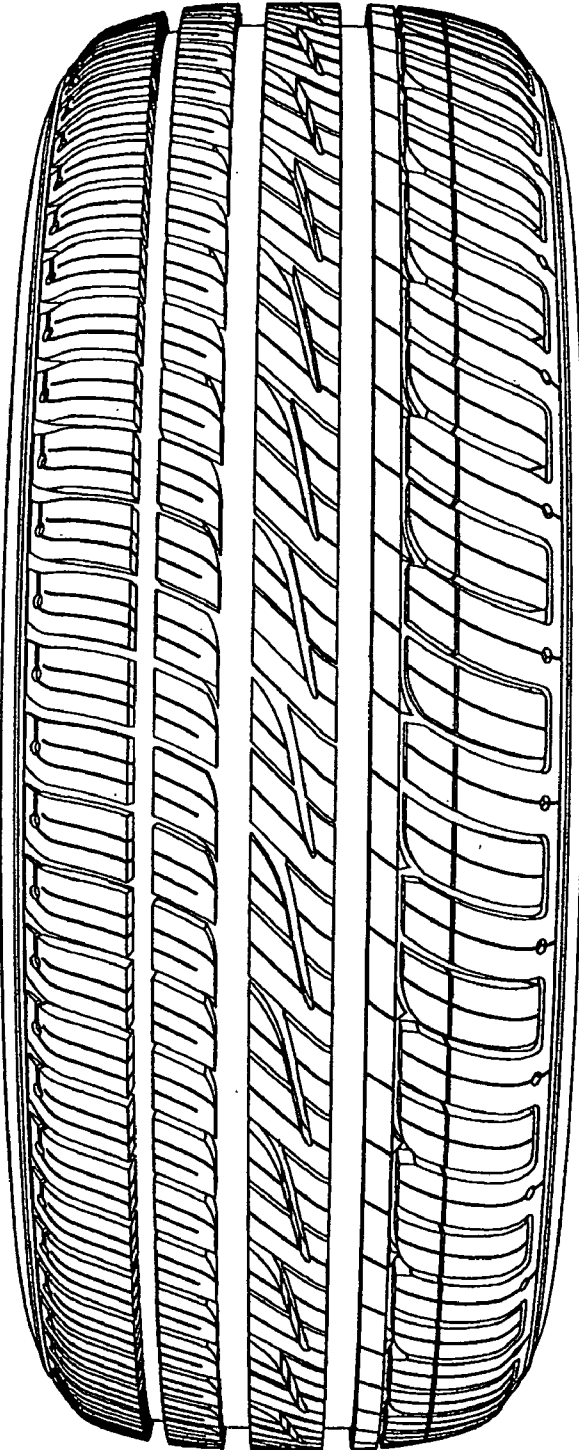


FIG. 1

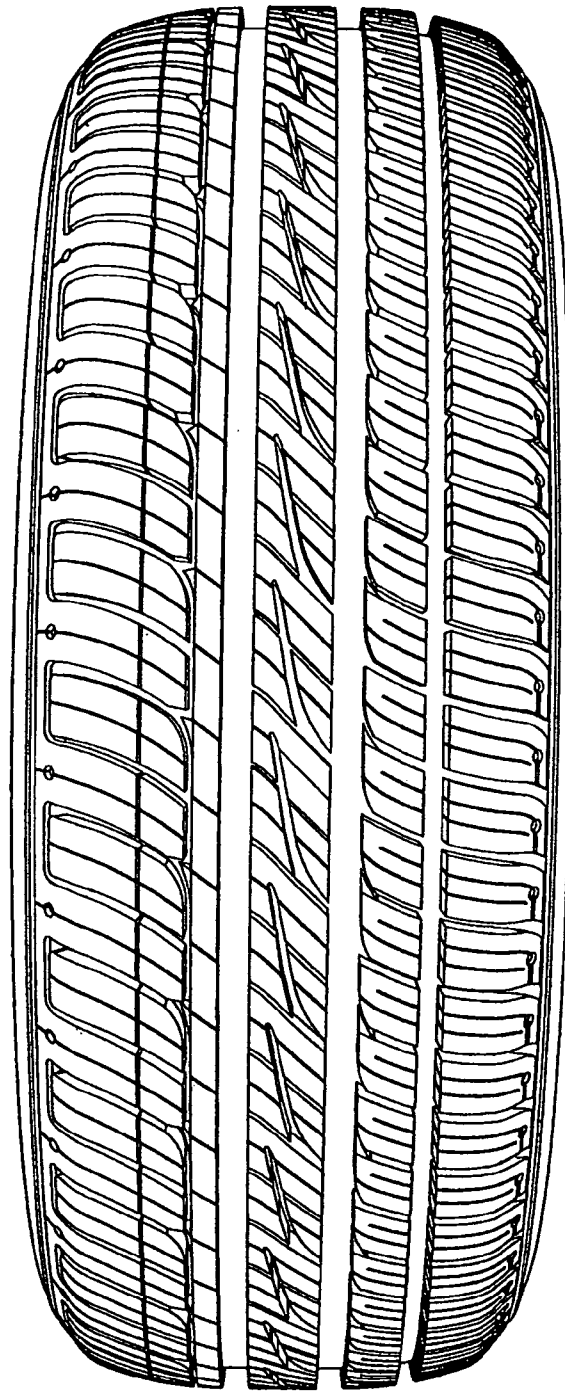


FIG. 2

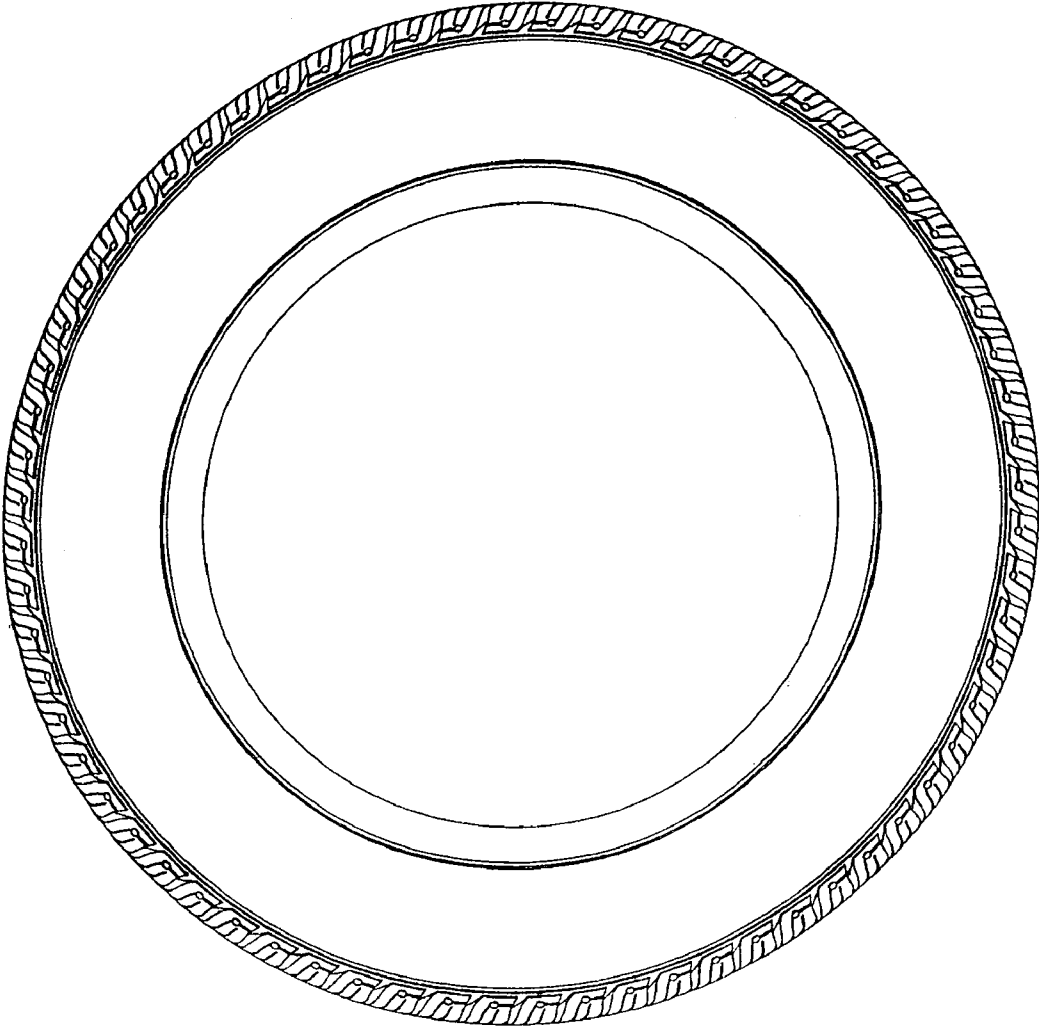


FIG.3




FIG.4

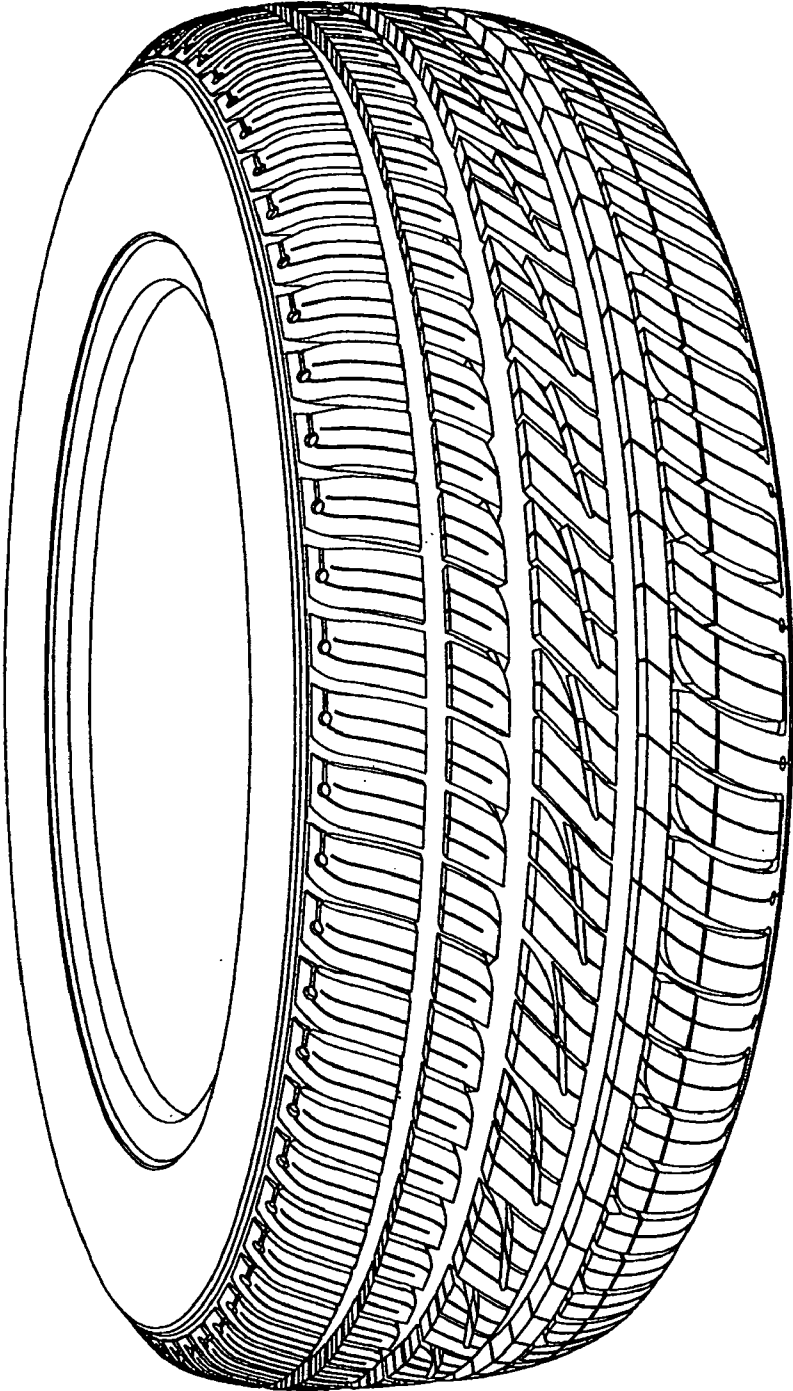


FIG.5

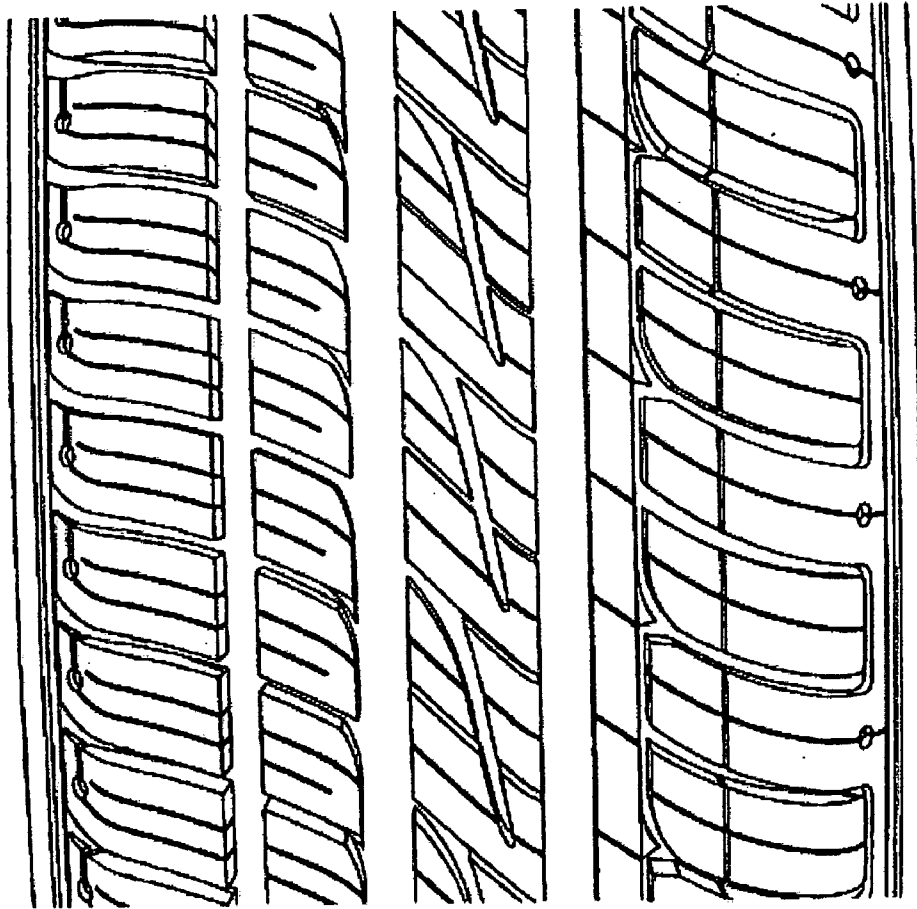


FIG.6