



US00D891776S

(12) **United States Design Patent**  
**Eremita**

(10) **Patent No.:** **US D891,776 S**

(45) **Date of Patent:** **\*\* Aug. 4, 2020**

(54) **VERTICAL PHONE POUCH WITHOUT FLAP**

D500,203 S	12/2004	Kim	
D721,693 S	1/2015	Lee et al.	
D721,694 S	1/2015	Lee et al.	
D725,643 S	3/2015	Lee et al.	
9,545,140 B1	1/2017	Johnson et al.	
D812,900 S *	3/2018	Votel	D3/228

(71) Applicant: **Brian Eremita**, Sylmar, CA (US)

(72) Inventor: **Brian Eremita**, Sylmar, CA (US)

(\*\*) Term: **15 Years**

\* cited by examiner

(21) Appl. No.: **29/678,233**

*Primary Examiner* — Catherine R Oliver-Garcia  
(74) *Attorney, Agent, or Firm* — Ross Brandborg

(22) Filed: **Jan. 27, 2019**

(51) **LOC (12) Cl.** ..... **03-01**

(57) **CLAIM**

(52) **U.S. Cl.** ..... **D3/303**; D3/218  
USPC

The ornamental design for a vertical phone pouch without flap, as shown and described.

(58) **Field of Classification Search**

**DESCRIPTION**

USPC ..... D3/218, 215, 219, 301, 303, 269, 228;  
224/240–241, 245, 578, 674, 676–679,  
224/600, 605, 625, 930, 680–683, 901,  
224/904; 206/45.24, 305, 320; D14/248,  
D14/250–251, 253; 379/455; 455/575.1,  
455/575.8

CPC ..... A45F 3/02; A45F 3/14; A45F 5/00; A45F  
5/02; A45F 5/021; A45F 2200/05; A45F  
2200/0508; A45F 2200/0516; A45F  
2200/0525

FIG. 1 is a front isometric view of the vertical phone pouch without flap, shown in use;  
FIG. 2 is a front isometric view thereof;  
FIG. 3 is a front isometric view;  
FIG. 4 is a front elevation view thereof;  
FIG. 5 is a rear elevation view thereof;  
FIG. 6 is a right side elevation view thereof;  
FIG. 7 is a left side elevation view thereof;  
FIG. 8 is a top plan view thereof; and,  
FIG. 9 is a bottom plan view thereof.

See application file for complete search history.

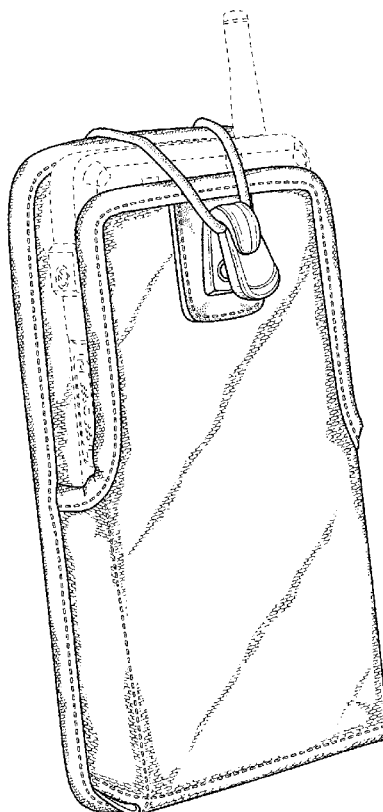
The broken lines depict environmental structure and are included for the purpose of illustration only and form no part of the claimed design.

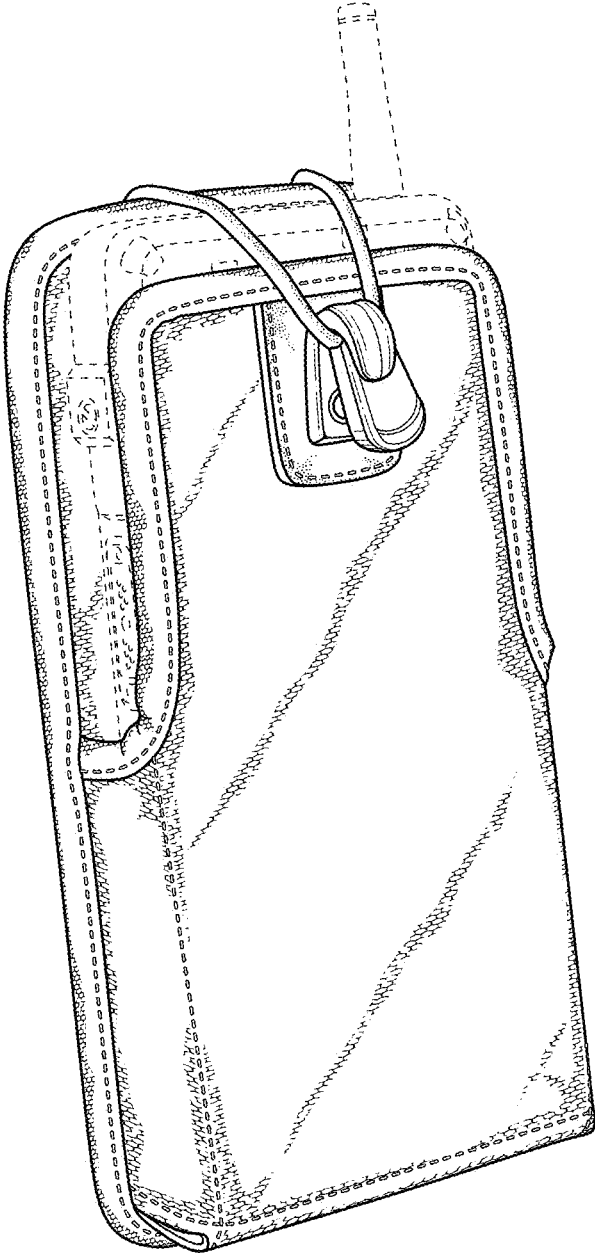
(56) **References Cited**

**U.S. PATENT DOCUMENTS**

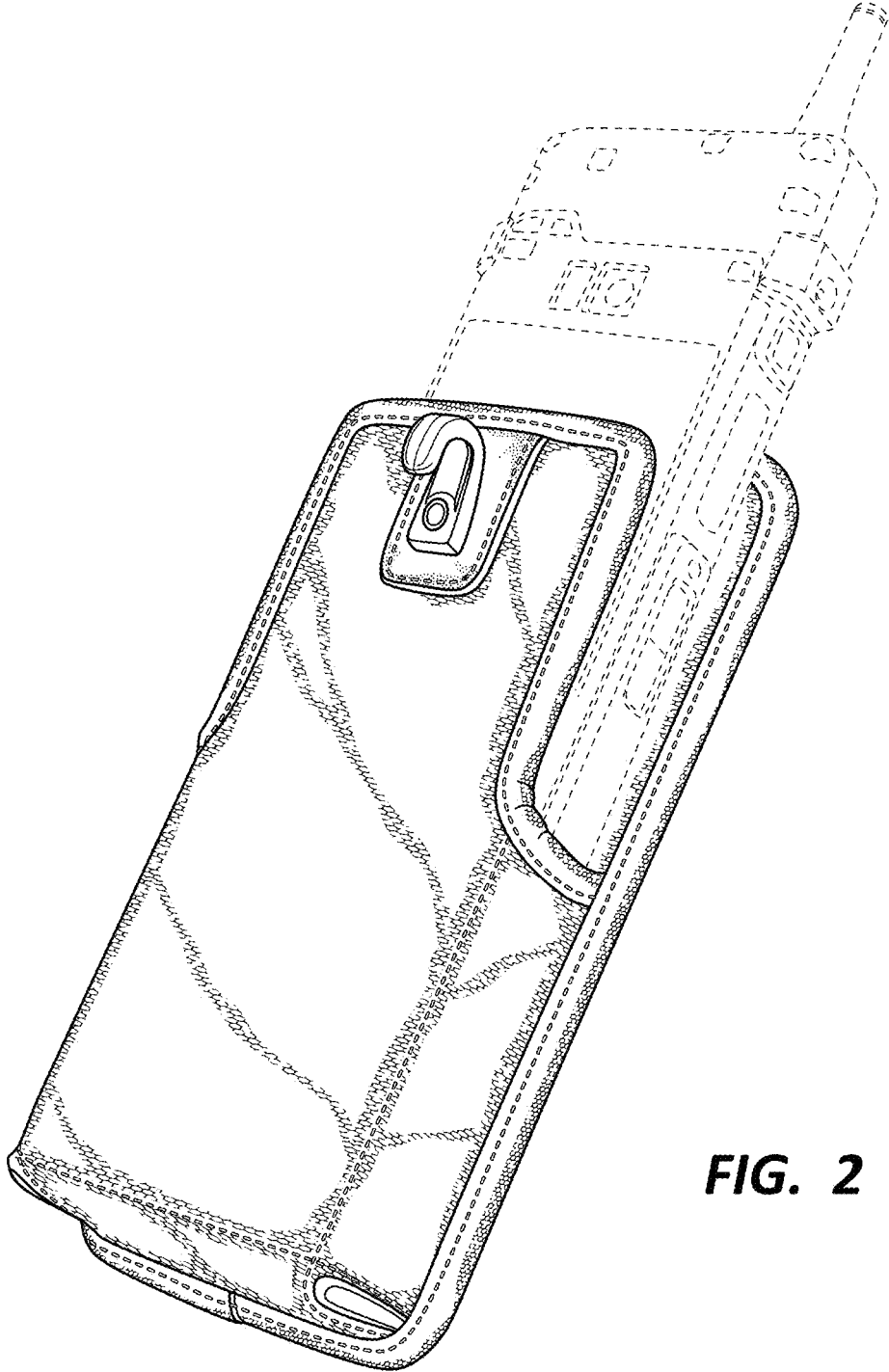
**1 Claim, 5 Drawing Sheets**

D382,996 S *	9/1997	Kopel	D3/218
D451,094 S	11/2001	Powell	

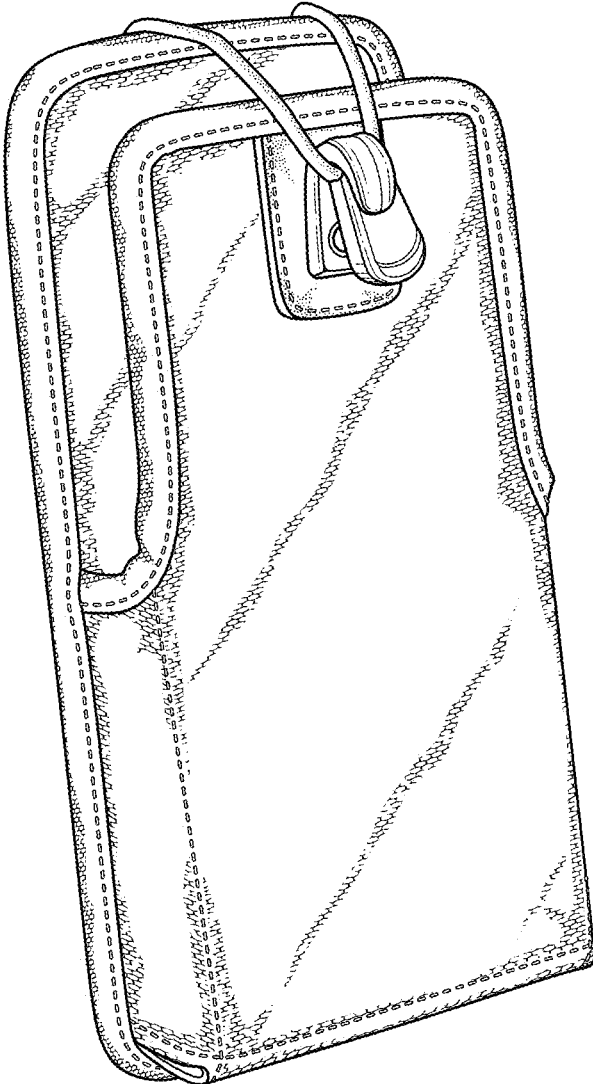




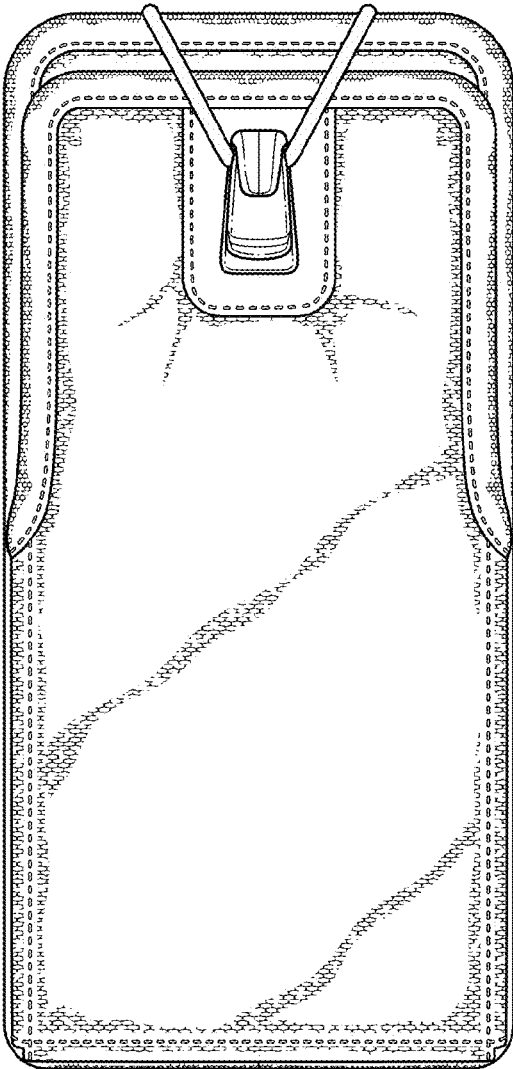
**FIG. 1**



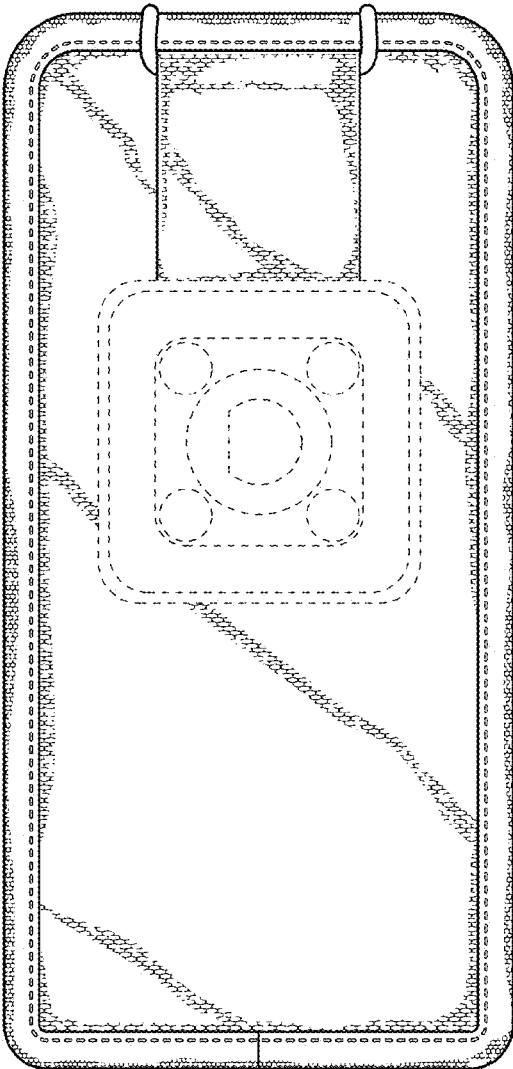
**FIG. 2**



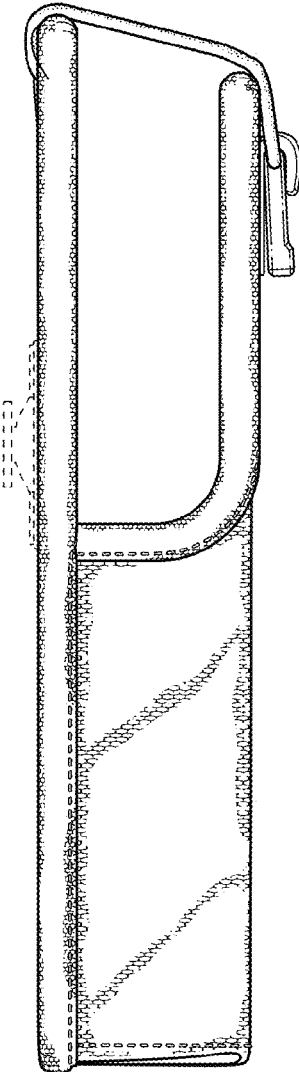
**FIG. 3**



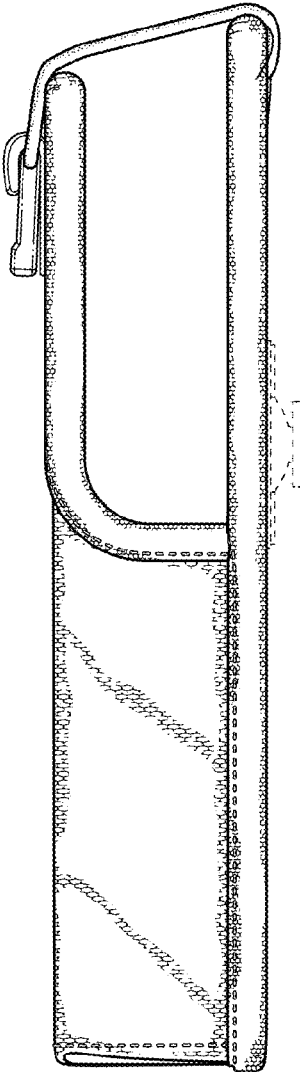
**FIG. 4**



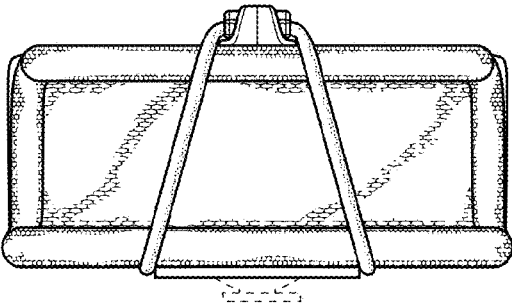
**FIG. 5**



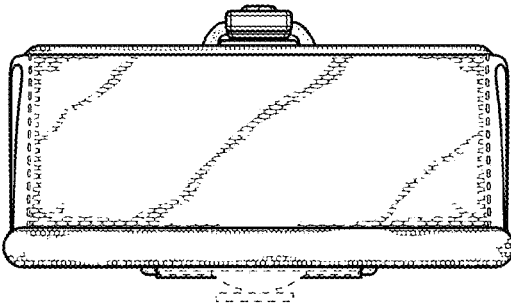
**FIG. 6**



**FIG. 7**



**FIG. 8**



**FIG. 9**