



(12) **United States Design Patent**
Engelmann et al.

(10) **Patent No.:** **US D886,008 S**
(45) **Date of Patent:** **** Jun. 2, 2020**

- (54) **VEHICLE AIR BAG COMPARTMENT**
- (71) Applicant: **Ford Global Technologies, LLC**, Dearborn, MI (US)
- (72) Inventors: **Robert Engelmann**, Cologne (DE); **Doyle Letson**, Novi, MI (US); **Amko Leenarts**, Cologne (DE); **William Mangan**, Ypsilanti, MI (US); **James Smithbauer**, West Bloomfield, MI (US); **Scott Anderson**, Commerce Township, MI (US); **Michael Canty**, Ferndale, MI (US); **Peter Jones**, Woodend (AU)
- (73) Assignee: **Ford Global Technologies, LLC**, Dearborn, MI (US)
- (**) Term: **15 Years**
- (21) Appl. No.: **29/650,715**
- (22) Filed: **Jun. 8, 2018**
- (51) **LOC (12) Cl.** **12-16**
- (52) **U.S. Cl.**
USPC **D12/177**
- (58) **Field of Classification Search**
USPC D12/82, 86, 90, 91, 92, 93, 96, 97, 98, D12/99, 174, 175, 177, 181, 184, 190, D12/196, 221, 400
CPC B62D 35/00; B62D 35/001; B60J 1/00; B60J 1/008; B60N 3/00; B60N 3/005
See application file for complete search history.

8,905,430 B2 *	12/2014	Ishikawa	B60R 21/215
				280/728.3
8,925,959 B2 *	1/2015	Bosch	B60R 21/203
				280/728.3
9,067,556 B2 *	6/2015	Bosch	B60R 21/203
9,205,796 B2 *	12/2015	Nonoyama	B60R 21/215
9,248,801 B2 *	2/2016	Bichler	B60R 21/21656
9,333,937 B1 *	5/2016	Hock	B60R 21/21656
D768,550 S *	10/2016	Schowalter	D12/195
9,650,009 B2 *	5/2017	Bana Castro	B60R 21/203
9,694,780 B1 *	7/2017	Lowe	B60R 21/21656
D804,374 S *	12/2017	Ogawa	D12/177

* cited by examiner

Primary Examiner — Susan Bennett Hattan
Assistant Examiner — Suzanne E Tisdell

(57) **CLAIM**

The ornamental design for a vehicle air bag compartment, as shown and described.

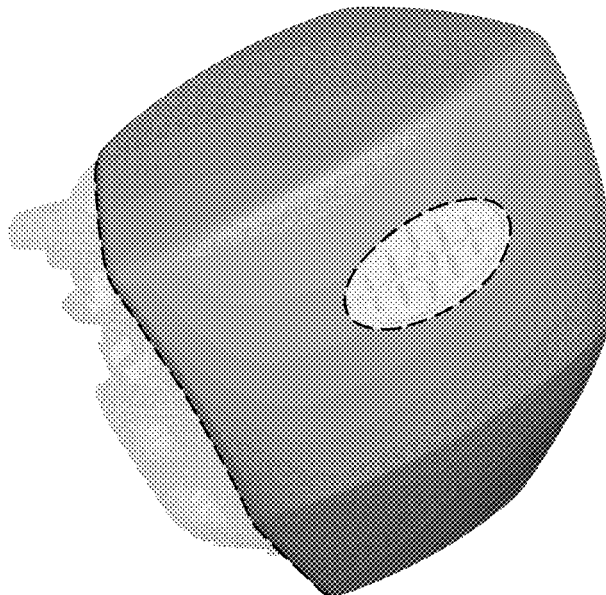
DESCRIPTION

FIG. 1 is a front elevational view of a vehicle air bag compartment, showing our new design;
 FIG. 2 is a left side elevational view thereof;
 FIG. 3 is a right side elevational view thereof;
 FIG. 4 is a top plan view thereof;
 FIG. 5 is a bottom plan view thereof;
 FIG. 6 is a top, front and left side perspective view thereof; and,
 FIG. 7 is a bottom, front and left side perspective view thereof.

Broken lines included in the drawings represent boundary lines that form no part of the claimed design. Portions of the vehicle air bag component depicted in half-tone shading and circumscribed by broken lines represent environmental subject matter that forms no part of the claimed design.

1 Claim, 7 Drawing Sheets

- (56) **References Cited**
U.S. PATENT DOCUMENTS
- 8,196,953 B2 * 6/2012 Weigand B60R 13/005
280/728.3
- 8,894,093 B2 * 11/2014 Jung B60R 21/2165
280/728.3



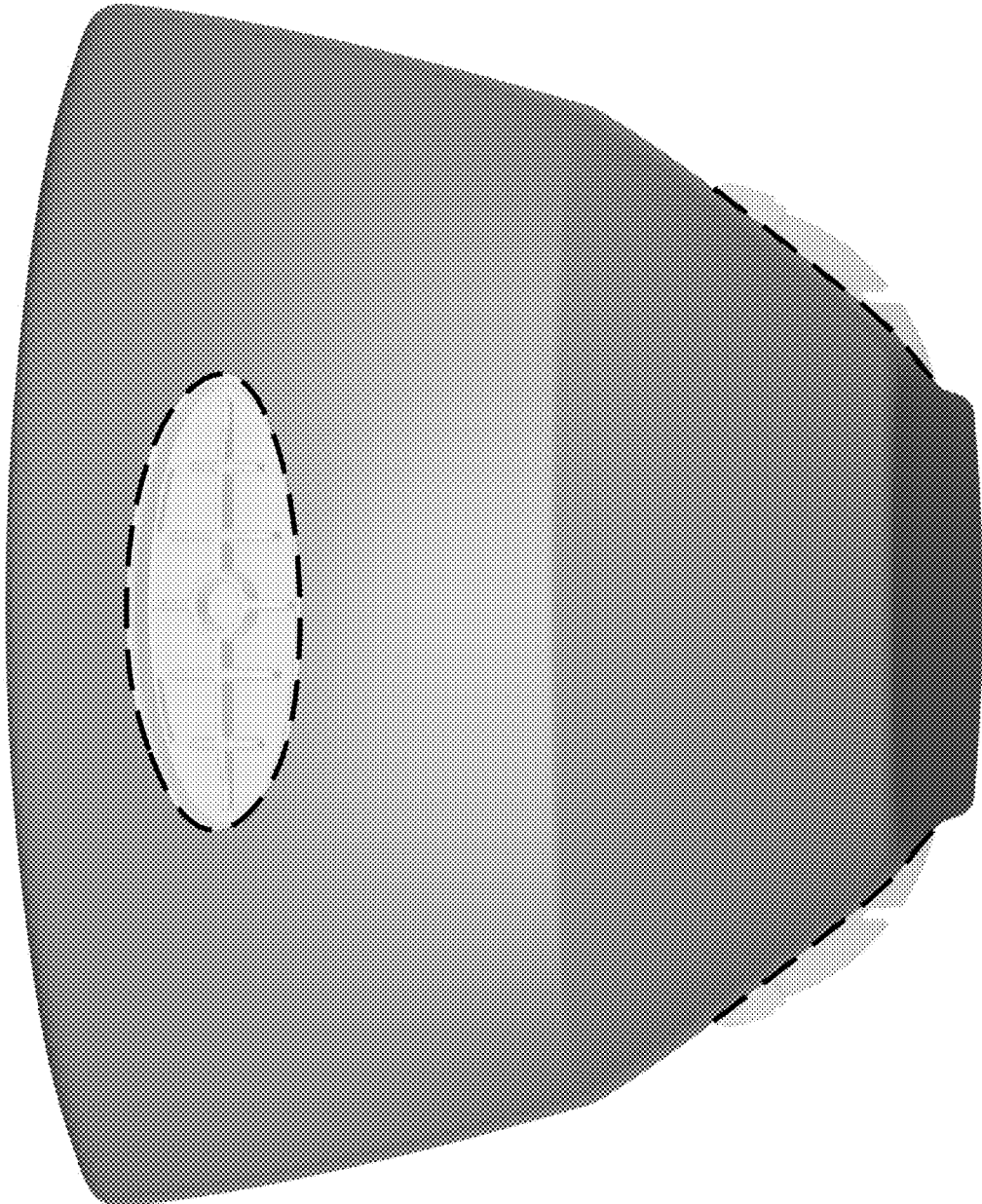



Fig. 1

Fig. 2






Fig. 3

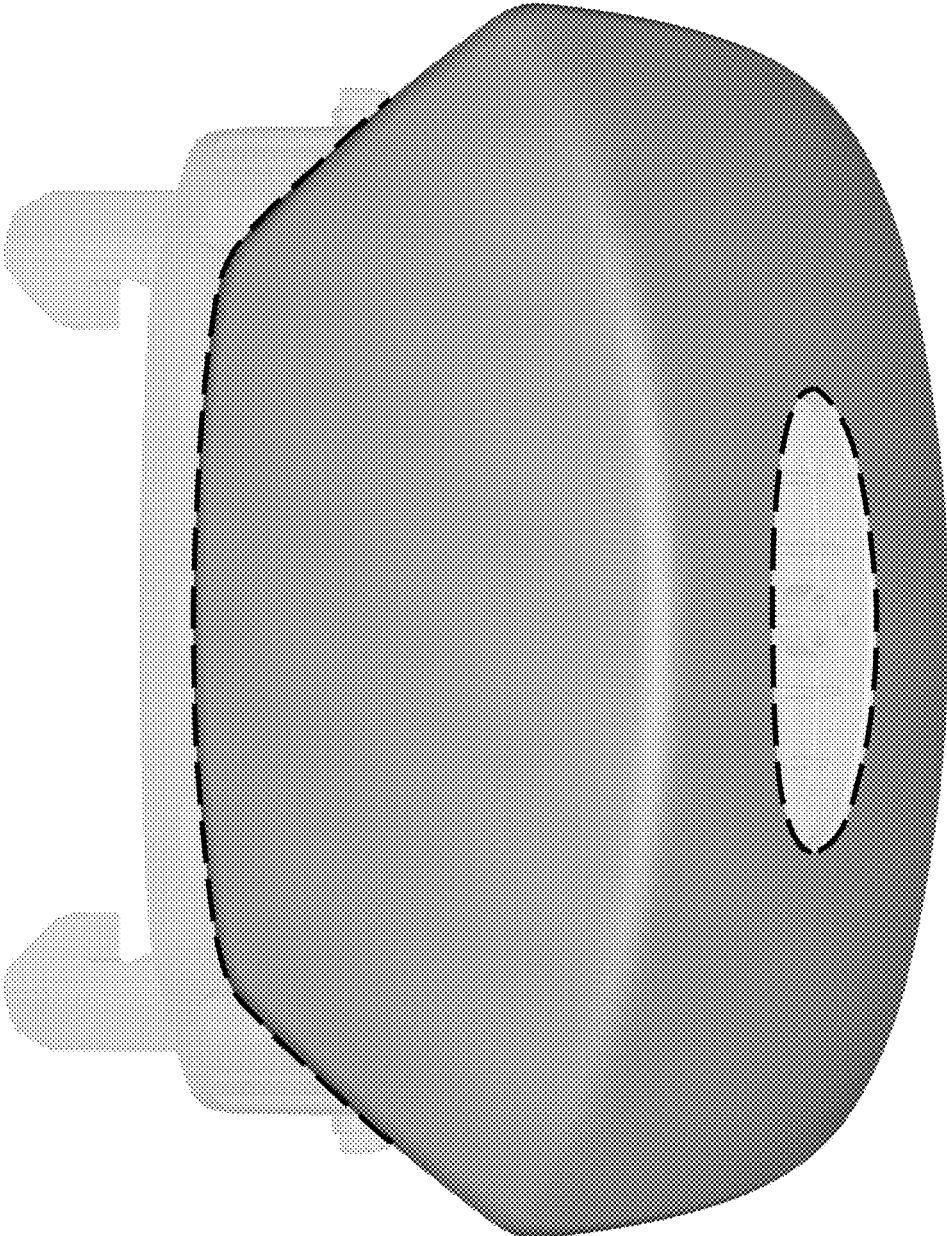



Fig. 4

Fig. 5



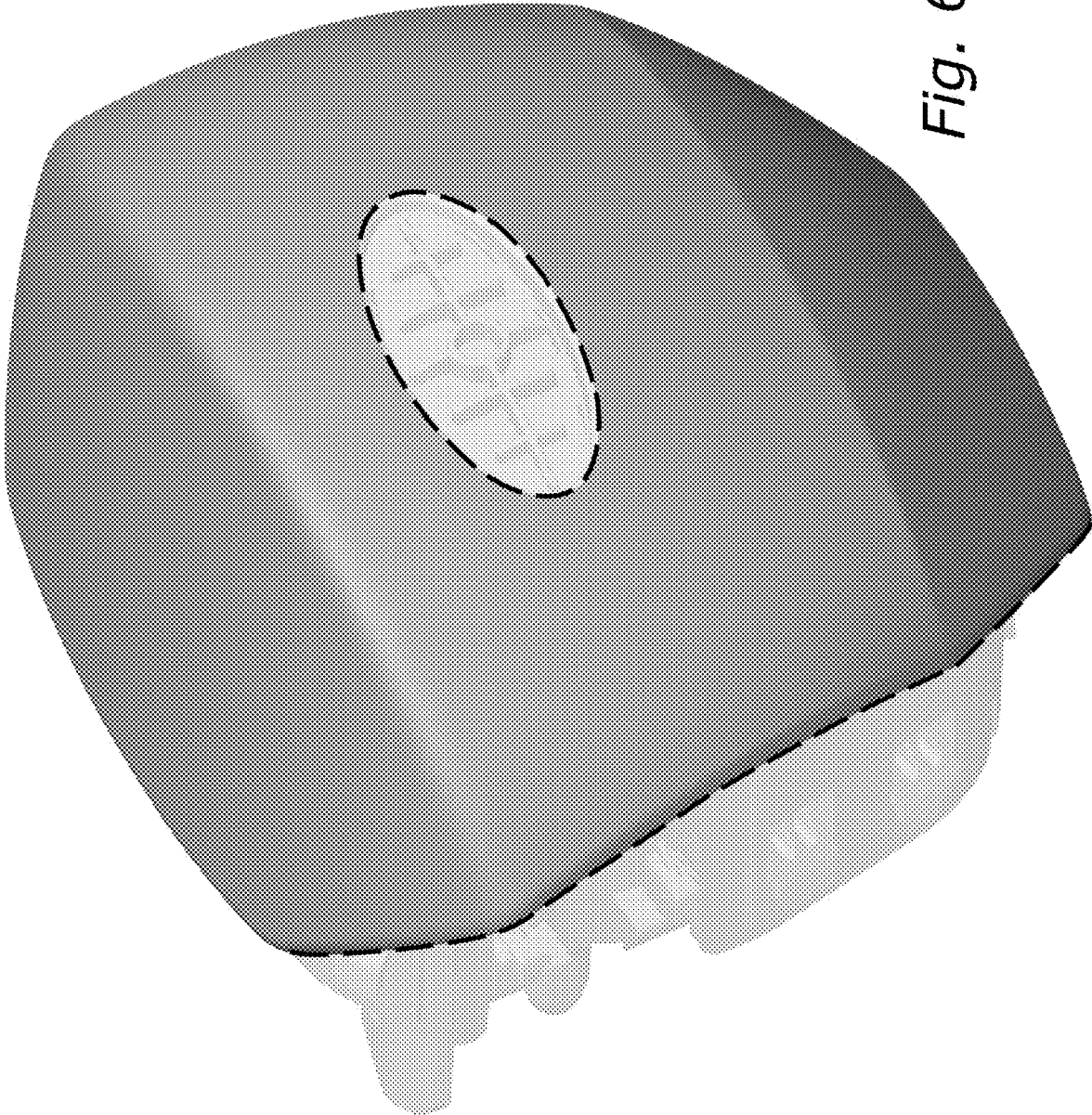


Fig. 6

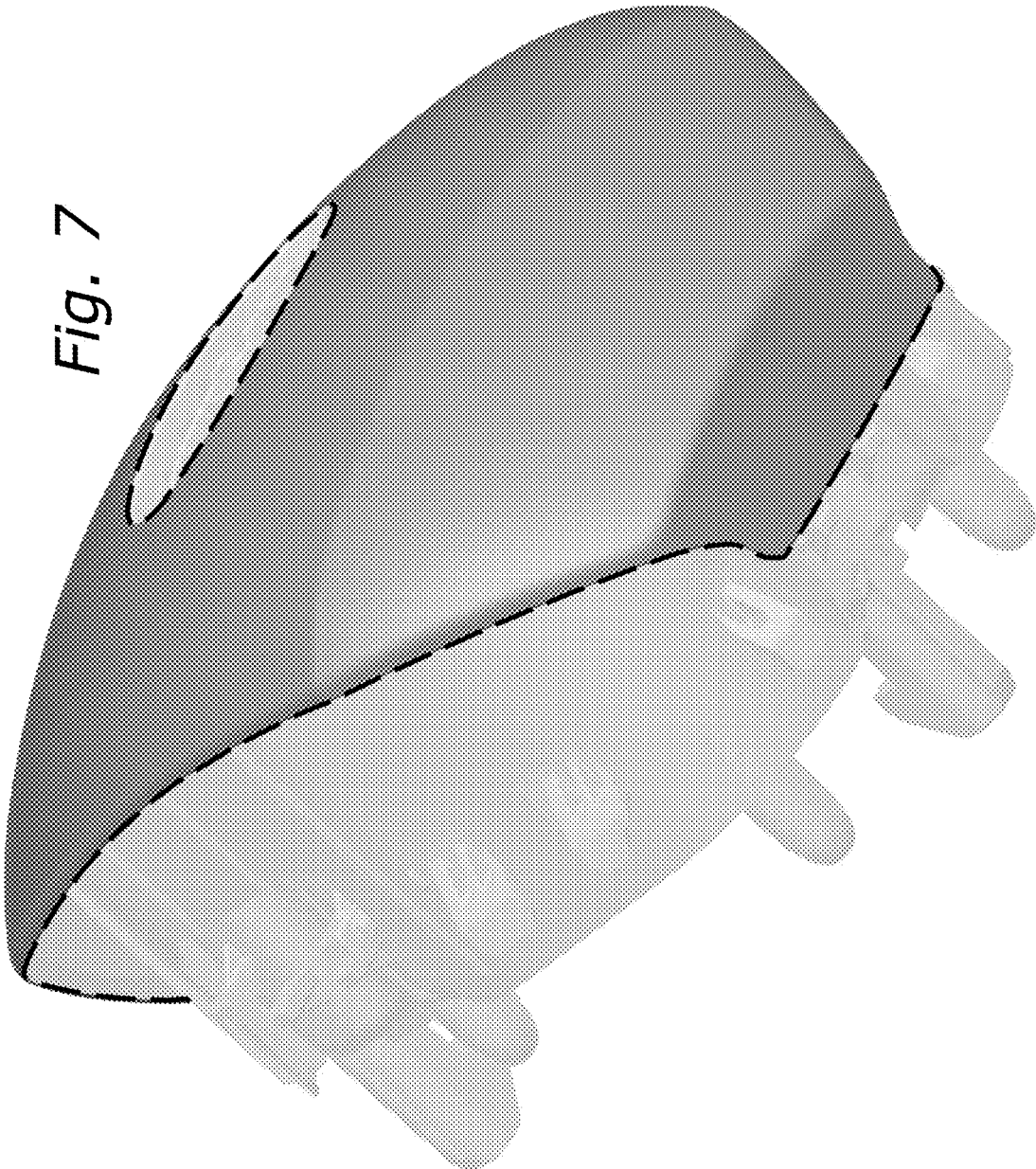


Fig. 7