



US00D767002S

(12) **United States Design Patent**
Lin

(10) **Patent No.:** **US D767,002 S**

(45) **Date of Patent:** **** *Sep. 20, 2016**

(54) **LINEAR ACTUATOR**

(71) Applicant: **TIMOTION TECHNOLOGY CO., LTD.**, New Taipei (TW)

(72) Inventor: **Yu-Chang Lin**, New Taipei (TW)

(73) Assignee: **TIMOTION TECHNOLOGY CO., LTD.**, New Taipei (TW)

(*) Notice: This patent is subject to a terminal disclaimer.

(**) Term: **14 Years**

(21) Appl. No.: **29/524,844**

(22) Filed: **Apr. 23, 2015**

(51) **LOC (10) Cl.** **15-09**

(52) **U.S. Cl.**
USPC **D15/143**

(58) **Field of Classification Search**
USPC D13/118, 158, 162, 184; D15/1-5, 7, 9,
D15/143, 148, 149, 199
See application file for complete search history.

(56) **References Cited**

U.S. PATENT DOCUMENTS

D263,715	S	*	4/1982	Walter	D15/199
4,325,157	A	*	4/1982	Balint	B05C 17/0205 15/144.4
D289,164	S	*	4/1987	Carr	D14/231
D300,404	S	*	3/1989	Lauer	D8/14
D342,749	S	*	12/1993	Dhuruvasangary	D16/131
D394,328	S	*	5/1998	Palumbo	D28/7
5,927,161	A	*	7/1999	Clifford	B25B 23/0021 81/177.2
D422,193	S	*	4/2000	Walker	D8/107
6,081,967	A	*	7/2000	Chang	A45C 13/262 16/113.1
6,405,407	B1	*	6/2002	Chen	A45C 13/262 16/113.1
D465,797	S	*	11/2002	Landerholm	D15/143
D467,950	S	*	12/2002	Christensen	D15/148
D482,530	S	*	11/2003	Evans	D32/50

D487,902	S	*	3/2004	Nielsen	D15/143
D509,520	S	*	9/2005	Klinke	D15/143
D524,335	S	*	7/2006	Klinke	D15/143
D534,560	S	*	1/2007	Klinke	D15/143
D553,794	S	*	10/2007	Walker	D28/63
D564,002	S	*	3/2008	Campbell	D16/135
7,337,933	B1	*	3/2008	Klinberg	A47G 25/82 223/118
D570,385	S	*	6/2008	Chuo	D15/143
D572,281	S	*	7/2008	Wei	D15/143
D600,843	S	*	9/2009	Thomson	D26/65
D603,794	S	*	11/2009	Charleux	D13/112
D623,800	S	*	9/2010	Clemons	D28/46
D624,947	S	*	10/2010	Christensen	D15/143
D702,271	S	*	4/2014	Lin	D15/143
D708,239	S	*	7/2014	Lin	D15/143
D712,945	S	*	9/2014	Brucksch	D16/132
D729,929	S	*	5/2015	McBride	D24/108
D738,413	S	*	9/2015	Randlov	D15/143

(Continued)

Primary Examiner — Patricia Palasik

(74) Attorney, Agent, or Firm — Chun-Ming Shih; HDLS IPR Services

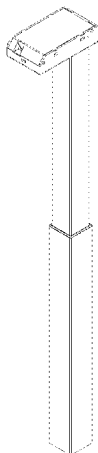
(57) **CLAIM**

The ornamental design for a linear actuator, as shown and described.

DESCRIPTION

FIG. 1 is a perspective view of a linear actuator showing my new design;
 FIG. 2 is a front view thereof;
 FIG. 3 is a rear view thereof;
 FIG. 4 is a left side view thereof;
 FIG. 5 is a right side view thereof;
 FIG. 6 is a top view thereof;
 FIG. 7 is a bottom view thereof; and
 FIG. 8 is second perspective view showing the linear actuator; and,
 FIG. 9 is a perspective view showing an alternate condition use of the linear actuator.
 The broken lines in the FIG. 7 drawings depict unclaimed environmental subject matter.

1 Claim, 6 Drawing Sheets



US D767,002 S

(56)

References Cited

U.S. PATENT DOCUMENTS

2003/0183027	A1 *	10/2003	Koch	A47B 9/04	74/89.35	2013/0340547	A1 *	12/2013	Yasui	F16H 25/20	74/49
2004/0211275	A1 *	10/2004	Fich	A47B 9/04	74/89.23	2014/0183429	A1 *	7/2014	Conaway	B60S 9/08	254/419
2008/0190225	A1 *	8/2008	Pfister	B23Q 5/40	74/89.23	2015/0068332	A1 *	3/2015	Bakken	H02G 3/0406	74/25
2011/0174092	A1 *	7/2011	Butsuen	B60J 7/0573	74/25	2015/0202766	A1 *	7/2015	Light	B25G 1/04	16/429
2012/0103740	A1 *	5/2012	Moussatche	A45C 13/262	190/115	2015/0330486	A1 *	11/2015	Hu	F16H 25/20	74/89.14
2012/0227523	A1 *	9/2012	Tseng	B23Q 1/621	74/89.23	2016/0047446	A1 *	2/2016	Hung	F16H 25/2056	74/89.35

* cited by examiner

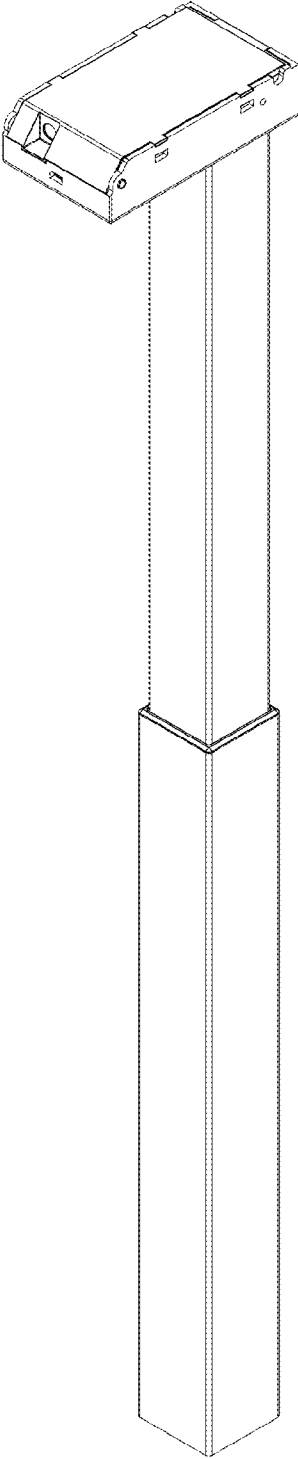


FIG.1

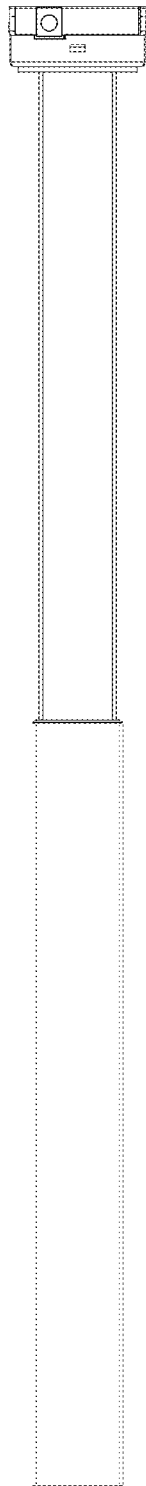


FIG. 2

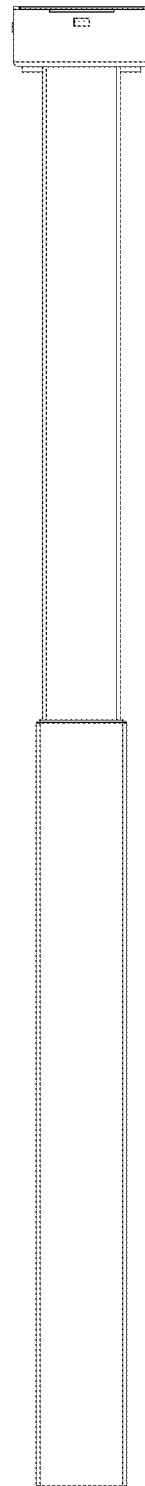


FIG. 3

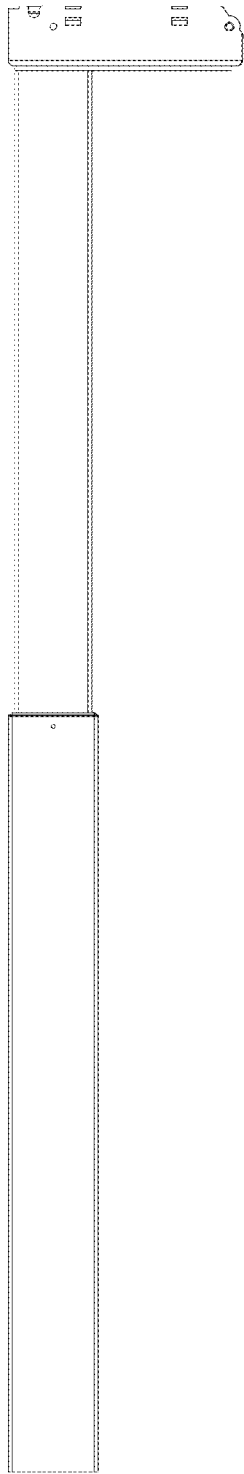


FIG. 4

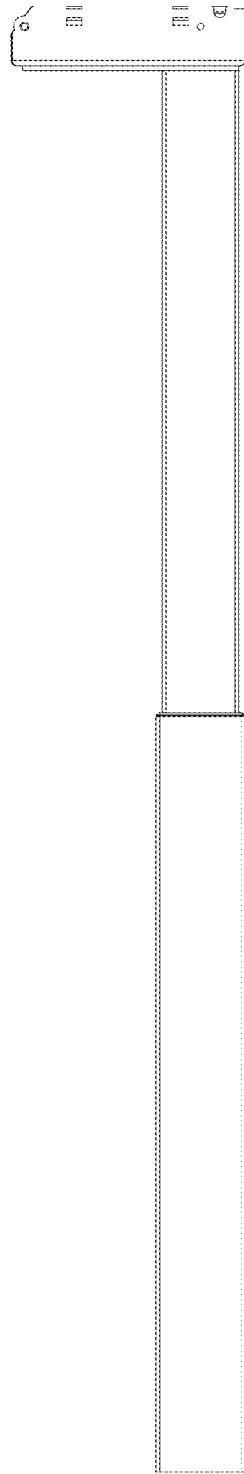


FIG. 5

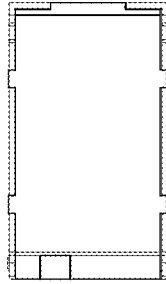


FIG. 6

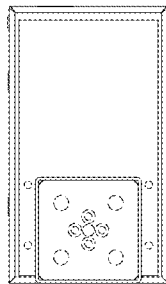


FIG. 7

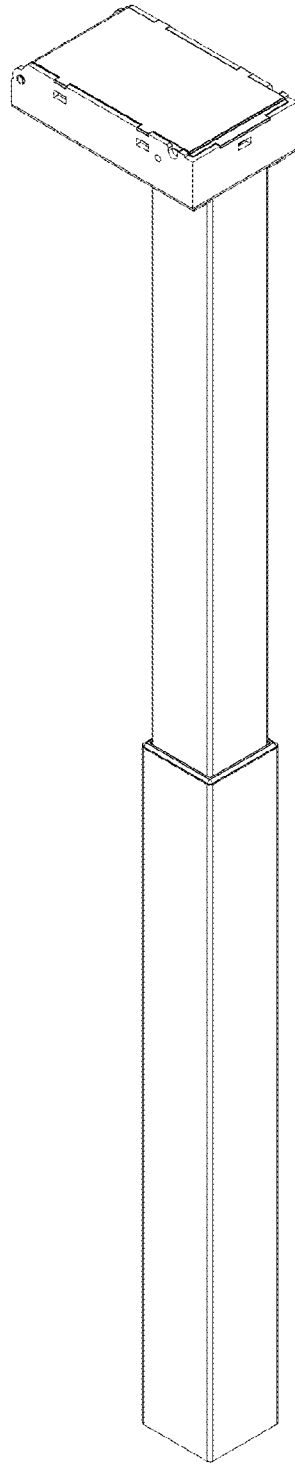


FIG.8

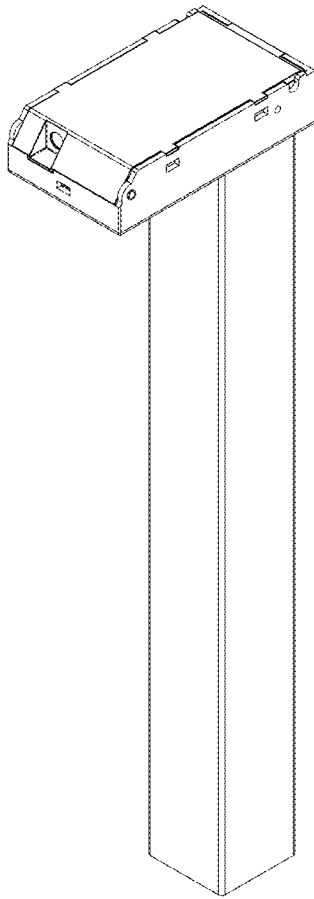


FIG.9