J. BENJAMIN.

BEDSTEAD FASTENING.

No. 105,771. Patented July 26, 1870.

Fig. 1.

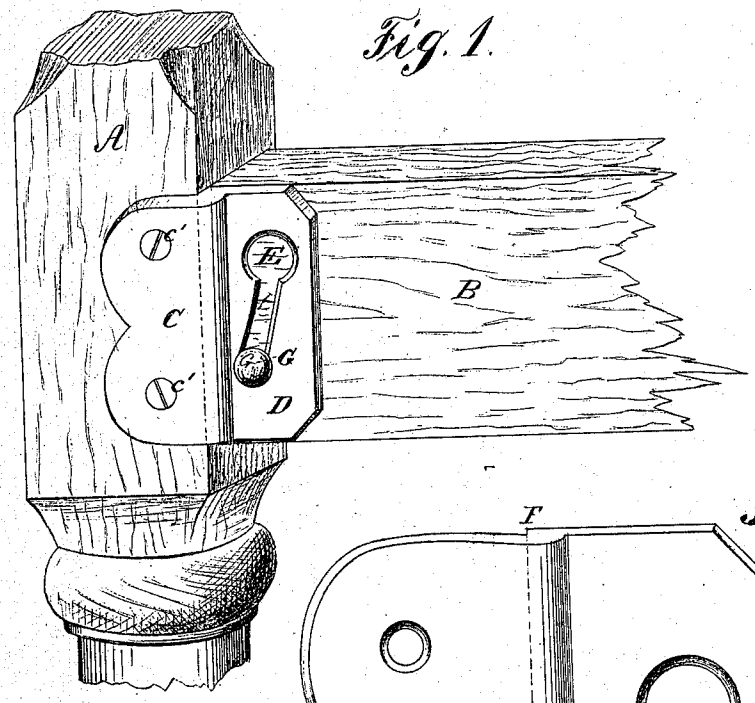

Fig. 2.

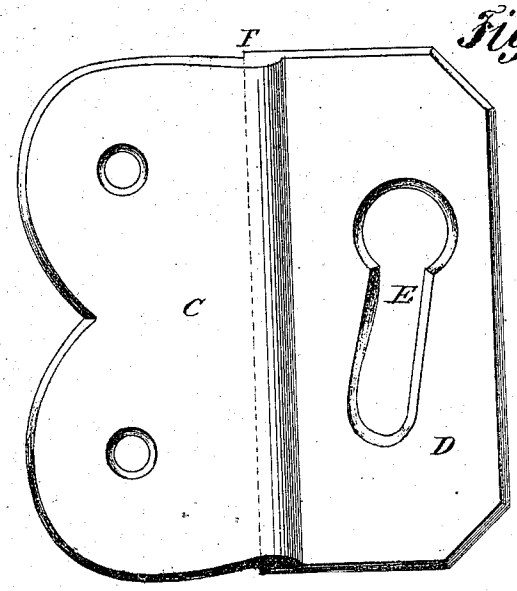

Fig. 3.

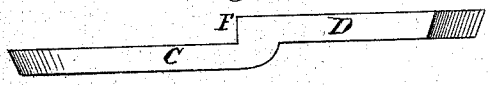

Witnesses:

Fred. Arto's

C. F. Clausen.

Inventor:

John Benjamin

per Edson Bros.

his Attys.

THE NORRIS PETERS CO., PHOTO-LITHO., WASHINGTON, D. C.

United States Patent Office.

JOHN BENJAMIN, OF NAPLES, NEW YORK.

Letters Patent No. 105,771, *dated July* 26, 1870.

IMPROVED BEDSTEAD-FASTENING.

The Schedule referred to in these Letters Patent and making part of the same

To all whom it may concern:

Be it known that I, JOHN BENJAMIN, of Naples, in the county of Ontario and State of New York, have invented a new and improved Bed-Fastening; and I do hereby declare that the following is a full, clear, and exact description thereof, reference being had to the accompanying drawings and to the letters of reference marked thereon.

Drawings.

Figure 1 is an elevation of one corner of a bedstead showing my improved fastening attached thereto.

Figure 2 is a detached elevation of the fastening.

Figure 3 is a top plan view of fig. 2.

Similar letters of reference denote like parts in each of the figures.

This invention relates to improvements in bed-fastenings; and

It consists in providing a shoulder, in a metal plate, for the purpose of supporting the side rail, said plate being secured to the post and rail of the bedstead, as will be more fully hereinafter described in the following specification and claim.

In the annexed drawings, forming a part of this specification—

A is the corner post, and

B is the rail of an ordinary bedstead.

C D is a metal plate, which may be made of brass, steel, malleable iron, or any other suitable metal.

The part C is secured to the part A by means of screws *c' c'*, or in any other suitable manner.

The part D projects inwardly from the post, and laps over the side of the side rail, and is provided with an inclined slot, E, enlarged at its upper end, so as to allow the head of a bolt or screw, secured to the side rail, to pass through it.

At or about the center of the plate I construct a shoulder, F, which fits or has its bearing snugly against the post when the plate is secured thereto. The object of this shoulder is, first, to secure the parts, in a more durable and substantial manner, by relieving or transferring the burden of the strain from the bolts or screws by means of which the plate is secured to the corner post, to the point of contact between the shoulder F and the inside surface of the said post; and, second, by providing against any inequalities between the two front surfaces of the post and rail.

In practice, the bolt G is inserted in the side rail at such a distance from the end that it will only fall to about one-half the depth of the slot by the time the two wood surfaces of the post and rail come together. The friction thus produced, together with the bolt G, acting in the inclined slot and the shoulder F, secures the parts in a firm and substantial manner.

Having thus described my invention,

What I claim, and desire to secure by Letters Patent of the United States, is—

The plate C D, provided with a central shoulder, F, to act upon the post A, whereby the said plate and the fastenings *c' c'* are proportionally relieved from strain, substantially as shown and described.

Signed at Naples, Ontario county, New York, this 7th day of February, A. D. 1870.

JOHN BENJAMIN.

Witnesses:

JOHN OAKLEY,

W. H. ROBINSON.