



US00D719623S

(12) **United States Design Patent**  
**Thompson et al.**

(10) **Patent No.:** **US D719,623 S**

(45) **Date of Patent:** **\*\* Dec. 16, 2014**

(54) **END CAP OF A BALL BAT**

(71) Applicants: **Wilson Sporting Goods Co.**, Chicago, IL (US); **Glen Mason**, Hillsboro, OR (US)

(72) Inventors: **John Thompson**, Portland, OR (US); **Glen R. Mason**, Hillsboro, OR (US)

(73) Assignee: **Wilson Sporting Goods Co.**, Chicago, IL (US)

(\*\*) Term: **14 Years**

(21) Appl. No.: **29/478,883**

(22) Filed: **Jan. 9, 2014**

(51) **LOC (10) Cl.** ..... **21-02**

(52) **U.S. Cl.**  
USPC ..... **D21/753**

(58) **Field of Classification Search**  
CPC ..... A63B 59/00; A63B 59/06; A63B 59/0092  
USPC ..... D21/725, 753; 473/564-568  
See application file for complete search history.

(56) **References Cited**

U.S. PATENT DOCUMENTS

5,421,572	A *	6/1995	MacKay, Jr.	473/566
5,931,750	A *	8/1999	MacKay, Jr.	473/566
5,954,602	A *	9/1999	Eggiman et al.	473/566
7,232,387	B1 *	6/2007	Heald et al.	473/566
7,419,446	B2 *	9/2008	Nguyen	473/567
D600,296	S *	9/2009	Chen	D21/752
D620,062	S *	7/2010	Thompson et al.	D21/753

D622,794	S *	8/2010	Thompson et al.	D21/753
D626,612	S *	11/2010	Fitzgerald et al.	D21/725
D655,767	S *	3/2012	Thompson et al.	D21/753
D655,768	S *	3/2012	Thompson et al.	D21/753
D655,769	S *	3/2012	Thompson et al.	D21/753
D655,770	S *	3/2012	Thompson et al.	D21/753
D655,771	S *	3/2012	Thompson et al.	D21/753
D694,842	S *	12/2013	Bentley et al.	D21/753

\* cited by examiner

*Primary Examiner* — Mitchell Siegel

(74) *Attorney, Agent, or Firm* — Terence P. O'Brien

(57) **CLAIM**

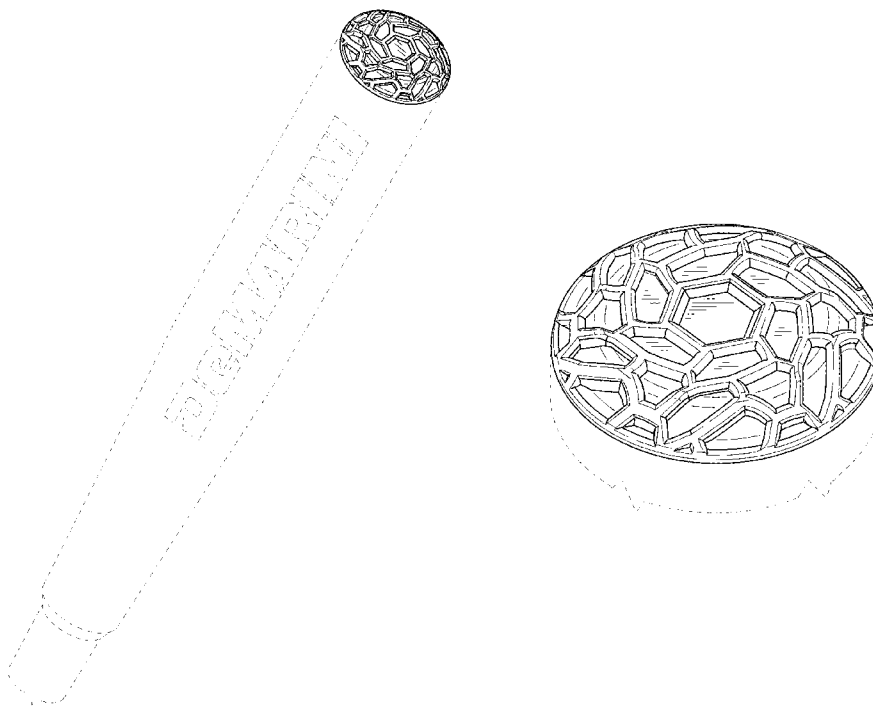
We claim the ornamental design for an end cap of a ball bat, as shown and described.

**DESCRIPTION**

FIG. 1 is a side, end perspective view of an end cap of a ball bat of the present design;  
 FIG. 2 is an enlarged side, end perspective view of the end cap of the ball bat of FIG. 1;  
 FIG. 3 is an end view of the portion of the end cap of the ball bat of FIG. 1;  
 FIG. 4 is a first side view of the end cap of the ball bat of FIG. 1; and,  
 FIG. 5 is a second side view of the end cap of the ball bat of FIG. 1.

The ornamental design that is claimed is shown in solid lines in the drawings. The broken (dashed) lines shown in FIGS. 1 through 5 are included only for the purpose of illustrating environmental elements, and form no part of the claimed design.

**1 Claim, 3 Drawing Sheets**






FIG. 1

FIG. 2

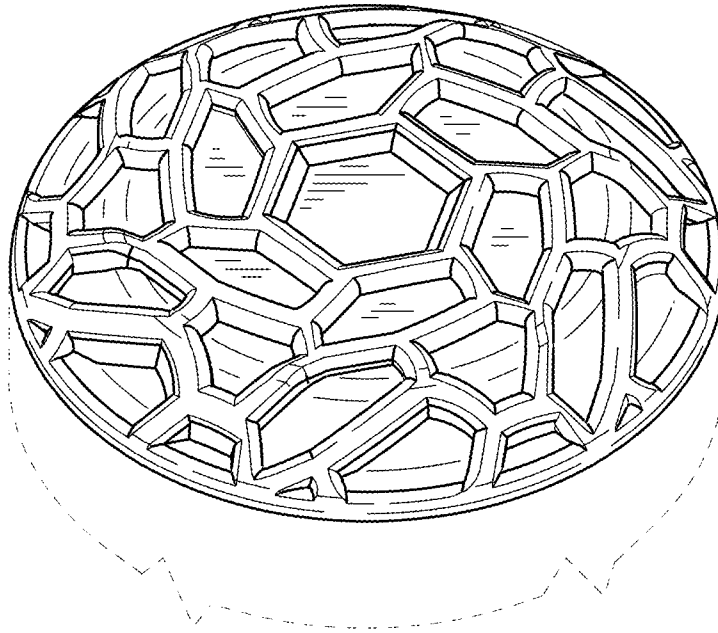
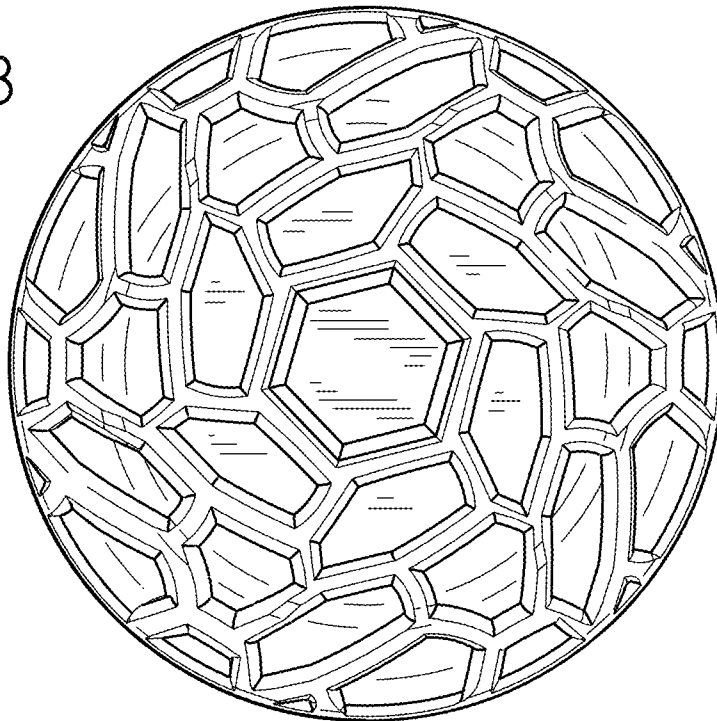


FIG. 3



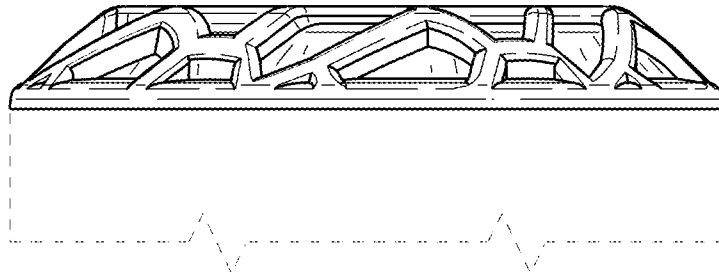


FIG. 4

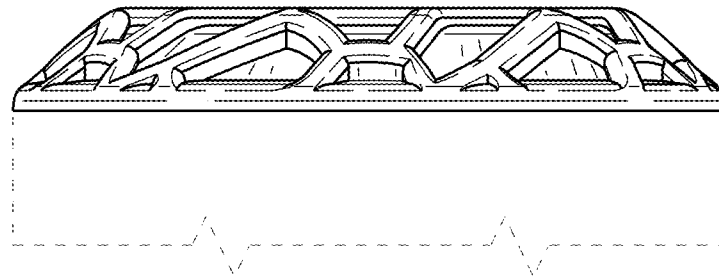


FIG. 5