

(19) World Intellectual Property  
Organization  
International Bureau



(43) International Publication Date  
23 December 2004 (23.12.2004)

PCT

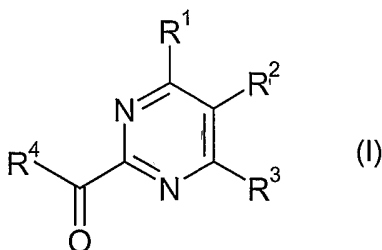
(10) International Publication Number  
**WO 2004/110453 A1**

- (51) International Patent Classification<sup>7</sup>: **A61K 31/506**, C07D 239/28, 401/06, 401/12, 403/06, 403/12, 407/12, 407/14, 417/12, 487/08, A61P 3/04
- (21) International Application Number: PCT/IB2004/001971
- (22) International Filing Date: 9 June 2004 (09.06.2004)
- (25) Filing Language: English
- (26) Publication Language: English
- (30) Priority Data: 60/479,746 18 June 2003 (18.06.2003) US
- (71) Applicant (for all designated States except US): **PFIZER PRODUCTS INC.** [US/US]; Eastern Point Road, Groton, CT 06340 (US).
- (72) Inventor; and
- (75) Inventor/Applicant (for US only): **DOW, Robert, L.** [US/US]; Pfizer Global Research and Development, Eastern Point Road, Groton, CT 06340 (US).
- (74) Agents: **FULLER, Grover, F., Jr.** et al.; Pfizer Inc., P.O. Box 1027, St. Louis, MO 63006 (US).
- (81) Designated States (unless otherwise indicated, for every kind of national protection available): AE, AG, AL, AM, AT, AU, AZ, BA, BB, BG, BR, BW, BY, BZ, CA, CH, CN, CO, CR, CU, CZ, DE, DK, DM, DZ, EC, EE, EG, ES, FI, GB, GD, GE, GH, GM, HR, HU, ID, IL, IN, IS, JP, KE, KG, KP, KR, KZ, LC, LK, LR, LS, LT, LU, LV, MA, MD, MG, MK, MN, MW, MX, MZ, NA, NI, NO, NZ, OM, PG, PH, PL, PT, RO, RU, SC, SD, SE, SG, SK, SL, SY, TJ, TM, TN, TR, TT, TZ, UA, UG, US, UZ, VC, VN, YU, ZA, ZM, ZW.
- (84) Designated States (unless otherwise indicated, for every kind of regional protection available): ARIPO (BW, GH, GM, KE, LS, MW, MZ, NA, SD, SL, SZ, TZ, UG, ZM, ZW), Eurasian (AM, AZ, BY, KG, KZ, MD, RU, TJ, TM), European (AT, BE, BG, CH, CY, CZ, DE, DK, EE, ES, FI, FR, GB, GR, HU, IE, IT, LU, MC, NL, PL, PT, RO, SE, SI, SK, TR), OAPI (BF, BJ, CF, CG, CI, CM, GA, GN, GQ, GW, ML, MR, NE, SN, TD, TG).
- Published:**
- with international search report
  - before the expiration of the time limit for amending the claims and to be republished in the event of receipt of amendments
- For two-letter codes and other abbreviations, refer to the "Guidance Notes on Codes and Abbreviations" appearing at the beginning of each regular issue of the PCT Gazette.



WO 2004/110453 A1

(54) Title: PYRIMIDINE DERIVATIVES AS CANNABINOID RECEPTOR LIGANDS



(57) Abstract: Compounds of Formula (I) that act as cannabinoid receptor ligands and their uses in the treatment of diseases linked to the mediation of the cannabinoid receptors in animals are described herein.

## PYRIMIDINE DERIVATIVES AS CANNABINOID RECEPTOR LIGANDS

FIELD OF THE INVENTION

5           The present invention relates to substituted pyrimidine-2-carboxamide compounds as cannabinoid receptor ligands, in particular CB1 receptor antagonists, and uses thereof for treating diseases, conditions and/or disorders modulated by cannabinoid receptor antagonists.

BACKGROUND

10           Obesity is a major public health concern because of its increasing prevalence and associated health risks. Obesity and overweight are generally defined by body mass index (BMI), which is correlated with total body fat and estimates the relative risk of disease. BMI is calculated by weight in kilograms divided by height in meters squared ( $\text{kg}/\text{m}^2$ ). Overweight is typically defined as a BMI of 25-29.9  $\text{kg}/\text{m}^2$ , and  
15           obesity is typically defined as a BMI of 30  $\text{kg}/\text{m}^2$ . See, e.g., National Heart, Lung, and Blood Institute, Clinical Guidelines on the Identification, Evaluation, and Treatment of Overweight and Obesity in Adults, The Evidence Report, Washington, DC: U.S. Department of Health and Human Services, NIH publication no. 98-4083 (1998).

          The increase in obesity is of concern because of the excessive health risks  
20           associated with obesity, including coronary heart disease, strokes, hypertension, type 2 diabetes mellitus, dyslipidemia, sleep apnea, osteoarthritis, gall bladder disease, depression, and certain forms of cancer (e.g., endometrial, breast, prostate, and colon). The negative health consequences of obesity make it the second leading cause of preventable death in the United States and impart a  
25           significant economic and psychosocial effect on society. See, McGinnis M, Foegen WH., "Actual Causes of Death in the United States," JAMA, **270**, 2207-12 (1993).

          Obesity is now recognized as a chronic disease that requires treatment to reduce its associated health risks. Although weight loss is an important treatment  
30           outcome, one of the main goals of obesity management is to improve cardiovascular and metabolic values to reduce obesity-related morbidity and mortality. It has been shown that 5-10% loss of body weight can substantially improve metabolic values, such as blood glucose, blood pressure, and lipid concentrations. Hence, it is believed that a 5-10% intentional reduction in body weight may reduce morbidity and mortality.

35           Currently available prescription drugs for managing obesity generally reduce weight by inducing satiety or decreasing dietary fat absorption. Satiety is achieved by

increasing synaptic levels of norepinephrine, serotonin, or both. For example, stimulation of serotonin receptor subtypes 1B, 1D, and 2C and 1- and 2-adrenergic receptors decreases food intake by regulating satiety. See, Bray GA, "The New Era of Drug Treatment. Pharmacologic Treatment of Obesity: Symposium Overview,"  
5 Obes Res., **3**(suppl 4), 415s-7s (1995). Adrenergic agents (e.g., diethylpropion, benzphetamine, phendimetrazine, mazindol, and phentermine) act by modulating central norepinephrine and dopamine receptors through the promotion of catecholamine release. Older adrenergic weight-loss drugs (e.g., amphetamine, methamphetamine, and phenmetrazine), which strongly engage in dopamine  
10 pathways, are no longer recommended because of the risk of their abuse. Fenfluramine and dexfenfluramine, both serotonergic agents used to regulate appetite, are no longer available for use.

More recently, CB1 cannabinoid receptor antagonists/inverse agonists have been suggested as potential appetite suppressants. See, e.g., Arnone, M., *et al.*,  
15 "Selective Inhibition of Sucrose and Ethanol Intake by SR141716, an Antagonist of Central Cannabinoid (CB1) Receptors," Psychopharmacol., **132**, 104-106 (1997); Colombo, G., *et al.*, "Appetite Suppression and Weight Loss after the Cannabinoid Antagonist SR141716," Life Sci., **63**, PL113-PL117 (1998); Simiand, J., *et al.*, "SR141716, a CB1 Cannabinoid Receptor Antagonist, Selectively Reduces Sweet  
20 Food Intake in Marmose," Behav. Pharmacol., **9**, 179-181 (1998); and Chaperon, F., *et al.*, "Involvement of Central Cannabinoid (CB1) Receptors in the Establishment of Place Conditioning in Rats," Psychopharmacology, **135**, 324-332 (1998). For a review of cannabinoid CB1 and CB2 receptor modulators, see Pertwee, R.G., "Cannabinoid Receptor Ligands: Clinical and Neuropharmacological  
25 Considerations, Relevant to Future Drug Discovery and Development," Exp. Opin. Invest. Drugs, **9**(7), 1553-1571 (2000).

Although investigations are on-going, there still exists a need for a more effective and safe therapeutic treatment for reducing or preventing weight-gain.

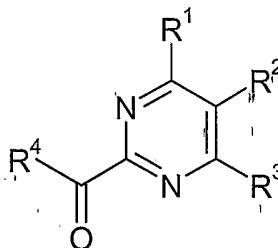
In addition to obesity, there also exists an unmet need for treatment of alcohol  
30 abuse. Alcoholism affects approximately 10.9 million men and 4.4 million women in the United States. Approximately 100,000 deaths per year have been attributed to alcohol abuse or dependence. Health risks associated with alcoholism include impaired motor control and decision making, cancer, liver disease, birth defects, heart disease, drug/drug interactions, pancreatitis and interpersonal problems. Studies

have suggested that endogenous cannabinoid tone plays a critical role in the control of ethanol intake. The endogenous CB1 receptor antagonist SR-141716A has been shown to block voluntary ethanol intake in rats and mice. See, Arnone, M., *et al.*, "Selective Inhibition of Sucrose and Ethanol Intake by SR141716, an Antagonist of Central Cannabinoid (CB1) Receptors," Psychopharmacol, **132**, 104-106 (1997).  
 5 For a review, see Hungund, B.L and B.S. Basavarajappa, "Are Anadamide and Cannabinoid Receptors involved in Ethanol Tolerance? A Review of the Evidence," Alcohol & Alcoholism. **35**(2) 126-133, 2000.

Current treatments for alcohol abuse or dependence generally suffer from  
 10 non-compliance or potential hepatotoxicity; therefore, there is a high unmet need for more effective treatment of alcohol abuse/dependence.

#### SUMMARY

The present invention provides compounds of Formula (I) that act as cannabinoid receptor ligands (in particular, CB1 receptor antagonists)



(I)

15

wherein

R<sup>1</sup> and R<sup>2</sup> are each independently aryl or heteroaryl, where the aryl and the heteroaryl moieties are optionally substituted with one or more substituents, provided  
 20 that R<sup>1</sup> and R<sup>2</sup> are not both a mono-substituted (C<sub>1</sub>-C<sub>4</sub>)alkoxyphenyl;

R<sup>3</sup> is hydrogen, (C<sub>1</sub>-C<sub>4</sub>)alkyl, or halo-substituted (C<sub>1</sub>-C<sub>4</sub>)alkyl;

R<sup>4</sup> is -(NH)<sub>n</sub>-N(R<sup>4a</sup>)(R<sup>4a'</sup>), where n is 0 or 1, R<sup>4a</sup> is hydrogen or an optionally substituted (C<sub>1</sub>-C<sub>8</sub>)alkyl and R<sup>4a'</sup> is a chemical moiety selected from the group consisting of (C<sub>1</sub>-C<sub>8</sub>)alkyl, aryl, heteroaryl, aryl(C<sub>1</sub>-C<sub>4</sub>)alkyl, a partially or fully  
 25 saturated (C<sub>3</sub>-C<sub>10</sub>)cycloalkyl, heteroaryl(C<sub>1</sub>-C<sub>3</sub>)alkyl, 5-6 membered lactone, 5- to 6-membered lactam, and a 3- to 6-membered partially or fully saturated heterocycle, where said chemical moiety is optionally substituted with one or more substituents, or R<sup>4a</sup> and R<sup>4a'</sup> taken together with the nitrogen to which they are attached form an optionally substituted 5- to 8-membered heterocycle;

a pharmaceutically acceptable salt thereof, a prodrug of the compound or the salt, or a solvate or hydrate of the compound, the salt or the prodrug.

In a preferred embodiment of the present invention, R<sup>1</sup> is phenyl substituted with one or more substituents, 2-pyridyl optionally substituted with one or more substituents, or 4-pyridyl optionally substituted with one or more substituents; more preferably, R<sup>1</sup> is a phenyl substituted with one to three substituents independently selected from the group consisting of halo (preferably, chloro or fluoro), (C<sub>1</sub>-C<sub>4</sub>)alkoxy, (C<sub>1</sub>-C<sub>4</sub>)alkyl, halo-substituted (C<sub>1</sub>-C<sub>4</sub>)alkyl (preferably fluoro-substituted alkyl), and cyano; most preferably, R<sup>1</sup> is 2-chlorophenyl, 2-fluorophenyl, 2,4-dichlorophenyl, 2-fluoro-4-chlorophenyl, 2-chloro-4-fluorophenyl, or 2,4-difluorophenyl: and

R<sup>2</sup> is a phenyl substituted with one or more substituents or a 2-pyridyl substituted with one or more substituents; more preferably, R<sup>2</sup> is a phenyl substituted with one to three substituents independently selected from the group consisting of halo (preferably, chloro or fluoro), (C<sub>1</sub>-C<sub>4</sub>)alkoxy, (C<sub>1</sub>-C<sub>4</sub>)alkyl, halo-substituted (C<sub>1</sub>-C<sub>4</sub>)alkyl (preferably fluoro-substituted alkyl), and cyano; most preferably, R<sup>2</sup> is 4-chlorophenyl or 4-fluorophenyl.

In one embodiment of the present invention, a compound of Formula (I) is provided where R<sup>4</sup> is -(NH)<sub>n</sub>-N(R<sup>4a</sup>)(R<sup>4a'</sup>), where n is 0 or 1, R<sup>4a</sup> is hydrogen and R<sup>4a'</sup> is a chemical moiety selected from the group consisting of (C<sub>1</sub>-C<sub>8</sub>)alkyl, aryl, heteroaryl, aryl(C<sub>1</sub>-C<sub>4</sub>)alkyl, a partially or fully saturated (C<sub>3</sub>-C<sub>10</sub>)cycloalkyl, heteroaryl(C<sub>1</sub>-C<sub>3</sub>)alkyl, 5-6 membered lactone, 5- to 6-membered lactam, and a 3- to 6-membered partially or fully saturated heterocycle, where said chemical moiety is optionally substituted with one or more substituents; a pharmaceutically acceptable salt thereof or a solvate or hydrate of the compound or the salt. R<sup>4a'</sup> is preferably a chemical moiety selected from (C<sub>1</sub>-C<sub>8</sub>)alkyl, phenyl(C<sub>1</sub>-C<sub>4</sub>)alkyl, or a partially or fully saturated (C<sub>3</sub>-C<sub>10</sub>)cycloalkyl, where the chemical moiety is optionally substituted with one or more substituents (preferably, 1 to 3 substituents).

Preferred compounds where n is 0 include:

5-(4-chloro-phenyl)-4-(2,4-dichloro-phenyl)-pyrimidine-2-carboxylic acid benzylamide;

5-(4-chloro-phenyl)-4-(2,4-dichloro-phenyl)-pyrimidine-2-carboxylic acid adamantan-1-ylamide;

- 5-(4-chloro-phenyl)-4-(2,4-dichloro-phenyl)-pyrimidine-2-carboxylic acid indan-2-ylamide;
- 5-(4-chloro-phenyl)-4-(2,4-dichloro-phenyl)-pyrimidine-2-carboxylic acid (1-phenyl-ethyl)-amide;
- 5 5-(4-chloro-phenyl)-4-(2,4-dichloro-phenyl)-pyrimidine-2-carboxylic acid 2-fluoro-4-trifluoromethyl-benzylamide;
- 5-(4-chloro-phenyl)-4-(2,4-dichloro-phenyl)-pyrimidine-2-carboxylic acid [1-(4-fluoro-phenyl)-ethyl]-amide;
- 5-(4-chloro-phenyl)-4-(2,4-dichloro-phenyl)-pyrimidine-2-carboxylic acid (1-phenyl-ethyl)-amide;
- 10 5-(4-chloro-phenyl)-4-(2,4-dichloro-phenyl)-pyrimidine-2-carboxylic acid [1-(4-chloro-phenyl)-ethyl]-amide;
- 5-(4-chloro-phenyl)-4-(2,4-dichloro-phenyl)-pyrimidine-2-carboxylic acid [1-(2-methoxy-phenyl)-ethyl]-amide;
- 15 5-(4-chloro-phenyl)-4-(2,4-dichloro-phenyl)-pyrimidine-2-carboxylic acid (1(S)-p-tolyl-ethyl)-amide;
- 5-(4-chloro-phenyl)-4-(2,4-dichloro-phenyl)-pyrimidine-2-carboxylic acid (1-methyl-1-phenyl-ethyl)-amide;
- : 5-(4-chloro-phenyl)-4-(2,4-dichloro-phenyl)-pyrimidine-2-carboxylic acid (1,1-
- 20 dimethyl-propyl)-amide;
- 4-(5-bromo-pyridin-2-yl)-5-(4-chloro-phenyl)-pyrimidine-2-carboxylic acid (1-methyl-1-phenyl-ethyl)-amide;
- 4-(5-bromo-pyridin-2-yl)-5-(4-chloro-phenyl)-pyrimidine-2-carboxylic acid (1(R)-phenyl-ethyl)-amide;
- 25 4-(5-bromo-pyridin-2-yl)-5-(4-chloro-phenyl)-pyrimidine-2-carboxylic acid [2-(4-fluoro-phenyl)-1,1-dimethyl-ethyl]-amide;
- 5-(4-chloro-phenyl)-4-(2,4-dimethyl-phenyl)-pyrimidine-2-carboxylic acid (1-methyl-1-phenyl-ethyl)-amide;
- 5-(5-chloro-pyridin-2-yl)-4-(2,4-dichloro-phenyl)-pyrimidine-2-carboxylic acid (1-methyl-1-phenyl-ethyl)-amide; and
- 30 5-(5-chloro-pyridin-2-yl)-4-(2,4-dichloro-phenyl)-pyrimidine-2-carboxylic acid (1(R)-phenyl-ethyl)-amide;
- a pharmaceutically acceptable salt thereof or a solvate or hydrate of said compound or said salt.

In another embodiment of the present invention, a compound of Formula (I) is provided where  $R^4$  is  $-(NH)_n-N(R^{4a})(R^{4a'})$ , where  $n$  is 0,  $R^{4a}$  is an optionally substituted (C<sub>1</sub>-C<sub>8</sub>)alkyl, and  $R^{4a'}$  is a chemical moiety selected from the group consisting of (C<sub>1</sub>-C<sub>8</sub>)alkyl, aryl, heteroaryl, aryl(C<sub>1</sub>-C<sub>4</sub>)alkyl, a partially or fully saturated (C<sub>3</sub>-C<sub>10</sub>)cycloalkyl, heteroaryl(C<sub>1</sub>-C<sub>3</sub>)alkyl, 5-6 membered lactone, 5- to 6-membered lactam, and a 3- to 6-membered partially or fully saturated heterocycle, where the chemical moiety is optionally substituted with one or more substituents; a pharmaceutically acceptable salt thereof or a solvate or hydrate of the compound or the salt.  $R^{4a}$  is preferably (C<sub>1</sub>-C<sub>6</sub>)alkyl, and  $R^{4a'}$  is preferably a chemical moiety selected from (C<sub>1</sub>-C<sub>8</sub>)alkyl, aryl, heteroaryl, aryl(C<sub>1</sub>-C<sub>4</sub>)alkyl, a partially or fully saturated (C<sub>3</sub>-C<sub>10</sub>)cycloalkyl, heteroaryl(C<sub>1</sub>-C<sub>3</sub>)alkyl, or a 3- to 6-membered partially or fully saturated heterocycle, where the chemical moiety is optionally substituted with one or more substituents (preferably, 1 to 3 substituents);

Representative compounds of this embodiment include:

5-(4-chloro-phenyl)-4-(2,4-dichloro-phenyl)-pyrimidine-2-carboxylic acid cyclohexyl-methyl-amide;

5-(4-chloro-phenyl)-4-(2,4-dichloro-phenyl)-pyrimidine-2-carboxylic acid methyl-pyridin-2-yl-amide;

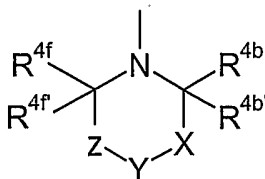
5-(4-chloro-phenyl)-4-(2,4-dichloro-phenyl)-pyrimidine-2-carboxylic acid (2-hydroxy-ethyl)-propyl-amide;

5-(4-chloro-phenyl)-4-(2,4-dichloro-phenyl)-pyrimidine-2-carboxylic acid methyl-(1-methyl-pyrrolidin-3-yl)-amide; and

5-(4-chloro-phenyl)-4-(2,4-dichloro-phenyl)-pyrimidine-2-carboxylic acid (1-benzyl-pyrrolidin-3-yl)-methyl-amide;

a pharmaceutically acceptable salt thereof or a solvate or hydrate of said compound or said salt.

In yet another embodiment of the present invention, a compound of Formula (I) is provided where  $R^4$  is  $-(NH)_n-N(R^{4a})(R^{4a'})$ , where  $n$  is 0, and  $R^{4a}$  and  $R^{4a'}$  are taken together to form a heterocycle having Formula (IA)



**IA**

where  $R^{4b}$  and  $R^{4b'}$  are each independently hydrogen, cyano, hydroxy, amino,  $H_2NC(O)-$ , or a chemical moiety selected from the group consisting of  $(C_1-C_6)$ alkyl,  $(C_1-C_6)$ alkoxy, acyloxy, acyl,  $(C_1-C_3)$ alkyl-O-C(O)-,  $(C_1-C_4)$ alkyl-NH-C(O)-,  $(C_1-C_4)$ alkyl) $_2$ N-C(O)-,  $(C_1-C_6)$ alkylamino-,  $((C_1-C_4)$ alkyl) $_2$ amino-,  $(C_3-C_6)$ cycloalkylamino-, acylamino-, aryl $(C_1-C_4)$ alkylamino-, heteroaryl $(C_1-C_4)$ alkylamino-, aryl, heteroaryl, a 3-6 membered partially or fully saturated heterocycle, and a 3-6 membered partially or fully saturated carbocyclic ring, where said moiety is optionally substituted with one or more substituents,

or either  $R^{4b}$  or  $R^{4b'}$  taken together with  $R^{4e}$ ,  $R^{4e'}$ ,  $R^{4f}$ , or  $R^{4f'}$  forms a bond, a methylene bridge, or an ethylene bridge;

X is a bond,  $-CH_2CH_2-$  or  $-C(R^{4c})(R^{4c'})-$ , where  $R^{4c}$  and  $R^{4c'}$  are each independently hydrogen, cyano, hydroxy, amino,  $H_2NC(O)-$ , or a chemical moiety selected from the group consisting of  $(C_1-C_6)$ alkyl,  $(C_1-C_6)$ alkoxy, acyloxy, acyl,  $(C_1-C_3)$ alkyl-O-C(O)-,  $(C_1-C_4)$ alkyl-NH-C(O)-,  $((C_1-C_4)$ alkyl) $_2$ N-C(O)-,  $(C_1-C_6)$ alkylamino-, di $(C_1-C_4)$ alkylamino-,  $(C_3-C_6)$ cycloalkylamino-, acylamino-, aryl $(C_1-C_4)$ alkylamino-, heteroaryl $(C_1-C_4)$ alkylamino-, aryl, heteroaryl, a 3-6 membered partially or fully saturated heterocycle, and a 3-6 membered partially or fully saturated carbocyclic ring, where said moiety is optionally substituted with one or more substituents,

or either  $R^{4c}$  or  $R^{4c'}$  taken together with  $R^{4e}$ ,  $R^{4e'}$ ,  $R^{4f}$ , or  $R^{4f'}$  forms a bond, a methylene bridge or an ethylene bridge,

or either  $R^{4c}$  or  $R^{4c'}$  taken together with either  $R^{4d}$  or  $R^{4d'}$  forms a fused aromatic ring;

Y is oxygen, sulfur,  $-C(O)-$ , or  $-C(R^{4d})(R^{4d'})-$ , where  $R^{4d}$  and  $R^{4d'}$  are each independently hydrogen, cyano, hydroxy, amino,  $H_2NC(O)-$ , or a chemical moiety selected from the group consisting of  $(C_1-C_6)$ alkyl,  $(C_1-C_6)$ alkoxy, acyloxy, acyl,  $(C_1-C_3)$ alkyl-O-C(O)-,  $(C_1-C_4)$ alkyl-NH-C(O)-,  $((C_1-C_4)$ alkyl) $_2$ N-C(O)-,  $(C_1-C_6)$ alkylamino-, di $(C_1-C_4)$ alkylamino-,  $(C_3-C_6)$ cycloalkylamino-, acylamino-, aryl $(C_1-C_4)$ alkylamino-, heteroaryl $(C_1-C_4)$ alkylamino-,  $(C_1-C_6)$ alkyl-SO $_2$ -, aryl, heteroaryl, a 3-6 membered partially or fully saturated heterocycle, and a 3-6 membered partially or fully saturated carbocyclic ring, where said moiety is optionally substituted with one or more substituents,

or  $R^{4d}$  and  $R^{4d'}$  taken together form a 3-6 membered partially or fully saturated heterocyclic ring, a 5-6 membered lactone ring, or a 4-6 membered lactam ring, where said heterocyclic ring, said lactone ring and said lactam ring are optionally

substituted with one or more substituents and said lactone ring and said lactam ring optionally contain an additional heteroatom selected from oxygen, nitrogen or sulfur, or either R<sup>4d'</sup> or R<sup>4d''</sup> taken together with R<sup>4c</sup>, R<sup>4c'</sup>, R<sup>4e</sup>, or R<sup>4e'</sup> forms a fused aromatic ring;

5 Y is -NR<sup>4d''</sup>-, where R<sup>4d''</sup> is a hydrogen or a chemical moiety selected from the group consisting of (C<sub>1</sub>-C<sub>6</sub>)alkyl, (C<sub>3</sub>-C<sub>6</sub>)cycloalkyl, (C<sub>1</sub>-C<sub>3</sub>)alkylsulfonyl-, (C<sub>1</sub>-C<sub>3</sub>)alkylaminosulfonyl-, di(C<sub>1</sub>-C<sub>3</sub>)alkylaminosulfonyl-, acyl, (C<sub>1</sub>-C<sub>6</sub>)alkyl-O-C(O)-, aryl, and heteroaryl, where said moiety is optionally substituted with one or more substituents;

10 Z is a bond, -CH<sub>2</sub>CH<sub>2</sub>-, or -C(R<sup>4e</sup>)(R<sup>4e'</sup>)-, where R<sup>4e</sup> and R<sup>4e'</sup> are each independently hydrogen, cyano, hydroxy, amino, H<sub>2</sub>NC(O)-, or a chemical moiety selected from the group consisting of (C<sub>1</sub>-C<sub>6</sub>)alkyl, (C<sub>1</sub>-C<sub>6</sub>)alkoxy, acyloxy, acyl, (C<sub>1</sub>-C<sub>3</sub>)alkyl-O-C(O)-, (C<sub>1</sub>-C<sub>4</sub>)alkyl-NH-C(O)-, ((C<sub>1</sub>-C<sub>4</sub>)alkyl)<sub>2</sub>N-C(O)-, (C<sub>1</sub>-C<sub>6</sub>)alkylamino-, di(C<sub>1</sub>-C<sub>4</sub>)alkylamino-, (C<sub>3</sub>-C<sub>6</sub>)cycloalkylamino-, acylamino-, aryl(C<sub>1</sub>-C<sub>4</sub>)alkylamino-,  
 15 heteroaryl(C<sub>1</sub>-C<sub>4</sub>)alkylamino-, aryl, heteroaryl, a 3-6 membered partially or fully saturated heterocycle, and a 3-6 membered partially or fully saturated carbocyclic ring, where said moiety is optionally substituted with one or more substituents,  
 or either R<sup>4e</sup> or R<sup>4e'</sup> taken together with R<sup>4b</sup>, R<sup>4b'</sup>, R<sup>4c</sup>, or R<sup>4c'</sup> forms a bond, a methylene bridge or an ethylene bridge

20 or either R<sup>4e</sup> or R<sup>4e'</sup> is taken together with either R<sup>4d'</sup> or R<sup>4d''</sup> forms a fused aromatic ring; and

R<sup>4f</sup> and R<sup>4f'</sup> are each independently hydrogen, cyano, hydroxy, amino, H<sub>2</sub>NC(O)-, or a chemical moiety selected from the group consisting of (C<sub>1</sub>-C<sub>6</sub>)alkyl, (C<sub>1</sub>-C<sub>6</sub>)alkoxy, acyloxy, acyl, (C<sub>1</sub>-C<sub>3</sub>)alkyl-O-C(O)-, (C<sub>1</sub>-C<sub>4</sub>)alkyl-NH-C(O)-, ((C<sub>1</sub>-C<sub>4</sub>)alkyl)<sub>2</sub>N-C(O)-, (C<sub>1</sub>-C<sub>6</sub>)alkylamino-, di(C<sub>1</sub>-C<sub>4</sub>)alkylamino-, (C<sub>3</sub>-C<sub>6</sub>)cycloalkylamino-, acylamino-, aryl(C<sub>1</sub>-C<sub>4</sub>)alkylamino-, heteroaryl(C<sub>1</sub>-C<sub>4</sub>)alkylamino-, aryl, heteroaryl, a 3-6 membered partially or fully saturated heterocycle, and a 3-6 membered partially or fully saturated carbocyclic ring, where said moiety is optionally substituted with one or more substituents,

30 or either R<sup>4f</sup> or R<sup>4f'</sup> taken together with R<sup>4b</sup>, R<sup>4b'</sup>, R<sup>4c</sup>, or R<sup>4c'</sup> forms a bond, a methylene bridge or an ethylene bridge;

a pharmaceutically acceptable salt thereof or a solvate or hydrate of the compound or the salt.

Preferably, R<sup>4b</sup> is hydrogen, an optionally substituted (C<sub>1</sub>-C<sub>3</sub>)alkyl, or taken together with R<sup>4e</sup>, R<sup>4e'</sup>, R<sup>4f</sup>, or R<sup>4f'</sup> forms a bond, a methylene bridge, or an ethylene bridge; R<sup>4b'</sup> is hydrogen, an optionally substituted (C<sub>1</sub>-C<sub>3</sub>)alkyl, or taken together with R<sup>4e</sup>, R<sup>4e'</sup>, R<sup>4f</sup>, or R<sup>4f'</sup> forms a bond, a methylene bridge, or an ethylene bridge; R<sup>4f</sup> is  
 5 hydrogen, an optionally substituted (C<sub>1</sub>-C<sub>3</sub>)alkyl, or taken together with R<sup>4b</sup>, R<sup>4b'</sup>, R<sup>4c</sup>, or R<sup>4c'</sup> forms a bond, a methylene bridge, or an ethylene bridge; and R<sup>4f'</sup> is hydrogen, an optionally substituted (C<sub>1</sub>-C<sub>3</sub>)alkyl, or taken together with R<sup>4b</sup>, R<sup>4b'</sup>, R<sup>4c</sup>, or R<sup>4c'</sup> forms a bond, a methylene bridge, or an ethylene bridge, and even more preferably, R<sup>4b</sup>, R<sup>4b'</sup>, R<sup>4f</sup>, and R<sup>4f'</sup> are all hydrogen.

10 When Y is -NR<sup>4d''</sup>-, then R<sup>4d''</sup> is preferably a hydrogen, heteroary, or an optionally substituted (C<sub>1</sub>-C<sub>6</sub>)alkyl; X is -CH<sub>2</sub>CH<sub>2</sub>- or -C(R<sup>4c</sup>)(R<sup>4c'</sup>)-, where R<sup>4c</sup> and R<sup>4c'</sup> are each independently hydrogen, or an optionally substituted (C<sub>1</sub>-C<sub>6</sub>)alkyl, or either R<sup>4c</sup> or R<sup>4c'</sup> taken together with R<sup>4e</sup>, R<sup>4e'</sup>, R<sup>4f</sup>, or R<sup>4f'</sup> forms a bond, a methylene bridge or an ethylene bridge; and Z is -CH<sub>2</sub>CH<sub>2</sub>- or -C(R<sup>4e</sup>)(R<sup>4e'</sup>)-, where R<sup>4e</sup> and R<sup>4e'</sup> are  
 15 each independently hydrogen, or an optionally substituted (C<sub>1</sub>-C<sub>6</sub>)alkyl, or either R<sup>4e</sup> or R<sup>4e'</sup> taken together with R<sup>4b</sup>, R<sup>4b'</sup>, R<sup>4c</sup>, or R<sup>4c'</sup> forms a bond, a methylene bridge or an ethylene bridge.

Preferred compounds include:

20 [5-(4-chloro-phenyl)-4-(2,4-dichloro-phenyl)-pyrimidin-2-yl]-(4-pyrimidin-2-yl-piperazin-1-yl)-methanone;

[5-(4-chloro-phenyl)-4-(2,4-dichloro-phenyl)-pyrimidin-2-yl]-(4-pyridin-2-yl-piperazin-1-yl)-methanone;

[5-(4-chloro-phenyl)-4-(2,4-dichloro-phenyl)-pyrimidin-2-yl]-(4-methyl-piperazin-1-yl)-methanone;

25 [5-(4-chloro-phenyl)-4-(2,4-dichloro-phenyl)-pyrimidin-2-yl]-(4-ethyl-piperazin-1-yl)-methanone;

[4-(4-chloro-phenyl)-5-(2,4-dichloro-phenyl)-pyrimidin-2-yl]-(4-pyridin-2-yl-piperazin-1-yl)-methanone;

30 [5-(4-chloro-phenyl)-4-(2,4-dichloro-phenyl)-pyrimidin-2-yl]-(4-pyridin-2-yl-piperazin-1-yl)-methanone; and

[5-(4-chloro-phenyl)-4-(2,4-dichloro-phenyl)-pyrimidin-2-yl]-(4-methyl-[1,4]diazepan-1-yl)-methanone;

a pharmaceutically acceptable salt thereof, or a solvate or hydrate of said compound or said salt.

When Y is  $-\text{C}(\text{R}^{4d})(\text{R}^{4d})-$ , then  $\text{R}^{4d}$  is preferably hydrogen, cyano, hydroxy, amino,  $\text{H}_2\text{NC}(\text{O})-$ , or a chemical moiety selected from the group consisting of (C<sub>1</sub>-C<sub>6</sub>)alkyl, (C<sub>1</sub>-C<sub>6</sub>)alkoxy, acyloxy, acyl, (C<sub>1</sub>-C<sub>3</sub>)alkyl-O-C(O)-, (C<sub>1</sub>-C<sub>4</sub>)alkyl-NH-C(O)-, ((C<sub>1</sub>-C<sub>4</sub>)alkyl)<sub>2</sub>N-C(O)-, (C<sub>1</sub>-C<sub>6</sub>)alkylamino-, ((C<sub>1</sub>-C<sub>4</sub>)alkyl)<sub>2</sub>amino-, (C<sub>3</sub>-C<sub>6</sub>)cycloalkylamino-, acylamino-, aryl(C<sub>1</sub>-C<sub>4</sub>)alkylamino-, heteroaryl(C<sub>1</sub>-C<sub>4</sub>)alkylamino-, (C<sub>1</sub>-C<sub>6</sub>)alkyl-SO<sub>2</sub>-, aryl, heteroaryl, a 3-6 membered partially or fully saturated heterocycle, and a 3-6 membered partially or fully saturated carbocyclic ring, where the moiety is optionally substituted with one or more substituents;

$\text{R}^{4d}$  is hydrogen,  $\text{H}_2\text{NC}(\text{O})-$ , or a chemical moiety selected from the group consisting of (C<sub>1</sub>-C<sub>6</sub>)alkyl, acyl, (C<sub>1</sub>-C<sub>3</sub>)alkyl-O-C(O)-, (C<sub>1</sub>-C<sub>4</sub>)alkyl-NH-C(O)-, (C<sub>1</sub>-C<sub>4</sub>)alkyl)<sub>2</sub>N-C(O)-, aryl, heteroaryl, a 3-6 membered partially or fully saturated heterocycle, and a 3-6 membered partially or fully saturated carbocyclic ring, where the moiety is optionally substituted with one or more substituents; or either  $\text{R}^{4d}$  or  $\text{R}^{4d}$  taken together with  $\text{R}^{4c}$ ,  $\text{R}^{4c}$ ,  $\text{R}^{4e}$ , or  $\text{R}^{4e}$  forms a fused aromatic ring; X is a bond or  $-\text{C}(\text{R}^{4c})(\text{R}^{4c})-$ , where  $\text{R}^{4c}$  and  $\text{R}^{4c}$  are hydrogen or either  $\text{R}^{4c}$  or  $\text{R}^{4c}$  is hydroxy or taken together with  $\text{R}^{4d}$  or  $\text{R}^{4d}$  forms a fused aromatic ring; and Z is a bond or  $-\text{C}(\text{R}^{4e})(\text{R}^{4e})-$ , where  $\text{R}^{4e}$  and  $\text{R}^{4e}$  are each hydrogen or either  $\text{R}^{4e}$  or  $\text{R}^{4e}$  is hydroxy or taken together with  $\text{R}^{4d}$  or  $\text{R}^{4d}$  forms a fused aromatic ring; a pharmaceutically acceptable salt thereof or a solvate or hydrate of said compound or said salt.

Representative compounds for this embodiment include:

[5-(4-chloro-phenyl)-4-(2,4-dichloro-phenyl)-pyrimidin-2-yl]-[4-(3,5-difluoro-phenyl)-4-methanesulfonyl-piperidin-1-yl]-methanone;

[5-(4-chloro-phenyl)-4-(2,4-dichloro-phenyl)-pyrimidin-2-yl]-[4-(2-hydroxy-ethyl)-piperidin-1-yl]-methanone;

[5-(4-chloro-phenyl)-4-(2,4-dichloro-phenyl)-pyrimidin-2-yl]-(2-hydroxymethyl-pyrrolidin-1-yl)-methanone;

[5-(4-chloro-phenyl)-4-(2,4-dichloro-phenyl)-pyrimidin-2-yl]-(6-hydroxymethyl-3-aza-bicyclo[3.1.0]hex-3-yl)-methanone;

[5-(4-Chloro-phenyl)-4-(2,4-dichloro-phenyl)-pyrimidin-2-yl]-(2(S)-methoxymethyl-pyrrolidin-1-yl)-methanone;

[5-(4-chloro-phenyl)-4-(2,4-dichloro-phenyl)-pyrimidin-2-yl]-(4-hydroxy-piperidin-1-yl)-methanone;

[5-(4-chloro-phenyl)-4-(2,4-dichloro-phenyl)-pyrimidin-2-yl]-(3,4-dihydro-1H-isoquinolin-2-yl)-methanone;

[5-(4-chloro-phenyl)-4-(2,4-dichloro-phenyl)-pyrimidin-2-yl]-(3,5-dimethyl-piperidin-1-yl)-methanone;

[5-(4-chloro-phenyl)-4-(2,4-dichloro-phenyl)-pyrimidin-2-yl]-piperidin-1-yl-methanone;

5 [5-(4-chloro-phenyl)-4-(2,4-dichloro-phenyl)-pyrimidin-2-yl]-[4-(4-fluoro-phenyl)-4-hydroxy-piperidin-1-yl]-methanone;

[5-(4-chloro-phenyl)-4-(2,4-dichloro-phenyl)-pyrimidin-2-yl]-(3-hydroxy-piperidin-1-yl)-methanone;

10 1-[5-(4-chloro-phenyl)-4-(2,4-dichloro-phenyl)-pyrimidine-2-carbonyl]-piperidine-4-carboxylic acid amide;

[1,4']bipiperidinyl-1'-yl-[5-(4-chloro-phenyl)-4-(2,4-dichloro-phenyl)-pyrimidin-2-yl]-methanone;

[5-(4-chloro-phenyl)-4-(2,4-dichloro-phenyl)-pyrimidin-2-yl]-(2,6-dimethyl-piperidin-1-yl)-methanone;

15 (2,5-bis-methoxymethyl-pyrrolidin-1-yl)-[5-(4-chloro-phenyl)-4-(2,4-dichloro-phenyl)-pyrimidin-2-yl]-methanone;

[5-(4-chloro-phenyl)-4-(2,4-dichloro-phenyl)-pyrimidin-2-yl]-(4-phenyl-piperidin-1-yl)-methanone; and

20 1-[4-(5-bromo-pyridin-2-yl)-5-(4-chloro-phenyl)-pyrimidine-2-carbonyl]-4-phenyl-piperidine-4-carbonitrile;

1-{1-[5-(4-chloro-phenyl)-4-(2,4-dichloro-phenyl)-pyrimidine-2-carbonyl]-4-phenyl-piperidin-4-yl}-ethanone;

{1-[5-(4-chloro-phenyl)-4-(2,4-dichloro-phenyl)-pyrimidine-2-carbonyl]-4-phenyl-piperidin-4-yl}-pyrrolidin-1-yl-methanone;

25 1-[5-(4-chloro-phenyl)-4-(2,4-dichloro-phenyl)-pyrimidine-2-carbonyl]-4-phenyl-piperidine-4-carbonitrile; and

1-[5-(5-chloro-pyridin-2-yl)-4-(2,4-dichloro-phenyl)-pyrimidine-2-carbonyl]-4-phenyl-piperidine-4-carbonitrile;

30 a pharmaceutically acceptable salt thereof or a solvate or hydrate of said compound or said salt.

Preferred compounds include:

1-{1-[5-(4-chloro-phenyl)-4-(2,4-dichloro-phenyl)-pyrimidine-2-carbonyl]-4-phenyl-piperidin-4-yl}-ethanone;

{1-[5-(4-chloro-phenyl)-4-(2,4-dichloro-phenyl)-pyrimidine-2-carbonyl]-4-phenyl-piperidin-4-yl}-pyrrolidin-1-yl-methanone;

1-[5-(4-chloro-phenyl)-4-(2,4-dichloro-phenyl)-pyrimidine-2-carbonyl]-4-phenyl-piperidine-4-carbonitrile; and

5 1-[5-(5-chloro-pyridin-2-yl)-4-(2,4-dichloro-phenyl)-pyrimidine-2-carbonyl]-4-phenyl-piperidine-4-carbonitrile;

a pharmaceutically acceptable salt thereof or a solvate or hydrate of said compound or said salt.

When Y is oxygen, X is preferably  $-C(R^{4c})(R^{4c'})-$ , where  $R^{4c}$  and  $R^{4c'}$  are each independently hydrogen or  $(C_1-C_6)$ alkyl; and Z is  $-C(R^{4e})(R^{4e'})-$ , where  $R^{4e}$  and  $R^{4e'}$  are each independently hydrogen or  $(C_1-C_6)$ alkyl; a pharmaceutically acceptable salt thereof or a solvate or hydrate of said compound or said salt.

Representative compounds of this embodiment include:

15 [5-(4-chloro-phenyl)-4-(2,4-dichloro-phenyl)-pyrimidin-2-yl]-morpholin-4-yl-methanone; and

[5-(4-chloro-phenyl)-4-(2,4-dichloro-phenyl)-pyrimidin-2-yl]-(2,6-dimethyl-morpholin-4-yl)-methanone;

a pharmaceutically acceptable salt thereof, or a solvate or hydrate of the compound or the salt.

20 In yet another embodiment of the present invention, a compound of Formula (I) is provided where  $R^4$  is  $-(NH)_n-N(R^{4a})(R^{4a'})$ , where n is 1; a pharmaceutically acceptable salt thereof or a solvate or hydrate of the compound or the salt.

Preferred embodiments include  $R^{4a}$  and  $R^{4a'}$  as defined above for those compounds where n is 0.

25 A preferred compound of this embodiment is 5-(4-Chloro-phenyl)-4-(2-chloro-phenyl)-pyrimidine-2-carboxylic acid piperidin-1-ylamide; a pharmaceutically acceptable salt thereof, or a solvate or hydrate of the compound or the salt.

Some of the compounds described herein contain at least one chiral center; consequently, those skilled in the art will appreciate that all stereoisomers (e.g., enantiomers and diastereoisomers) of the compounds illustrated and discussed herein are within the scope of the present invention. In addition, tautomeric forms of the compounds are also within the scope of the present invention. Those skilled in the art will recognize that chemical moieties such as an alpha-amino ether or an alpha-

chloro amine may be too unstable to isolate; therefore, such moieties do not form a part of this invention.

In another embodiment of the present invention, a pharmaceutical composition is provided that comprises (1) a compound of the present invention; and  
5 (2) a pharmaceutically acceptable excipient, diluent, or carrier. Preferably, the composition comprises a therapeutically effective amount of a compound of the present invention. The composition may also contain at least one additional pharmaceutical agent (described herein). Preferred agents include nicotine receptor partial agonists, opioid antagonists (e.g., naltrexone and nalmefene), dopaminergic  
10 agents (e.g., apomorphine), attention deficit activity disorder (ADHD) agents (e.g., Ritalin™, Strattera™, Concerta™ and Adderall™), and anti-obesity agents (described herein below).

In yet another embodiment of the present invention, a method for treating a disease, condition or disorder modulated by a cannabinoid receptor (in particular, a  
15 CB1 receptor) antagonist in animals that includes the step of administering to an animal in need of such treatment a therapeutically effective amount of a compound of the present invention including compounds where R<sup>1</sup> and R<sup>2</sup> are both a mono-substituted (C<sub>1</sub>-C<sub>4</sub>)alkoxyphenyl (or a pharmaceutical composition thereof).

Diseases, conditions, and/or disorders modulated by cannabinoid receptor  
20 antagonists include eating disorders (e.g., binge eating disorder, anorexia, and bulimia), weight loss or control (e.g., reduction in calorie or food intake, and/or appetite suppression), obesity, depression, atypical depression, bipolar disorders, psychoses, schizophrenia, behavioral addictions, suppression of reward-related behaviors (e.g., conditioned place avoidance, such as suppression of cocaine- and  
25 morphine-induced conditioned place preference), substance abuse, addictive disorders, impulsivity, alcoholism (e.g., alcohol abuse, addiction and/or dependence including treatment for abstinence, craving reduction and relapse prevention of alcohol intake), tobacco abuse (e.g., smoking addiction, cessation and/or dependence including treatment for craving reduction and relapse prevention of  
30 tobacco smoking), dementia (including memory loss, Alzheimer's disease, dementia of aging, vascular dementia, mild cognitive impairment, age-related cognitive decline, and mild neurocognitive disorder), sexual dysfunction in males (e.g., erectile difficulty), seizure disorders, epilepsy, inflammation, gastrointestinal disorders (e.g., dysfunction of gastrointestinal motility or intestinal propulsion), attention deficit

disorder (ADD/ADHD), Parkinson's disease, and type II diabetes. In a preferred embodiment, the method is used in the treatment of weight loss, obesity, bulimia, ADD/ADHD, Parkinson's disease, dementia, alcoholism, and/or tobacco abuse.

Compounds of the present invention may be administered in combination with  
5 other pharmaceutical agents. Preferred pharmaceutical agents include nicotine  
receptor partial agonists, opioid antagonists (e.g., naltrexone (including naltrexone  
depot), antabuse, and nalmefene), dopaminergic agents (e.g., apomorphine),  
ADD/ADHD agents (e.g., methylphenidate hydrochloride (e.g., Ritalin™ and  
Concerta™), atomoxetine (e.g., Strattera™), and amphetamines (e.g., Adderall™))  
10 and anti-obesity agents, such as apo-B/MTP inhibitors, 11 $\beta$ -hydroxy steroid  
dehydrogenase-1 (11 $\beta$ -HSD type 1) inhibitors, peptide YY<sub>3-36</sub> or analogs thereof,  
MCR-4 agonists, CCK-A agonists, monoamine reuptake inhibitors, sympathomimetic  
agents,  $\beta_3$  adrenergic receptor agonists, dopamine receptor agonists, melanocyte-  
stimulating hormone receptor analogs, 5-HT<sub>2c</sub> receptor agonists, melanin  
15 concentrating hormone receptor antagonists, leptin, leptin analogs, leptin receptor  
agonists, galanin receptor antagonists, lipase inhibitors, bombesin receptor agonists,  
neuropeptide-Y receptor antagonists (e.g., NPY-5 receptor antagonists such as those  
described herein below), thyromimetic agents, dehydroepiandrosterone or analogs  
thereof, glucocorticoid receptor antagonists, orexin receptor antagonists, glucagon-  
20 like peptide-1 receptor agonists, ciliary neurotrophic factors, human agouti-related  
protein antagonists, ghrelin receptor antagonists, histamine 3 receptor antagonists or  
inverse agonists, and neuromedin U receptor agonists, and the like.

The combination therapy may be administered as (a) a single  
pharmaceutical composition which comprises a compound of the present invention,  
25 at least one additional pharmaceutical agent described herein and a  
pharmaceutically acceptable excipient, diluent, or carrier; or (b) two separate  
pharmaceutical compositions comprising (i) a first composition comprising a  
compound of the present invention and a pharmaceutically acceptable excipient,  
diluent, or carrier, and (ii) a second composition comprising at least one additional  
30 pharmaceutical agent described herein and a pharmaceutically acceptable  
excipient, diluent, or carrier. The pharmaceutical compositions may be  
administered simultaneously or sequentially and in any order.

In yet another aspect of the present invention, a pharmaceutical kit is  
provided for use by a consumer to treat diseases, conditions or disorders modulated

by cannabinoid receptor antagonists in an animal. The kit comprises a) a suitable dosage form comprising a compound of the present invention; and b) instructions describing a method of using the dosage form to treat diseases, conditions or disorders that are modulated by cannabinoid receptor (in particular, the CB1  
5 receptor) antagonists.

In yet another embodiment of the present invention is a pharmaceutical kit comprising: a) a first dosage form comprising (i) a compound of the present invention and (ii) a pharmaceutically acceptable carrier, excipient or diluent; b) a second dosage form comprising (i) an additional pharmaceutical agent described herein, and  
10 (ii) a pharmaceutically acceptable carrier, excipient or diluent; and c) a container.

### Definitions

As used herein, the term "alkyl" refers to a hydrocarbon radical of the general formula  $C_nH_{2n+1}$ . The alkane radical may be straight or branched. For example, the term "(C<sub>1</sub>-C<sub>6</sub>)alkyl" refers to a monovalent, straight, or branched aliphatic group  
15 containing 1 to 6 carbon atoms (e.g., methyl, ethyl, *n*-propyl, *i*-propyl, *n*-butyl, *i*-butyl, *s*-butyl, *t*-butyl, *n*-pentyl, 1-methylbutyl, 2-methylbutyl, 3-methylbutyl, neopentyl, 3,3-dimethylpropyl, hexyl, 2-methylpentyl, and the like). Similarly, the alkyl portion (i.e., alkyl moiety) of an alkoxy, acyl (e.g., alkanoyl), alkylamino, dialkylamino, and alkylthio group have the same definition as above. When indicated as being "optionally  
20 substituted", the alkane radical or alkyl moiety may be unsubstituted or substituted with one or more substituents (generally, one to three substituents except in the case of halogen substituents such as perchloro or perfluoroalkyls) independently selected from the group of substituents listed below in the definition for "substituted." "Halo-substituted alkyl" refers to an alkyl group substituted with one or more halogen atoms  
25 (e.g., fluoromethyl, difluoromethyl, trifluoromethyl, perfluoroethyl, and the like). When substituted, the alkane radicals or alkyl moieties are preferably substituted with 1 to 3 fluoro substituents, or 1 or 2 substituents independently selected from (C<sub>1</sub>-C<sub>3</sub>)alkyl, (C<sub>3</sub>-C<sub>6</sub>)cycloalkyl, (C<sub>2</sub>-C<sub>3</sub>)alkenyl, aryl, heteroaryl, 3- to 6-membered heterocycle, chloro, cyano, hydroxy, (C<sub>1</sub>-C<sub>3</sub>)alkoxy, aryloxy, amino, (C<sub>1</sub>-C<sub>6</sub>)alkyl amino, di-(C<sub>1</sub>-  
30 C<sub>4</sub>)alkyl amino, aminocarboxylate (i.e., (C<sub>1</sub>-C<sub>3</sub>)alkyl-O-C(O)-NH-), hydroxy(C<sub>2</sub>-C<sub>3</sub>)alkylamino, or keto (oxy), and more preferably, 1 to 3 fluoro groups, or 1 substituent selected from (C<sub>1</sub>-C<sub>3</sub>)alkyl, (C<sub>3</sub>-C<sub>6</sub>)cycloalkyl, (C<sub>6</sub>)aryl, 6-membered-heteroaryl, 3- to 6-membered heterocycle, (C<sub>1</sub>-C<sub>3</sub>)alkoxy, (C<sub>1</sub>-C<sub>4</sub>)alkyl amino or di-(C<sub>1</sub>-C<sub>2</sub>)alkyl amino.

The terms "partially or fully saturated carbocyclic ring" (also referred to as "partially or fully saturated cycloalkyl") refers to nonaromatic rings that are either partially or fully hydrogenated and may exist as a single ring, bicyclic ring or a spiral ring. Unless specified otherwise, the carbocyclic ring is generally a 3- to 8-membered ring. For example, partially or fully saturated carbocyclic rings (or cycloalkyl) include groups such as cyclopropyl, cyclopropenyl, cyclobutyl, cyclobutenyl, cyclopentyl, cyclopentenyl, cyclopentadienyl, cyclohexyl, cyclohexenyl, cyclohexadienyl, norbornyl (bicyclo[2.2.1]heptyl), norbornenyl, bicyclo[2.2.2]octyl, and the like. When designated as being "optionally substituted", the partially saturated or fully saturated cycloalkyl group may be unsubstituted or substituted with one or more substituents (typically, one to three substituents) independently selected from the group of substituents listed below in the definition for "substituted." A substituted carbocyclic ring also includes groups wherein the carbocyclic ring is fused to a phenyl ring (e.g., indanyl). The carbocyclic group may be attached to the chemical entity or moiety by any one of the carbon atoms within the carbocyclic ring system. When substituted, the carbocyclic group is preferably substituted with 1 or 2 substituents independently selected from (C<sub>1</sub>-C<sub>3</sub>)alkyl, (C<sub>2</sub>-C<sub>3</sub>)alkenyl, (C<sub>1</sub>-C<sub>6</sub>)alkylidenyl, aryl, heteroaryl, 3- to 6-membered heterocycle, chloro, fluoro, cyano, hydroxy, (C<sub>1</sub>-C<sub>3</sub>)alkoxy, aryloxy, amino, (C<sub>1</sub>-C<sub>6</sub>)alkyl amino, di-(C<sub>1</sub>-C<sub>4</sub>)alkyl amino, aminocarboxylate (i.e., (C<sub>1</sub>-C<sub>3</sub>)alkyl-O-C(O)-NH-), hydroxy(C<sub>2</sub>-C<sub>3</sub>)alkylamino, or keto (oxy), and more preferably 1 or 2 from substituents independently selected from (C<sub>1</sub>-C<sub>2</sub>)alkyl, 3- to 6-membered heterocycle, fluoro, (C<sub>1</sub>-C<sub>3</sub>)alkoxy, (C<sub>1</sub>-C<sub>4</sub>)alkyl amino or di-(C<sub>1</sub>-C<sub>2</sub>)alkyl amino. Similarly, any cycloalkyl portion of a group (e.g., cycloalkylalkyl, cycloalkylamino, etc.) has the same definition as above.

The term "partially saturated or fully saturated heterocyclic ring" (also referred to as "partially saturated or fully saturated heterocycle") refers to nonaromatic rings that are either partially or fully hydrogenated and may exist as a single ring, bicyclic ring or a spiral ring. Unless specified otherwise, the heterocyclic ring is generally a 3- to 6-membered ring containing 1 to 3 heteroatoms (preferably 1 or 2 heteroatoms) independently selected from sulfur, oxygen or nitrogen. Partially saturated or fully saturated heterocyclic rings include groups such as epoxy, aziridinyl, tetrahydrofuranyl, dihydrofuranyl, dihydropyridinyl, pyrrolidinyl, N-methylpyrrolidinyl, imidazolidinyl, imidazoliny, piperidinyl, piperazinyl, pyrazolidinyl, 2H-pyranyl, 4H-pyranyl, 2H-chromenyl, oxazinyl, morpholino, thiomorpholino, tetrahydrothienyl,

tetrahydrothienyl 1,1-dioxide, and the like. When indicated as being "optionally substituted", the partially saturated or fully saturated heterocycle group may be unsubstituted or substituted with one or more substituents (typically, one to three substituents) independently selected from the group of substituents listed below in the definition for "substituted." A substituted heterocyclic ring includes groups wherein the heterocyclic ring is fused to an aryl or heteroaryl ring (e.g., 2,3-dihydrobenzofuranyl, 2,3-dihydroindolyl, 2,3-dihydrobenzothiophenyl, 2,3-dihydrobenzothiazolyl, etc.). When substituted, the heterocycle group is preferably substituted with 1 or 2 substituents independently selected from (C<sub>1</sub>-C<sub>3</sub>)alkyl, (C<sub>3</sub>-C<sub>6</sub>)cycloalkyl, (C<sub>2</sub>-C<sub>4</sub>)alkenyl, aryl, heteroaryl, 3- to 6-membered heterocycle, chloro, fluoro, cyano, hydroxy, (C<sub>1</sub>-C<sub>3</sub>)alkoxy, aryloxy, amino, (C<sub>1</sub>-C<sub>6</sub>)alkyl amino, di-(C<sub>1</sub>-C<sub>3</sub>)alkyl amino, aminocarboxylate (i.e., (C<sub>1</sub>-C<sub>3</sub>)alkyl-O-C(O)-NH-), or keto (oxy), and more preferably with 1 or 2 substituents independently selected from (C<sub>1</sub>-C<sub>3</sub>)alkyl, (C<sub>3</sub>-C<sub>6</sub>)cycloalkyl, (C<sub>6</sub>)aryl, 6-membered-heteroaryl, 3- to 6-membered heterocycle, or fluoro. The heterocyclic group may be attached to the chemical entity or moiety by any one of the ring atoms within the heterocyclic ring system. Similarly, any heterocycle portion of a group (e.g., heterocycle-substituted alkyl, heterocycle carbonyl, etc.) has the same definition as above.

The term "aryl" or "aromatic carbocyclic ring" refers to aromatic moieties having a single (e.g., phenyl) or a fused ring system (e.g., naphthalene, anthracene, phenanthrene, etc.). A typical aryl group is a 6- to 10-membered aromatic carbocyclic ring(s). When indicated as being "optionally substituted", the aryl groups may be unsubstituted or substituted with one or more substituents (preferably no more than three substituents) independently selected from the group of substituents listed below in the definition for "substituted." Substituted aryl groups include a chain of aromatic moieties (e.g., biphenyl, terphenyl, phenylnaphthalyl, etc.). When substituted, the aromatic moieties are preferably substituted with 1 or 2 substituents independently selected from (C<sub>1</sub>-C<sub>4</sub>)alkyl, (C<sub>2</sub>-C<sub>3</sub>)alkenyl, aryl, heteroaryl, 3- to 6-membered heterocycle, bromo, chloro, fluoro, iodo, cyano, hydroxy, (C<sub>1</sub>-C<sub>4</sub>)alkoxy, aryloxy, amino, (C<sub>1</sub>-C<sub>6</sub>)alkyl amino, di-(C<sub>1</sub>-C<sub>3</sub>)alkyl amino, or aminocarboxylate (i.e., (C<sub>1</sub>-C<sub>3</sub>)alkyl-O-C(O)-NH-), and more preferably, 1 or 2 substituents selected independently from (C<sub>1</sub>-C<sub>4</sub>)alkyl, chloro, fluoro, cyano, hydroxy, or (C<sub>1</sub>-C<sub>4</sub>)alkoxy. The aryl group may be attached to the chemical entity or moiety by any one of the carbon atoms within the aromatic ring system. Similarly, the aryl portion (i.e.,

aromatic moiety) of an aroyl, aroyloxy (i.e., (aryl)-C(O)-O-), aryl substituted alkyl, and so on has the same definition as above.

The term "heteroaryl" or "heteroaromatic ring" refers to aromatic moieties containing at least one heteroatom (e.g., oxygen, sulfur, nitrogen or combinations thereof) within a 5- to 10-membered aromatic ring system (e.g., pyrrolyl, pyridyl, pyrazolyl, indolyl, indazolyl, thienyl, furanyl, benzofuranyl, oxazolyl, imidazolyl, tetrazolyl, triazinyl, pyrimidyl, pyrazinyl, thiazolyl, purinyl, benzimidazolyl, quinolinyl, isoquinolinyl, benzothiophenyl, benzoxazolyl, etc.). The heteroaromatic moiety may consist of a single or fused ring system. A typical single heteroaryl ring is a 5- to 6-membered ring containing one to three heteroatoms independently selected from oxygen, sulfur and nitrogen and a typical fused heteroaryl ring system is a 9- to 10-membered ring system containing one to four heteroatoms independently selected from oxygen, sulfur and nitrogen. When indicated as being "optionally substituted", the heteroaryl groups may be unsubstituted or substituted with one or more substituents (preferably no more than three substituents) independently selected from the group of substituents listed below in the definition for "substituted." When substituted, the heteroaromatic moieties are preferably substituted with 1 or 2 substituents independently selected from (C<sub>1</sub>-C<sub>4</sub>)alkyl, (C<sub>2</sub>-C<sub>3</sub>)alkenyl, aryl, heteroaryl, 3- to 6-membered heterocycle, bromo, chloro, fluoro, iodo, cyano, hydroxy, (C<sub>1</sub>-C<sub>4</sub>)alkoxy, aryloxy, amino, (C<sub>1</sub>-C<sub>6</sub>)alkyl amino, di-(C<sub>1</sub>-C<sub>3</sub>)alkyl amino, or aminocarboxylate (i.e., (C<sub>1</sub>-C<sub>3</sub>)alkyl-O-C(O)-NH-), and more preferably, 1 or 2 substituents independently selected from (C<sub>1</sub>-C<sub>4</sub>)alkyl, chloro, fluoro, cyano, hydroxy, (C<sub>1</sub>-C<sub>4</sub>)alkoxy, (C<sub>1</sub>-C<sub>4</sub>)alkyl amino or di-(C<sub>1</sub>-C<sub>2</sub>)alkyl amino. The heteroaryl group may be attached to the chemical entity or moiety by any one of the atoms within the aromatic ring system (e.g., imidazol-1-yl, imidazol-2-yl, imidazol-4-yl, imidazol-5-yl, pyrid-2-yl, pyrid-3-yl, pyrid-4-yl, pyrid-5-yl, or pyrid-6-yl). Similarly, the heteroaryl portion (i.e., heteroaromatic moiety) of a heteroaryl (i.e., (heteroaryl)-C(O)-O-) or heteroaryl substituted alkyl, and so on has the same definition as above.

The term "acyl" refers to alkyl, partially saturated or fully saturated cycloalkyl, partially saturated or fully saturated heterocycle, aryl, and heteroaryl substituted carbonyl groups. For example, acyl includes groups such as (C<sub>1</sub>-C<sub>6</sub>)alkanoyl (e.g., formyl, acetyl, propionyl, butyryl, valeryl, caproyl, *t*-butylacetyl, etc.), (C<sub>3</sub>-C<sub>6</sub>)cycloalkylcarbonyl (e.g., cyclopropylcarbonyl, cyclobutylcarbonyl, cyclopentylcarbonyl, cyclohexylcarbonyl, etc.), heterocyclic carbonyl (e.g.,

pyrrolidinylcarbonyl, pyrrolid-2-one-5-carbonyl, piperidinylcarbonyl, piperazinylcarbonyl, tetrahydrofuranlycarbonyl, etc.), aroyl (e.g., benzoyl) and heteroaroyl (e.g., thiophenyl-2-carbonyl, thiophenyl-3-carbonyl, furanyl-2-carbonyl, furanyl-3-carbonyl, 1H-pyrrolyl-2-carbonyl, 1H-pyrrolyl-3-carbonyl, benzo[b]thiophenyl-  
5 2-carbonyl, etc.). In addition, the alkyl, cycloalkyl, heterocycle, aryl and heteroaryl portion of the acyl group may be any one of the groups described in the respective definitions above. When indicated as being "optionally substituted", the acyl group may be unsubstituted or optionally substituted with one or more substituents (typically, one to three substituents) independently selected from the group of  
10 substituents listed below in the definition for "substituted" or the alkyl, cycloalkyl, heterocycle, aryl and heteroaryl portion of the acyl group may be substituted as described above in the preferred and more preferred list of substituents, respectively.

The term "substituted" specifically envisions and allows for one or more substitutions that are common in the art. However, it is generally understood by  
15 those skilled in the art that the substituents should be selected so as to not adversely affect the pharmacological characteristics of the compound or adversely interfere with the use of the medicament. Suitable substituents for any of the groups defined above include (C<sub>1</sub>-C<sub>6</sub>)alkyl, (C<sub>3</sub>-C<sub>7</sub>)cycloalkyl, (C<sub>2</sub>-C<sub>6</sub>)alkenyl, (C<sub>1</sub>-C<sub>6</sub>)alkylidenyl, aryl, heteroaryl, 3- to 6-membered heterocycle, halo (e.g., chloro, bromo, iodo and fluoro),  
20 cyano, hydroxy, (C<sub>1</sub>-C<sub>6</sub>)alkoxy, aryloxy, sulfhydryl (mercapto), (C<sub>1</sub>-C<sub>6</sub>)alkylthio, arylthio, amino, mono- or di-(C<sub>1</sub>-C<sub>6</sub>)alkyl amino, quaternary ammonium salts, amino(C<sub>1</sub>-C<sub>6</sub>)alkoxy, aminocarboxylate (i.e., (C<sub>1</sub>-C<sub>6</sub>)alkyl-O-C(O)-NH-), hydroxy(C<sub>2</sub>-C<sub>6</sub>)alkylamino, amino(C<sub>1</sub>-C<sub>6</sub>)alkylthio, cyanoamino, nitro, (C<sub>1</sub>-C<sub>6</sub>)carbonyl, keto (oxy), acyl, (C<sub>1</sub>-C<sub>6</sub>)alkyl-CO<sub>2</sub>-, glycolyl, glycolyl, hydrazino, guananyl, sulfamyl, sulfonyl, sulfinyl,  
25 thio(C<sub>1</sub>-C<sub>6</sub>)alkyl-C(O)-, thio(C<sub>1</sub>-C<sub>6</sub>)alkyl-CO<sub>2</sub>-, and combinations thereof. In the case of substituted combinations, such as "substituted aryl(C<sub>1</sub>-C<sub>6</sub>)alkyl", either the aryl or the alkyl group may be substituted, or both the aryl and the alkyl groups may be substituted with one or more substituents (typically, one to three substituents except in the case of perhalo substitutions). An aryl or heteroaryl substituted carbocyclic or  
30 heterocyclic group may be a fused ring (e.g., indanyl, dihydrobenzofuranyl, dihydroindolyl, etc.).

The term "solvate" refers to a molecular complex of a compound represented by Formula (I) (including prodrugs and pharmaceutically acceptable salts thereof) with one or more solvent molecules. Such solvent molecules are

those commonly used in the pharmaceutical art, which are known to be innocuous to the recipient, e.g., water, ethanol, and the like. The term "hydrate" refers to the complex where the solvent molecule is water.

The term "protecting group" or "Pg" refers to a substituent that is commonly employed to block or protect a particular functionality while reacting other functional groups on the compound. For example, an "amino-protecting group" is a substituent attached to an amino group that blocks or protects the amino functionality in the compound. Suitable amino-protecting groups include acetyl, trifluoroacetyl, *t*-butoxycarbonyl (BOC), benzyloxycarbonyl (CBz) and 9-fluorenylmethyloxycarbonyl (Fmoc). Similarly, a "hydroxy-protecting group" refers to a substituent of a hydroxy group that blocks or protects the hydroxy functionality. Suitable protecting groups include acetyl and silyl. A "carboxy-protecting group" refers to a substituent of the carboxy group that blocks or protects the carboxy functionality. Common carboxy-protecting groups include  $-\text{CH}_2\text{CH}_2\text{SO}_2\text{Ph}$ , cyanoethyl, 2-(trimethylsilyl)ethyl, 2-(trimethylsilyl)ethoxymethyl, 2-(*p*-toluenesulfonyl)ethyl, 2-(*p*-nitrophenylsulfenyl)ethyl, 2-(diphenylphosphino)-ethyl, nitroethyl and the like. For a general description of protecting groups and their use, see T. W. Greene, Protective Groups in Organic Synthesis, John Wiley & Sons, New York, 1991.

The phrase "therapeutically effective amount" means an amount of a compound of the present invention that (i) treats or prevents the particular disease, condition, or disorder, (ii) attenuates, ameliorates, or eliminates one or more symptoms of the particular disease, condition, or disorder, or (iii) prevents or delays the onset of one or more symptoms of the particular disease, condition, or disorder described herein.

The term "animal" refers to humans (male or female), companion animals (e.g., dogs, cats and horses), food-source animals, zoo animals, marine animals, birds and other similar animal species. "Edible animals" refers to food-source animals such as cows, pigs, sheep and poultry.

The phrase "pharmaceutically acceptable" indicates that the substance or composition must be compatible chemically and/or toxicologically, with the other ingredients comprising a formulation, and/or the mammal being treated therewith.

The terms "treating", "treat", or "treatment" embrace both preventative, i.e., prophylactic, and palliative treatment.

The terms "modulated by a cannabinoid receptor" or "modulation of a cannabinoid receptor" refers to the activation or deactivation of a cannabinoid receptor. For example, a ligand may act as an agonist, partial agonist, inverse agonist, antagonist, or partial antagonist.

5 As used herein, the term "antagonist" includes both full antagonists and partial antagonists, as well as inverse agonists.

The term "CB-1 receptor" refers to the G-protein coupled type 1 cannabinoid receptor.

10 The term "compounds of the present invention" (unless specifically identified otherwise) refer to compounds of Formula (I), prodrugs thereof, pharmaceutically acceptable salts of the compounds, and/or prodrugs, and hydrates or solvates of the compounds, salts, and/or prodrugs, as well as, all stereoisomers (including diastereoisomers and enantiomers), tautomers and isotopically labeled compounds.

#### DETAILED DESCRIPTION

15 The present invention provides compounds and pharmaceutical formulations thereof that are useful in the treatment of diseases, conditions and/or disorders modulated by cannabinoid receptor antagonists.

20 Compounds of the present invention may be synthesized by synthetic routes that include processes analogous to those well-known in the chemical arts, particularly in light of the description contained herein. The starting materials are generally available from commercial sources such as Aldrich Chemicals (Milwaukee, WI) or are readily prepared using methods well known to those skilled in the art (e.g., prepared by methods generally described in Louis F. Fieser and Mary Fieser, Reagents for Organic Synthesis, v. 1-19, Wiley, New York (1967-1999 ed.), or  
25 Beilsteins Handbuch der organischen Chemie, 4, Aufl. ed. Springer-Verlag, Berlin, including supplements (also available *via* the Beilstein online database)).

30 For illustrative purposes, the reaction schemes depicted below provide potential routes for synthesizing the compounds of the present invention as well as key intermediates. For a more detailed description of the individual reaction steps, see the Examples section below. Those skilled in the art will appreciate that other synthetic routes may be used to synthesize the inventive compounds. Although specific starting materials and reagents are depicted in the schemes and discussed below, other starting materials and reagents can be easily substituted to provide a variety of derivatives and/or reaction conditions. In addition, many of the compounds

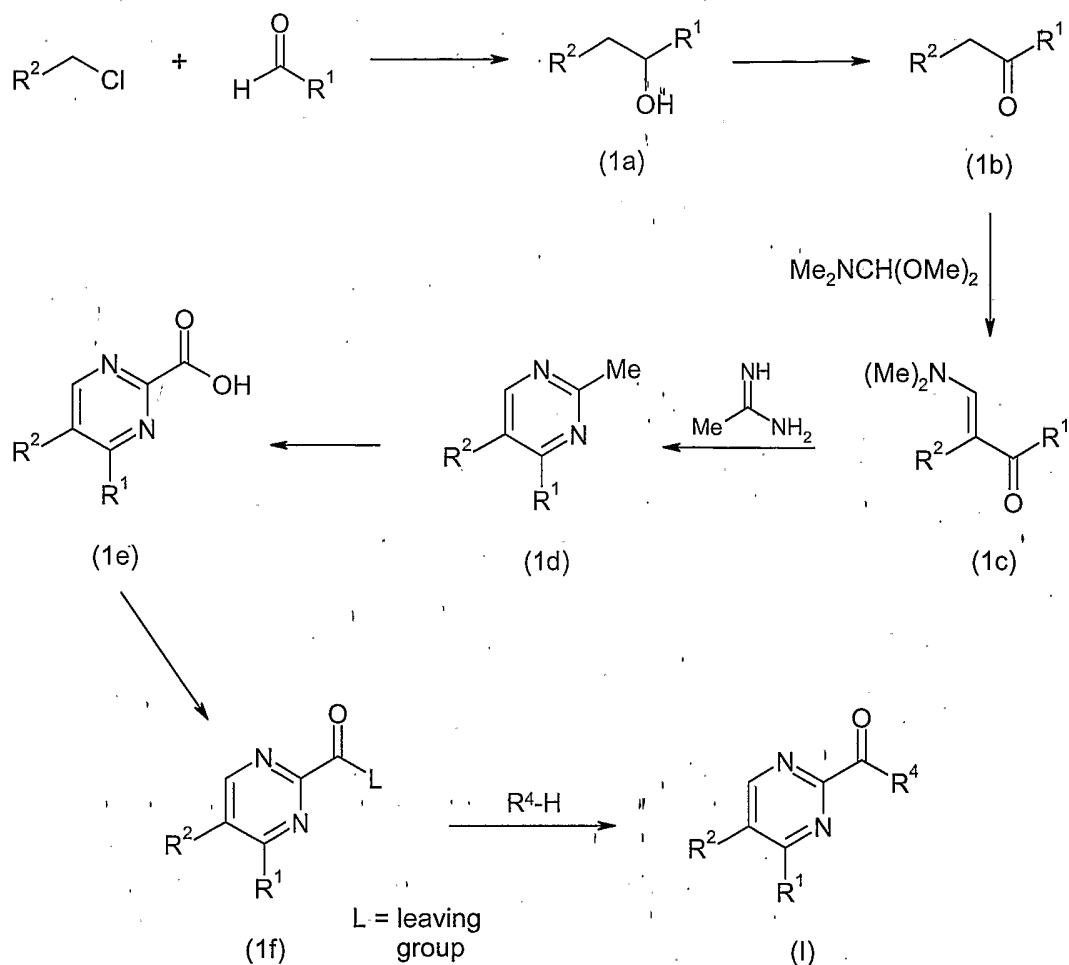
prepared by the methods described below can be further modified in light of this disclosure using conventional chemistry well known to those skilled in the art.

In the preparation of compounds of the present invention, protection of remote functionality (e.g., primary or secondary amine) of intermediates may be necessary.

5 The need for such protection will vary depending on the nature of the remote functionality and the conditions of the preparation methods. Suitable amino-protecting groups (NH-Pg) include acetyl, trifluoroacetyl, *t*-butoxycarbonyl (BOC), benzyloxycarbonyl (CBz) and 9-fluorenylmethylenoxycarbonyl (Fmoc). The need for such protection is readily determined by one skilled in the art. For a general  
10 description of protecting groups and their use, see T. W. Greene, Protective Groups in Organic Synthesis, John Wiley & Sons, New York, 1991.

Compounds of Formula (I) can be prepared using procedures analogous to those described Chem. Pharm. Bull. **42**(9) 1828 (1994); Chem. Pharm. Bull., **28**(2) 571 (1980); and WO 9824782.

15 Scheme I below outlines one approach that one could use to synthesis compounds of the present invention.



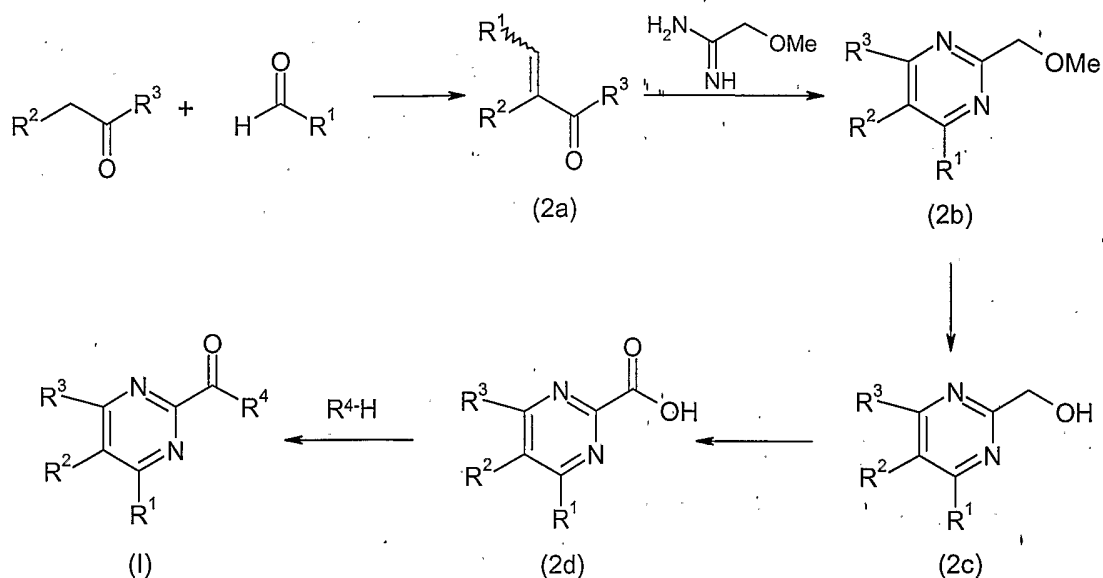
Scheme I

Intermediate alcohol (1a) can be prepared by condensing the desired halide  
 5 (e.g., chloride or bromide) with the desired aldehyde ( $R^1CHO$ ) using a conventional  
 Grignard reaction. For example, the chloride is first reacted with Magnesium to form  
 the Grignard reagent ( $R^2-CH_2-Mg-Cl$ ) which is then condensed with the aldehyde ( $R^1-$   
 $CHO$ ) to form the desired alcohol (1a). The intermediate alcohol (1a) can then be  
 oxidized to the corresponding ketone (1b) using procedures well-known to those  
 10 skilled in the art. For example, the ketone (1b) is formed by reacting aldehyde (1a)  
 with a Jones reagent (Chromic acid). The enamine (1c) can be produced by  
 condensing the ketone (1b) with N,N-dimethylformamide dimethyl acetal. The  
 condensation is generally performed by heating the reactants in a polar solvent (e.g.,  
 tetrahydrofuran (THF)). The pyrimidine ring of intermediate (1d) may then be formed  
 15 by condensing the enamine (1c) with acetamidine hydrochloride. The reaction is

generally carried out in the presence of an inorganic base (e.g., sodium or potassium hydroxide, carbonate, alkoxide, etc.), or an organic base (triethylamine, pyridine, N-methylmorpholine, dimethylbenzylamine, etc.). The methyl group at the 2-position of the pyrimidine ring of intermediate (1d) can then be oxidized to the corresponding  
5 carboxylic acid (1e) using procedures well-known to those skilled in the art. For example, pyrimidine intermediate (1d) is treated with selenium dioxide in refluxing pyridine. The final amide compound (I) can then be formed by first activating the carboxylic acid (1e). One approach for activating the carboxylic acid is by making the corresponding acid chloride (1f). The acid chloride may be formed by treating the  
10 carboxylic acid (1e) with thionyl chloride. The activated carboxylic acid can then be reacted with the desired amine compound ( $R^4-H$ ) to form a compound of the present invention (I).

Suitable amino compounds ( $R^4-H$ ) can be either purchased commercially or easily prepared using standard procedures well-known to those skilled in the art.  
15 Preparations for various piperidine and azetidine starting materials ( $R^4-H$ , where  $R^4$  is an amino group of Formula (IA)) may be found in U.S. Provisional Application Nos. 60/421874, filed on October 28, 2002, and 60/445728 filed on February 6, 2003, both of which are incorporated herein by reference. For detailed preparations of representative amino compounds,  $R^4-H$ , where  $R^4$  is an amino group of Formula (IA),  
20 see Scheme III (below) and the "Preparation of Key Intermediates" in the Example section (below). For a detailed description of representative compounds of the present invention prepared by the synthesis outlined in Scheme I (above), see Example 1 in the Examples section (below).

Scheme II below outlines an approach for synthesizing compounds of the  
25 present invention where  $R^3$  is other than hydrogen.

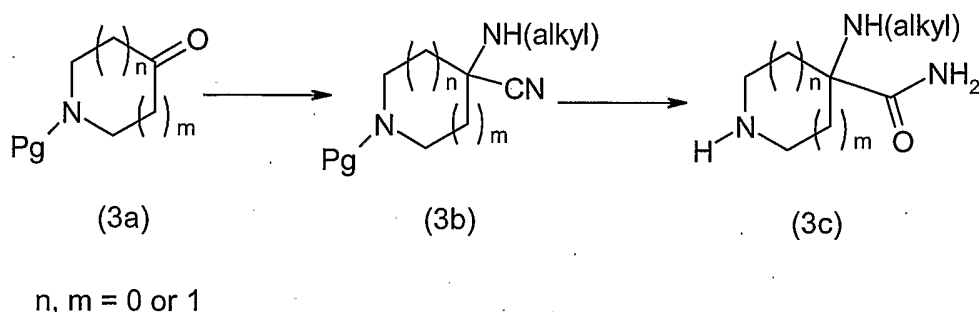


Scheme II

- 5           The keto alkylene intermediate (2a) can be easily synthesized using a traditional aldol condensation of the desired ketone with the desired aldehyde. The pyrimidine ring of intermediate (2b) can be formed by condensing the keto alkylene (2a) with 2-methyl-isourea in the presence of a base (e.g., sodium or potassium alkoxide) and heat in a polar solvent (e.g., dimethylsulfoxide (DMSO)). The methoxy group of intermediate (2b) can then be converted to the corresponding hydroxy group by treating intermediate (2b) with boron tribromide at a temperature from about  $-78^{\circ}\text{C}$  to about  $0^{\circ}\text{C}$  followed by quenching with a protic solvent (e.g., methanol) at about  $-78^{\circ}\text{C}$ . The pendant hydroxy-methylene group can then be oxidized to the corresponding carboxylic acid by first treating the hydroxy-intermediate (2c) using the Swern reaction (treatment with oxalyl chloride in the presence of dimethylsulfoxide) followed by oxidation of the resultant aldehyde using procedures well-known to those skilled in the art. For example, the aldehyde is treated with sodium chlorite and sodium dihydrogen phosphate at ambient temperature. The amide compound (I) may then be produced from the carboxylic acid intermediate (2d) using procedures described above in Scheme I for the conversion of intermediate carboxylic acid (1e) via (1f). Alternatively, the amide linkage may be formed by treating the carboxylic acid (2d) in the presence of the desired amine (R<sup>4</sup>-H) and triethylamine with 1-propanephosphonic acid cyclic anhydride. As previously described, a variety of amino compounds (R<sup>4</sup>-H) are available commercially or easily synthesized using
- 10
- 15
- 20

procedures well-known to those skilled in the art or described herein. For a detailed description of representative compounds of the present invention prepared by the synthesis outlined in Scheme II (above), see Example 2 in the Examples section below.

5 Numerous amine compounds of Formula (IA) are available from commercial sources or prepared by known methods readily available to those skilled in the art. Representative preparations of amine compounds of Formula (IA) are illustrated in the Examples below. The preparation of 4-aminopiperidine-4-carboxamide groups of Formula (IA) and 4-amino-4-cyano piperidine groups of Formula (IA) and their benzyl  
 10 protected precursors are described by P.A.J. Janssen in US Patent No. 3,161,644, C. van de Westeringh et al. in *J. Med. Chem.*, **7**, 619-623 (1964), and K.A. Metwally et al. in *J. Med. Chem.*, **41**, 5084-5093 (1998) where the above 4-amino groups are unsubstituted, monosubstituted, disubstituted, or part of a heterocyclic ring. Related bicyclic derivatives are described by K. Frohlich et al. in *Tetrahedron*, **54**, 13115-  
 15 13128 (1998) and references contained therein. Spiro-substituted piperidines of formula (IA) are described by P.A.J. Janssen in US Patent No. 3,155,670, K. A. Metwally et al. in *J. Med. Chem.*, **41**, 5084-5093 (1998), T. Toda et al. in *Bull. Chem. Soc. Japan*, **44**, 3445-3450 (1971), and W. Brandau and S. Samnick in WO 9522544. The preparation of 3-aminoazetidone is described by A.P. Kozikowski  
 20 and A.H. Fauq in *Synlett*, 783-784 (1991). The preparation of preferred 4-alkylamino-piperidine-4-carboxamide groups of Formula (IA) are depicted in Scheme III below. The corresponding 3-alkylaminoazetidone-3-carboxamides and 3-alkylaminopyrrolidine-3-carboxamides may be prepared in an analogous fashion.



25

**Scheme III**

The amino group of 4-piperidinone is first protected to provide intermediate (3a). A useful protecting group is benzyl. 4-Piperidinone and derivatives thereof may

be purchased commercially from a variety of sources (e.g., Interchem Corporation, Paramus, NJ and Sigma-Aldrich Co., St. Louis, MO). Piperidinone (3a) is then reacted with the desired alkylamine and potassium cyanide in an aqueous HCl/ethanol solvent mixture at about 0°C to about 30°C. The cyano group is converted to the corresponding amide with acid and water. The protecting group is then removed using conventional methods for the particular protecting group employed. For example, a benzyl-protecting group may be removed by hydrogenation in the presence of Pd/C. A detailed description of some representative amines having Formula (3c) above may be found in the "Preparation of Key Intermediates" section of the Examples below.

Conventional methods and/or techniques of separation and purification known to one of ordinary skill in the art can be used to isolate the compounds of the present invention, as well as the various intermediates related thereto. Such techniques will be well-known to one of ordinary skill in the art and may include, for example, all types of chromatography (high pressure liquid chromatography (HPLC), column chromatography using common adsorbents such as silica gel, and thin-layer chromatography), recrystallization, and differential (i.e., liquid-liquid) extraction techniques.

The compounds of the present invention may be isolated and used *per se* or in the form of its pharmaceutically acceptable salt, solvate and/or hydrate. The term "salts" refers to inorganic and organic salts of a compound of the present invention. These salts can be prepared *in situ* during the final isolation and purification of a compound, or by separately reacting the compound, or prodrug with a suitable organic or inorganic acid or base and isolating the salt thus formed. Representative salts include the hydrobromide, hydrochloride, hydroiodide, sulfate, bisulfate, nitrate, acetate, trifluoroacetate, oxalate, besylate, palmitate, pamoate, malonate, stearate, laurate, malate, borate, benzoate, lactate, phosphate, hexafluorophosphate, benzene sulfonate, tosylate, formate, citrate, maleate, fumarate, succinate, tartrate, naphthylate, mesylate, glucoheptonate, lactobionate, and laurylsulfonate salts, and the like. A preferred salt of the compounds of the present invention is the hydrochloride salt. The salts may include cations based on the alkali and alkaline earth metals, such as sodium, lithium, potassium, calcium, magnesium, and the like, as well as non-toxic ammonium, quaternary ammonium, and amine cations including, but not limited to, ammonium, tetramethylammonium, tetraethylammonium,

methylamine, dimethylamine, trimethylamine, triethylamine, ethylamine, and the like. See, e.g., Berge, et al., *J. Pharm. Sci.*, **66**, 1-19 (1977).

The term "prodrug" means a compound that is transformed *in vivo* to yield a compound of Formula (I) or a pharmaceutically acceptable salt, hydrate or solvate of  
5 the compound. The transformation may occur by various mechanisms, such as through hydrolysis in blood. A discussion of the use of prodrugs is provided by T. Higuchi and W. Stella, "Pro-drugs as Novel Delivery Systems," Vol. 14 of the A.C.S. Symposium Series, and in *Bioreversible Carriers in Drug Design*, ed. Edward B. Roche, American Pharmaceutical Association and Pergamon Press, 1987.

10 For example, if a compound of the present invention contains a carboxylic acid functional group, a prodrug can comprise an ester formed by the replacement of the hydrogen atom of the acid group with a group such as (C<sub>1</sub>-C<sub>8</sub>)alkyl, (C<sub>2</sub>-C<sub>12</sub>)alkanoyloxymethyl, 1-(alkanoyloxy)ethyl having from 4 to 9 carbon atoms, 1-methyl-1-(alkanoyloxy)-ethyl having from 5 to 10 carbon atoms,  
15 alkoxy-carbonyloxymethyl having from 3 to 6 carbon atoms, 1-(alkoxy-carbonyloxy)ethyl having from 4 to 7 carbon atoms, 1-methyl-1-(alkoxy-carbonyloxy)ethyl having from 5 to 8 carbon atoms, N-(alkoxy-carbonyl)aminomethyl having from 3 to 9 carbon atoms, 1-(N-(alkoxy-carbonyl)amino)ethyl having from 4 to 10 carbon atoms, 3-phthalidyl, 4-  
20 crotonolactonyl, gamma-butyrolacton-4-yl, di-N,N-(C<sub>1</sub>-C<sub>2</sub>)alkylamino(C<sub>2</sub>-C<sub>3</sub>)alkyl (such as β-dimethylaminoethyl), carbamoyl-(C<sub>1</sub>-C<sub>2</sub>)alkyl, N,N-di(C<sub>1</sub>-C<sub>2</sub>)alkylcarbamoyl-(C<sub>1</sub>-C<sub>2</sub>)alkyl and piperidino-, pyrrolidino- or morpholino(C<sub>2</sub>-C<sub>3</sub>)alkyl.

Similarly, if a compound of the present invention contains an alcohol functional group, a prodrug can be formed by the replacement of the hydrogen atom  
25 of the alcohol group with a group such as (C<sub>1</sub>-C<sub>6</sub>)alkanoyloxymethyl, 1-((C<sub>1</sub>-C<sub>6</sub>)alkanoyloxy)ethyl, 1-methyl-1-((C<sub>1</sub>-C<sub>6</sub>)alkanoyloxy)ethyl, (C<sub>1</sub>-C<sub>6</sub>)alkoxy-carbonyloxymethyl, N-(C<sub>1</sub>-C<sub>6</sub>)alkoxy-carbonylaminomethyl, succinoyl, (C<sub>1</sub>-C<sub>6</sub>)alkanoyl, α-amino(C<sub>1</sub>-C<sub>4</sub>)alkanoyl, arylacyl and α-aminoacyl, or α-aminoacyl-α-aminoacyl, where each α-aminoacyl group is selected from the naturally occurring L-  
30 amino acids, P(O)(OH)<sub>2</sub>, P(O)(O(C<sub>1</sub>-C<sub>6</sub>)alkyl)<sub>2</sub> or glycosyl (the radical resulting from the removal of a hydroxyl group of the hemiacetal form of a carbohydrate).

If a compound of the present invention incorporates an amine functional group, a prodrug can be formed by the replacement of a hydrogen atom in the amine group with a group such as R-carbonyl, RO-carbonyl, NRR'-carbonyl where R and R'

are each independently (C<sub>1</sub>-C<sub>10</sub>)alkyl, (C<sub>3</sub>-C<sub>7</sub>)cycloalkyl, benzyl, or R-carbonyl is a natural  $\alpha$ -aminoacyl or natural  $\alpha$ -aminoacyl-natural  $\alpha$ -aminoacyl, -C(OH)C(O)OY' wherein Y' is H, (C<sub>1</sub>-C<sub>6</sub>)alkyl or benzyl, -C(OY<sub>0</sub>)Y<sub>1</sub> wherein Y<sub>0</sub> is (C<sub>1</sub>-C<sub>4</sub>) alkyl and Y<sub>1</sub> is (C<sub>1</sub>-C<sub>6</sub>)alkyl, carboxy(C<sub>1</sub>-C<sub>6</sub>)alkyl, amino(C<sub>1</sub>-C<sub>4</sub>)alkyl or mono-N- or di-N,N-(C<sub>1</sub>-C<sub>6</sub>)alkylaminoalkyl, -C(Y<sub>2</sub>)Y<sub>3</sub> wherein Y<sub>2</sub> is H or methyl and Y<sub>3</sub> is mono-N- or di-N,N-(C<sub>1</sub>-C<sub>6</sub>)alkylamino, morpholino, piperidin-1-yl or pyrrolidin-1-yl.

The compounds of the present invention may contain asymmetric or chiral centers, and, therefore, exist in different stereoisomeric forms. It is intended that all stereoisomeric forms of the compounds of the present invention as well as mixtures thereof, including racemic mixtures, form part of the present invention. In addition, the present invention embraces all geometric and positional isomers. For example, if a compound of the present invention incorporates a double bond or a fused ring, both the *cis*- and *trans*- forms, as well as mixtures, are embraced within the scope of the invention. Both the single positional isomers and mixture of positional isomers resulting from the N-oxidation of the nitrogen containing heterocyclic rings are also within the scope of the present invention.

Diastereomeric mixtures can be separated into their individual diastereoisomers on the basis of their physical chemical differences by methods well known to those skilled in the art, such as by chromatography and/or fractional crystallization. Enantiomers can be separated by converting the enantiomeric mixture into a diastereomeric mixture by reaction with an appropriate optically active compound (e.g., chiral auxiliary such as a chiral alcohol or Mosher's acid chloride), separating the diastereoisomers and converting (e.g., hydrolyzing) the individual diastereoisomers to the corresponding pure enantiomers. Also, some of the compounds of the present invention may be atropisomers (e.g., substituted biaryls) and are considered as part of this invention. Enantiomers can also be separated by use of a chiral HPLC column.

The compounds of the present invention may exist in unsolvated as well as solvated forms with pharmaceutically acceptable solvents such as water, ethanol, and the like, and it is intended that the invention embrace both solvated and unsolvated forms.

It is also possible that the compounds of the present invention may exist in different tautomeric forms, and all such forms are embraced within the scope of the invention. For example, all of the tautomeric forms of the triazinone moiety are

included in the invention. Also, for example, all keto-enol and imine-enamine forms of the compounds are included in the invention.

The present invention also embraces isotopically-labeled compounds of the present invention which are identical to those recited herein, but for the fact that one  
5 or more atoms are replaced by an atom having an atomic mass or mass number different from the atomic mass or mass number usually found in nature. Examples of isotopes that can be incorporated into compounds of the invention include isotopes of hydrogen, carbon, nitrogen, oxygen, phosphorus, sulfur, fluorine, iodine, and chlorine, such as  $^2\text{H}$ ,  $^3\text{H}$ ,  $^{11}\text{C}$ ,  $^{13}\text{C}$ ,  $^{14}\text{C}$ ,  $^{13}\text{N}$ ,  $^{15}\text{N}$ ,  $^{15}\text{O}$ ,  $^{17}\text{O}$ ,  $^{18}\text{O}$ ,  $^{31}\text{P}$ ,  $^{32}\text{P}$ ,  $^{35}\text{S}$ ,  $^{18}\text{F}$ ,  $^{123}\text{I}$ ,  $^{125}\text{I}$  and  
10  $^{36}\text{Cl}$ , respectively.

Certain isotopically-labeled compounds of the present invention (e.g., those labeled with  $^3\text{H}$  and  $^{14}\text{C}$ ) are useful in compound and/or substrate tissue distribution assays. Tritiated (i.e.,  $^3\text{H}$ ) and carbon-14 (i.e.,  $^{14}\text{C}$ ) isotopes are particularly preferred for their ease of preparation and detectability. Further, substitution with heavier  
15 isotopes such as deuterium (i.e.,  $^2\text{H}$ ) may afford certain therapeutic advantages resulting from greater metabolic stability (e.g., increased *in vivo* half-life or reduced dosage requirements) and hence may be preferred in some circumstances. Positron emitting isotopes such as  $^{15}\text{O}$ ,  $^{13}\text{N}$ ,  $^{11}\text{C}$ , and  $^{18}\text{F}$  are useful for positron emission tomography (PET) studies to examine substrate receptor occupancy. Isotopically  
20 labeled compounds of the present invention can generally be prepared by following procedures analogous to those disclosed in the Schemes and/or in the Examples herein below, by substituting an isotopically labeled reagent for a non-isotopically labeled reagent.

Another aspect of the present invention is a method of treating diseases,  
25 conditions and/or disorders modulated by cannabinoid receptor antagonists in an animal that includes administering to an animal in need of such treatment a therapeutically effective amount of a compound of the present invention or a pharmaceutical composition comprising an effective amount of a compound of the present invention and a pharmaceutically acceptable excipient, diluent, or carrier.  
30 The method is particularly useful for treating diseases, conditions and/or disorders modulated by cannabinoid receptor (in particular, CB1 receptor) antagonists.

Preliminary investigations have indicated that the following diseases, conditions, and/or disorders are modulated by cannabinoid receptor antagonists: eating disorders (e.g., binge eating disorder, anorexia, and bulimia), weight loss or

control (e.g., reduction in calorie or food intake, and/or appetite suppression), obesity, depression, atypical depression, bipolar disorders, psychoses, schizophrenia, behavioral addictions, suppression of reward-related behaviors (e.g., conditioned place avoidance, such as suppression of cocaine- and morphine-induced conditioned place preference), substance abuse, addictive disorders, impulsivity, alcoholism (e.g., alcohol abuse, addiction and/or dependence including treatment for abstinence, craving reduction and relapse prevention of alcohol intake), tobacco abuse (e.g., smoking addiction, cessation and/or dependence including treatment for craving reduction and relapse prevention of tobacco smoking), dementia (including memory loss, Alzheimer's disease, dementia of aging, vascular dementia, mild cognitive impairment, age-related cognitive decline, and mild neurocognitive disorder), sexual dysfunction in males (e.g., erectile difficulty), seizure disorders, epilepsy, inflammation, gastrointestinal disorders (e.g., dysfunction of gastrointestinal motility or intestinal propulsion), attention deficit disorder (ADD including attention deficit hyperactivity disorder (ADHD)), Parkinson's disease, and type II diabetes.

Accordingly, the compounds of the present invention, described herein are useful in treating diseases, conditions, or disorders that are modulated by cannabinoid receptor antagonists. Consequently, the compounds of the present invention (including the compositions and processes used therein) may be used in the manufacture of a medicament for the therapeutic applications described herein.

Other diseases, conditions and/or disorders for which cannabinoid receptor antagonists may be effective include: premenstrual syndrome or late luteal phase syndrome, migraines, panic disorder, anxiety, post-traumatic syndrome, social phobia, cognitive impairment in non-demented individuals, non-amnesic mild cognitive impairment, post operative cognitive decline, disorders associated with impulsive behaviours (such as, disruptive behaviour disorders (e.g., anxiety/depression, executive function improvement, tic disorders, conduct disorder and/or oppositional defiant disorder), adult personality disorders (e.g., borderline personality disorder and antisocial personality disorder), diseases associated with impulsive behaviours (e.g., substance abuse, paraphilias and self-mutilation), and impulse control disorders (e.g., intermittent explosive disorder, kleptomania, pyromania, pathological gambling, and trichotillomania)), obsessive compulsive disorder, chronic fatigue syndrome, sexual dysfunction in males (e.g., premature ejaculation), sexual dysfunction in females, disorders of sleep (e.g., sleep apnea),

autism, mutism, neurodegenerative movement disorders, spinal cord injury, damage of the central nervous system (e.g., trauma), stroke, neurodegenerative diseases or toxic or infective CNS diseases (e.g., encephalitis or meningitis), cardiovascular disorders (e.g., thrombosis), and diabetes.

5           Accordingly, the compounds of the present invention described herein are useful in treating diseases, conditions, or disorders that are modulated by cannabinoid receptor antagonists. Consequently, the compounds of the present invention (including the compositions and processes used therein) may be used in the manufacture of a medicament for the therapeutic applications described herein.

10           The compounds of the present invention can be administered to a patient at dosage levels in the range of from about 0.7 mg to about 7,000 mg per day. For a normal adult human having a body weight of about 70 kg, a dosage in the range of from about 0.01 mg to about 100 mg per kilogram body weight is typically sufficient. However, some variability in the general dosage range may be required depending  
15           upon the age and weight of the subject being treated, the intended route of administration, the particular compound being administered and the like. The determination of dosage ranges and optimal dosages for a particular patient is well within the ability of one of ordinary skill in the art having the benefit of the instant disclosure. It is also noted that the compounds of the present invention can be used  
20           in sustained release, controlled release, and delayed release formulations, which forms are also well known to one of ordinary skill in the art.

          The compounds of this invention may also be used in conjunction with other pharmaceutical agents for the treatment of the diseases, conditions and/or disorders described herein. Therefore, methods of treatment that include administering  
25           compounds of the present invention in combination with other pharmaceutical agents are also provided. Suitable pharmaceutical agents that may be used in combination with the compounds of the present invention include anti-obesity agents such as apolipoprotein-B secretion/microsomal triglyceride transfer protein (apo-B/MTP) inhibitors, 11 $\beta$ -hydroxy steroid dehydrogenase-1 (11 $\beta$ -HSD type 1) inhibitors, peptide  
30           YY<sub>3-36</sub> or analogs thereof, MCR-4 agonists, cholecystokinin-A (CCK-A) agonists, monoamine reuptake inhibitors (such as sibutramine), sympathomimetic agents,  $\beta_3$  adrenergic receptor agonists, dopamine agonists (such as bromocriptine), melanocyte-stimulating hormone receptor analogs, 5HT<sub>2c</sub> agonists, melanin concentrating hormone antagonists, leptin (the OB protein), leptin analogs, leptin

receptor agonists, galanin antagonists, lipase inhibitors (such as tetrahydrolipstatin, i.e. orlistat), anorectic agents (such as a bombesin agonist), Neuropeptide-Y receptor antagonists (e.g., NPY Y5 receptor antagonists, such as the spiro compounds described in US Patent Nos. 6,566,367; 6,649,624; 6,638,942; 6,605,720; 6,495,559; 5 6,462,053; 6,388,077; 6,335,345; and 6,326,375; US Publication Nos. 2002/0151456 and 2003/036652; and PCT Publication Nos. WO 03/010175. WO 03/082190 and WO 02/048152), thymimetic agents, dehydroepiandrosterone or an analog thereof, glucocorticoid receptor agonists or antagonists, orexin receptor antagonists, glucagon-like peptide-1 receptor agonists, ciliary neurotrophic factors (such as 10 Axokine™ available from Regeneron Pharmaceuticals, Inc., Tarrytown, NY and Procter & Gamble Company, Cincinnati, OH), human agouti-related proteins (AGRP), ghrelin receptor antagonists, histamine 3 receptor antagonists or inverse agonists, neuromedin U receptor agonists and the like. Other anti-obesity agents, including the preferred agents set forth hereinbelow, are well known, or will be readily apparent in 15 light of the instant disclosure, to one of ordinary skill in the art.

Especially preferred are anti-obesity agents selected from the group consisting of orlistat, sibutramine, bromocriptine, ephedrine, leptin, pseudoephedrine; peptide YY<sub>3-36</sub> or an analog thereof; and 2-oxo-N-(5-phenylpyrazinyl)spiro-[isobenzofuran-1(3H),4'-piperidine]-1'-carboxamide. Preferably, compounds of the 20 present invention and combination therapies are administered in conjunction with exercise and a sensible diet.

Representative anti-obesity agents for use in the combinations, pharmaceutical compositions, and methods of the invention can be prepared using methods known to one of ordinary skill in the art, for example, sibutramine can be 25 prepared as described in U.S. Pat. No. 4,929,629; bromocriptine can be prepared as described in U.S. Pat. Nos. 3,752,814 and 3,752,888; orlistat can be prepared as described in U.S. Pat. Nos. 5,274,143; 5,420,305; 5,540,917; and 5,643,874; PYY<sub>3-36</sub> (including analogs) can be prepared as described in US Publication No. 2002/0141985 and WO 03/027637; and the NPY Y5 receptor antagonist 2-oxo-N- 30 (5-phenylpyrazinyl)spiro[isobenzofuran-1(3H),4'-piperidine]-1'-carboxamide can be prepared as described in US Publication No. 2002/0151456. Other useful NPY Y5 receptor antagonists include those described in PCT Publication No. 03/082190, such as 3-oxo-N-(5-phenyl-2-pyrazinyl)-spiro[isobenzofuran-1(3H), 4'-piperidine]-1'-carboxamide; 3-oxo-N-(7-trifluoromethylpyrido[3,2-b]pyridin-2-yl)-spiro-

[isobenzofuran-1(3H), 4'-piperidine]-1'-carboxamide; N-[5-(3-fluorophenyl)-2-pyrimidinyl]-3-oxospiro-[isobenzofuran-1(3H), [4'-piperidine]-1'-carboxamide; *trans*-3'-oxo-N-(5-phenyl-2-pyrimidinyl)] spiro[cyclohexane-1,1'(3'H)-isobenzofuran]-4-carboxamide; *trans*-3'-oxo-N-[1-(3-quinolyl)-4-imidazolyl]spiro[cyclohexane-1,1'(3'H)-isobenzofuran]-4-carboxamide; *trans*-3-oxo-N-(5-phenyl-2-pyrazinyl)spiro[4-azaisobenzofuran-1(3H),1'-cyclohexane]-4'-carboxamide; *trans*-N-[5-(3-fluorophenyl)-2-pyrimidinyl]-3-oxospiro[5-azaisobenzofuran-1(3H), 1'-cyclohexane]-4'-carboxamide; *trans*-N-[5-(2-fluorophenyl)-2-pyrimidinyl]-3-oxospiro[5-azaisobenzofuran-1(3H), 1'-cyclohexane]-4'-carboxamide; *trans*-N-[1-(3,5-difluorophenyl)-4-imidazolyl]-3-oxospiro[7-azaisobenzofuran-1(3H),1'-cyclohexane]-4'-carboxamide; *trans*-3-oxo-N-(1-phenyl-4-pyrazolyl)spiro[4-azaisobenzofuran-1(3H),1'-cyclohexane]-4'-carboxamide; *trans*-N-[1-(2-fluorophenyl)-3-pyrazolyl]-3-oxospiro[6-azaisobenzofuran-1(3H),1'-cyclohexane]-4'-carboxamide; *trans*-3-oxo-N-(1-phenyl-3-pyrazolyl)spiro[6-azaisobenzofuran-1(3H),1'-cyclohexane]-4'-carboxamide; *trans*-3-oxo-N-(2-phenyl-1,2,3-triazol-4-yl)spiro[6-azaisobenzofuran-1(3H),1'-cyclohexane]-4'-carboxamide; and pharmaceutically acceptable salts and esters thereof. All of the above recited U.S. patents and publications are incorporated herein by reference.

Other suitable pharmaceutical agents that may be administered in combination with the compounds of the present invention include agents designed to treat tobacco abuse (e.g., nicotine receptor partial agonists, bupropion hydrochloride (also known under the tradename Zyban™) and nicotine replacement therapies), agents to treat erectile dysfunction (e.g., dopaminergic agents, such as apomorphine), ADD/ADHD agents (e.g., Ritalin™, Strattera™, Concerta™ and Adderall™), and agents to treat alcoholism, such as opioid antagonists (e.g., naltrexone (also known under the tradename ReVia™) and nalmefene), disulfiram (also known under the tradename Antabuse™), and acamprosate (also known under the tradename Campral™). In addition, agents for reducing alcohol withdrawal symptoms may also be co-administered, such as benzodiazepines, beta-blockers, clonidine, carbamazepine, pregabalin, and gabapentin (Neurontin™). Treatment for alcoholism is preferably administered in combination with behavioral therapy including such components as motivational enhancement therapy, cognitive

behavioral therapy, and referral to self-help groups, including Alcohol Anonymous (AA).

Other pharmaceutical agents that may be useful include antihypertensive agents; anti-inflammatory agents (e.g., COX-2 inhibitors); antidepressants (e.g., fluoxetine hydrochloride (Prozac™)); cognitive improvement agents (e.g., donepezil hydrochloride (Aircept™) and other acetylcholinesterase inhibitors); neuroprotective agents (e.g., memantine); antipsychotic medications (e.g., ziprasidone (Geodon™), risperidone (Risperdal™), and olanzapine (Zyprexa™)); insulin and insulin analogs (e.g., LysPro insulin); GLP-1 (7-37) (insulinotropin) and GLP-1 (7-36)-NH<sub>2</sub>; sulfonyleureas and analogs thereof: chlorpropamide, glibenclamide, tolbutamide, tolazamide, acetohexamide, Glypizide®, glimepiride, repaglinide, meglitinide; biguanides: metformin, phenformin, buformin;  $\alpha$ 2-antagonists and imidazolines: midaglizole, isaglidole, deriglidole, idazoxan, efaroxan, fluparoxan; other insulin secretagogues: linoglriride, A-4166; glitazones: ciglitazone, Actos® (pioglitazone), englitazone, troglitazone, darglitazone, Avandia® (BRL49653); fatty acid oxidation inhibitors: clomoxir, etomoxir;  $\alpha$ -glucosidase inhibitors: acarbose, miglitol, emiglitate, voglibose, MDL-25,637, camiglibose, MDL-73,945;  $\alpha$ -agonists: BRL 35135, BRL 37344, RO 16-8714, ICI D7114, CL 316,243; phosphodiesterase inhibitors: L-386,398; lipid-lowering agents: benfluorex: fenfluramine; vanadate and vanadium complexes (e.g., Naglivan®) and peroxovanadium complexes; amylin antagonists; glucagon antagonists; gluconeogenesis inhibitors; somatostatin analogs; antilipolytic agents: nicotinic acid, acipimox, WAG 994, pramlintide (Symlin $\square$ ), AC 2993, nateglinide, aldose reductase inhibitors (e.g., zopolrestat), glycogen phosphorylase inhibitors, sorbitol dehydrogenase inhibitors, sodium-hydrogen exchanger type 1 (NHE-1) inhibitors and/or cholesterol biosynthesis inhibitors or cholesterol absorption inhibitors, especially a HMG-CoA reductase inhibitor (e.g., atorvastatin or the hemicalcium salt thereof), or a HMG-CoA synthase inhibitor, or a HMG-CoA reductase or synthase gene expression inhibitor, a CETP inhibitor, a bile acid sequesterant, a fibrate, an ACAT inhibitor, a squalene synthetase inhibitor, an anti-oxidant or niacin. The compounds of the present invention may also be administered in combination with a naturally occurring compound that acts to lower plasma cholesterol levels. Such naturally occurring compounds are commonly called nutraceuticals and include, for example, garlic extract, *Hoodia* plant extracts, and niacin.

The dosage of the additional pharmaceutical agent (e.g., anti-obesity agent) will also be generally dependent upon a number of factors including the health of the subject being treated, the extent of treatment desired, the nature and kind of concurrent therapy, if any, and the frequency of treatment and the nature of the effect desired. In general, the dosage range of an anti-obesity agent is in the range of from about 0.001 mg to about 100 mg per kilogram body weight of the individual per day, preferably from about 0.1 mg to about 10 mg per kilogram body weight of the individual per day. However, some variability in the general dosage range may also be required depending upon the age and weight of the subject being treated, the intended route of administration, the particular anti-obesity agent being administered and the like. The determination of dosage ranges and optimal dosages for a particular patient is also well within the ability of one of ordinary skill in the art having the benefit of the instant disclosure.

As discussed above, the compounds of the present invention are useful for treating diseases, conditions and/or disorders modulated by cannabinoid receptor antagonists; therefore, another embodiment of the present invention is a pharmaceutical composition comprising a therapeutically effective amount of a compound of the present invention and a pharmaceutically acceptable excipient, diluent or carrier. Alternatively, a compound of the present invention may be administered in combination with at least one additional pharmaceutical agent (referred to herein as a "combination") which is also preferably administered in the form of a pharmaceutical composition. A compound of the present invention or a combination can be administered in any conventional oral, rectal, transdermal, parenteral, (for example, intravenous, intramuscular, or subcutaneous) intracisternal, intravaginal, intraperitoneal, intravesical, local (for example, powder, ointment or drop), or buccal, or nasal, dosage form. In the combination aspect of the invention, the compound of the present invention and at least one other pharmaceutical agent (e.g., anti-obesity agent described above) may be administered either separately or in the pharmaceutical composition comprising both. It is generally preferred that such administration be oral. However, if the subject being treated is unable to swallow, or oral administration is otherwise impaired or undesirable, parenteral or transdermal administration may be appropriate.

When a combination is administered, such administration can be sequential in time or simultaneous with the simultaneous method being generally preferred. For

sequential administration, the combination can be administered in any order. It is generally preferred that such administration be oral. It is especially preferred that such administration be oral and simultaneous. When the combination is administered sequentially, the administration of the compound of the present invention and the  
5 additional pharmaceutical agent can be by the same or by different methods.

A typical formulation is prepared by mixing a compound of the present invention and an excipient, diluent or carrier. Suitable excipients, diluents and carriers are well known to those skilled in the art and include materials such as carbohydrates, waxes, water soluble and/or swellable polymers, hydrophilic or  
10 hydrophobic materials, gelatin, oils, solvents, water, and the like. The particular excipient, diluent or carrier used will depend upon the means and purpose for which the compound of the present invention is being applied. Solvents are generally selected based on solvents recognized by persons skilled in the art as safe (GRAS) to be administered to a mammal. In general, safe solvents are non-toxic aqueous  
15 solvents such as water and other non-toxic solvents that are soluble or miscible in water. Suitable aqueous solvents include water, ethanol, propylene glycol, polyethylene glycols (e.g., PEG400, PEG300), etc., and mixtures thereof. The formulations may also include one or more buffers, stabilizing agents, surfactants, wetting agents, lubricating agents, emulsifiers, suspending agents, preservatives,  
20 antioxidants, opaquing agents, glidants, processing aids, colorants, sweeteners, perfuming agents, flavoring agents and other known additives to provide an elegant presentation of the drug (i.e., a compound of the present invention or pharmaceutical composition thereof) or aid in the manufacturing of the pharmaceutical product (i.e.,  
medicament).

25 The formulations may be prepared using conventional dissolution and mixing procedures. For example, the bulk drug substance (i.e., compound of the present invention or stabilized form of the compound (e.g., complex with a cyclodextrin derivative or other known complexation agent)) is dissolved in a suitable solvent in the presence of one or more of the excipients described above.

30 Compositions suitable for parenteral injection generally include pharmaceutically acceptable sterile aqueous or nonaqueous solutions, dispersions, suspensions, or emulsions. The compositions generally include sterile excipients, diluents or carriers for reconstitution into sterile injectable solutions or dispersions. Examples of suitable aqueous and nonaqueous excipients, diluents or carriers

include water, ethanol, polyols (propylene glycol, polyethylene glycol, glycerol, and the like), suitable mixtures thereof, vegetable oils (such as olive oil) and injectable organic esters such as ethyl oleate. Proper fluidity can be maintained, for example, by the use of a coating such as lecithin, by the maintenance of the required particle  
5 size in the case of dispersions, and by the use of surfactants.

These compositions may also contain adjuvants such as preserving, wetting, emulsifying, and dispersing agents. Prevention of microorganism contamination of the compositions can be accomplished with various antibacterial and antifungal agents, for example, parabens, chlorobutanol, phenol, sorbic acid, and the like. It  
10 may also be desirable to include isotonic agents, for example, sugars, sodium chloride, and the like. Prolonged absorption of injectable pharmaceutical compositions can be brought about by the use of agents capable of delaying absorption, for example, aluminum monostearate and gelatin.

Solid dosage forms for oral administration include capsules, tablets, powders,  
15 and granules. In such solid dosage forms, a compound of the present invention or a combination is admixed with at least one pharmaceutically acceptable excipient, diluent or carrier. Suitable excipients, diluents, or carriers include sodium citrate or dicalcium phosphate, or (a) fillers or extenders (e.g., starches, lactose, sucrose, mannitol, silicic acid and the like); (b) binders (e.g., carboxymethylcellulose, alginates,  
20 gelatin, polyvinylpyrrolidone, sucrose, acacia and the like); (c) humectants (e.g., glycerol and the like); (d) disintegrating agents (e.g., agar-agar, calcium carbonate, potato or tapioca starch, alginic acid, certain complex silicates, sodium carbonate and the like); (e) solution retarders (e.g., paraffin and the like); (f) absorption accelerators (e.g., quaternary ammonium compounds and the like); (g) wetting agents (e.g., cetyl  
25 alcohol, glycerol monostearate and the like); (h) adsorbents (e.g., kaolin, bentonite and the like); and/or (i) lubricants (e.g., talc, calcium stearate, magnesium stearate, solid polyethylene glycols, sodium lauryl sulfate and the like). In the case of capsules and tablets, the dosage forms may also comprise buffering agents.

Solid compositions of a similar type may also be used as fillers in soft or hard  
30 filled gelatin capsules using such excipients as lactose or milk sugar, as well as high molecular weight polyethylene glycols, and the like.

Solid dosage forms such as tablets, dragees, capsules, and granules can be prepared with coatings and shells, such as enteric coatings and others well known in the art. They may also contain opacifying agents, and can also be of such

composition that they release the compound of the present invention and/or the additional pharmaceutical agent in a delayed manner. Examples of embedding compositions that can be used are polymeric substances and waxes. The drug can also be in micro-encapsulated form, if appropriate, with one or more of the above-mentioned excipients.

Liquid dosage forms for oral administration include pharmaceutically acceptable emulsions, solutions, suspensions, syrups, and elixirs. In addition to the compound of the present invention or the combination, the liquid dosage form may contain excipients, diluents or carriers. Suitable excipients, diluents or carriers include additives such as water or other solvents, solubilizing agents and emulsifiers, as for example, ethyl alcohol, isopropyl alcohol, ethyl carbonate, ethyl acetate, benzyl alcohol, benzyl benzoate, propylene glycol, 1,3-butylene glycol, dimethylformamide, oils (e.g., cottonseed oil, groundnut oil, corn germ oil, olive oil, castor oil, sesame seed oil and the like), glycerol, tetrahydrofurfuryl alcohol, polyethylene glycols and fatty acid esters of sorbitan, or mixtures of these substances, and the like. Other suitable additives (i.e., excipients, diluents or carriers) include wetting agents, emulsifying and suspending agents, sweetening, flavoring, and perfuming agents.

Suspensions, in addition to the compound of the present invention or the combination, may further comprise suspending agents, e.g., ethoxylated isostearyl alcohols, polyoxyethylene sorbitol and sorbitan esters, microcrystalline cellulose, aluminum metahydroxide, bentonite, agar-agar, and tragacanth, or mixtures of these substances, and the like.

Compositions for rectal or vaginal administration preferably comprise suppositories, which can be prepared by mixing a compound of the present invention or a combination with suitable non-irritating excipients, diluents, or carriers, such as cocoa butter, polyethylene glycol or a suppository wax which are solid at ordinary room temperature but liquid at body temperature and therefore melt in the rectum or vaginal cavity thereby releasing the active component(s).

Dosage forms for topical administration of the compounds of the present invention and combinations of the compounds of the present invention with anti-obesity agents may comprise ointments, powders, sprays and inhalants. The drugs are admixed under sterile condition with a pharmaceutically acceptable excipient, diluent or carrier, and any preservatives, buffers, or propellants that may be required.

Ophthalmic formulations, eye ointments, powders, and solutions are also intended to be included within the scope of the present invention.

The compound of the present invention or combination is typically formulated into pharmaceutical dosage forms to provide an easily controllable dosage of the drug and to give the patient an elegant and easily handleable product. The pharmaceutical composition (or formulation) for application may then be packaged in a variety of ways depending upon the method used for administering the drug. Generally, an article for distribution includes a container having deposited therein the pharmaceutical formulation in an appropriate form. Suitable containers are well-known to those skilled in the art and include materials such as bottles (plastic and glass), sachets, ampoules, plastic bags, metal cylinders, and the like. The container may also include a tamper-proof assemblage to prevent indiscreet access to the contents of the package. In addition, the container has deposited thereon a label that describes the contents of the container. The label may also include appropriate warnings.

The following paragraphs describe exemplary formulations, dosages, etc. useful for non-human animals. The administration of a compound of the present invention or combination (i.e., a compound of the present invention with at least one additional pharmaceutical agent) can be effected orally or non-orally (e.g., by injection).

An amount of a compound of the present invention (or combination) is administered such that an effective dose is received. Generally, a daily dose that is administered orally to an animal is between about 0.01 and about 1,000 mg/kg of body weight, preferably between about 0.01 and about 300 mg/kg of body weight.

Conveniently, a compound of the present invention (or combination) can be carried in the drinking water so that a therapeutic dosage of the compound is ingested with the daily water supply. The compound can be directly metered into drinking water, preferably in the form of a liquid, water-soluble concentrate (such as an aqueous solution of a water-soluble salt).

Conveniently, a compound of the present invention (or combination) can also be added directly to the feed, as such, or in the form of an animal feed supplement, also referred to as a premix or concentrate. A premix or concentrate of the compound with an excipient, diluent or carrier is more commonly employed for the inclusion of the agent in the feed. Suitable carriers are liquid or solid, as desired,

such as water, various meals such as alfalfa meal, soybean meal, cottonseed oil meal, linseed oil meal, corncob meal and corn meal, molasses, urea, bone meal, and mineral mixes such as are commonly employed in poultry feeds. A particularly effective carrier is the respective animal feed itself; that is, a small portion of such feed. The carrier facilitates uniform distribution of the compound in the finished feed with which the premix is blended. Preferably, the compound is thoroughly blended into the premix and, subsequently, the feed. In this respect, the compound may be dispersed or dissolved in a suitable oily vehicle such as soybean oil, corn oil, cottonseed oil, and the like, or in a volatile organic solvent and then blended with the carrier. It will be appreciated that the proportions of compound in the concentrate are capable of wide variation since the amount of the compound in the finished feed may be adjusted by blending the appropriate proportion of premix with the feed to obtain a desired level of compound.

High potency concentrates may be blended by the feed manufacturer with proteinaceous carrier such as soybean oil meal and other meals, as described above, to produce concentrated supplements, which are suitable for direct feeding to animals. In such instances, the animals are permitted to consume the usual diet. Alternatively, such concentrated supplements may be added directly to the feed to produce a nutritionally balanced, finished feed containing a therapeutically effective level of a compound of the present invention. The mixtures are thoroughly blended by standard procedures, such as in a twin shell blender, to ensure homogeneity.

If the supplement is used as a top dressing for the feed, it likewise helps to ensure uniformity of distribution of the compound across the top of the dressed feed.

Drinking water and feed effective for increasing lean meat deposition and for improving lean meat to fat ratio are generally prepared by mixing a compound of the present invention with a sufficient amount of animal feed to provide from about  $10^{-3}$  to about 500 ppm of the compound in the feed or water.

The preferred medicated swine, cattle, sheep and goat feed generally contain from about 1 to about 400 grams of a compound of the present invention (or combination) per ton of feed, the optimum amount for these animals usually being about 50 to about 300 grams per ton of feed.

The preferred poultry and domestic pet feeds usually contain about 1 to about 400 grams and preferably about 10 to about 400 grams of a compound of the present invention (or combination) per ton of feed.

For parenteral administration in animals, the compounds of the present invention (or, combination) may be prepared in the form of a paste or a pellet and administered as an implant, usually under the skin of the head or ear of the animal in which increase in lean meat deposition and improvement in lean meat to fat ratio is sought.

In general, parenteral administration involves injection of a sufficient amount of a compound of the present invention (or combination) to provide the animal with about 0.01 to about 20 mg/kg/day of body weight of the drug. The preferred dosage for poultry, swine, cattle, sheep, goats and domestic pets is in the range of from about 0.05 to about 10 mg/kg/day of body weight of drug.

Paste formulations can be prepared by dispersing the drug in a pharmaceutically acceptable oil such as peanut oil, sesame oil, corn oil or the like.

Pellets containing an effective amount of a compound of the present invention, pharmaceutical composition, or combination can be prepared by admixing a compound of the present invention, or combination with a diluent such as carbowax, carnuba wax, and the like, and a lubricant, such as magnesium or calcium stearate, can be added to improve the pelleting process.

It is, of course, recognized that more than one pellet may be administered to an animal to achieve the desired dose level which will provide the increase in lean meat deposition and improvement in lean meat to fat ratio desired. Moreover, implants may also be made periodically during the animal treatment period in order to maintain the proper drug level in the animal's body.

The present invention has several advantageous veterinary features. For the pet owner or veterinarian who wishes to increase leanness and/or trim unwanted fat from pet animals, the instant invention provides the means by which this may be accomplished. For poultry, beef, and swine breeders, utilization of the method of the present invention yields leaner animals that command higher sale prices from the meat industry.

Embodiments of the present invention are illustrated by the following Examples. It is to be understood, however, that the embodiments of the invention are not limited to the specific details of these Examples, as other variations thereof will be known, or apparent in light of the instant disclosure, to one of ordinary skill in the art.

### EXAMPLES

Unless specified otherwise, starting materials are generally available from commercial sources such as Aldrich Chemicals Co. (Milwaukee, WI), Lancaster  
5 Synthesis, Inc. (Windham, NH), Acros Organics (Fairlawn, NJ), Maybridge Chemical Company, Ltd. (Cornwall, England), Tyger Scientific (Princeton, NJ), and AstraZeneca Pharmaceuticals (London, England).

#### **General Experimental Procedures**

NMR spectra were recorded on a Varian Unity™ 400 or 500 (available from  
10 Varian Inc., Palo Alto, CA) at room temperature at 400 and 500 MHz <sup>1</sup>H, respectively. Chemical shifts are expressed in parts per million (δ) relative to residual solvent as an internal reference. The peak shapes are denoted as follows: s, singlet; d, doublet; t, triplet; q, quartet; m, multiplet; br s, broad singlet; v br s, very broad singlet; br m, broad multiplet; 2s, two singlets. In some cases only representative <sup>1</sup>H NMR peaks  
15 are given.

Mass spectra were recorded by direct flow analysis using positive and negative atmospheric pressure chemical ionization (APCI) scan modes. A Waters  
APCI/MS model ZMD mass spectrometer equipped with Gilson 215 liquid handling system was used to carry out the experiments

20 Mass spectrometry analysis was also obtained by RP-HPLC gradient method for chromatographic separation. Molecular weight identification was recorded by positive and negative electrospray ionization (ESI) scan modes. A Waters/Micromass ESI/MS model ZMD or LCZ mass spectrometer equipped with Gilson 215 liquid handling system and HP 1100 DAD was used to carry out the experiments.

25 Where the intensity of chlorine or bromine-containing ions are described, the expected intensity ratio was observed (approximately 3:1 for <sup>35</sup>Cl/<sup>37</sup>Cl-containing ions and 1:1 for <sup>79</sup>Br/<sup>81</sup>Br-containing ions) and only the lower mass ion is given. MS peaks are reported for all examples.

Optical rotations were determined on a PerkinElmer™ 241 polarimeter  
30 (available from PerkinElmer Inc., Wellesley, MA) using the sodium D line (λ = 589 nm) at the indicated temperature and are reported as follows [α]<sub>D</sub><sup>temp</sup>, concentration (c = g/100 ml), and solvent.

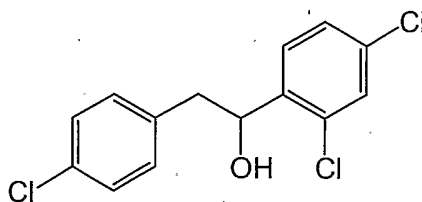
Column chromatography was performed with either Baker™ silica gel (40 μm; J.T. Baker, Phillipsburg, NJ) or Silica Gel 50 (EM Sciences™, Gibbstown, NJ) in

glass columns or in Biotage™ columns (ISC, Inc., Shelton, CT) under low nitrogen pressure. Radial chromatography was performed using a Chromatotron™ (Harrison Research).

### Preparation of Key Intermediates

5

#### Preparation of Intermediate 2-(4-Chloro-phenyl)-1-(2,4-dichloro-phenyl)-ethanol (I-1a):

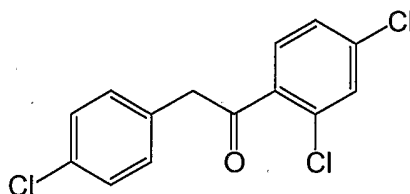


I-1a

To a slurry of magnesium turnings (1.28g) in ether (50 ml) was added iodine  
10 (1 mg) and then dropwise a solution of 4-chlorobenzylchloride (9.45 g in 25 ml of ether) over 1 hour. The reaction mixture was cooled to 0°C and to it was added 2,4-Dichlorobenzaldehyde (8.75 g) portionwise over 10 minutes. After 1.5 h. saturated NH<sub>4</sub>Cl (50 ml) was added and stirred for 15 minutes. 0.5N HCl (50, ml) was added to the resulting mixture and the solution was extracted with ethyl acetate. The organic  
15 layers were washed with brine, dried (Na<sub>2</sub>SO<sub>4</sub>), and concentrated *in vacuo* to afford crude product. The crude product was heated in hexanes (50 ml), allowed to cool, and filtered to give the title compound (I-1a) as a white crystalline solid (9.89 g).

#### Preparation of Intermediate 2-(4-Chloro-phenyl)-1-(2,4-dichloro-phenyl)-ethanone (I-1b):

20

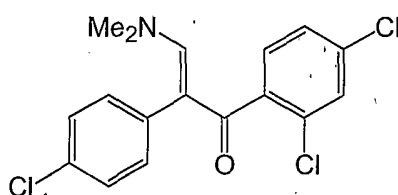


I-1b

A stirred solution of 2-(4-chloro-phenyl)-1-(2,4-dichloro-phenyl)-ethanol I-1a  
(1.21 g) in acetone (20 ml) was cooled in a cold water bath and to it was added  
25 chromic acid solution (0.5 ml H<sub>2</sub>SO<sub>4</sub> in cooled aqueous solution of CrO<sub>3</sub> (0.49 g in 2.5 ml H<sub>2</sub>O)) dropwise over 15 minutes. The reaction mixture was quenched after 30 minutes with isopropanol. The excess liquid was decanted and the solids washed

with ethyl acetate (300 ml). The combined organics were washed with water, brine, dried ( $\text{Na}_2\text{SO}_4$ ), and concentrated *in vacuo* to afford the title compound (I-1b) as a white semi-solid (1.22 g).

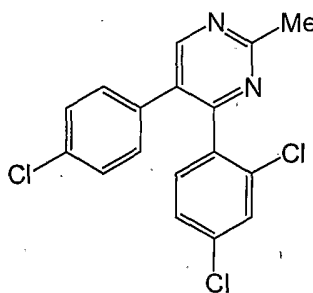
5 Preparation of Intermediate 2-(4-Chloro-phenyl)-1-(2,4-dichloro-phenyl)-3-dimethylamino-prop-2-en-1-one (I-1c):



I-1c

10 A solution of 2-(4-chloro-phenyl)-1-(2,4-dichloro-phenyl)-ethanone I-1b (1.21 g) and N,N-dimethylformamide dimethyl acetal (1.6 ml) in tetrahydrofuran (3 ml) was heated to 60°C for 3 hours. The reaction mixture was concentrated *in vacuo* to afford the title compound (I-1c) as a red oil (1.42 g).

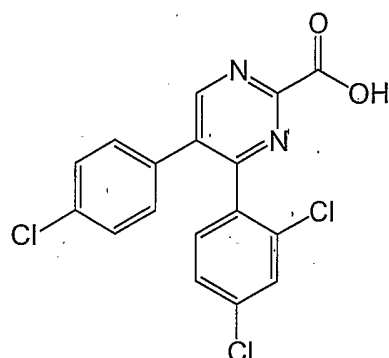
15 Preparation of Intermediate 5-(4-Chloro-phenyl)-4-(2,4-dichloro-phenyl)-2-methyl-pyrimidine (I-1d):



I-1d

To a slurry of 2-(4-chloro-phenyl)-1-(2,4-dichloro-phenyl)-3-dimethylamino-prop-2-en-1-one I-1c (1.42 g) and acetamidine hydrochloride (1.13 g) in ethanol (20 ml) was added potassium tert-butoxide (1.74 g). The resulting mixture was heated at reflux for 1.5 hours. The reaction mixture was cooled, diluted with ethyl acetate, and washed with water and brine. The organic layer was dried ( $\text{Na}_2\text{SO}_4$ ), concentrated *in vacuo*, and chromatographed on a Biotage® F40M column (gradient of 10% to 30% ethyl acetate/hexanes) to afford the title compound (I-1d) as a yellow foam (930 mg).

Preparation of Intermediate 5-(4-Chloro-phenyl)-4-(2,4-dichloro-phenyl)-pyrimidine-2-carboxylic acid (I-1e):

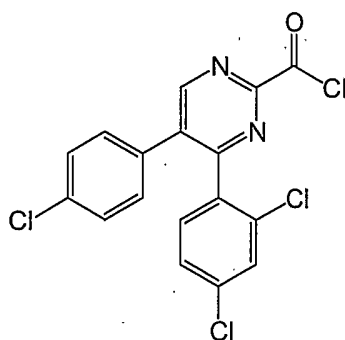


I-1e

- 5 A solution of 5-(4-chloro-phenyl)-4-(2,4-dichloro-phenyl)-2-methyl-pyrimidine I-1d (920 mg) and selenium dioxide (934 mg) in pyridine (7 ml) was refluxed for 22 hours. The reaction mixture was cooled, decanted, washed with pyridine, and concentrated in vacuo to give a tan semi-solid. The material was dissolved in a mixture of ethyl acetate/2N HCl (60 ml) and the layers separated. The aqueous layer
- 10 was washed with ethyl acetate, the combined organic layers were dried (Na<sub>2</sub>SO<sub>4</sub>), and concentrated *in vacuo* to afford the title compound I-1e as an off-white solid (998 mg).

Preparation of Intermediate 5-(4-Chloro-phenyl)-4-(2,4-dichloro-phenyl)-pyrimidine-2-carbonyl chloride (I-1f):

15

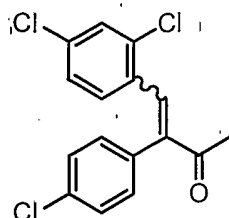


I-1f

- To a slurry of 5-(4-chloro-phenyl)-4-(2,4-dichloro-phenyl)-pyrimidine-2-carboxylic acid I-1e (998 mg) in toluene (20 ml) was added thionyl chloride (0.96 ml) and the resulting mixture was heated to reflux. The mixture was homogeneous within
- 20 30 minutes. After 1 hour the orange solution was concentrated in vacuo, azeotroped

with toluene, and dried on high vacuum to afford the title compound (l-1f) as a light yellow solid (1.03 g).

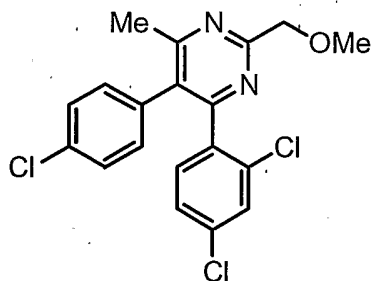
Preparation of Intermediate 3-(4-Chloro-phenyl)-4-(2,4-dichloro-phenyl)-but-3-en-2-one (l-2a):



l-2a

A solution of 1-(4-chloro-phenyl)-propan-2-one (2.5 g), 2,4-dichloro-benzaldehyde (2.6 g), and piperidine (100 mg) in benzene (60 ml) was refluxed through a Dean-Stark trap. After 18 hours the reaction mixture was concentrated *in vacuo* to afford the title compound l-2a (4.82 g).

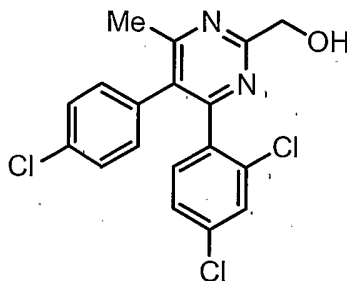
Preparation of Intermediate 5-(4-Chloro-phenyl)-4-(2,4-dichloro-phenyl)-2-methoxymethyl-6-methyl-pyrimidine (l-2b):



l-2b

3-(4-chloro-phenyl)-4-(2,4-dichloro-phenyl)-but-3-en-2-one l-2a (2.9 g) and 2-methyl-isourea (3.32 g) were combined in dimethyl sulfoxide (36 ml) in an open round bottom flask and to it was added potassium *tert*-butoxide (2.8 g). The reaction mixture was heated to 80°C for 2 hours and then the temperature was increased to 120°C and stirred overnight. The reaction was cooled to room temperature, diluted in ether, and washed with water and brine. The organic layer was dried (Na<sub>2</sub>SO<sub>4</sub>) and concentrated *in vacuo* to a dark semi-solid material. The crude product was purified on a Biotage®F40M column (gradient 10%-40% ethyl acetate/hexanes) to afford the title compound l-2b (1.04 g).

Preparation of intermediate [5-(4-Chloro-phenyl)-4-(2,4-dichloro-phenyl)-6-methyl-pyrimidin-2-yl]-methanol (I-2c):



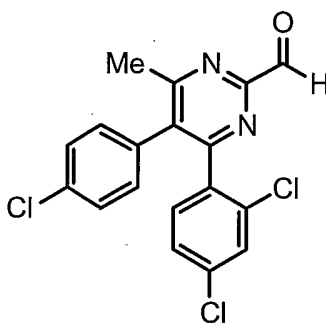
5

I-2c

A solution of 5-(4-chloro-phenyl)-4-(2,4-dichloro-phenyl)-2-methoxymethyl-6-methyl-pyrimidine I-2b (1.0 g) in dichloromethane (25 ml) was stirred and cooled to -78°C and to it was added dropwise boron tribromide (3.75 ml of 1.0M in dichloromethane) over 10 minutes. The reaction mixture was warmed to 0°C and stirred for 1 hour until complete. The reaction mixture was cooled back to -78°C, quenched by added methanol (10 mL) dropwise over 10 minutes, and then warmed to ambient temperature for 2h. The reaction mixture was concentrated in vacuo, azeotroped with methanol, and concentrated on high vacuum. The solid was stirred in methanol/ 6N HCl (30 ml/ 2.5 ml) and concentrated in vacuo. The residue was dissolved in ethyl acetate, washed with water, brine, dried (Na<sub>2</sub>SO<sub>4</sub>) and concentrated in vacuo to afford the title compound I-2c as a brown oil (1.0 g).

10  
15

Preparation of Intermediate 5-(4-Chloro-phenyl)-4-(2,4-dichloro-phenyl)-6-methyl-pyrimidine-2-carbaldehyde (I-2d):



20

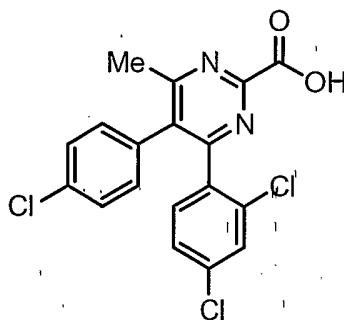
I-2d

A solution of oxalyl chloride (0.26 ml) in dichloromethane (6 ml) was cooled to -78°C and to it was added dropwise dimethyl sulfoxide (0.39 ml) and stirred for 5

minutes. A solution of [5-(4-chloro-phenyl)-4-(2,4-dichloro-phenyl)-6-methyl-pyrimidin-2-yl]-methanol I-2c (1.0 g in 8 ml of dichloromethane) was added to the reaction mixture and allowed to stir for 50 minutes before adding triethylamine (1.7 ml) dropwise. The solution was stirred at -78°C for 20 minutes then warmed to ambient temperature. The reaction mixture was poured into ethyl acetate and washed with 0.5N NaHSO<sub>4</sub> solution, water, and brine. The organic layer was dried (Na<sub>2</sub>SO<sub>4</sub>), concentrated in vacuo, and the resulting brown oil chromatographed on a Biotage® F40M (gradient 10% to 30% ethyl acetate/hexanes) to yield the title compound (I-2d) as a tan foam (733 mg).

10

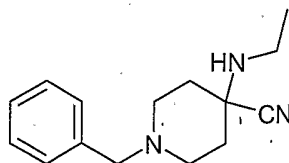
Preparation of Intermediate 5-(4-Chloro-phenyl)-4-(2,4-dichloro-phenyl)-6-methyl-pyrimidine-2-carboxylic acid (I-2e):

I-2e

15 A suspension of 5-(4-Chloro-phenyl)-4-(2,4-dichloro-phenyl)-6-methyl-pyrimidine-2-carbaldehyde I-2d (730 mg) and 2-methyl-2-butene (3.0 ml) in tert-butanol (19.3 ml) was stirred at ambient temperature while a solution of NaClO<sub>2</sub> (1.57 g) and NaH<sub>2</sub>PO<sub>4</sub> (1.87 g) in water (22 ml) was added dropwise over 15 minutes. A slight exotherm was noted. After 1 hour the reaction was poured into ethyl acetate and washed with water and brine. The organic phase precipitated heavily, therefore both phases were filtered together. The filtrate had further precipitation upon standing and was filtered again. Both precipitates were washed with ethyl acetate and water. The solids were combined and dried under high vacuum to afford the title compound (I-2e) as a white powder (750 mg).

25 Preparations for various piperidine and azetidone starting materials (R<sup>4</sup>-H) may be found in U.S. Provisional Application Nos. 60/421874, filed on October 28, 2002, and 60/445728 filed on February 6, 2003, both of which are incorporated herein by reference. Representative examples of these preparations are reproduced below.

Preparation of Intermediate 1-Benzyl-4-ethylaminopiperidine-4-carbonitrile (I-3a):

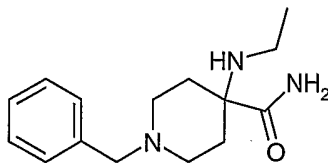


I-3a

5 To a solution of 4-N-benzylpiperidone (5.69 g, 29.5 mmol) in ethanol (4.2 ml) cooled in an ice bath was added ethylamine hydrochloride (2.69 g, 32.3 mmol) in water (3 ml), keeping the internal temperature of the reaction below 10°C. A solution of KCN (2.04 g, 31.3 mmol) in water (7 ml) was added to reaction solution over 10 minutes keeping the internal temperature below 10°C. The reaction was  
10 then warmed to room temperature and stirred 18 hours. Isopropanol (10 ml) was added to the reaction mixture to give two distinct layers: lower colorless aqueous layer and an orange organic upper layer. The organic layer was separated and stirred with water (30 ml) for 30 minutes. The organic layer was separated (orange organic layer now the bottom layer) and the orange oil was diluted in methylene  
15 chloride (30 ml). The organic layer was washed with brine, dried (Na<sub>2</sub>SO<sub>4</sub>), filtered and concentrated, *in vacuo*, to give I-3a as an orange oil (6.05 g, 84%): +APCI MS (M+1) 244.2; <sup>1</sup>H NMR (400 MHz, CD<sub>2</sub>Cl<sub>2</sub>) □ 7.32 (d, J = 4.1 Hz, 4H), 7.29-7.23 (m, 1H), 3.54 (s, 2H), 2.81-2.76 (m, 2H), 2.75 (q, J = 7.1 Hz, 2H), 2.35-2.29 (m, 2H), 2.01-1.98 (m, 2H), 1.74-1.68 (m, 2H), 1.14 (t, J = 7.1 Hz, 3H).

20

Preparation of Intermediate 1-Benzyl-4-ethylaminopiperidine-4-carboxylic Acid Amide (I-3b):

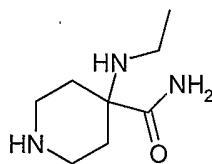


I-3b

25 A solution of 1-benzyl-4-ethylaminopiperidine-4-carbonitrile I-3a (0.58 g, 2.38 mmol) in methylene chloride (2 ml) cooled in an ice bath was treated with H<sub>2</sub>SO<sub>4</sub> (1.8 ml, 33 mmol), dropwise, while keeping the internal temperature below 20°C. The reaction was then warmed to room temperature and stirred for 19 hours.

After stirring was discontinued, the thick pale orange H<sub>2</sub>SO<sub>4</sub> bottom layer was separated, cooled in an ice bath and then carefully quenched with concentrated NH<sub>4</sub>OH keeping internal temperature below 55°C. The aqueous layer was extracted with methylene chloride (2 X 10 ml), the combined organic layers were washed with brine (20 ml), dried (Na<sub>2</sub>SO<sub>4</sub>), and then concentrated, *in vacuo*, to afford 1-3b as a pale orange oil that solidifies to a peach colored solid upon standing (0.54 g, 87%): +APCI MS (M+1) 262.2; <sup>1</sup>H NMR (400 MHz, CD<sub>2</sub>Cl<sub>2</sub>) □ 7.34-7.30 (m, 4H), 7.29-7.21 (m, 1H), 7.16 (br s, 1H), 3.48 (s, 2H), 2.71-2.68 (m, 2H), 2.47 (q, J = 7.0 Hz, 2H), 2.17-2.02 (m, 4H), 1.62-1.58 (m, 2H), 1.41 (br s, 1H), 1.09 (t, J = 7.0 Hz, 3H).

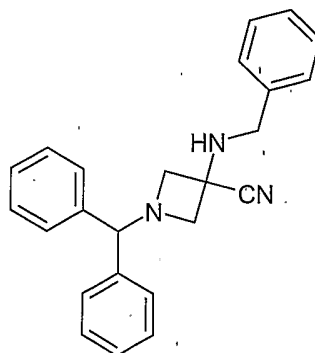
Preparation of Intermediate 4-Ethylaminopiperidine-4-carboxylic Acid Amide (1-3c):



1-3c

To a solution of 1-benzyl-4-ethylaminopiperidine-4-carboxylic acid amide (1-3b; 7.39 g, 28.3 mmol) in methanol (100 ml) was added 20% Pd(OH)<sub>2</sub> on carbon (50% water; 1.48 g). The mixture was placed on a Parr® shaker and then reduced (50 psi H<sub>2</sub>) at room temperature overnight. The mixture was filtered through a pad of Celite®, and then concentrated to colorless solid 1-3c (4.84 g, quantitative): +APCI MS (M+1) 172.2; <sup>1</sup>H NMR (400 MHz, CD<sub>2</sub>Cl<sub>2</sub>) □ 2.89 (3A-5, J = 12.9, 8.7, 3.3 Hz, 2H), 2.75 (3A-5, J = 12.9, 6.6, 3.7 Hz, 2H), 2.45 (q, J = 7.2 Hz, 2H), 1.95 (3A-5, J = 13.7, 8.3, 3.7 Hz, 2H), 1.55 (3A-5, J = 13.7, 6.6, 3.3 Hz, 2H), 1.08 (t, J = 7.1 Hz, 3H).

Preparation of Intermediate 1-Benzhydryl-3-benzylaminoazetidine-3-carbonitrile (I-4a):



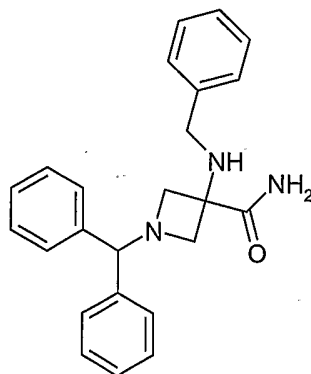
5

I-4a

To a solution of 1-benzhydrylazetidin-3-one (3.3 g, 14 mmol) in methanol (35 ml) was added benzylamine (1.6 ml, 15 mmol) and then acetic acid (0.88 ml, 15 mmol) at room temperature. After stirring for 45 minutes, solid NaCN (0.76 g, 15 mmol) was added in portions over 2 minutes and the mixture was heated to reflux overnight. The reaction, which now contained a precipitate, was cooled and then stirred at room temperature. The solids were collected by vacuum filtration, rinsed with a small volume of cold methanol, and then dried, *in vacuo*, to give I-4a as a solid (3.56 g, 72%): +APCI MS (M+1) 354.4; <sup>1</sup>H NMR (400 MHz, CD<sub>3</sub>OD)  $\delta$  7.40 (d, J = 7.5 Hz, 4H), 7.35 (d, J = 7.5 Hz, 2H), 7.31-7.20 (m, 7H), 7.16 (t, J = 7.3 Hz, 2H), 4.44 (s, 1H), 3.76 (s, 2H), 3.48 (d, J = 8.3 Hz, 2H), 3.05 (d, J = 8.3 Hz, 2H).

10  
15

Preparation of Intermediate 1-Benzhydryl-3-benzylaminoazetidine-3-carboxylic Acid Amide (I-4b):

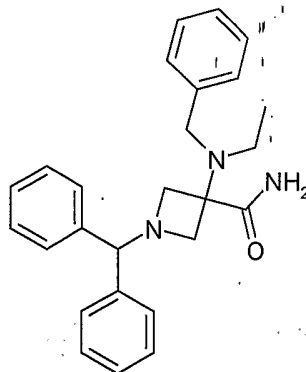


20

I-4b

A solution of 1-benzhydryl-3-benzylaminoazetidine-3-carbonitrile 1-4a (3.45 g, 9.76 mmol) in methylene chloride (55 ml) cooled in an ice bath was treated with H<sub>2</sub>SO<sub>4</sub> (8.1 ml, 0.15 mol), dropwise. After the reaction mixture was allowed to warm to room temperature and stir overnight, it was cooled in an ice bath and then  
5 carefully quenched with concentrated NH<sub>4</sub>OH to pH 10. The mixture was extracted with methylene chloride; the combined organic layers were washed with brine, dried (Na<sub>2</sub>SO<sub>4</sub>) and then concentrated, *in vacuo*, to afford a brown solid. Trituration of this material from hexanes/ diethyl ether afforded a light tan solid which were collected by vacuum filtration, washed with additional hexanes and dried, *in vacuo*, to give 1-4b (3.34 g, 92%): +ES MS (M+1) 372.4; <sup>1</sup>H NMR (400 MHz, CD<sub>3</sub>OD) □ 7.41 (d, *J* = 7.5 Hz, 4H), 7.35 (d, *J* = 7.5 Hz, 2H), 7.31-7.22 (m, 7H), 7.16 (t, *J* = 7.7 Hz, 2H), 4.50 (s, 1H), 3.60 (s, 2H), 3.48 (d, *J* = 8.3 Hz, 2H), 3.16 (d, *J* = 8.3 Hz, 2H).

Preparation of Intermediate 1-Benzhydryl-3-(benzylethylamino)-azetidine-3-carboxylic Acid Amide, Hydrochloride Salt (1-4c):



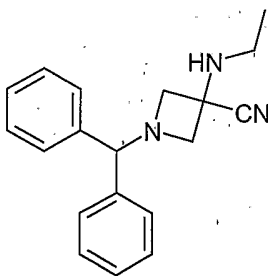
1-4c

A suspension of 1-benzhydryl-3-benzylaminoazetidine-3-carboxylic acid amide 1-4b (3.06 g, 8.24 mmol) in methanol (80 ml) cooled in an ice bath was  
20 treated with acetic acid (2.4 ml, 41 mmol), sodium acetate (6.8 g, 82 mmol) and acetaldehyde (1.8 ml, 41 mmol). After stirring for 10 minutes, NaCNBH<sub>3</sub> (6.24 mg, 9.9 mmol) was added, portionwise. After stirring for 45 minutes, the mixture was then allowed to warm to room temperature and stir overnight. The reaction was concentrated, *in vacuo*, and the residue then extracted from saturated aqueous  
25 sodium bicarbonate with ethyl acetate, the combined organic layers were washed with brine, dried (MgSO<sub>4</sub>), and then concentrated, *in vacuo*, to afford the crude product 1-4c (3.8 g): +APCI MS (M+1) 400.5; <sup>1</sup>H NMR (400 MHz, CD<sub>2</sub>Cl<sub>2</sub>) □ 7.41-

7.37 (m, 6H), 7.29-7.22 (m, 6H), 7.20-7.12 (m, 3H), 4.44 (s, 1H), 3.74 (s, 2H), 3.47 (d,  $J = 8.3$  Hz, 2H), 3.12 (d,  $J = 8.3$  Hz, 2H), 2.56 (q,  $J = 7.2$  Hz, 2H), 0.85 (t,  $J = 7.1$  Hz, 3H).

For purification, a solution of the free base in methanol (75 ml) was treated  
 5 with 1M HCl in diethyl ether (21 ml), dropwise over 5 minutes. After stirring for 20 minutes, the mixture was concentrated under reduced pressure followed by concentration from addition methanol (2X) and then ethanol. The residue was then suspended and stirred in isopropanol (3 ml) while diethyl ether (50 ml) was slowly added. After stirring for 45 minutes, the solids were then isolated by vacuum  
 10 filtration, were washed with ether and dried, *in vacuo*, to provide I-4c (4.4 g, quantitative): +APCI MS ( $M+1$ ) 400.5;  $^1\text{H}$  NMR (400 MHz,  $\text{CD}_3\text{OD}$ )  $\square$  7.55-7.25 (br m, 15H), 5.76 (br s, 1H), 4.21 (br s, 4H), 3.93 (v br s, 2H), 1.02 (br s, 3H).

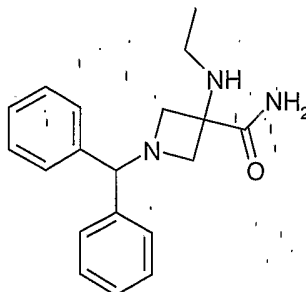
Preparation of Intermediate 1-Benzhydryl-3-ethylaminoazetidine-3-carbonitrile (I-5a):  
 15 5a:



I-5a

To a mixture of 1-benzhydrylazetidin-3-one (9.5 g, 40 mmol) in methanol (30 ml) was added ethylamine hydrochloride (4.2 g, 52 mmol) and then acetic acid (3.0 ml, 52 mmol) at room temperature. After stirring for 15 minutes, solid KCN (3.4 g, 52 mmol) was added and the homogeneous mixture was heated at 60 °C, overnight. The reaction was cooled and then concentrated, *in vacuo*. The residue was then extracted from saturated aqueous sodium bicarbonate with ethyl acetate, the combined organic layers were washed with brine, dried ( $\text{MgSO}_4$ ), and then  
 25 concentrated, *in vacuo*, to afford I-5a as a colorless solid (11.7 g, quantitative): +ES MS ( $M+1$ ) 292.2;  $^1\text{H}$  NMR (400 MHz,  $\text{CD}_3\text{OD}$ )  $\square$  7.42 (d,  $J = 7.5$  Hz, 4H), 7.26 (t,  $J = 7.5$  Hz, 4H), 7.17 (t,  $J = 7.3$  Hz, 2H), 4.47 (s, 1H), 3.54 (d,  $J = 8.3$  Hz, 2H), 3.25 (d,  $J = 8.3$  Hz, 2H), 2.61 (s,  $J = 7.2$  Hz, 2H), 1.11 (t,  $J = 7.3$  Hz, 3H).

Preparation of Intermediate 1-Benzhydryl-3-ethylaminoazetidine-3-carboxylic Acid Amide (I-5b):

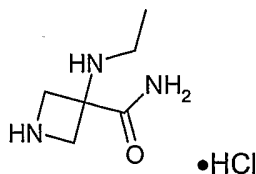


I-5b

5

A vigorously stirred solution of 1-benzhydryl-3-ethylaminoazetidine-3-carbonitrile (I-5a; 11.7 g, 40 mmol) in methylene chloride (150 ml) cooled in an ice bath was treated with H<sub>2</sub>SO<sub>4</sub> (22 ml, 0.4 mol), dropwise. After the reaction mixture was allowed to warm to room temperature and stir overnight, it was cooled in an ice bath and then carefully quenched with concentrated NH<sub>4</sub>OH to pH 11. The off-white solids that formed during the quench were collected by vacuum filtration. The aqueous mixture was then extracted with methylene chloride, the combined organic layers were washed with brine, dried (Na<sub>2</sub>SO<sub>4</sub>) and then concentrated, *in vacuo*, to afford additional solids. The combined solids were stirred for 1 hour in ethyl acetate (150 mL) and then collected by vacuum filtration to give I-5b (9.2 g, 74%) as a solid: +ES MS (M+1) 310.2; <sup>1</sup>H NMR (400 MHz, CD<sub>3</sub>OD)  $\delta$  7.41 (d, *J* = 7.1 Hz, 4H), 7.25 (t, *J* = 7.5 Hz, 4H), 7.16 (t, *J* = 7.5 Hz, 2H), 4.49 (s, 1H), 3.44 (d, *J* = 8.3 Hz, 2H), 3.11 (d, *J* = 8.3 Hz, 2H), 2.47 (q, *J* = 7.1 Hz, 2H), 1.10 (t, *J* = 7.3 Hz, 3H).

20 Preparation of Intermediate 3-Ethylaminopiperidine-3-carboxylic Acid Amide, Hydrochloride Salt (I-5c):



I-5c

To a solution of 1-benzhydryl-3-(benzylethylamino)-azetidine-3-carboxylic acid amide hydrochloride salt (I-5b; 0.66 g, 1.4 mmol) in methanol (25 ml) was

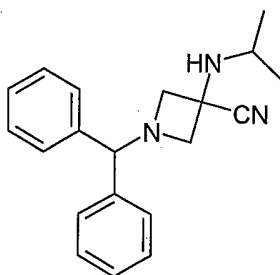
25

added 20% Pd(OH)<sub>2</sub> on carbon (30% water; 0.13 g). The mixture was placed on a Parr® shaker and then reduced (45 psi H<sub>2</sub>) at room temperature overnight. The mixture was diluted with methanol (200 ml) filtered through a 0.45 μm filter disk, and then concentrated to a solid. The residue was triturated from diethyl ether,  
5 collected by vacuum filtration, washed with ether and then dried, *in vacuo*, to afford I-5c (298 mg, 98%): +APCI MS (M+1) 144.1; <sup>1</sup>H NMR (400 MHz, CD<sub>2</sub>Cl<sub>2</sub>) δ 4.56 (s, 4H), 3.00 (q, *J* = 7.2 Hz, 2H), 1.36 (t, *J* = 7.1 Hz, 3H).

Alternatively, a solution of 1-benzhydryl-3-ethylaminoazetidide-3-carboxylic acid amide (I-5b; 9.2 g, 30 mmol) in methanol (150 ml) at 0 °C was added 1M HCl  
10 in ether (75 ml, 75 mmol). The mixture was concentrated to 2/3 volume to remove the ether, *in vacuo*, and then methanol was added to bring the reaction volume to 150 mL. This was repeated a second time. After the addition of 20% Pd(OH)<sub>2</sub> on carbon (50% water; 2.3 g), the mixture was placed on a Parr® shaker and then  
15 reduced (45 psi H<sub>2</sub>) at room temperature overnight. The mixture was diluted with methanol (350 ml) filtered through Celite®, rinsing with additional methanol. The methanol fractions were filtered through a 0.45 μm filter disk, and then concentrated under reduced pressure to give a solid residue that was triturated from diethyl ether, collected by vacuum filtration, washed with ether and then dried, *in vacuo*, to afford I-5c (6.3 g, 91%) as a tan solid.

20

Preparation of Intermediate 1-Benzhydryl-3-isopropylaminoazetidide-3-carbonitrile (I-6a):



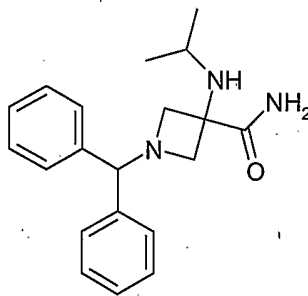
I-6a

25

To a solution of 1-benzhydrylazetidide-3-one (3.20 g, 13.5 mmol) in ethanol (100 ml) cooled in an ice bath was added isopropylamine (1.26 ml, 14.8 mmol), followed by dropwise addition of concentrated aqueous HCl (1.23 ml, 14.8 mmol). After stirring for 15 minutes, a solution of NaCN (0.727 g, 14.8 mmol) in water (30

ml) was added to the reaction mixture over 7 minutes. The reaction was then warmed to room temperature and stirred overnight. After concentrating the reaction to half volume, *in vacuo*, it was then extracted from saturated aqueous sodium bicarbonate with ethyl acetate. The combined organic layers were washed with  
5 brine, dried ( $\text{Na}_2\text{SO}_4$ ), filtered and concentrated, *in vacuo*, to give an oil (3.17 g) that was 2:1 cyanohydrin to ketone as judged by  $^1\text{H}$  NMR and LCMS. A solution of the residue in methanol (17 ml) was treated with isopropylamine (2.3 mmol, 27 mmol) and then acetic acid (1.6 ml, 27 mmol) at room temperature. After stirring for 30 minutes, solid NaCN (330 mg, 6.7 mmol) was added and the mixture was heated to  
10 reflux overnight. The reaction was concentrated, *in vacuo*, and then extracted from saturated aqueous sodium bicarbonate with ethyl acetate. The combined organic layers were washed with brine, dried ( $\text{Na}_2\text{SO}_4$ ), filtered and concentrated, *in vacuo*, to give an I-6a as a dark foam (3.41 g, 83%): +APCI MS (M+1) 306.4;  $^1\text{H}$  NMR (400 MHz,  $\text{CD}_2\text{Cl}_2$ )  $\square$  7.45-7.42 (m, 4H), 7.31-7.18 (m, 6H), 4.42 (s, 1H), 3.68 (d,  $J = 8.3$  Hz, 2H), 3.11 (septuplet,  $J = 6.2$  Hz, 1H), 3.07 (d,  $J = 8.3$  Hz, 2H), 1.01 (d,  $J = 6.2$  Hz, 6H).  
15

Preparation of Intermediate 1-Benzhydryl-3-isopropylaminoazetidide-3-carboxylic Acid Amide (I-6b):



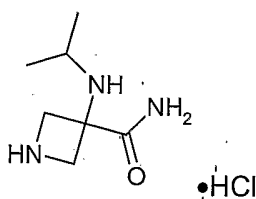
20

I-6b

A solution of 1-benzhydryl-3-isopropylaminoazetidide-3-carbonitrile (I-6a; 3.40 g, 11.1 mmol) in methylene chloride (25 ml) cooled in an ice bath was treated with  $\text{H}_2\text{SO}_4$  (5.95 ml, 111 mmol), dropwise. After the reaction mixture was allowed  
25 to warm to room temperature and stir overnight, it was cooled in an ice bath and then carefully quenched with concentrated  $\text{NH}_4\text{OH}$  to pH 11. The mixture was extracted with methylene chloride, the combined organic layers were dried ( $\text{Na}_2\text{SO}_4$ ) and then concentrated, *in vacuo*, to afford a crude foam (3.3 g) that was

then purified on a Biotage™ Flash 40M column using 0-2% methanol in methylene chloride as eluant to afford the title compound I-6b (2.32 g, 64%) as a brown solid: +ES MS (M+1) 324.4; <sup>1</sup>H-NMR (400 MHz, CD<sub>3</sub>OD) □ 7.40 (d, *J* = 7.5 Hz, 4H), 7.24 (t, *J* = 7.5 Hz, 4H), 7.15 (t, *J* = 7.1 Hz, 2H), 4.46 (s, 1H), 3.53 (d, *J* = 8.7 Hz, 2H), 3.06 (d, *J* = 8.7 Hz, 2H), 2.90 (septuplet, *J* = 6.4 Hz, 1H), 0.97 (d, *J* = 6.6 Hz, 6H).

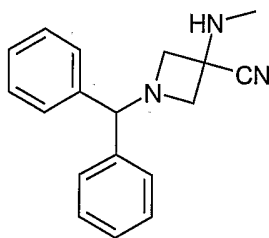
Preparation of Intermediate 3-Isopropylaminoazetidine-3-carboxylic Acid Amide, Hydrochloride Salt (I-6c):



I-6c

To a solution of 1-benzhydryl-3-isopropylaminoazetidine-3-carboxylic acid amide (I-6b; 2.28 g, 7.05 mmol) in methanol (100 ml) was added 1M HCl in ether (14.8 ml, 14.8 mmol) and then water (10 ml). After the addition of 20% Pd(OH)<sub>2</sub> on carbon (60% water; 1.43 g), the mixture was placed on a Parr® shaker and then reduced (50 psi H<sub>2</sub>) at room temperature overnight. The mixture was filtered through a pad of Celite®, and then concentrated, *in vacuo*. The residue was then concentrated, *in vacuo*, from toluene (2X), acetonitrile (2X) and then methanol to give I-6c (1.59 g, 98%) as a tan solid: +APCI MS (M+1) 158.1; <sup>1</sup>H NMR (400 MHz, CD<sub>3</sub>OD) □ 4.71 (d, *J* = 13.3 Hz, 2H), 4.60 (d, *J* = 13.3 Hz, 2H), 3.49 (septuplet, *J* = 6.6 Hz, 1H), 1.34 (d, *J* = 6.6 Hz, 6H).

Preparation of Intermediate 1-Benzhydryl-3-methylaminoazetidine-3-carbonitrile (I-7a):

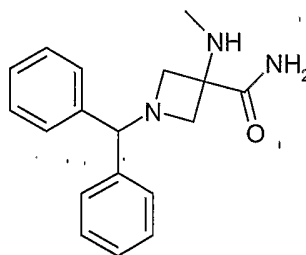


I-7a

To a solution of 1-benzhydrylazetid-3-one (2.13 g, 8.98 mmol) in methanol (17 ml) was added methylamine hydrochloride (1.21 g, 18.0 mmol) and then acetic acid (1.03 ml, 18.0 mmol) at room temperature. After stirring for 5 minutes, solid KCN (1.17 g, 18.0 mmol) was added and the mixture was heated to 60 °C for 19 hours. The reaction was cooled; the solid product was collected by vacuum filtration, rinsed with methanol, and then dried, *in vacuo*, to afford 1-7a as a colorless solid (2.50 g, quantitative): +ES MS (M+1) 278.3; <sup>1</sup>H NMR (400 MHz, CD<sub>2</sub>Cl<sub>2</sub>) □ 7.43 (d, *J* = 7.5 Hz, 4H), 7.29 (t, *J* = 7.5 Hz, 4H), 7.23 (t, *J* = 7.3 Hz, 2H), 4.45 (s, 1H), 3.55 (d, *J* = 7.5 Hz, 2H), 3.15 (d, *J* = 7.1 Hz, 2H), 2.40 (s, 3H).

10

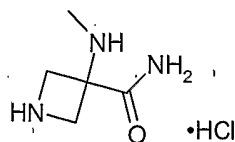
Preparation of Intermediate 1-Benzhydryl-3-methylaminoazetid-3-carboxylic Acid Amide (1-7b):

1-7b

A vigorously stirred solution of 1-benzhydryl-3-methylaminoazetid-3-carbonitrile (1-7a; 2.10 g, 7.57 mmol) in methylene chloride (25 ml) cooled in an ice bath was treated with H<sub>2</sub>SO<sub>4</sub> (4.0 ml, 76 mmol), dropwise. After the reaction mixture was allowed to warm to room temperature and stir overnight, it was cooled in an ice bath and then carefully quenched with concentrated NH<sub>4</sub>OH to pH 11. The mixture was extracted with methylene chloride, the combined organic layers were dried (Na<sub>2</sub>SO<sub>4</sub>) and then concentrated, *in vacuo*, to afford 1-7b (1.2 g, 54%) as an off-white solid: +ES MS (M+1) 296.3; <sup>1</sup>H NMR (400 MHz, CD<sub>3</sub>OD) □ 7.41 (d, *J* = 7.5 Hz, 4H), 7.25 (t, *J* = 7.5 Hz, 4H), 7.16 (t, *J* = 7.1 Hz, 2H), 4.48 (s, 1H), 3.41 (d, *J* = 8.7 Hz, 2H), 3.09 (d, *J* = 8.7 Hz, 2H), 2.24 (s, 3H).

25

Preparation of Intermediate 3-Methylaminoazetidene-3-carboxylic Acid Amide, Hydrochloride Salt (I-7c):



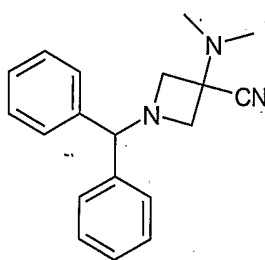
5

I-7c

To a suspension of 1-benzhydryl-3-methylaminoazetidene-3-carboxylic acid amide (I-7b; 13.5 g, 45.8 mmol) in methanol (90 ml) was added concentrated aqueous HCl (8.0 ml, 96 mol), dropwise, to give a homogeneous solution. After the addition of 20% Pd(OH)<sub>2</sub> on carbon (50% water; 4.1 g), the mixture was placed on a Parr® shaker and then reduced (50 psi H<sub>2</sub>) at room temperature for 7 hours. The mixture was filtered through a pad of Celite®, washing with copious amount of 9:1 methanol/water, and then 9:1 tetrahydrofuran/water until no product eluted (determined with ninhydrin stain). The filtrate was then concentrated, *in vacuo*, and the residue was then triturated from diethyl ether to give I-7c (9.3 g, quantitative) as a brown solid: +APCI MS (M+1) 129.9; <sup>1</sup>H NMR (400 MHz, CD<sub>3</sub>OD)  $\delta$  4.50 (d, *J* = 12.0 Hz, 2H), 4.43 (d, *J* = 12.9 Hz, 2H), 2.64 (s, 3H).

10  
15

Preparation of Intermediate 1-Benzhydryl-3-dimethylaminoazetidene-3-carbonitrile (I-8a):



20

I-8a

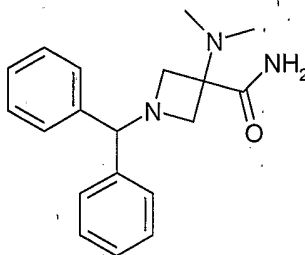
A solution of 2M dimethylamine in THF (3.92 ml, 7.83 mmol) was added to 1-benzhydrylazetidide-3-one (1.43 g, 6.03 mmol). After stirring 5 minutes, acetic acid (0.450 ml, 7.83 mmol), solid KCN (0.510 g, 7.83 mmol), and methanol (0.5 ml) were added at room temperature. After stirring for 5 minutes, the mixture was heated to 60°C for 19 hours. The reaction was cooled and extracted from saturated aqueous NaHCO<sub>3</sub> with ethyl acetate. The combined extracts were dried (Na<sub>2</sub>SO<sub>4</sub>), and

25

concentrated, *in vacuo*, to afford I-8a as a foam (1.77 g, quantitative): +ES MS (M+1) 292.3;  $^1\text{H NMR}$  (400 MHz,  $\text{CD}_2\text{Cl}_2$ )  $\square$  7.44 (d,  $J = 7.5$  Hz, 4H), 7.29 (t,  $J = 7.5$  Hz, 4H), 7.21 (t,  $J = 7.3$  Hz, 2H), 4.41 (s, 1H), 3.58 (d,  $J = 8.3$  Hz, 2H), 3.05 (d,  $J = 8.3$  Hz, 2H), 2.13 (s, 6H).

5

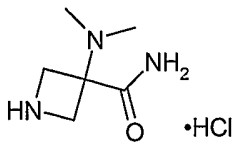
Preparation of Intermediate 1-Benzhydryl-3-dimethylaminoazetidine-3-carboxylic Acid Amide (I-8b):



I-8b

10 A vigorously stirred solution of 1-benzhydryl-3-dimethylamino-azetidine-3-carbonitrile (I-8a; 1.55 g, 5.32 mmol) in methylene chloride (30 ml) cooled in an ice bath was treated with  $\text{H}_2\text{SO}_4$  (3.0 ml, 53 mmol), dropwise. After warming to room temperature and stirring overnight, the reaction was cooled in an ice bath and then carefully quenched with concentrated aqueous  $\text{NH}_4\text{OH}$  to pH 11. The mixture was  
15 extracted with methylene chloride. The combined organic layers were dried ( $\text{Na}_2\text{SO}_4$ ) and then concentrated. The crude product (4:1 product to starting material) was then purified on a Biotage™ Flash 40M column using 3% methanol in methylene chloride as eluant. The residue (1.04 g) was then triturated from ether to afford I-8b (0.75 g, 45%): +ES MS (M+1) 310.3;  $^1\text{H NMR}$  (400 MHz,  $\text{CD}_3\text{OD}$ )  $\square$  7.40  
20 (d,  $J = 7.5$  Hz, 4H), 7.24 (t,  $J = 7.5$  Hz, 4H), 7.17 (t,  $J = 7.3$  Hz, 2H), 4.42 (s, 1H), 3.41 (d,  $J = 8.7$  Hz, 2H), 3.12 (d,  $J = 8.7$  Hz, 2H), 2.26 (s, 6H).

Preparation of Intermediate 3-Diethylaminoazetidine-3-carboxylic Acid Amide Hydrochloride Salt (I-8c):



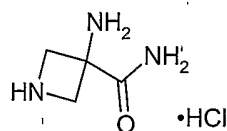
I-8c

25

To a solution of 1-benzhydryl-3-dimethylaminoazetidide-3-carboxylic acid amide (1-8b; 730 mg, 2.36 mmol) in methanol/methylene chloride was added excess 1 M HCl in diethyl ether (5.0 ml). The solvent was removed, *in vacuo*, and the resultant hydrochloride salt dissolved in methanol (30 ml). After the addition of 5 20% Pd(OH)<sub>2</sub> on carbon (50% water; 365 mg), the mixture was placed on a Parr® shaker and then reduced (50 psi H<sub>2</sub>) at room temperature for 5 hours. The reaction was filtered through a 0.45 μM disk, and then concentrated, *in vacuo*, to give 1-8c (224 mg, 44%) as an off-white solid: +APCI MS (M+1) 144.0; <sup>1</sup>H NMR (400 MHz, CD<sub>3</sub>OD) δ 4.52 (d, *J* = 12.5 Hz, 2H), 4.39 (d, *J* = 12.9 Hz, 2H), 2.70 (s, 6H).

10

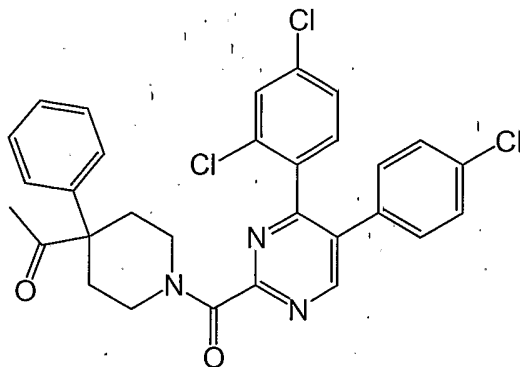
Preparation of Intermediate 3-Aminoazetidide-3-carboxylic Acid Amide, Hydrochloride Salt (1-9a):

1-9a

15 To a solution of 1-benzhydryl-3-benzylaminoazetidide-3-carboxylic acid amide (1-4b; 1.83 g, 4.80 mmol) in methanol/methylene chloride was added excess 1 M HCl in diethyl ether (3.5 ml). After stirring for 10 minutes, the solvent was removed, *in vacuo*, and the resultant hydrochloride salt dissolved in 10:1 methanol/water (55 ml). After the addition of 20% Pd(OH)<sub>2</sub> on carbon (50% water; 20 0.37 g), the mixture was placed on a Parr® shaker and then reduced (50 psi H<sub>2</sub>) at room temperature for 23 hours. The reaction was diluted with methanol (50 ml), filtered through a 0.45 μM disk, and the disk rinsed with methanol (2 x 100 ml). The combined methanolic solutions were concentrated, *in vacuo*, and then triturated from diethyl ether to afford 1-9a (262 mg, 85%) as a tan solid: +APCI MS (M+1) 25 115.8; <sup>1</sup>H NMR (400 MHz, CD<sub>3</sub>OD) δ 4.58 (d, *J* = 13.3 Hz, 2H), 4.47 (d, *J* = 13.3 Hz, 2H).

**Example 1**

Preparation of 1-{1-[5-(4-Chloro-phenyl)-4-(2,4-dichloro-phenyl)-pyrimidine-2-carbonyl]-4-phenyl-piperidin-4-yl}-ethanone (1-1A):

**1A-1**

A stirred slurry of 5-(4-chloro-phenyl)-4-(2,4-dichloro-phenyl)-pyrimidine-2-carbonyl chloride 1-1f (50 mg) and 4-acetyl-4-phenyl-piperidine hydrochloride (45 mg) in dichloromethane (1 ml) was cooled to 5°C. Triethylamine (57 mg in 0.5 ml in  
 10 ... dichloromethane) was added dropwise to produce an orange solution which was allowed to warm to ambient temperature. After 1 hour, the solution was concentrated *in vacuo* and the residue chromatographed on a TLC prep plate (50% ethyl acetate/hexanes) to afford the title compound (1-1A) as a colorless solid (43 mg); ms (APCI) *m/z* = 563.8 (M+1). <sup>1</sup>H NMR (400 MHz, CD<sub>3</sub>OD)  $\delta$  8.84 (s, 1H), 7.38-7.04 (m,  
 15 12H), 4.40-4.36 (m, 1H), 3.56-3.32 (m, 3H), 2.52-2.42 (m, 2H), 2.30-2.51 (m, 1H), 2.05-1.98 (m, 1H), 1.93 (s, 3H).

The compounds listed in Table 1 below were prepared using procedures analogous to those described above for the synthesis of Compound 1A-1 using the appropriate starting materials which are available commercially, prepared using  
 20 preparations well-known to those skilled in the art, or prepared in a manner analogous to routes described above for other intermediates.

**Table 1**

Example No.	Compound Name	MS (M+1)
<b>1A-2</b>	{1-[5-(4-Chloro-phenyl)-4-(2,4-dichloro-phenyl)-pyrimidine-2-carbonyl]-4-phenyl-piperidin-4-yl}-pyrrolidin-1-yl-methanone	(APCI) <i>m/z</i> = 618.8
<b>1A-3</b>	5-(4-Chloro-phenyl)-4-(2,4-dichloro-phenyl)-pyrimidine-2-carboxylic acid cyclohexylamide	(APCI) <i>m/z</i> = 459.9

Example No.	Compound Name	MS (M+1)
1A-4	[5-(4-Chloro-phenyl)-4-(2,4-dichloro-phenyl)-pyrimidin-2-yl]morpholin-4-yl-methanone	(LCMS) m/z = 447.9
1A-5	[5-(4-Chloro-phenyl)-4-(2,4-dichloro-phenyl)-pyrimidin-2-yl]-(2-(S)-methoxymethyl-pyrrolidin-1-yl)-methanone	(LCMS) m/z = 477.9
1A-6	[5-(4-Chloro-phenyl)-4-(2,4-dichloro-phenyl)-pyrimidin-2-yl]-(4-pyridin-2-yl-piperazin-1-yl)-methanone	(LCMS) m/z = 525.9
1A-7	[5-(4-Chloro-phenyl)-4-(2,4-dichloro-phenyl)-pyrimidin-2-yl]-(4-hydroxy-piperidin-1-yl)-methanone	(LCMS) m/z = 461.9
1A-8	5-(4-Chloro-phenyl)-4-(2,4-dichloro-phenyl)-pyrimidine-2-carboxylic acid(2,2,6,6-tetramethyl-piperidin-4-yl)-amide	(LCMS) m/z = 519.0
1A-9	5-(4-Chloro-phenyl)-4-(2,4-dichloro-phenyl)-pyrimidine-2-carboxylic acid (tetrahydro-pyran-4-yl)-amide	(LCMS) m/z = 463.9
1A-10	5-(4-Chloro-phenyl)-4-(2,4-dichloro-phenyl)-pyrimidine-2-carboxylic acid (1-ethyl-piperidin-3-yl)-amide	(LCMS) m/z = 488.9
1A-11	[5-(4-Chloro-phenyl)-4-(2,4-dichloro-phenyl)-pyrimidin-2-yl]-(3,4-dihydro-1H-isoquinolin-2-yl)-methanone	(LCMS) m/z = 493.9
1A-12	[5-(4-Chloro-phenyl)-4-(2,4-dichloro-phenyl)-pyrimidin-2-yl]-(cis-3,5-dimethyl-piperidin-1-yl)-methanone	(LCMS) m/z = 473.9
1A-13	5-(4-Chloro-phenyl)-4-(2,4-dichloro-phenyl)-pyrimidine-2-carboxylic acid (1-(R,S)-methoxymethyl-propyl)-amide	(LCMS) m/z = 465.9
1A-14	[5-(4-Chloro-phenyl)-4-(2,4-dichloro-phenyl)-pyrimidin-2-yl]-piperidin-1-yl-methanone	(LCMS) m/z = 447.9
1A-15	5-(4-Chloro-phenyl)-4-(2,4-dichloro-phenyl)-pyrimidine-2-carboxylic acid (6-fluoro-chroman-4-(R,S)-yl)-amide	(APCI) m/z = 527.7
1A-16	[5-(4-Chloro-phenyl)-4-(2,4-dichloro-phenyl)-pyrimidin-2-yl]-[4-(4-fluoro-phenyl)-4-hydroxy-piperidin-1-yl]-methanone	(LCMS) m/z = 557.8
1A-17	5-(4-Chloro-phenyl)-4-(2,4-dichloro-phenyl)-pyrimidine-2-carboxylic acid bicyclo[2.2.1]hept-exo-2(R,S)-ylamide	(LCMS) m/z = 471.9
1A-18	5-(4-Chloro-phenyl)-4-(2,4-dichloro-phenyl)-pyrimidine-2-carboxylic acid cyclohexyl-methyl-amide	(LCMS) m/z = 475.9
1A-19	5-(4-Chloro-phenyl)-4-(2,4-dichloro-phenyl)-pyrimidine-2-carboxylic acid benzylamide	(LCMS) m/z = 467.9
1A-20	5-(4-Chloro-phenyl)-4-(2,4-dichloro-phenyl)-pyrimidine-2-carboxylic acid adamantan-1-ylamide	(APCI) m/z = 513.8
1A-21	[5-(4-Chloro-phenyl)-4-(2,4-dichloro-phenyl)-pyrimidin-2-yl]-(4-methyl-piperazin-1-yl)-methanone	(LCMS) m/z = 462.9
1A-22	[5-(4-Chloro-phenyl)-4-(2,4-dichloro-phenyl)-pyrimidin-2-yl]-(4-ethyl-piperazin-1-yl)-methanone	(LCMS) m/z = 474.9
1A-23	[5-(4-Chloro-phenyl)-4-(2,4-dichloro-phenyl)-pyrimidin-2-yl]-(3(R,S)-hydroxy-piperidin-1-yl)-methanone	(LCMS) m/z = 463.9
1A-24	5-(4-Chloro-phenyl)-4-(2,4-dichloro-phenyl)-pyrimidine-2-carboxylic acid (3,3,5-(R,S)-trimethyl-cyclohexyl)-amide	(LCMS) m/z = 503.9

Example No.	Compound Name	MS (M+1)
1A-25	1-[5-(4-Chloro-phenyl)-4-(2,4-dichloro-phenyl)-pyrimidine-2-carbonyl]-4-phenyl-piperidine-4-carbonitrile	(LCMS) m/z = 548.8
1A-26	1-[5-(4-Chloro-phenyl)-4-(2,4-dichloro-phenyl)-pyrimidine-2-carbonyl]-piperidine-4-carboxylic acid amide	(LCMS) m/z = 490.0
1A-27	[1,4']Bipiperidinyl-1'-yl-[5-(4-chloro-phenyl)-4-(2,4-dichloro-phenyl)-pyrimidin-2-yl]-methanone	(LCMS) m/z = 528.9
1A-28	5-(4-Chloro-phenyl)-4-(2,4-dichloro-phenyl)-pyrimidine-2-carboxylic acid methyl-pyridin-2-yl-amide	(LCMS) m/z = 468.9
1A-29	[4-(4-Chloro-phenyl)-5-(2,4-dichloro-phenyl)-pyrimidin-2-yl]-(4-pyridin-2-yl-piperazin-1-yl)-methanone	(LCMS) m/z = 525.9
1A-30	[5-(4-Chloro-phenyl)-4-(2,4-dichloro-phenyl)-pyrimidin-2-yl]-(4-pyridin-2-yl-piperazin-1-yl)-methanone	(LCMS) m/z = 523.9
1A-31	4-(4-Chloro-phenyl)-5-(2,4-dichloro-phenyl)-pyrimidine-2-carboxylic acid cyclohexylamide	(LCMS) m/z = 459.9
1A-32	5-(4-Chloro-phenyl)-4-(2,4-dichloro-phenyl)-pyrimidine-2-carboxylic acid indan-2-ylamide	(LCMS) m/z = 495.8
1A-33	5-(4-Chloro-phenyl)-4-(2,4-dichloro-phenyl)-pyrimidine-2-carboxylic acid (4-cyano-cyclohexylmethyl)-amide	(LCMS) m/z = 498.9
1A-34	5-(4-Chloro-phenyl)-4-(2,4-dichloro-phenyl)-pyrimidine-2-carboxylic acid cyclohexylmethyl-amide	(LCMS) m/z = 475.9
1A-35	5-(4-Chloro-phenyl)-4-(2,4-dichloro-phenyl)-pyrimidine-2-carboxylic acid (1-aza-bicyclo[2.2.2]oct-3-(R)-yl)-amide	(LCMS) m/z = 488.9
1A-36	5-(4-Chloro-phenyl)-4-(2,4-dichloro-phenyl)-pyrimidine-2-carboxylic acid (6,6-dimethyl-bicyclo[3.1.1]hept-cis-2-(R)-ylmethyl)-amide	(LCMS) m/z = 514.0
1A-37	5-(4-Chloro-phenyl)-4-(2,4-dichloro-phenyl)-pyrimidine-2-carboxylic acid (1-ethyl-pyrrolidin-2-(R)-ylmethyl)-amide	(LCMS) m/z = 488.9
1A-38	5-(4-Chloro-phenyl)-4-(2,4-dichloro-phenyl)-pyrimidine-2-carboxylic acid (5-methyl-pyridin-2-yl)-amide	(LCMS) m/z = 468.9
1A-39	5-(4-Chloro-phenyl)-4-(2,4-dichloro-phenyl)-pyrimidine-2-carboxylic acid (6-methyl-pyridin-2-yl)-amide	(LCMS) m/z = 470.8
1A-40	5-(4-Chloro-phenyl)-4-(2,4-dichloro-phenyl)-pyrimidine-2-carboxylic acid pyridin-3-ylamide	(LCMS) m/z = 454.9
1A-41	5-(4-Chloro-phenyl)-4-(2,4-dichloro-phenyl)-pyrimidine-2-carboxylic acid (3-methyl-isothiazol-5-yl)-amide	(LCMS) m/z = 476.9
1A-42	5-(4-Chloro-phenyl)-4-(2,4-dichloro-phenyl)-pyrimidine-2-carboxylic acid (3-(R)-hydroxy-6-(R,S)-methoxy-2(S)-methyl-tetrahydro-pyran-4-(S)-yl)-amide	(LCMS) m/z = 521.8
1A-43	5-(4-Chloro-phenyl)-4-(2,4-dichloro-phenyl)-pyrimidine-2-carboxylic acid (1-benzyl-piperidin-4-yl)-amide	(LCMS) m/z = 552.9
1A-44	5-(4-Chloro-phenyl)-4-(2,4-dichloro-phenyl)-pyrimidine-2-carboxylic acid piperidin-4-ylamide	(LCMS) m/z = 460.9
1A-45	[5-(4-Chloro-phenyl)-4-(2,4-dichloro-phenyl)-pyrimidin-2-yl]-(cis-2,6-dimethyl-piperidin-1-yl)-methanone	(LCMS) m/z = 473.9

Example No.	Compound Name	MS (M+1)
1A-46	5-(4-Chloro-phenyl)-4-(2,4-dichloro-phenyl)-pyrimidine-2-carboxylic acid (endo-3-hydroxymethyl-bicyclo[2.2.1]hept-endo-2-yl)-amide	(LCMS) m/z = 503.9
1A-37	5-(4-Chloro-phenyl)-4-(2,4-dichloro-phenyl)-pyrimidine-2-carboxylic acid (2-(S)-hydroxy-indan-1-(R)-yl)-amide	(LCMS) m/z = 511.9
1A-38	5-(4-Chloro-phenyl)-4-(2,4-dichloro-phenyl)-pyrimidine-2-carboxylic acid (1-(R)-benzyloxymethyl-propyl)-amide	(LCMS) m/z = 539.9
1A-39	5-(4-Chloro-phenyl)-4-(2,4-dichloro-phenyl)-pyrimidine-2-carboxylic acid [2-(3-methyl-3H-imidazol-4-yl)-ethyl]-amide	(LCMS) m/z = 487.9
1A-40	5-(4-Chloro-phenyl)-4-(2,4-dichloro-phenyl)-pyrimidine-2-carboxylic acid (1-aza-bicyclo[2.2.2]oct-3-(S)-yl)-amide	(LCMS) m/z = 486.9
1A-41	5-(4-Chloro-phenyl)-4-(2,4-dichloro-phenyl)-pyrimidine-2-carboxylic acid (3,4,5,6-tetrahydro-2H-[1,2']bipyridinyl-4-yl)-amide	(LCMS) m/z = 539.9
1A-42	[5-(4-Chloro-phenyl)-4-(2,4-dichloro-phenyl)-pyrimidin-2-yl]-(cis-2,6-dimethyl-morpholin-4-yl)-methanone	(LCMS) m/z = 475.9
1A-43	5-(4-Chloro-phenyl)-4-(2,4-dichloro-phenyl)-pyrimidine-2-carboxylic acid (1-pyrimidin-2-yl-pyrrolidin-3-(R,S)-yl)-amide	(LCMS) m/z = 526.8
1A-44	[5-(4-Chloro-phenyl)-4-(2,4-dichloro-phenyl)-pyrimidin-2-yl]-(4-pyrimidin-2-yl-piperazin-1-yl)-methanone	(LCMS) m/z = 526.9
1A-45	5-(4-Chloro-phenyl)-4-(2,4-dichloro-phenyl)-pyrimidine-2-carboxylic acid (pyridin-4-ylmethyl)-amide	(LCMS) m/z = 468.9
1A-46	5-(4-Chloro-phenyl)-4-(2,4-dichloro-phenyl)-pyrimidine-2-carboxylic acid (2-(R)-benzyloxy-(R)-cyclopentyl)-amide	(LCMS) m/z = 551.9
1A-47	5-(4-Chloro-phenyl)-4-(2,4-dichloro-phenyl)-pyrimidine-2-carboxylic acid (2,3-dihydro-benzofuran-5-ylmethyl)-amide	(LCMS) m/z = 509.8
1A-48	5-(4-Chloro-phenyl)-4-(2,4-dichloro-phenyl)-pyrimidine-2-carboxylic acid (exo-3-hydroxymethyl-bicyclo[2.2.1]hept-exo-2-yl)-amide	(LCMS) m/z = 503.9
1A-49	5-(4-Chloro-phenyl)-4-(2,4-dichloro-phenyl)-pyrimidine-2-carboxylic acid (2-methoxy-1-(R,S)-methyl-ethyl)-amide	(LCMS) m/z = 449.9
1A-50	5-(4-Chloro-phenyl)-4-(2,4-dichloro-phenyl)-pyrimidine-2-carboxylic acid (2-(R)-hydroxy-indan-1-(S)-yl)-amide	(LCMS) m/z = 511.9
1A-51	5-(4-Chloro-phenyl)-4-(2,4-dichloro-phenyl)-pyrimidine-2-carboxylic acid [4-(cyclopropylmethyl-carbamoyl)-cyclohexyl]-amide	(LCMS) m/z = 559.2
1A-52	5-(4-Chloro-phenyl)-4-(2,4-dichloro-phenyl)-pyrimidine-2-carboxylic acid (2-(R)-hydroxy-(S)-cycloheptylmethyl)-amide	(LCMS) m/z = 503.9
1A-53	5-(4-Chloro-phenyl)-4-(2,4-dichloro-phenyl)-pyrimidine-2-carboxylic acid (pyridin-2-ylmethyl)-amide	(LCMS) m/z = 470.8

Example No.	Compound Name	MS (M+1)
1A-54	5-(4-Chloro-phenyl)-4-(2,4-dichloro-phenyl)-pyrimidine-2-carboxylic acid (pyridin-3-ylmethyl)-amide	(LCMS) m/z = 469.1
1A-55	5-(4-Chloro-phenyl)-4-(2,4-dichloro-phenyl)-pyrimidine-2-carboxylic acid 2-fluoro-4-trifluoromethyl-benzylamide	(LCMS) m/z = 553.6
1A-56	5-(4-Chloro-phenyl)-4-(2,4-dichloro-phenyl)-pyrimidine-2-carboxylic acid 4-trifluoromethoxy-benzylamide	(LCMS) m/z = 554.1
1A-57	5-(4-Chloro-phenyl)-4-(2,4-dichloro-phenyl)-pyrimidine-2-carboxylic acid 4-fluoro-benzylamide	(LCMS) m/z = 486.2
1A-58	5-(4-Chloro-phenyl)-4-(2,4-dichloro-phenyl)-pyrimidine-2-carboxylic acid (1-(R,S)-phenyl-ethyl)amide	(LCMS) m/z = 484.2
1A-59	5-(4-Chloro-phenyl)-4-(2,4-dichloro-phenyl)-pyrimidine-2-carboxylic acid 4-(1-hydroxy-1-methyl-ethyl)-benzylamide	(LCMS) m/z = 528.2
1A-60	5-(4-Chloro-phenyl)-4-(2,4-dichloro-phenyl)-pyrimidine-2-carboxylic acid 5-chloro-2-isopropoxy-benzylamide	(LCMS) m/z = 562.2
1A-61	[5-(4-Chloro-phenyl)-4-(2,4-dichloro-phenyl)-pyrimidin-2-yl]-[4-(3,5-difluoro-phenyl)-4-methanesulfonyl-piperidin-1-yl]-methanone	(LCMS) m/z = 638.1
1A-62	6-(2,4-Dichloro-phenyl)-5-(4-fluoro-phenyl)-pyrimidine-2,4-dicarboxylic acid bis-benzylamide	(LCMS) m/z = 585.2
1A-63	5-(4-Chloro-phenyl)-4-(2,4-dichloro-phenyl)-pyrimidine-2-carboxylic acid 4-isopropyl-benzylamide	(LCMS) m/z = 512.1
1A-64	5-(4-Chloro-phenyl)-4-(2,4-dichloro-phenyl)-pyrimidine-2-carboxylic acid 4-chloro-benzylamide	(LCMS) m/z = 506.1
1A-65	5-(4-Chloro-phenyl)-4-(2,4-dichloro-phenyl)-pyrimidine-2-carboxylic acid (2-hydroxy-ethyl)-propyl-amide	(LCMS) m/z = 464.2
1A-66	[5-(4-Chloro-phenyl)-4-(2,4-dichloro-phenyl)-pyrimidin-2-yl]-[4-(2-hydroxy-ethyl)-piperidin-1-yl]-methanone	(LCMS) m/z = 490.2
1A-67	5-(4-Chloro-phenyl)-4-methyl-6-pyridin-4-yl-pyrimidine-2-carboxylic acid cyclohexylamide	(LCMS) m/z = 407.3
1A-68	5-(4-Chloro-phenyl)-4-(2,4-dichloro-phenyl)-pyrimidine-2-carboxylic acid methyl-(1-methyl-pyrrolidin-3-(R,S)-yl)-amide	(LCMS) m/z = 475.2
1A-69	5-(4-Chloro-phenyl)-4-(2,4-dichloro-phenyl)-pyrimidine-2-carboxylic acid (1-(S)-phenyl-ethyl)-amide	(LCMS) m/z = 484.2
1A-70	5-(4-Chloro-phenyl)-4-(2,4-dichloro-phenyl)-pyrimidine-2-carboxylic acid (1-(R)-phenyl-ethyl)-amide	(LCMS) m/z = 484.2
1A-71	5-(4-Chloro-phenyl)-4-(2,4-dichloro-phenyl)-pyrimidine-2-carboxylic acid (1-benzyl-pyrrolidin-3-(R,S)-yl)-methyl-amide	(LCMS) m/z = 553.2
1A-72	[5-(4-Chloro-phenyl)-4-(2,4-dichloro-phenyl)-pyrimidin-2-yl]-(2-(R)-hydroxymethyl-pyrrolidin-1-yl)-methanone	(LCMS) m/z = 462.2
1A-73	[5-(4-Chloro-phenyl)-4-(2,4-dichloro-phenyl)-pyrimidin-2-yl]-(cis-6-hydroxymethyl-3-aza-bicyclo[3.1.0]hex-3-yl)-methanone	(APCI) m/z = 474.2
1A-74	5-(4-Chloro-phenyl)-4-(2,4-dichloro-phenyl)-pyrimidine-2-carboxylic acid indan-1-(R,S)-ylamide	(LCMS) m/z = 496.2

Example No.	Compound Name	MS (M+1)
1A-75	5-(4-Chloro-phenyl)-4-(2,4-dichloro-phenyl)-pyrimidine-2-carboxylic acid (1-(R,S)-cyano-1-phenyl-methyl)-amide	(LCMS) m/z = 493.1
1A-76	5-(4-Chloro-phenyl)-4-(2,4-dichloro-phenyl)-pyrimidine-2-carboxylic acid [1-(R,S)-(4-fluoro-phenyl)-ethyl]-amide	(LCMS) m/z = 500.1
1A-77	5-(4-Chloro-phenyl)-4-(2,4-dichloro-phenyl)-pyrimidine-2-carboxylic acid [1-(R,S)-(4-chloro-phenyl)-ethyl]-amide	(LCMS) m/z = 518.1
1A-78	5-(4-Chloro-phenyl)-4-(2,4-dichloro-phenyl)-pyrimidine-2-carboxylic acid (1-(R,S)-phenyl-propyl)-amide	(LCMS) m/z = 498.2
1A-79	5-(4-Chloro-phenyl)-4-(2,4-dichloro-phenyl)-pyrimidine-2-carboxylic acid [1-(R,S)-(2-methoxy-phenyl)-ethyl]-amide	(LCMS) m/z = 512.1
1A-80	5-(4-Chloro-phenyl)-4-(2,4-dichloro-phenyl)-pyrimidine-2-carboxylic acid (1-(S)-p-tolyl-ethyl)-amide	(LCMS) m/z = 496.2
1A-81	5-(4-Chloro-phenyl)-4-(2,4-dichloro-phenyl)-pyrimidine-2-carboxylic acid (1-methyl-1-phenyl-ethyl)-amide	(LCMS) m/z = 498.2
1A-82	5-(4-Chloro-phenyl)-4-(2,4-dichloro-phenyl)-pyrimidine-2-carboxylic acid [1-(R,S)-(4-cyano-phenyl)-ethyl]-amide	(LCMS) m/z = 509.1
1A-83	5-(4-Chloro-phenyl)-4-(2,4-dichloro-phenyl)-pyrimidine-2-carboxylic acid exo-bicyclo[2.2.1]hept-2-ylamide	(LCMS) m/z = 474.2
1A-84	5-(4-Chloro-phenyl)-4-(2,4-dichloro-phenyl)-pyrimidine-2-carboxylic acid (3-chloro-5-trifluoromethyl-pyridin-2-ylmethyl)-amide	(LCMS) m/z = 573.1
1A-85	5-(4-Chloro-phenyl)-4-(2,4-dichloro-phenyl)-pyrimidine-2-carboxylic acid (6-methyl-pyridin-2-ylmethyl)-amide	(LCMS) m/z = 483.2
1A-86	5-(4-Chloro-phenyl)-4-(2,4-dichloro-phenyl)-pyrimidine-2-carboxylic acid (6-methyl-pyridin-3-ylmethyl)-amide	(LCMS) m/z = 485.2
1A-87	5-(4-Chloro-phenyl)-4-(2,4-dichloro-phenyl)-pyrimidine-2-carboxylic acid (tetrahydro-furan-2-ylmethyl)-amide	(LCMS) m/z = 462.2
1A-88	(2-(S),5-(S)-Bis-methoxymethyl-pyrrolidin-1-yl)-[5-(4-chloro-phenyl)-4-(2,4-dichloro-phenyl)-pyrimidin-2-yl]-methanone	(LCMS) m/z = 520.2
1A-89	[5-(4-Chloro-phenyl)-4-(2,4-dichloro-phenyl)-pyrimidin-2-yl]-(4-methyl-[1,4]diazepan-1-yl)-methanone	(LCMS) m/z = 475.2
1A-90	5-(4-Chloro-phenyl)-4-(2,4-dichloro-phenyl)-pyrimidine-2-carboxylic acid 4-cyano-benzylamide	(LCMS) m/z = 495.2
1A-91	[5-(4-Chloro-phenyl)-4-(2,4-dichloro-phenyl)-pyrimidin-2-yl]-(4-phenyl-piperidin-1-yl)-methanone	(LCMS) m/z = 524.3
1A-92	5-(4-Chloro-phenyl)-4-(2,4-dichloro-phenyl)-pyrimidine-2-carboxylic acid cyclopentylamide	(LCMS) m/z = 446.2
1A-93	5-(4-Chloro-phenyl)-4-(2,4-dichloro-phenyl)-pyrimidine-2-carboxylic acid cyclobutylamide	(LCMS) m/z = 432.2
1A-94	5-(4-Chloro-phenyl)-4-(2,4-dichloro-phenyl)-pyrimidine-2-carboxylic acid cyclooctylamide	(LCMS) m/z = 490.3

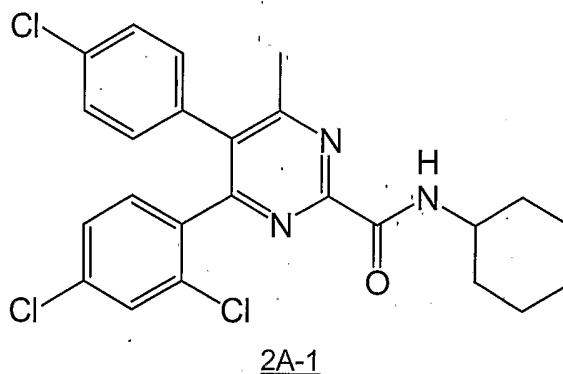
Example No.	Compound Name	MS (M+1)
1A-95	5-(4-Chloro-phenyl)-4-(2,4-dichloro-phenyl)-pyrimidine-2-carboxylic acid isobutyl-amide	(LCMS) m/z = 434.2
1A-96	5-(4-Chloro-phenyl)-4-(2,4-dichloro-phenyl)-pyrimidine-2-carboxylic acid (4-methyl-cyclohexyl)-amide	(LCMS) m/z = 474.2
1A-97	5-(4-Chloro-phenyl)-4-(2,4-dichloro-phenyl)-pyrimidine-2-carboxylic acid (4-tert-butyl-cyclohexyl)-amide	(APCI) m/z = 518.12
1A-98	5-(4-Chloro-phenyl)-4-(2,4-dichloro-phenyl)-pyrimidine-2-carboxylic acid (1-isopropyl-2-methyl-propyl)-amide	(APCI) m/z = 476.2
1A-99	5-(4-Chloro-phenyl)-4-(2,4-dichloro-phenyl)-pyrimidine-2-carboxylic acid (cis-4-tert-butyl-cyclohexyl)-amide	(APCI) m/z = 518.2
1A-100	5-(4-Chloro-phenyl)-4-(2,4-dichloro-phenyl)-pyrimidine-2-carboxylic acid (3,3-dimethyl-butyl)-amide	(LCMS) m/z = 464.2
1A-101	5-(4-Chloro-phenyl)-4-(2,4-dichloro-phenyl)-pyrimidine-2-carboxylic acid (2,2,2-trifluoro-ethyl)-amide	(LCMS) m/z = 462.1
1A-102	5-(4-Chloro-phenyl)-4-(2,4-dichloro-phenyl)-pyrimidine-2-carboxylic acid (1(R)-cyclohexyl-ethyl)-amide	(LCMS) m/z = 490.2
1A-103	5-(4-Chloro-phenyl)-4-(2,4-dichloro-phenyl)-pyrimidine-2-carboxylic acid ((S)-1,2,2-trimethyl-propyl)-amide	(LCMS) m/z = 462.4
1A-104	5-(4-Chloro-phenyl)-4-(2,4-dichloro-phenyl)-pyrimidine-2-carboxylic acid (exo-2-(S),6,6-trimethyl-bicyclo[3.1.1]hept-3-(S)-yl)-amide	(LCMS) m/z = 516.3
1A-105	5-(4-Chloro-phenyl)-4-(2,4-dichloro-phenyl)-pyrimidine-2-carboxylic acid (endo-2-(S),6,6-trimethyl-bicyclo[3.1.1]hept-3-(S)-yl)-amide	(LCMS) m/z = 516.3
1A-106	5-(4-Chloro-phenyl)-4-(2,4-dichloro-phenyl)-pyrimidine-2-carboxylic acid (2,2,3,3,3-pentafluoro-propyl)-amide	(LCMS) m/z = 512.2
1A-107	5-(4-Chloro-phenyl)-4-(2,4-dichloro-phenyl)-pyrimidine-2-carboxylic acid (4,4,4-trifluoro-2-(R,S)-methyl-butyl)-amide	(LCMS) m/z = 504.2
1A-108	5-(4-Chloro-phenyl)-4-(2,4-dichloro-phenyl)-pyrimidine-2-carboxylic acid (endo-6,6-dimethyl-bicyclo[3.1.1]hept-2-(R)-yl)-amide	(LCMS) m/z = 500.3
1A-109	5-(4-Chloro-phenyl)-4-(2,4-dichloro-phenyl)-pyrimidine-2-carboxylic acid (1,1-dimethyl-propyl)-amide	(LCMS) m/z = 450.2
1A-110	5-(4-Chloro-phenyl)-4-(2,4-dichloro-phenyl)-pyrimidine-2-carboxylic acid (3-(R,S)-methyl-cyclohexyl)-amide	(LCMS) m/z = 474.2
1A-111	5-(4-Chloro-phenyl)-4-(2,4-dichloro-phenyl)-pyrimidine-2-carboxylic acid ((R,S)-1,2-dimethyl-propyl)-amide	(LCMS) m/z = 448.2
1A-112	4-(4-Chloro-2-fluoro-phenyl)-5-(4-chloro-phenyl)-pyrimidine-2-carboxylic acid cyclohexylamide	(LCMS) m/z = 444.3
1A-113	4-(4-Chloro-2-fluoro-phenyl)-5-(4-chloro-phenyl)-pyrimidine-2-carboxylic acid benzylamide	(LCMS) m/z = 452.3
1A-114	4-(4-Chloro-2-fluoro-phenyl)-5-(4-chloro-phenyl)-pyrimidine-2-carboxylic acid exo-bicyclo[2.2.1]hept-2-(R,S)-ylamide	(LCMS) m/z = 456.3
1A-115	5-(4-Chloro-phenyl)-4-(2-chloro-phenyl)-pyrimidine-2-carboxylic acid cyclohexylamide	(LCMS) m/z = 426.3

Example No.	Compound Name	MS (M+1)
1A-116	5-(4-Chloro-phenyl)-4-(2-chloro-phenyl)-pyrimidine-2-carboxylic acid benzylamide	(LCMS) m/z = 434.3
1A-117	5-(4-Chloro-phenyl)-4-(2-chloro-phenyl)-pyrimidine-2-carboxylic acid exo-bicyclo[2.2.1]hept-2-(R,S)-ylamide	(LCMS) m/z = 438.3
1A-118	4-(5-Bromo-pyridin-2-yl)-5-(4-chloro-phenyl)-pyrimidine-2-carboxylic acid cyclohexylamide	(LCMS) m/z = 473.2
1A-119	4-(5-Bromo-pyridin-2-yl)-5-(4-chloro-phenyl)-pyrimidine-2-carboxylic acid endo-bicyclo[2.2.1]hept-2-(R,S)-ylamide	(LCMS) m/z = 485.2
1A-120	4-(5-Bromo-pyridin-2-yl)-5-(4-chloro-phenyl)-pyrimidine-2-carboxylic acid (1-methyl-1-phenyl-ethyl)-amide	(LCMS) m/z = 509.2
1A-121	5-(4-Chloro-phenyl)-4-(5-chloro-pyridin-2-yl)-pyrimidine-2-carboxylic acid cyclohexylamide	(LCMS) m/z = 427.3
1A-122	5-(4-Chloro-phenyl)-4-(5-chloro-pyridin-2-yl)-pyrimidine-2-carboxylic acid (1-methyl-1-phenyl-ethyl)-amide	(LCMS) m/z = 463.3
1A-123	4-(2-Chloro-4-fluoro-phenyl)-5-(4-chloro-phenyl)-pyrimidine-2-carboxylic acid cyclohexylamide	(LCMS) m/z = 444.3
1A-124	5-(4-Chloro-phenyl)-4-(2-trifluoromethyl-phenyl)-pyrimidine-2-carboxylic acid cyclohexylamide	(LCMS) m/z = 460.4
1A-125	5-(4-Chloro-phenyl)-4-(2-trifluoromethyl-phenyl)-pyrimidine-2-carboxylic acid (1-methyl-1-phenyl-ethyl)-amide	(LCMS) m/z = 496.4
1A-126	5-(4-Chloro-phenyl)-4-(2-trifluoromethyl-phenyl)-pyrimidine-2-carboxylic acid endo-bicyclo[2.2.1]hept-2-(R,S)-ylamide	(LCMS) m/z = 472.4
1A-127	4-(2-Chloro-4-fluoro-phenyl)-5-(4-chloro-phenyl)-pyrimidine-2-carboxylic acid endo-bicyclo[2.2.1]hept-2-(R,S)-ylamide	(LCMS) m/z = 456.3
1A-128	4-(2-Chloro-4-fluoro-phenyl)-5-(4-chloro-phenyl)-pyrimidine-2-carboxylic acid (1-methyl-1-phenyl-ethyl)-amide	(LCMS) m/z = 480.3
1A-129	4-(2-Chloro-4-fluoro-phenyl)-5-(4-chloro-phenyl)-pyrimidine-2-carboxylic acid endo-bicyclo[2.2.1]hept-2-(R,S)-ylamide	(LCMS) m/z = 456.3
1A-130	5-(4-Chloro-phenyl)-4-(5-chloro-pyridin-2-yl)-pyrimidine-2-carboxylic acid endo-bicyclo[2.2.1]hept-2-(R,S)-ylamide	(LCMS) m/z = 439.4
1A-131	5-(4-Chloro-phenyl)-4-(4-fluoro-2-trifluoromethyl-phenyl)-pyrimidine-2-carboxylic acid endo-bicyclo[2.2.1]hept-2-(R,S)-ylamide	(LCMS) m/z = 490.1
1A-132	5-(4-Chloro-phenyl)-4-(4-fluoro-2-trifluoromethyl-phenyl)-pyrimidine-2-carboxylic acid (1-methyl-1-phenyl-ethyl)-amide	(LCMS) m/z = 514.2
1A-133	5-(4-Chloro-phenyl)-4-(4-fluoro-2-trifluoromethyl-phenyl)-pyrimidine-2-carboxylic acid endo-bicyclo[2.2.1]hept-2-(R,S)-ylamide	(LCMS) m/z = 490.2

Example No.	Compound Name	MS (M+1)
1A-134	5-(4-Chloro-phenyl)-4-(4-fluoro-2-trifluoromethyl-phenyl)-pyrimidine-2-carboxylic acid cyclohexylamide	(LCMS) m/z = 478.2
1A-135	4-(5-Bromo-pyridin-2-yl)-5-(4-chloro-phenyl)-pyrimidine-2-carboxylic acid (1-(R)-phenyl-ethyl)-amide	(LCMS) m/z = 495.3
1A-136	4-(5-Bromo-pyridin-2-yl)-5-(4-chloro-phenyl)-pyrimidine-2-carboxylic acid [2-(4-fluoro-phenyl)-1,1-dimethyl-ethyl]-amide	(LCMS) m/z = 541.3
1A-137	4-(5-Bromo-pyridin-2-yl)-5-(4-chloro-phenyl)-pyrimidine-2-carboxylic acid indan-2-ylamide	(LCMS) m/z = 507.3
1A-138	1-[4-(5-Bromo-pyridin-2-yl)-5-(4-chloro-phenyl)-pyrimidine-2-carbonyl]-4-phenyl-piperidine-4-carbonitrile	(LCMS) m/z = 560.3
1A-139	5-(4-Chloro-phenyl)-4-(2,4-dimethyl-phenyl)-pyrimidine-2-carboxylic acid cyclohexylamide	(LCMS) m/z = 420.4
1A-140	5-(4-Chloro-phenyl)-4-(2,4-dimethyl-phenyl)-pyrimidine-2-carboxylic acid (1-methyl-1-phenyl-ethyl)-amide	(LCMS) m/z = 456.4
1A-141	5-(4-Chloro-phenyl)-4-(2,4-dimethyl-phenyl)-pyrimidine-2-carboxylic acid exo-bicyclo[2.2.1]hept-2-(R,S)-ylamide	(LCMS) m/z = 432.4
1A-142	5-(5-Chloro-pyridin-2-yl)-4-(2,4-dichloro-phenyl)-pyrimidine-2-carboxylic acid cyclohexylamide	(LCMS) m/z = 461.3
1A-143	5-(5-Chloro-pyridin-2-yl)-4-(2,4-dichloro-phenyl)-pyrimidine-2-carboxylic acid (1-methyl-1-phenyl-ethyl)-amide	(LCMS) m/z = 497.3
1A-144	5-(5-Chloro-pyridin-2-yl)-4-(2,4-dichloro-phenyl)-pyrimidine-2-carboxylic acid exo-bicyclo[2.2.1]hept-2-(R,S)-ylamide	(LCMS) m/z = 473.3
1A-145	1-[5-(5-Chloro-pyridin-2-yl)-4-(2,4-dichloro-phenyl)-pyrimidine-2-carbonyl]-4-phenyl-piperidine-4-carbonitrile	(LCMS) m/z = 548.3
1A-146	5-(5-Chloro-pyridin-2-yl)-4-(2,4-dichloro-phenyl)-pyrimidine-2-carboxylic acid indan-2-ylamide	(LCMS) m/z = 495.3
1A-147	5-(5-Chloro-pyridin-2-yl)-4-(2,4-dichloro-phenyl)-pyrimidine-2-carboxylic acid (1-(R)-phenyl-ethyl)-amide	(LCMS) m/z = 485.3
1A-148	5-(5-Chloro-pyridin-2-yl)-4-(2,4-dichloro-phenyl)-pyrimidine-2-carboxylic acid (4-methyl-cyclohexyl)-amide	(LCMS) m/z = 477.1
1A-149	5-(5-Chloro-pyridin-2-yl)-4-(2,4-dichloro-phenyl)-pyrimidine-2-carboxylic acid (3-methyl-cyclohexyl)-amide	(LCMS) m/z = 475.2

**Example 2**

Preparation of 5-(4-Chloro-phenyl)-4-(2,4-dichloro-phenyl)-6-methyl-pyrimidine-2-carboxylic acid cyclohexylamide (2A-1):



To a stirred suspension of 5-(4-chloro-phenyl)-4-(2,4-dichloro-phenyl)-6-methyl-pyrimidine-2-carboxylic acid 1-2e (25 mg), triethylamine (44  $\mu$ l), and cyclohexamine (8.7  $\mu$ l) in dichloromethane (300  $\mu$ l) at ambient temperature was added 1-propanephosphonic acid cyclic anhydride, 50% wt. % solution in ethyl acetate (57  $\mu$ l). The reaction mixture immediately solubilized and was stirred overnight at ambient temperature. Ethyl acetate was added to the reaction mixture and was washed with water, brine, saturated bicarbonate solution, and brine again. The organic layer was dried ( $\text{Na}_2\text{SO}_4$ ), concentrated in vacuo, and chromatographed on a prep TLC plate (1:1 ethyl acetate/hexanes) to give the title compound (2A-1) as a white foam (15 mg); ms (LCMS)  $m/z = 474.2$  ( $M+1$ ).  $^1\text{H}$  NMR (400 MHz,  $\text{CDCl}_3$ )  $\delta$  7.89 (d, 1H), 7.30-6.99 (m, 7H), 4.02 (m, 1H), 2.50 (s, 3H), 2.01-1.17 (m, 10H).

10

15

The compounds listed in Table 2 below were prepared using procedures analogous to those described above for the synthesis of Compound 2A-1 using the appropriate starting materials which are available commercially, prepared using preparations well-known to those skilled in the art, or prepared in a manner analogous to routes described above for other intermediates. The compounds listed below were generally isolated as the free base and then converted to their corresponding hydrochloride salt for testing *in vivo* (if tested *in vivo*).

20

Table 2

Example No.	Compound Name	MS (M+1)
2A-2	4-(2,4-Dichloro-phenyl)-5-(4-fluoro-phenyl)-6-methylpyrimidine-2-carboxylic acid cyclohexylamide	(LCMS) m/z = 458.2
2A-3	4-(2,4-Dichloro-phenyl)-5-(4-fluoro-phenyl)-6-methylpyrimidine-2-carboxylic acid benzylamide	(LCMS) m/z = 466.2
2A-4	5-(4-Chloro-phenyl)-4-(2,4-dichloro-phenyl)-6-methylpyrimidine-2-carboxylic acid benzylamide	(LCMS) m/z = 484.2
2A-5	5-(4-Chloro-phenyl)-4-(2,4-dichloro-phenyl)-6-methylpyrimidine-2-carboxylic acid exo-bicyclo[2.2.1]hept-2-(R,S)-ylamide	(LCMS) m/z = 488.2
2A-6	5-(4-Chloro-phenyl)-4-(2,4-dichloro-phenyl)-6-methylpyrimidine-2-carboxylic acid exo-bicyclo[2.2.1]hept-2-(R,S)-ylamide	(LCMS) m/z = 486.2
2A-7	5-(4-Chloro-phenyl)-4-(2,4-dichloro-phenyl)-6-methylpyrimidine-2-carboxylic acid (1-(R)-phenyl-ethyl)-amide	(LCMS) m/z = 496.2
2A-8	5-(4-Chloro-phenyl)-4-(3-chloro-pyridin-4-yl)-6-methylpyrimidine-2-carboxylic acid cyclohexylamide	(LCMS) m/z = 441.2
2A-9	5-(4-Chloro-phenyl)-4-(3-chloro-pyridin-4-yl)-6-methylpyrimidine-2-carboxylic acid exo-bicyclo[2.2.1]hept-2-(R,S)-ylamide	(LCMS) m/z = 453.2
2A-10	5-(4-Chloro-phenyl)-4-(3-chloro-pyridin-4-yl)-6-methylpyrimidine-2-carboxylic acid benzylamide	(LCMS) m/z = 449.2
2A-11	5-(4-Chloro-phenyl)-4-(3-chloro-pyridin-4-yl)-6-methylpyrimidine-2-carboxylic acid exo-bicyclo[2.2.1]hept-2-(R,S)-ylamide	(LCMS) m/z = 453.2
2A-12	5-(4-Chloro-phenyl)-4-methyl-6-pyridin-4-yl-pyrimidine-2-carboxylic acid benzylamide	(LCMS) m/z = 415.2

5

PHARMACOLOGICAL TESTING

The utility of the compounds of the present invention in the practice of the instant invention can be evidenced by activity in at least one of the protocols described hereinbelow. The following acronyms are used in the protocols described below.

10

BSA - bovine serum albumin

DMSO - dimethylsulfoxide

EDTA - ethylenediamine tetracetic acid

PBS - phosphate-buffered saline

EGTA - ethylene glycol-bis( $\beta$ -aminoethyl ether) N,N,N',N'-tetraacetic acid

15

GDP - guanosine diphosphate

sc - subcutaneous

po - orally

ip - intraperitoneal

icv - intra cerebro ventricular

5 iv - intravenous

[<sup>3</sup>H]SR141716A - radiolabeled N-(piperidin-1-yl)-5-(4-chlorophenyl)-1-(2,4-dichlorophenyl)-4-methyl-1H-pyrazole-3-carboxamide hydrochloride available from Amersham Biosciences, Piscataway, NJ.

10 [<sup>3</sup>H]CP-55940 - radiolabeled 5-(1,1-dimethylheptyl)-2-[5-hydroxy-2-(3-hydroxypropyl)-cyclohexyl]-phenol available from NEN Life Science Products, Boston, MA.

AM251 - N-(piperidin-1-yl)-1-(2,4-dichlorophenyl)-5-(4-iodophenyl)-4-methyl-1H-pyrazole-3-carboxamide available from Tocris™, Ellisville, MO.

15

All of the compounds listed in the Example section above were tested in the CB-1 receptor binding assay below. The compounds provided a range of binding activities from 0.1 – 10000 nM. Selected compounds having an activity <20 nM were then tested in the CB-1 GTPγ [<sup>35</sup>S] Binding Assay and the CB-2 binding assay described below in the Biological Binding Assays section. Selected compounds were then tested *in vivo* using one or more of the functional assays described in the Biological Functional Assays section below.

20

### ***In Vitro Biological Assays***

Bioassay systems for determining the CB-1 and CB-2 binding properties and pharmacological activity of cannabinoid receptor ligands are described by Roger G. Pertwee in "Pharmacology of Cannabinoid Receptor Ligands" Current Medicinal Chemistry, 6, 635-664 (1999) and in WO 92/02640 (U.S. Application No. 07/564,075 filed August 8, 1990, incorporated herein by reference).

25

The following assays were designed to detect compounds that inhibit the binding of [<sup>3</sup>H] SR141716A (selective radiolabeled CB-1 ligand) and [<sup>3</sup>H] 5-(1,1-dimethylheptyl)-2-[5-hydroxy-2-(3-hydroxypropyl)-cyclohexyl]-phenol ([<sup>3</sup>H] CP-55940; radiolabeled CB-1/CB-2 ligand) to their respective receptors.

30

#### Rat CB-1 Receptor Binding Protocol

PelFreeze brains (available from Pel Freeze Biologicals, Rogers, Arkansas) were cut up and placed in tissue preparation buffer (5 mM Tris HCl, pH = 7.4 and 2 mM EDTA), polytroned at high speed and kept on ice for 15 minutes. The  
5 homogenate was then spun at 1,000 X g for 5 minutes at 4°C. The supernatant was recovered and centrifuged at 100,000 X G for 1 hour at 4°C. The pellet was then re-suspended in 25 ml of TME (25 mM Tris, pH = 7.4, 5 mM MgCl<sub>2</sub>, and 1 mM EDTA) per brain used. A protein assay was performed and 200 µl of tissue totaling 20 µg was added to the assay.

10 The test compounds were diluted in drug buffer (0.5% BSA, 10% DMSO and TME) and then 25 µl were added to a deep well polypropylene plate. [<sup>3</sup>H] SR141716A was diluted in a ligand buffer (0.5% BSA plus TME) and 25 µl were added to the plate. A BCA protein assay was used to determine the appropriate tissue concentration and then 200 µl of rat brain tissue at the appropriate  
15 concentration was added to the plate. The plates were covered and placed in an incubator at 20°C for 60 minutes. At the end of the incubation period 250 µl of stop buffer (5% BSA plus TME) was added to the reaction plate. The plates were then harvested by Skatron onto GF/B filtermats presoaked in BSA (5 mg/ml) plus TME. Each filter was washed twice. The filters were dried overnight. In the morning the  
20 filters were counted on a Wallac Betaplate™ counter (available from PerkinElmer Life Sciences™, Boston, MA).

#### Human CB-1 Receptor Binding Protocol

Human embryonic kidney 293 (HEK 293) cells transfected with the CB-1 receptor cDNA (obtained from Dr. Debra Kendall, University of Connecticut) were  
25 harvested in homogenization buffer (10 mM EDTA, 10 mM EGTA, 10 mM Na Bicarbonate, protease inhibitors; pH = 7.4), and homogenized with a Dounce Homogenizer. The homogenate was then spun at 1,000X g for 5 minutes at 4°C. The supernatant was recovered and centrifuged at 25,000X G for 20 minutes at 4°C. The pellet was then re-suspended in 10 ml of homogenization buffer and re-spun at  
30 25,000X G for 20 minutes at 4°C. The final pellet was re-suspended in 1ml of TME (25 mM Tris buffer (pH = 7.4) containing 5 mM MgCl<sub>2</sub> and 1 mM EDTA). A protein assay was performed and 200 µl of tissue totaling 20 µg was added to the assay.

The test compounds were diluted in drug buffer (0.5% BSA, 10% DMSO and TME) and then 25  $\mu$ l were added to a deep well polypropylene plate. [3H] SR141716A was diluted in a ligand buffer (0.5% BSA plus TME) and 25  $\mu$ l were added to the plate. The plates were covered and placed in an incubator at 30°C for 5 60 minutes. At the end of the incubation period 250  $\mu$ l of stop buffer (5% BSA plus TME) was added to the reaction plate. The plates were then harvested by Skatron onto GF/B filtermats presoaked in BSA (5 mg/ml) plus TME. Each filter was washed twice. The filters were dried overnight. In the morning the filters were counted on a Wallac Betaplate™ counter (available from PerkinElmer Life 10 Sciences™, Boston, MA).

#### CB-2 Receptor Binding Protocol

Chinese hamster ovary-K1 (CHO-K1) cells transfected with CB-2 cDNA (obtained from Dr. Debra Kendall, University of Connecticut) were harvested in tissue preparation buffer (5 mM Tris-HCl buffer (pH = 7.4) containing 2 mM EDTA), 15 polytroned at high speed and kept on ice for 15 minutes. The homogenate was then spun at 1,000X g for 5 minutes at 4°C. The supernatant was recovered and centrifuged at 100,000X G for 1 hour at 4°C. The pellet was then re-suspended in 25 ml of TME (25 mM Tris buffer (pH = 7.4) containing 5 mM MgCl<sub>2</sub> and 1 mM EDTA) per brain used. A protein assay was performed and 200  $\mu$ l of tissue totaling 10  $\mu$ g 20 was added to the assay.

The test compounds were diluted in drug buffer (0.5% BSA, 10% DMSO, and 80.5% TME) and then 25  $\mu$ l were added to the deep well polypropylene plate. [3H] CP-55940 was diluted a ligand buffer (0.5% BSA and 99.5% TME) and then 25  $\mu$ l were added to each well at a concentration of 1 nM. A BCA protein assay was used 25 to determine the appropriate tissue concentration and 200  $\mu$ l of the tissue at the appropriate concentration was added to the plate. The plates were covered and placed in an incubator at 30°C for 60 minutes. At the end of the incubation period 250  $\mu$ l of stop buffer (5% BSA plus TME) was added to the reaction plate. The plates were then harvested by Skatron format onto GF/B filtermats presoaked in BSA (5 30 mg/ml) plus TME. Each filter was washed twice. The filters were dried overnight. The filters were then counted on the Wallac Betaplate™ counter.

#### CB-1 GTP $\gamma$ [<sup>35</sup>S] Binding Assay

Membranes were prepared from CHO-K1 cells stably transfected with the human CB-1 receptor cDNA. Membranes were prepared from cells as described by  
5 Bass et al, in "Identification and characterization of novel somatostatin antagonists,"  
Molecular Pharmacology, **50**, 709-715 (1996). GTP $\gamma$  [<sup>35</sup>S] binding assays were  
performed in a 96 well FlashPlate™ format in duplicate using 100 pM GTP $\gamma$  [<sup>35</sup>S] and  
10  $\mu$ g membrane per well in assay buffer composed of 50 mM Tris HCl, pH 7.4, 3  
mM MgCl<sub>2</sub>, pH 7.4; 10 mM MgCl<sub>2</sub>, 20 mM EGTA, 100 mM NaCl, 30  $\mu$ M GDP, 0.1 %  
10 bovine serum albumin and the following protease inhibitors: 100  $\mu$ g/ml bacitracin, 100  
 $\mu$ g/ml benzamidine, 5  $\mu$ g/ml aprotinin, 5  $\mu$ g/ml leupeptin. The assay mix was then  
incubated with increasing concentrations of antagonist ( $10^{-10}$  M to  $10^{-5}$  M) for 10  
minutes and challenged with the cannabinoid agonist CP-55940 (10  $\mu$ M). Assays  
were performed at 30°C for one hour. The FlashPlates™ were then centrifuged at  
15 2000Xg for 10 minutes. Stimulation of GTP $\gamma$  [<sup>35</sup>S] binding was then quantified using a  
Wallac Microbeta. EC<sub>50</sub> calculations done using Prism™ by Graphpad.

Inverse agonism was measured in the absence of agonist.

#### CB-1 FLIPR-based Functional Assay Protocol

CHO-K1 cells co-transfected with the human CB-1 receptor cDNA (obtained  
20 from Dr. Debra Kendall, University of Connecticut) and the promiscuous G-protein  
G16 were used for this assay. Cells were plated 48 hours in advance at 12500 cells  
per well on collagen coated 384 well black clear assay plates. Cells were incubated  
for one hour with 4  $\mu$ M Fluo-4 AM (Molecular Probes) in DMEM (Gibco) containing  
2.5 mM probenecid and pluronic acid (.04%). The plates were then washed 3 times  
25 with HEPES-buffered saline (containing probenecid; 2.5 mM) to remove excess dye.  
After 20 min the plates were added to the FLIPR individually and fluorescence levels  
was continuously monitored over an 80 s period. Compound additions were made  
simultaneously to all 384 wells after 20 s of baseline. Assays were performed in  
triplicate and 6 point concentration-response curves generated. Antagonist  
30 compounds were subsequently challenged with 3  $\mu$ M WIN 55,212-2 (agonist). Data  
were analyzed using Graph Pad Prism.

### Detection of Inverse Agonists

The following cyclic-AMP assay protocol using intact cells was used to determine inverse agonist activity.

5        Cells were plated into a 96-well plate at a plating density of 10,000-14,000 cells per well at a concentration of 100  $\mu$ l per well. The plates were incubated for 24 hours in a 37°C incubator. The media was removed and media lacking serum (100  $\mu$ l) was added. The plates were then incubated for 18 hours at 37°C.

10        Serum free medium containing 1 mM IBMX was added to each well followed by 10  $\mu$ l of test compound (1:10 stock solution (25 mM compound in DMSO) into 50% DMSO/PBS) diluted 10X in PBS with 0.1% BSA. After incubating for 20 minutes at 37°C, 2  $\mu$ M of Forskolin was added and then incubated for an additional 20 minutes at 37°C. The media was removed, 100  $\mu$ l of 0.01N HCl was added and then incubated for 20 minutes at room temperature. Cell lysate (75  $\mu$ l) along with 25  $\mu$ l of  
15        assay buffer (supplied in FlashPlate™ cAMP assay kit available from NEN Life Science Products Boston, MA) into a Flashplate. cAMP standards and cAMP tracer were added following the kit's protocol. The flashplate was then incubated for 18 hours at 4°C. The content of the wells were aspirated and counted in a Scintillation counter.

### 20        ***In Vivo Biological Assays***

      Cannabinoid agonists such as  $\Delta^9$ -tetrahydrocannabinol ( $\Delta^9$ -THC) and CP-55940 have been shown to affect four characteristic behaviors in mice, collectively known as the Tetrad. For a description of these behaviors see: Smith, P.B., et al. in "The pharmacological activity of anandamide, a putative endogenous  
25        cannabinoid, in mice." J. Pharmacol. Exp. Ther., **270**(1), 219-227 (1994) and Wiley, J., et al. in "Discriminative stimulus effects of anandamide in rats," Eur. J. Pharmacol., **276**(1-2), 49-54 (1995). Reversal of these activities in the Locomotor Activity, Catalepsy, Hypothermia, and Hot Plate assays described below provides a screen for *in vivo* activity of CB-1 antagonists.

30        All data is presented as % reversal from agonist alone using the following formula: (CP/agonist - vehicle/agonist)/(vehicle/vehicle - vehicle/agonist). Negative numbers indicate a potentiation of the agonist activity or non-antagonist activity. Positive numbers indicate a reversal of activity for that particular test.

#### Locomotor Activity

Male ICR mice (n=6) (17-19 g, Charles River Laboratories, Inc., Wilmington, MA) were pre-treated with test compound (sc, po, ip, or icv). Fifteen minutes later, the mice were challenged with CP-55940 (sc). Twenty-five minutes after the agonist injection, the mice were placed in clear acrylic cages (431.8 cm x 20.9 cm x 20.3 cm) containing clean wood shavings. The subjects were allowed to explore surroundings for a total of about 5 minutes and the activity was recorded by infrared motion detectors (available from Coulbourn Instruments™, Allentown, PA) that were placed on top of the cages. The data was computer collected and expressed as "movement units."

#### Catalepsy

Male ICR mice (n=6)(17-19 g upon arrival) were pre-treated with test compound (sc, po, ip or icv). Fifteen minutes later, the mice were challenged with CP-55940 (sc). Ninety minutes post injection, the mice were placed on a 6.5 cm steel ring attached to a ring stand at a height of about 12 inches. The ring was mounted in a horizontal orientation and the mouse was suspended in the gap of the ring with fore- and hind-paws gripping the perimeter. The duration that the mouse remained completely motionless (except for respiratory movements) was recorded over a 3-minute period.

The data were presented as a percent immobility rating. The rating was calculated by dividing the number of seconds the mouse remains motionless by the total time of the observation period and multiplying the result by 100. A percent reversal from the agonist was then calculated.

#### Hypothermia

Male ICR mice (n=5) (17-19 g upon arrival) were pretreated with test compounds (sc, po, ip or icv). Fifteen minutes later, mice were challenged with the cannabinoid agonist CP-55940 (sc). Sixty-five minutes post agonist injection, rectal body temperatures were taken. This was done by inserting a small thermostat probe approximately 2- 2.5 cm into the rectum. Temperatures were recorded to the nearest tenth of a degree

#### Hot Plate

Male ICR mice (n=7) (17-19 g upon arrival) are pre-treated with test compounds (sc, po, ip or iv). Fifteen minutes later, mice were challenged with a cannabinoid agonist CP-55940 (sc). Forty-five minutes later, each mouse was

tested for reversal of analgesia using a standard hot plate meter (Columbus Instruments). The hot plate was 10" x 10" x 0.75" with a surrounding clear acrylic wall. Latency to kick, lick or flick hindpaw or jump from the platform was recorded to the nearest tenth of a second. The timer was experimenter activated and each  
5 test had a 40 second cut off. Data were presented as a percent reversal of the agonist induced analgesia.

#### Food Intake

The following screen was used to evaluate the efficacy of test compounds for inhibiting food intake in Sprague-Dawley rats after an overnight fast.

10 Male Sprague-Dawley rats were obtained from Charles River Laboratories, Inc. (Wilmington, MA). The rats were individually housed and fed powdered chow. They were maintained on a 12 hour light/dark cycle and received food and water *ad libitum*. The animals were acclimated to the vivarium for a period of one week before testing was conducted. Testing was completed during the light portion of the  
15 cycle.

To conduct the food intake efficacy screen, rats were transferred to individual test cages without food the afternoon prior to testing, and the rats were fasted overnight. After the overnight fast, rats were dosed the following morning with vehicle or test compounds. A known antagonist was dosed (3 mg/kg) as a  
20 positive control, and a control group received vehicle alone (no compound). The test compounds were dosed at ranges between 0.1 and 100 mg/kg depending upon the compound. The standard vehicle was 0.5% (w/v) methylcellulose in water and the standard route of administration was oral. However, different vehicles and routes of administration were used to accommodate various compounds when  
25 required. Food was provided to the rats 30 minutes after dosing and the Oxymax automated food intake system (Columbus Instruments, Columbus, Ohio) was started. Individual rat food intake was recorded continuously at 10-minute intervals for a period of two hours. When required, food intake was recorded manually using an electronic scale; food was weighed every 30 minutes after food was provided up  
30 to four hours after food was provided. Compound efficacy was determined by comparing the food intake pattern of compound-treated rats to vehicle and the standard positive control.

### Alcohol Intake

The following protocol evaluates the effects of alcohol intake in alcohol preferring (P) female rats (bred at Indiana University) with an extensive drinking history. The following references provide detailed descriptions of P rats: Li, T.-K., et al., "Indiana selection studies on alcohol related behaviors" in Development of Animal Models as Pharmacogenetic Tools (eds McClearn C. E., Deitrich R. A. and Erwin V. G.), Research Monograph 6, 171-192 (1981) NIAAA, ADAMHA, Rockville, MD; Lumeng, L, et al., "New strains of rats with alcohol preference and nonpreference" Alcohol And Aldehyde Metabolizing Systems, 3, Academic Press, New York, 537-544 (1977); and Lumeng, L, et al., "Different sensitivities to ethanol in alcohol-preferring and -nonpreferring rats," Pharmacol. Biochem Behav., 16, 125-130 (1982).

Female rats were given 2 hours of access to alcohol (10% v/v and water, 2-bottle choice) daily at the onset of the dark cycle. The rats were maintained on a reverse cycle to facilitate experimenter interactions. The animals were initially assigned to four groups equated for alcohol intakes: Group 1 - vehicle (n =8); Group 2 -positive control (e.g. 5.6 mg/kg AM251; n = 8); Group 3 - low dose test compound (n = 8); and Group 4 - high dose of test compound (n = 8). Test compounds were generally mixed into a vehicle of 30% (w/v)  $\beta$ -cyclodextrin in distilled water at a volume of 1-2 ml/kg. Vehicle injections were given to all groups for the first two days of the experiment. This was followed by 2 days of drug injections (to the appropriate groups) and a final day of vehicle injections. On the drug injection days, drugs were given sc 30 minutes prior to a 2-hour alcohol access period. Alcohol intake for all animals was measured during the test period and a comparison was made between drug and vehicle-treated animals to determine effects of the compounds on alcohol drinking behavior.

Additional drinking studies were done utilizing female C57Bl/6 mice (Charles River). Several studies have shown that this strain of mice will readily consume alcohol with little to no manipulation required (Middaugh et al., "Ethanol Consumption by C57BL/6 Mice: Influence of Gender and Procedural Variables" Alcohol, 17 (3), 175-183, 1999; Le et al., "Alcohol Consumption by C57BL/6, BALA/c, and DBA/2 Mice in a Limited Access Paradigm" Pharmacology Biochemisrty and Behavior, 47, 375-378, 1994).

For our purposes, upon arrival (17-19 g) mice were individually housed and given unlimited access to powdered rat chow, water and a 10 % (w/v) alcohol solution. After 2-3 weeks of unlimited access, water was restricted for 20 hours and alcohol was restricted to only 2 hours access daily. This was done in a manner that  
5 the access period was the last 2 hours of the dark part of the light cycle.

Once drinking behavior stabilized, testing commenced. Mice were considered stable when the average alcohol consumption for 3 days was  $\pm 20\%$  of the average for all 3 days. Day 1 of test consisted of all mice receiving vehicle injection (sc or ip). Thirty to 120 minutes post injection access was given to alcohol  
10 and water. Alcohol consumption for that day was calculated (g/kg) and groups were assigned (n=7-10) so that all groups had equivocal alcohol intake. On day 2 and 3, mice were injected with vehicle or test compound and the same protocol as the previous day was followed. Day 4 was wash out and no injections were given. Data was analyzed using repeated measures ANOVA. Change in water or alcohol  
15 consumption was compared back to vehicle for each day of the test. Positive results would be interpreted as a compound that was able to significantly reduce alcohol consumption while having no effect on water

#### Oxygen Consumption

##### Methods:

20 Whole body oxygen consumption is measured using an indirect calorimeter (Oxymax from Columbus Instruments, Columbus, OH) in male Sprague Dawley rats (if another rat strain or female rats are used, it will be specified). Rats (300-380g body weight) are placed in the calorimeter chambers and the chambers are placed in activity monitors. These studies are done during the light cycle. Prior to the  
25 measurement of oxygen consumption, the rats are fed standard chow ad libitum. During the measurement of oxygen consumption, food is not available. Basal pre-dose oxygen consumption and ambulatory activity are measured every 10 minutes for 2.5 to 3 hours. At the end of the basal pre-dosing period, the chambers are opened and the animals are administered a single dose of compound (the usual  
30 dose range is 0.001 to 10 mg/kg) by oral gavage (or other route of administration as specified, i.e. s.c., i.p., i.v.). Drugs are prepared in methylcellulose, water or other specified vehicle (examples include PEG400, 30% beta-cyclodextran and propylene

glycol). Oxygen consumption and ambulatory activity are measured every 10 minutes for an additional 1-6 hours post-dosing.

The Oxymax calorimeter software calculates the oxygen consumption (ml/kg/h) based on the flow rate of air through the chambers and difference in oxygen content at inlet and output ports. The activity monitors have 15 infrared light beams spaced one inch apart on each axis, ambulatory activity is recorded when two consecutive beams are broken and the results are recorded as counts.

Resting oxygen consumption, during pre- and post-dosing, is calculated by averaging the 10-min O<sub>2</sub> consumption values, excluding periods of high ambulatory activity (ambulatory activity count > 100) and excluding the first 5 values of the pre-dose period and the first value from the post-dose period. Change in oxygen consumption is reported as percent and is calculated by dividing the post-dosing resting oxygen consumption by the pre-dose oxygen consumption \*100.

Experiments will typically be done with n = 4-6 rats and results reported are mean +/- SEM.

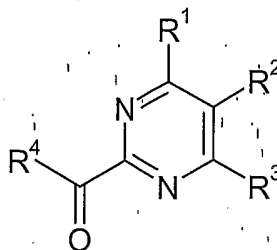
Interpretation:

An increase in oxygen consumption of >10% is considered a positive result. Historically, vehicle-treated rats have no change in oxygen consumption from pre-dose basal.

## CLAIMS

What is claimed is:

1. A compound of Formula (I)



(I)

5

wherein

R<sup>1</sup> and R<sup>2</sup> are each independently aryl or heteroaryl, where said aryl and said heteroaryl moieties are optionally substituted with one or more substituents, provided that R<sup>1</sup> and R<sup>2</sup> are not both a mono-substituted (C<sub>1</sub>-C<sub>4</sub>)alkoxyphenyl;

10 R<sup>3</sup> is hydrogen, (C<sub>1</sub>-C<sub>4</sub>)alkyl, or halo-substituted (C<sub>1</sub>-C<sub>4</sub>)alkyl;

R<sup>4</sup> is -(NH)<sub>n</sub>-N(R<sup>4a</sup>)(R<sup>4a'</sup>), where n is 0 or 1, R<sup>4a</sup> is hydrogen or an optionally substituted (C<sub>1</sub>-C<sub>8</sub>)alkyl and R<sup>4a'</sup> is a chemical moiety selected from the group consisting of (C<sub>1</sub>-C<sub>8</sub>)alkyl, aryl, heteroaryl, aryl(C<sub>1</sub>-C<sub>4</sub>)alkyl, a partially or fully saturated (C<sub>3</sub>-C<sub>10</sub>)cycloalkyl, heteroaryl(C<sub>1</sub>-C<sub>3</sub>)alkyl, 5-6 membered lactone, 5- to 6-membered lactam, and a 3- to 6-membered partially or fully saturated heterocycle, where said chemical moiety is optionally substituted with one or more substituents, or R<sup>4a</sup> and R<sup>4a'</sup> taken together with the nitrogen to which they are attached form an optionally substituted 5- to 8-membered heterocycle;

15  
20 a pharmaceutically acceptable salt thereof, a prodrug of said compound or said salt, or a solvate or hydrate of said compound, said salt or said prodrug.

2. The compound of Claim 1 wherein R<sup>4</sup> is -(NH)<sub>n</sub>-N(R<sup>4a</sup>)(R<sup>4a'</sup>), where n is 0, R<sup>4a</sup> is hydrogen and R<sup>4a'</sup> is a chemical moiety selected from the group consisting of (C<sub>1</sub>-C<sub>8</sub>)alkyl, aryl, heteroaryl, aryl(C<sub>1</sub>-C<sub>4</sub>)alkyl, a partially or fully saturated (C<sub>3</sub>-C<sub>10</sub>)cycloalkyl, heteroaryl(C<sub>1</sub>-C<sub>3</sub>)alkyl, 5-6 membered lactone, 5- to 6-membered lactam, and a 3- to 6-membered partially or fully saturated heterocycle, where said chemical moiety is optionally substituted with one or more substituents;

25 a pharmaceutically acceptable salt thereof or a solvate or hydrate of said compound or said salt.

3. The compound of Claim 1 wherein  $R^4$  is  $-(NH)_n-N(R^{4a})(R^{4a'})$ , where n is 1,  $R^{4a}$  is hydrogen and  $R^{4a'}$  is a chemical moiety selected from the group consisting of (C<sub>1</sub>-C<sub>8</sub>)alkyl, aryl, heteroaryl, aryl(C<sub>1</sub>-C<sub>4</sub>)alkyl, a partially or fully saturated (C<sub>3</sub>-C<sub>10</sub>)cycloalkyl, heteroaryl(C<sub>1</sub>-C<sub>3</sub>)alkyl, 5-6 membered lactone, 5- to 6-membered lactam, and a 3- to 6-membered partially or fully saturated heterocycle, where said chemical moiety is optionally substituted with one or more substituents;

a pharmaceutically acceptable salt thereof or a solvate or hydrate of said compound or said salt.

10

4. The compound of Claim 2 or 3 wherein  $R^{4a'}$  is a chemical moiety selected from (C<sub>1</sub>-C<sub>8</sub>)alkyl, phenyl(C<sub>1</sub>-C<sub>4</sub>)alkyl, or a partially or fully saturated (C<sub>3</sub>-C<sub>10</sub>)cycloalkyl, where the chemical moiety is optionally substituted with one or more substituents;

15

a pharmaceutically acceptable salt thereof or a solvate or hydrate of said compound or said salt.

5. The compound of Claim 1 wherein  $R^4$  is  $-(NH)_n-N(R^{4a})(R^{4a'})$ , where n is 0,  $R^{4a}$  is an optionally substituted (C<sub>1</sub>-C<sub>8</sub>)alkyl, and  $R^{4a'}$  is a chemical moiety selected from the group consisting of (C<sub>1</sub>-C<sub>8</sub>)alkyl, aryl, heteroaryl, aryl(C<sub>1</sub>-C<sub>4</sub>)alkyl, a partially or fully saturated (C<sub>3</sub>-C<sub>10</sub>)cycloalkyl, heteroaryl(C<sub>1</sub>-C<sub>3</sub>)alkyl, 5-6 membered lactone, 5- to 6-membered lactam, and a 3- to 6-membered partially or fully saturated heterocycle, where the chemical moiety is optionally substituted with one or more substituents;

25

a pharmaceutically acceptable salt thereof or a solvate or hydrate of the compound or the salt.

6. The compound of Claim 5 wherein  $R^{4a}$  is (C<sub>1</sub>-C<sub>6</sub>)alkyl, and  $R^{4a'}$  is a chemical moiety selected from (C<sub>1</sub>-C<sub>8</sub>)alkyl, aryl, heteroaryl, aryl(C<sub>1</sub>-C<sub>4</sub>)alkyl, a partially or fully saturated (C<sub>3</sub>-C<sub>10</sub>)cycloalkyl, heteroaryl(C<sub>1</sub>-C<sub>3</sub>)alkyl, or a 3- to 6-membered partially or fully saturated heterocycle, where the chemical moiety is optionally substituted with one or more substituents;

30

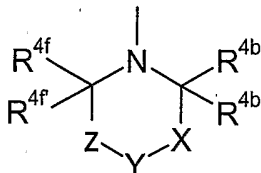
a pharmaceutically acceptable salt thereof or a solvate or hydrate of said compound or said salt.

7. The compound of Claim 1 wherein  $R^4$  is  $-(NH)_n-N(R^{4a})(R^{4a'})$ , where n is 1,  $R^{4a}$  is an optionally substituted (C<sub>1</sub>-C<sub>8</sub>)alkyl, and  $R^{4a'}$  is a chemical moiety selected from the group consisting of (C<sub>1</sub>-C<sub>8</sub>)alkyl, aryl, heteroaryl, aryl(C<sub>1</sub>-C<sub>4</sub>)alkyl, a partially or fully saturated (C<sub>3</sub>-C<sub>10</sub>)cycloalkyl, heteroaryl(C<sub>1</sub>-C<sub>3</sub>)alkyl, 5-6 membered lactone, 5- to 6-membered lactam, and a 3- to 6-membered partially or fully saturated heterocycle, where the chemical moiety is optionally substituted with one or more substituents;

10 a pharmaceutically acceptable salt thereof or a solvate or hydrate of the compound or the salt.

8. The compound of Claim 7 wherein  $R^{4a}$  is (C<sub>1</sub>-C<sub>6</sub>)alkyl, and  $R^{4a'}$  is a chemical moiety selected from (C<sub>1</sub>-C<sub>8</sub>)alkyl, aryl, heteroaryl, aryl(C<sub>1</sub>-C<sub>4</sub>)alkyl, a partially or fully saturated (C<sub>3</sub>-C<sub>10</sub>)cycloalkyl, heteroaryl(C<sub>1</sub>-C<sub>3</sub>)alkyl, or a 3- to 6-membered partially or fully saturated heterocycle, where the chemical moiety is optionally substituted with one or more substituents;

9. The compound of Claim 1 wherein  $R^4$  is  $-(NH)_n-N(R^{4a})(R^{4a'})$ , where n is 0 or 1, and  $R^{4a}$  and  $R^{4a'}$  are taken together to form a heterocycle having Formula (IA)



20 **IA**

where  $R^{4b}$  and  $R^{4b'}$  are each independently hydrogen, cyano, hydroxy, amino,  $H_2NC(O)-$ , or a chemical moiety selected from the group consisting of (C<sub>1</sub>-C<sub>6</sub>)alkyl, (C<sub>1</sub>-C<sub>6</sub>)alkoxy, acyloxy, acyl, (C<sub>1</sub>-C<sub>3</sub>)alkyl-O-C(O)-, (C<sub>1</sub>-C<sub>4</sub>)alkyl-NH-C(O)-, (C<sub>1</sub>-C<sub>4</sub>)alkyl)<sub>2</sub>N-C(O)-, (C<sub>1</sub>-C<sub>6</sub>)alkylamino-, ((C<sub>1</sub>-C<sub>4</sub>)alkyl)<sub>2</sub>amino-, (C<sub>3</sub>-C<sub>6</sub>)cycloalkylamino-, acylamino-, aryl(C<sub>1</sub>-C<sub>4</sub>)alkylamino-, heteroaryl(C<sub>1</sub>-C<sub>4</sub>)alkylamino-, aryl, heteroaryl, a 3-6 membered partially or fully saturated heterocycle, and a 3-6 membered partially or fully saturated carbocyclic ring, where said moiety is optionally substituted with one or more substituents,

30 or either  $R^{4b}$  or  $R^{4b'}$  taken together with  $R^{4e}$ ,  $R^{4e'}$ ,  $R^{4f}$ , or  $R^{4f'}$  forms a bond, a methylene bridge, or an ethylene bridge;

X is a bond,  $-\text{CH}_2\text{CH}_2-$  or  $-\text{C}(\text{R}^{4c})(\text{R}^{4c'})-$ , where  $\text{R}^{4c}$  and  $\text{R}^{4c'}$  are each independently hydrogen, cyano, hydroxy, amino,  $\text{H}_2\text{NC}(\text{O})-$ , or a chemical moiety selected from the group consisting of  $(\text{C}_1-\text{C}_6)$ alkyl,  $(\text{C}_1-\text{C}_6)$ alkoxy, acyloxy, acyl,  $(\text{C}_1-\text{C}_3)$ alkyl-O-C(O)-,  $(\text{C}_1-\text{C}_4)$ alkyl-NH-C(O)-,  $((\text{C}_1-\text{C}_4)\text{alkyl})_2\text{N}-\text{C}(\text{O})-$ ,  $(\text{C}_1-\text{C}_6)$ alkylamino-,  
 5 di $(\text{C}_1-\text{C}_4)$ alkylamino-,  $(\text{C}_3-\text{C}_6)$ cycloalkylamino-, acylamino-, aryl $(\text{C}_1-\text{C}_4)$ alkylamino-, heteroaryl $(\text{C}_1-\text{C}_4)$ alkylamino-, aryl, heteroaryl, a 3-6 membered partially or fully saturated heterocycle, and a 3-6 membered partially or fully saturated carbocyclic ring, where said moiety is optionally substituted with one or more substituents,

or either  $\text{R}^{4c}$  or  $\text{R}^{4c'}$  taken together with  $\text{R}^{4e}$ ,  $\text{R}^{4e'}$ ,  $\text{R}^{4f}$ , or  $\text{R}^{4f'}$  forms a bond, a  
 10 methylene bridge or an ethylene bridge,

or either  $\text{R}^{4c}$  or  $\text{R}^{4c'}$  taken together with either  $\text{R}^{4d'}$  or  $\text{R}^{4d''}$  forms a fused aromatic ring;

Y is oxygen, sulfur,  $-\text{C}(\text{O})-$ , or  $-\text{C}(\text{R}^{4d})(\text{R}^{4d'})-$ , where  $\text{R}^{4d}$  and  $\text{R}^{4d'}$  are each independently hydrogen, cyano, hydroxy, amino,  $\text{H}_2\text{NC}(\text{O})-$ , or a chemical moiety selected from the group consisting of  $(\text{C}_1-\text{C}_6)$ alkyl,  $(\text{C}_1-\text{C}_6)$ alkoxy, acyloxy, acyl,  $(\text{C}_1-\text{C}_3)$ alkyl-O-C(O)-,  $(\text{C}_1-\text{C}_4)$ alkyl-NH-C(O)-,  $((\text{C}_1-\text{C}_4)\text{alkyl})_2\text{N}-\text{C}(\text{O})-$ ,  $(\text{C}_1-\text{C}_6)$ alkylamino-,  
 15 di $(\text{C}_1-\text{C}_4)$ alkylamino-,  $(\text{C}_3-\text{C}_6)$ cycloalkylamino-, acylamino-, aryl $(\text{C}_1-\text{C}_4)$ alkylamino-, heteroaryl $(\text{C}_1-\text{C}_4)$ alkylamino-,  $(\text{C}_1-\text{C}_6)$ alkyl-SO<sub>2</sub>-, aryl, heteroaryl, a 3-6 membered partially or fully saturated heterocycle, and a 3-6 membered partially or fully saturated  
 20 carbocyclic ring, where said moiety is optionally substituted with one or more substituents,

or  $\text{R}^{4d}$  and  $\text{R}^{4d'}$  taken together form a 3-6 membered partially or fully saturated heterocyclic ring, a 5-6 membered lactone ring, or a 4-6 membered lactam ring, where said heterocyclic ring, said lactone ring and said lactam ring are optionally  
 25 substituted with one or more substituents and said lactone ring and said lactam ring optionally contain an additional heteroatom selected from oxygen, nitrogen or sulfur,

or either  $\text{R}^{4d}$  or  $\text{R}^{4d'}$  taken together with  $\text{R}^{4c}$ ,  $\text{R}^{4c'}$ ,  $\text{R}^{4e}$ , or  $\text{R}^{4e'}$  forms a fused aromatic ring;

Y is  $-\text{NR}^{4d''}$ -, where  $\text{R}^{4d''}$  is a hydrogen or a chemical moiety selected from the  
 30 group consisting of  $(\text{C}_1-\text{C}_6)$ alkyl,  $(\text{C}_3-\text{C}_6)$ cycloalkyl,  $(\text{C}_1-\text{C}_3)$ alkylsulfonyl-,  $(\text{C}_1-\text{C}_3)$ alkylaminosulfonyl-, di $(\text{C}_1-\text{C}_3)$ alkylaminosulfonyl-, acyl,  $(\text{C}_1-\text{C}_6)$ alkyl-O-C(O)-, aryl, and heteroaryl, where said moiety is optionally substituted with one or more substituents;

Z is a bond,  $-\text{CH}_2\text{CH}_2-$ , or  $-\text{C}(\text{R}^{4e})(\text{R}^{4e'})-$ , where  $\text{R}^{4e}$  and  $\text{R}^{4e'}$  are each independently hydrogen, cyano, hydroxy, amino,  $\text{H}_2\text{NC}(\text{O})-$ , or a chemical moiety selected from the group consisting of  $(\text{C}_1-\text{C}_6)$ alkyl,  $(\text{C}_1-\text{C}_6)$ alkoxy, acyloxy, acyl,  $(\text{C}_1-\text{C}_3)$ alkyl-O-C(O)-,  $(\text{C}_1-\text{C}_4)$ alkyl-NH-C(O)-,  $((\text{C}_1-\text{C}_4)\text{alkyl})_2\text{N}-\text{C}(\text{O})-$ ,  $(\text{C}_1-\text{C}_6)$ alkylamino-,  
 5 di $(\text{C}_1-\text{C}_4)$ alkylamino-,  $(\text{C}_3-\text{C}_6)$ cycloalkylamino-, acylamino-, aryl $(\text{C}_1-\text{C}_4)$ alkylamino-, heteroaryl $(\text{C}_1-\text{C}_4)$ alkylamino-, aryl, heteroaryl, a 3-6 membered partially or fully saturated heterocycle, and a 3-6 membered partially or fully saturated carbocyclic ring, where said moiety is optionally substituted with one or more substituents,

or either  $\text{R}^{4e}$  or  $\text{R}^{4e'}$  taken together with  $\text{R}^{4b}$ ,  $\text{R}^{4b'}$ ,  $\text{R}^{4c}$ , or  $\text{R}^{4c'}$  forms a bond, a  
 10 methylene bridge or an ethylene bridge

or either  $\text{R}^{4e}$  or  $\text{R}^{4e'}$  is taken together with either  $\text{R}^{4d}$  or  $\text{R}^{4d'}$  forms a fused aromatic ring; and

$\text{R}^{4f}$  and  $\text{R}^{4f'}$  are each independently hydrogen, cyano, hydroxy, amino,  $\text{H}_2\text{NC}(\text{O})-$ , or a chemical moiety selected from the group consisting of  $(\text{C}_1-\text{C}_6)$ alkyl,  
 15  $(\text{C}_1-\text{C}_6)$ alkoxy, acyloxy, acyl,  $(\text{C}_1-\text{C}_3)$ alkyl-O-C(O)-,  $(\text{C}_1-\text{C}_4)$ alkyl-NH-C(O)-,  $((\text{C}_1-\text{C}_4)\text{alkyl})_2\text{N}-\text{C}(\text{O})-$ ,  $(\text{C}_1-\text{C}_6)$ alkylamino-, di $(\text{C}_1-\text{C}_4)$ alkylamino-,  $(\text{C}_3-\text{C}_6)$ cycloalkylamino-, acylamino-, aryl $(\text{C}_1-\text{C}_4)$ alkylamino-, heteroaryl $(\text{C}_1-\text{C}_4)$ alkylamino-, aryl, heteroaryl, a 3-6 membered partially or fully saturated heterocycle, and a 3-6 membered partially or fully saturated carbocyclic ring, where said moiety is optionally substituted with one or  
 20 more substituents,

or either  $\text{R}^{4f}$  or  $\text{R}^{4f'}$  taken together with  $\text{R}^{4b}$ ,  $\text{R}^{4b'}$ ,  $\text{R}^{4c}$ , or  $\text{R}^{4c'}$  forms a bond, a methylene bridge or an ethylene bridge;

a pharmaceutically acceptable salt thereof or a solvate or hydrate of said compound or said salt.

25

10. The compound of Claim 1, 2, 3, 4, 5, 6, 7, 8 or 9 wherein

$\text{R}^1$  is phenyl substituted with one or more substituents, 2-pyridyl optionally substituted with one or more substituents, or 4-pyridyl optionally substituted with one or more substituents; and

30

$\text{R}^2$  is a phenyl substituted with one or more substituents or a 2-pyridyl substituted with one or more substituents;

a pharmaceutically acceptable salt thereof or a solvate or hydrate of said compound or said salt.

11. A pharmaceutical composition comprising (1) a compound of any one of the preceding Claims, a prodrug of said compound, a pharmaceutically acceptable salt of said compound or said prodrug, or a solvate or hydrate of said compound, said prodrug, or said salt; and (2) a pharmaceutically acceptable excipient, diluent, or carrier; and (3) an optional additional pharmaceutical agent.

12. The composition of Claim 11 wherein said additional pharmaceutical agent is a nicotine receptor partial agonist, an opioid antagonist, a dopaminergic agent, an ADHD agent, or an anti-obesity agent.

13. A method for treating a disease, condition or disorder which is modulated by a cannabinoid receptor antagonist, in animals comprising the step of administering to an animal in need of such treatment a therapeutically effective amount of a compound of Claim 1, 2, 3, 4, 5, 6, 7, 8, 9 or 10.

14. The use of a compound of Claim 1, 2, 3, 4, 5, 6, 7, 8, 9 or 10 in the manufacture of a medicament for treating a disease, condition or disorder which is modulated by a cannabinoid receptor antagonist.

20

## INTERNATIONAL SEARCH REPORT

International Application No  
T/IB2004/001971

## A. CLASSIFICATION OF SUBJECT MATTER

IPC 7 A61K31/506 C07D239/28 C07D401/06 C07D401/12 C07D403/06  
 C07D403/12 C07D407/12 C07D407/14 C07D417/12 C07D487/08  
 A61P3/04

According to International Patent Classification (IPC) or to both national classification and IPC

## B. FIELDS SEARCHED

Minimum documentation searched (classification system followed by classification symbols)

IPC 7 C07D

Documentation searched other than minimum documentation to the extent that such documents are included in the fields searched

Electronic data base consulted during the international search (name of data base and, where practical, search terms used)

EPO-Internal, WPI Data, PAJ, BEILSTEIN Data, CHEM ABS Data

## C. DOCUMENTS CONSIDERED TO BE RELEVANT

Category °	Citation of document, with indication, where appropriate, of the relevant passages	Relevant to claim No.
P,X	WO 2004/018433 A (EATHERTON ANDREW JOHN ; GIBLIN GERARD MARTIN PAUL (GB); NAYLOR ALAN (G) 4 March 2004 (2004-03-04) claims 1,10 -----	1-14
P,X	WO 2004/029204 A (HAGMANN WILLIAM K ; LI BING (US); KOPKA IHOR E (US); MERCK & CO INC (U) 8 April 2004 (2004-04-08) claims 1,11 -----	1-14
X	HETZHEIM A. ET AL.: "Ringtransformation von O,N-Heterocyclen" PHARMAZIE, vol. 40, no. 1, 1985, pages 17-20, XP002295697 see table 2, compounds 5f and 5g ----- -/--	1-3,11

 Further documents are listed in the continuation of box C. Patent family members are listed in annex.

## ° Special categories of cited documents :

\*A\* document defining the general state of the art which is not considered to be of particular relevance

\*E\* earlier document but published on or after the international filing date

\*L\* document which may throw doubts on priority claim(s) or which is cited to establish the publication date of another citation or other special reason (as specified)

\*O\* document referring to an oral disclosure, use, exhibition or other means

\*P\* document published prior to the international filing date but later than the priority date claimed

\*T\* later document published after the international filing date or priority date and not in conflict with the application but cited to understand the principle or theory underlying the invention

\*X\* document of particular relevance; the claimed invention cannot be considered novel or cannot be considered to involve an inventive step when the document is taken alone

\*Y\* document of particular relevance; the claimed invention cannot be considered to involve an inventive step when the document is combined with one or more other such documents, such combination being obvious to a person skilled in the art.

\*Z\* document member of the same patent family

Date of the actual completion of the international search

10 September 2004

Date of mailing of the international search report

15/10/2004

Name and mailing address of the ISA

European Patent Office, P.B. 5818 Patentlaan 2  
 NL - 2280 HV Rijswijk  
 Tel. (+31-70) 340-2040, Tx. 31 651 epo nl,  
 Fax: (+31-70) 340-3016

Authorized officer

Bérillon, L

## INTERNATIONAL SEARCH REPORT

International Application No  
PCT/IB2004/001971

C.(Continuation) DOCUMENTS CONSIDERED TO BE RELEVANT		
Category °	Citation of document, with indication, where appropriate, of the relevant passages	Relevant to claim No.
A	WO 03/027076 A (HERREMANS ARNOLDUS H J ; KRUSE CORNELIS G (NL); LANGE JOSEPHUS H M (NL) 3 April 2003 (2003-04-03) claims 1,9 -----	1-14

# INTERNATIONAL SEARCH REPORT

International application No.  
PCT/IB2004/001971

## Box II Observations where certain claims were found unsearchable (Continuation of item 2 of first sheet)

This International Search Report has not been established in respect of certain claims under Article 17(2)(a) for the following reasons:

1.  Claims Nos.:  
because they relate to subject matter not required to be searched by this Authority, namely:  

Although claim 13 is directed to a method of treatment of the human/animal body, the search has been carried out and based on the alleged effects of the compound/composition.
2.  Claims Nos.:  
because they relate to parts of the International Application that do not comply with the prescribed requirements to such an extent that no meaningful International Search can be carried out, specifically:
3.  Claims Nos.:  
because they are dependent claims and are not drafted in accordance with the second and third sentences of Rule 6.4(a).

## Box III Observations where unity of invention is lacking (Continuation of item 3 of first sheet)

This International Searching Authority found multiple inventions in this international application, as follows:

1.  As all required additional search fees were timely paid by the applicant, this International Search Report covers all searchable claims.
2.  As all searchable claims could be searched without effort justifying an additional fee, this Authority did not invite payment of any additional fee.
3.  As only some of the required additional search fees were timely paid by the applicant, this International Search Report covers only those claims for which fees were paid, specifically claims Nos.:
4.  No required additional search fees were timely paid by the applicant. Consequently, this International Search Report is restricted to the invention first mentioned in the claims; it is covered by claims Nos.:

Remark on Protest

- The additional search fees were accompanied by the applicant's protest.
- No protest accompanied the payment of additional search fees.

# INTERNATIONAL SEARCH REPORT

Information on patent family members

International Application No PCT/IB2004/001971
---

Patent document cited in search report	A	Publication date	Patent family member(s)	Publication date
WO 2004018433	A	04-03-2004	WO 2004018433 A1	04-03-2004
WO 2004029204	A	08-04-2004	WO 2004029204 A2	08-04-2004
WO 03027076	A	03-04-2003	CA 2457444 A1	03-04-2003
			WO 03027076 A2	03-04-2003
			EP 1438296 A2	21-07-2004