



US00D638935S

(12) **United States Design Patent**
Gilmore, III et al.

(10) **Patent No.:** **US D638,935 S**

(45) **Date of Patent:** **** May 31, 2011**

(54) **MEDICAL DEVICE HANDLE**

(75) Inventors: **Glen C. Gilmore, III**, Matteson, IL (US); **Steven N. Pinelli**, Gary, IN (US); **Richard E. Ellison**, Chicago, IL (US); **Kevin J. Ehrenreich**, San Francisco, CA (US)

(73) Assignee: **Abbott Cardiovascular Systems Inc.**, Santa Clara, CA (US)

(**) Term: **14 Years**

(21) Appl. No.: **29/364,614**

(22) Filed: **Jun. 25, 2010**

(51) **LOC (9) Cl.** **24-02**

(52) **U.S. Cl.** **D24/133**

(58) **Field of Classification Search** D24/133, D24/143, 145, 146, 147; 606/1
See application file for complete search history.

(56) **References Cited**

U.S. PATENT DOCUMENTS

D113,432 S *	2/1939	Newman	D24/146
D212,613 S *	11/1968	Fontana	D24/147
D387,863 S *	12/1997	Herman et al.	D24/133
D389,915 S *	1/1998	Emerson et al.	D24/144
D391,637 S *	3/1998	Harry et al.	D24/141

D424,197 S *	5/2000	Sydowski et al.	D24/144
D448,483 S *	9/2001	Behnke	D24/146
D465,279 S *	11/2002	Etter et al.	D24/133
D482,874 S *	12/2003	Dotterman	D4/138
D490,896 S *	6/2004	Bogazzi	D24/133
D624,184 S *	9/2010	Baynham	D24/146
2003/0120272 A1 *	6/2003	Schneider et al.	606/49

* cited by examiner

Primary Examiner — Bridget L Eland

(74) *Attorney, Agent, or Firm* — Hughes Hubbard & Reed LLP

(57) **CLAIM**

The ornamental design for a medical device handle, as shown and described.

DESCRIPTION

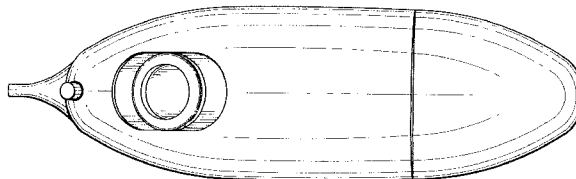
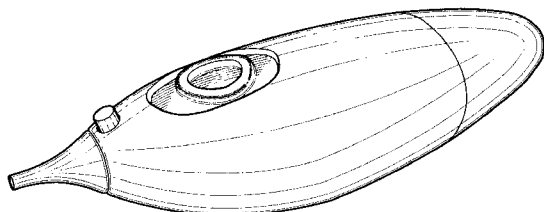
FIG. 1 is a front top right perspective view of the medical device handle showing our new design.

FIG. 2 is a right side view of the medical device handle of FIG. 1. The left side view of the medical device is a mirror image of the right side view shown in FIG. 2.

FIG. 3 is a top view of the medical device handle of FIG. 1; and,

FIG. 4 is a top right perspective view of the medical device handle of FIG. 1 showing the handle turned.

1 Claim, 4 Drawing Sheets



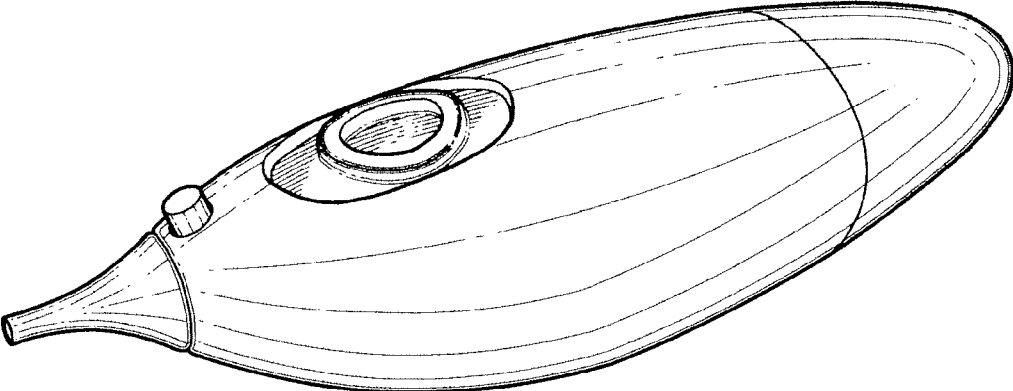


FIG. 1

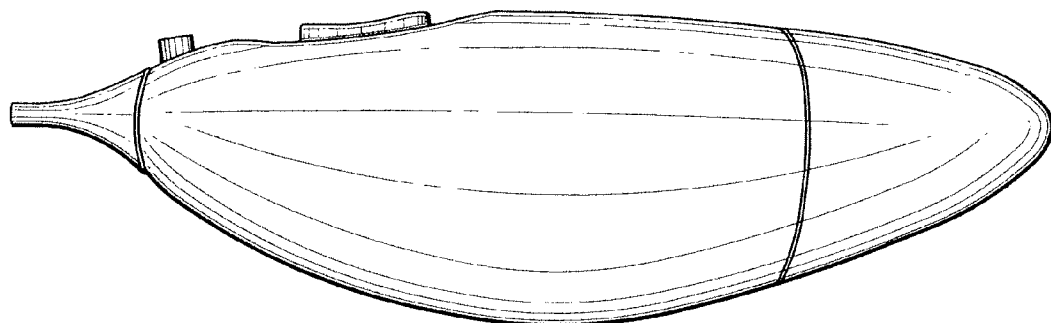


FIG.2

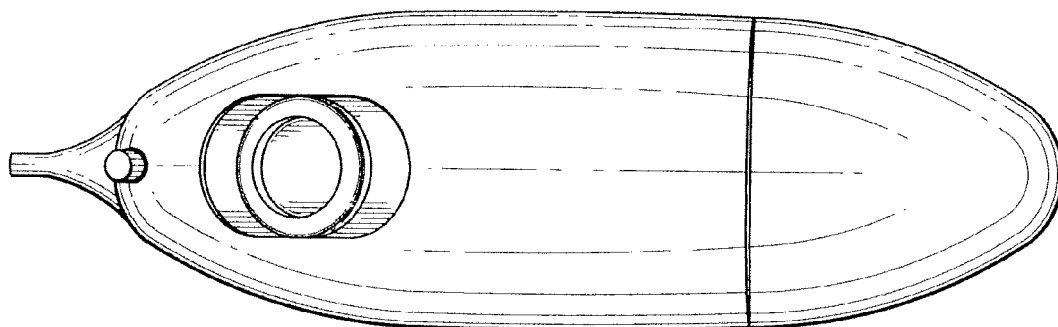


FIG. 3

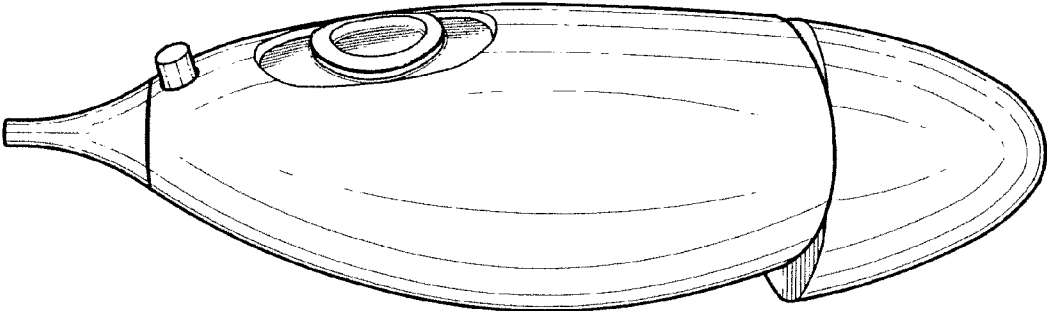


FIG.4