



US00D619428S

(12) **United States Design Patent**
Saha et al.

(10) **Patent No.:** **US D619,428 S**

(45) **Date of Patent:** **** Jul. 13, 2010**

(54) **COMBINED TEA BAG CADDY AND STIRRER**

3,935,318 A *	1/1976	Mihailide	426/80
4,717,016 A *	1/1988	Dalgleish	206/0.5
6,541,055 B1	4/2003	Luzenberg	
6,684,756 B2 *	2/2004	Kerr	99/297
7,591,219 B2	9/2009	Saha	

(75) Inventors: **Pamela Saha**, 30 Bergen Beach Pl.,
Brooklyn, NY (US) 11234; **Ferman Luna**, Canelones (UY)

(73) Assignee: **Pamela Saha**, Brooklyn, NY (US)

* cited by examiner

(**) Term: **14 Years**

Primary Examiner—Terry A Wallace

(21) Appl. No.: **29/315,414**

(74) *Attorney, Agent, or Firm*—James Creighton Wray;
Meera P. Narasimhan

(22) Filed: **Jun. 22, 2009**

(57) **CLAIM**

Related U.S. Application Data

The design for the combined tea bag caddy and stirrer, as shown and described.

(63) Continuation-in-part of application No. 29/273,306,
filed on Feb. 28, 2007, now abandoned.

DESCRIPTION

(51) **LOC (9) Cl.** **07-06**

FIG. 1 is a front perspective view showing one side and the top of the combined tea bag caddy and stirrer.

(52) **U.S. Cl.** **D7/669**

(58) **Field of Classification Search** D7/669,
D7/368, 590, 397, 399, 400; 426/80, 77,
426/82, 433, 435; 99/485, 323, 279, 297
See application file for complete search history.

FIG. 2 is a front perspective view with an upper cup in a final downward position.

FIG. 3 is a top view of the combined tea bag caddy and stirrer; and,

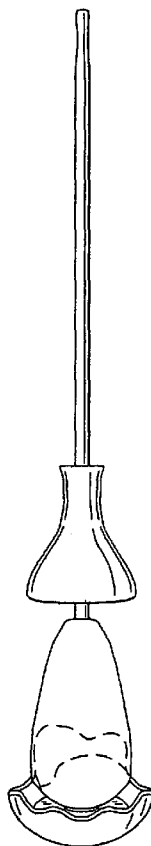
(56) **References Cited**

FIG. 4 is a bottom view of the combined tea bag caddy and stirrer.

U.S. PATENT DOCUMENTS

2,562,456 A 7/1951 Gunnar

1 Claim, 1 Drawing Sheet



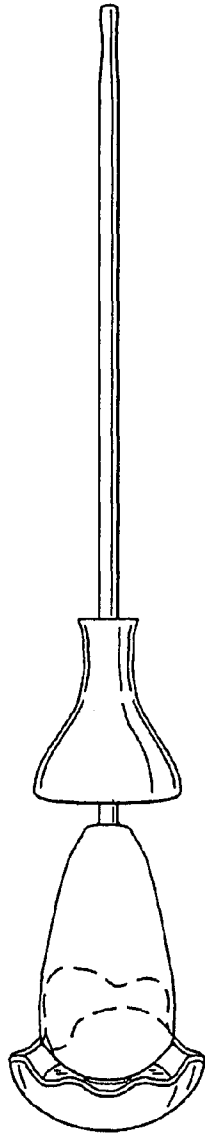


FIG. 1

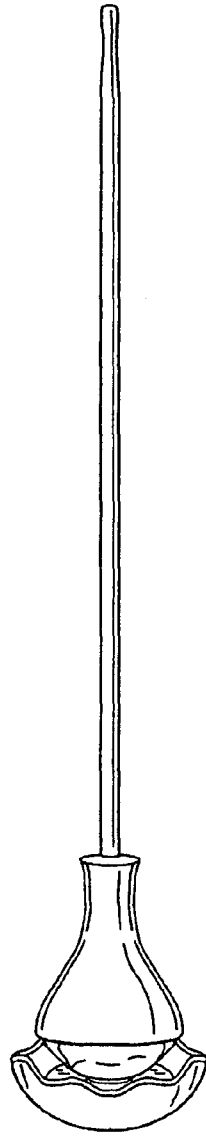


FIG. 2

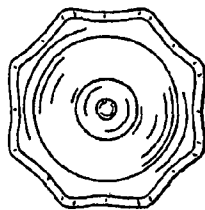


FIG. 3

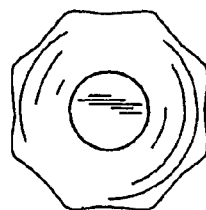


FIG. 4