

(19) World Intellectual Property Organization
International Bureau



(43) International Publication Date
29 December 2010 (29.12.2010)

(10) International Publication Number
WO 2010/151555 A1

(51) International Patent Classification:
H04N 13/00 (2006.01)

(21) International Application Number:
PCT/US2010/039547

(22) International Filing Date:
22 June 2010 (22.06.2010)

(25) Filing Language: English

(26) Publication Language: English

(30) Priority Data:
61/220,007 24 June 2009 (24.06.2009) US
61/237,126 26 August 2009 (26.08.2009) US

(71) Applicant (for all designated States except US): **DOLBY LABORATORIES LICENSING CORPORATION** [US/US]; 100 Potrero Avenue, San Francisco, California 94103-4813 (US).

(72) Inventors; and

(75) Inventors/Applicants (for US only): **TOURAPIS, Alexandros** [CY/US]; 3601 West Alameda Avenue, Burbank, California 91505-5300 (US). **FITZPATRICK, Sean** [US/US]; 3601 West Alameda Avenue, Burbank, California 91505-5300 (US).

(74) Agents: **DOLBY LABORATORIES, INC.** et al.; Intellectual Property Group, 999 Brannan Street, San Francisco, California 94103-4938 (US).

(81) Designated States (unless otherwise indicated, for every kind of national protection available): AE, AG, AL, AM, AO, AT, AU, AZ, BA, BB, BG, BH, BR, BW, BY, BZ, CA, CH, CL, CN, CO, CR, CU, CZ, DE, DK, DM, DO, DZ, EC, EE, EG, ES, FI, GB, GD, GE, GH, GM, GT, HN, HR, HU, ID, IL, IN, IS, JP, KE, KG, KM, KN, KP, KR, KZ, LA, LC, LK, LR, LS, LT, LU, LY, MA, MD, ME, MG, MK, MN, MW, MX, MY, MZ, NA, NG, NI, NO, NZ, OM, PE, PG, PH, PL, PT, RO, RS, RU, SC, SD, SE, SG, SK, SL, SM, ST, SV, SY, TH, TJ, TM, TN, TR, TT, TZ, UA, UG, US, UZ, VC, VN, ZA, ZM, ZW.

(84) Designated States (unless otherwise indicated, for every kind of regional protection available): ARIPO (BW, GH, GM, KE, LR, LS, MW, MZ, NA, SD, SL, SZ, TZ, UG, ZM, ZW), Eurasian (AM, AZ, BY, KG, KZ, MD, RU, TJ, TM), European (AL, AT, BE, BG, CH, CY, CZ, DE, DK, EE, ES, FI, FR, GB, GR, HR, HU, IE, IS, IT, LT, LU, LV, MC, MK, MT, NL, NO, PL, PT, RO, SE, SI, SK, SM, TR), OAPI (BF, BJ, CF, CG, CI, CM, GA, GN, GQ, GW, ML, MR, NE, SN, TD, TG).

Published:

— with international search report (Art. 21(3))

(54) Title: METHOD FOR EMBEDDING SUBTITLES AND/OR GRAPHIC OVERLAYS IN A 3D OR MULTI-VIEW VIDEO DATA



FIG. 3

(57) Abstract: A method for embedding subtitles and/or graphic overlays in a 3D or multi-view video data is described. The subtitles and/or graphic overlays are provided separately for each view of the 3D or multi-view video data. The views with the subtitles and/or graphic overlays are then processed to form a subtitled and/or graphic overlaid 3D or multi-view video data.

WO 2010/151555 A1

METHOD FOR EMBEDDING SUBTITLES AND/OR GRAPHIC OVERLAYS IN A 3D OR MULTI-VIEW VIDEO DATA

CROSS REFERENCE TO RELATED APPLICATIONS

[0001] This application claims priority to U.S. Provisional Application No. 61/220,007 filed on June 24, 2009 and U.S. Provisional Application No. 61/237,126 filed August 25, 2009 hereby incorporated by reference in its entirety.

FIELD

[0002] The present disclosure relates to 3D or multi-view video applications. More in particular, it relates to a method for embedding subtitles and/or graphic overlays in a 3D or multi-view video application.

BACKGROUND

[0003] 3D video applications in the consumer space have garnered great interest in the last few years since they are expected to further enhance a user's home multimedia experience but also since they are expected to revitalize certain applications such as High Definition DVD formats (i.e. Blu-ray). Nevertheless, several formats have been proposed for the delivery of 3D video into the home, separated primarily in three categories, frame compatible, 2D compatible, and 2D + depth formats. Each one of these categories has different benefits but also drawbacks and no clear winner in terms of the delivery format has been established.

[0004] Frame compatible formats rely on subsampling and multiplexing methods for the delivery of 3D data. More specifically, the left and right views are first subsampled to a lower resolution image given a particular filtering and subsampling mechanism. Common methods for subsampling include horizontal, vertical, and quincunx sampling. Multiplexing methods may include side by side (see FIGURE 1(a)), over-under (see FIGURE 1(b)), line interleaved, and checkerboard packing among others. In some cases, especially for side by side and over-under arrangements, one of the views may be inverted compared to the other view. These videos can be encoded using existing or potentially future codecs that better exploit the

characteristics of the signal, while after the decoding process a device, i.e. a display, is provided with a single frame that now consists of the two sampled and multiplexed stereo images together. This device may have to demultiplex and then upsample the images for display or other purposes. The device may also have to reformat, i.e. convert from a format A such as side by side to a format B, such as line interleaved/line by line or checkerboard before display.

[0005] A major component of any video delivery system is the support of subtitles and graphic overlays. Existing systems, however, assume that the video is always in a 2D compatible format, i.e. that a single image corresponding to a scene covers the entire frame. See, for example, a conventional way of embedding subtitles in side by side and over-under packed video images, shown in FIGURE 2(a) and FIGURE 2(b). Unfortunately, frame compatible 3D formats complicate support for subtitles and graphic overlays. This also can affect some formats more than others. More specifically, formats such as “quincunx sampling + checkerboard interleaving”, “vertical sampling + line interleaving”, or “horizontal sampling + column interleaving” have less trouble in handling overlays and subtitles since these formats are pixel aligned with this additional information as embedded today. Unfortunately, this is not true for other formats, such as side by side (regardless of the sampling method), or over-under since the traditional way of embedding overlays in the video signal, i.e. across the entire frame, would be inappropriate and would result in a corruption of the overlay or subtitle text. This implies that one would have to either modify the decoder to support such overlays and render them differently for 3D applications. In an alternative method, and assuming that the graphic overlay or subtitles were added previously in a different part of the decoding & delivery chain, these have to be detected, extracted and re-embedded into the video, after also correcting, e.g. using inpainting or other techniques, any artifacts introduced from the original, not properly formatted and embedded overlays.

SUMMARY

[0006] According to a first aspect, a method for embedding subtitles and/or graphic overlays in a 3D or multi-view video application is disclosed, comprising: providing a plurality of two or more views, wherein view disparities are present between the views in order to allow

subsequent formation of the 3D or multi-video application; providing the subtitles and/or graphic overlays separately for each view based on the view disparities; processing the plurality of two or more views and the subtitles and/or graphic overlays to form a subtitled and/or overlaid 3D or multi-view video application.

[0007] Further aspects of the present disclosure are provided in the specification, claims and drawings of the present application.

BRIEF DESCRIPTION OF THE DRAWINGS

[0008]

FIGURE 1(a) shows a side by side packing of a video image.

FIGURE 1(b) shows an over-under packing of a video image.

FIGURE 2(a) shows a conventional way of embedding subtitles in a side by side packed video image.

FIGURE 2(b) shows a conventional way of embedding subtitles in an over-under packed video image.

FIGURES 3(a) and 3(b) show embedded subtitles according to an embodiment of the present disclosure.

FIGURES 4(a) and 4(b) show embedded subtitles and graphic overlays according to an embodiment of the present disclosure.

FIGURE 5 shows a flow chart where subtitles and/or graphic overlays are added to left/right or multiple views based on the disparity between the views.

DESCRIPTION OF EXAMPLE EMBODIMENTS

[0009] In the present disclosure a solution to the above mentioned problem is provided which is currently compatible with existing players, such as set-top box, Blu-ray players, software decoders etc and enables frame compatible 3D bitstreams to carry high quality subtitles or graphic overlays without requiring any further modification in the software or hardware of these systems.

[0010] According to an aspect of the present disclosure, a method for embedding subtitles and/or graphic overlays in a 3D or multi-view video application is provided, comprising:

providing a plurality of two or more views, wherein view disparities are present between the views in order to allow subsequent formation of the 3D or multi-video application; providing the subtitles and/or graphic overlays separately for each view based on the video disparities; processing the plurality of two or more views and the subtitles and/or graphic overlays to form a subtitled and/or overlaid 3D or multi-view video application.

[0011] In particular, in the system according to the present disclosure, instead of embedding a subtitle track on the video with a single subtitle text or graphic overlay event, two (or multiple in the case of multiview systems) sub-title or graphic overlay events are embedded, one for each different view, as shown in FIGURES 3(a), 3(b), 4(a) and 4(b).

[0012] Throughout the present disclosure, elements such as subtitles, buttons, arrows, captions, banners and picture in picture information will be generically described as “overlays”. Overlays other than subtitles will also be defined as “graphic overlays,” since subtitles are usually rendered given text fonts, while other kinds of overlays may be defined using vector graphics or raster graphics and may use, in the case of vector graphics, a graphics engine for rendering purposes. That is, vector graphics based overlays are primarily specified using mathematical formulas, which need to be computed in order to construct an output image. However, both subtitles and graphic overlays are overlaid on top of the content in a similar manner. These events are properly aligned and formatted given the format used, e.g. side by side or over under, but also the sampling process (quincunx vs. horizontal vs. vertical). In the quincunx side by side for example case, the fonts are created by first sampling the fonts using quincunx sampling and then packed horizontally.

[0013] Embedding multiple such objects in a video stream is completely compliant with existing transport layer systems such as MPEG-2 and MPEG-4, and devices such as Blu-ray players and set-top box devices. Even though adding multiple such objects in the video, the cost is negligible in terms of processing power (decoding the actual video information requires considerably more resources) and is already supported by such devices. This implies that no modification is necessary to existing devices, considerably reducing the cost of consumer electronics manufacturers and therefore their revenue.

[0014] The embedding of separate subtitle or/and graphic overlay events for each view actually adds some additional capabilities during playback. More specifically, this enables the creation of 3D subtitle text and graphic overlays, which can considerably enhance the user's experience when watching 3D content. For example, even though both views for a 3D application contain the same text data and the basic font for each view is the same, the actual character representations are provided using a 3D representation. This implies that the left font may be slightly different compared to the right font (e.g., offset by a few pixels towards the left or right, with a slightly different shade orientation, if available, based on the 3D characteristics of the font, with slightly different colors or outlines, sharpness, etc). The same can also be extended to fonts for multiview representations, where one would consider again different font orientation, color, sharpness, etc. This will result in the user being able to see subtitle text or/and graphic overlays in 3D.

[0015] As shown in the exemplary flow chart of FIGURE 5, a disparity between views (left/right or multiple views), that is the differences in image location of an object as seen by each eye, is determined (step S1). This 'binocular' disparity is primarily a result of the eyes' and in the case of video signals the cameras' horizontal separation. Based on the determined disparity, a subtitle font is created or selected for each view (step S2) and then added to each view (step S3). Together with the font selection, or alternatively to that, other features or characteristics can be selected for each view, such as position, size and angle of the font. Therefore, selection of the font and/or other features of the overlays can be controlled view by view in dependence of the disparity between views in order to obtain a desired overlay in 3D.

[0016] An additional advantage is that during post-production, the producer may select to change at which depth this information is presented by appropriately adjusting the two fonts. In a certain embodiment, a video editing and/or authoring system provisioned with an automatic 3D font generation system which generates left and right, or multi-view, fonts automatically given input from a user (i.e., where in terms of depth subtitle text or graphic overlays are presented within a 3D scene). This can also be done during playback by the end user. A video authoring system is a tool that allows the editing and creation of a DVD, Blu-

ray, or other multimedia storage format, including online multimedia formats. The editing process may include any modifications to the video and audio signals, such as cropping, scaling, creation of different transitions etc, placement of video clips at different time intervals, and creation of menus, graphics, and subtitles in different languages among others.

[0017] The video system in this scenario allows the user to create, capture or import 2D or 3D video signals, create or import subtitle text or other graphics data in 2D and 3D, and overlay them over appropriate positions over the video.

[0018] The authoring system allows 2D authoring, but can also enable 3D authoring using appropriate displays and glasses enabling the author to better visualize the 3D effect. The author may be able to specify depth information explicitly, or be able to move and visualize where such overlay information is placed in space, or even move these objects directly in 2D space without having a true visualization method but by estimating the 3D effect that may be perceived. The system can, however, provide information to the user such as “maximum” and “minimum” depth information and depth map charts, which can be 2D or 3D images that can help the author visualize the depth characteristics of a scene, i.e. what is the depth of an object or pixel given a zero depth position which is usually the screen plane. The depth information about the graphical objects can give further flexibility and insight to the user of how to best author such information.

[0019] The fonts could be generated and attached to the video file in a form like OpenType or TrueType or other formats, such as Type 1 (PostScript), that may be supported by a device or video file format/system. Fonts could be vector or raster (bitmap) based. Vector based fonts are specified using mathematical formulas which describe each glyph, allowing the font to be easily scaled at any resolution. On the other hand, bitmap fonts are already pre-rendered at specific resolutions only, pixel by pixel. Text could also be pre-rendered (i.e. be present as an overlay image with transparency information). Multiple fonts could be embedded for the entire sequence, which could enable the use of different depths given different scenes. In particular, one may have one font that corresponds to depth 0, another for depth 10, a third for depth 15 etc. Depending on the depth that a content author wishes to apply on a particular

pixel, region/segment, where the segment can be a predefined area or an automatically selected area, using for examples object segmentation tools, within an image, or object within the scene, the appropriate text is signaled and used within the video. Such option may also be provided to the viewer, where the viewer may desire to bring the subtitles forward or backward by selecting different subtitles each authored with the different font type.

[0020] The number of fonts and the type of fonts available can depend on the device or video system used and should conform to the specifications provided by that device/system. In an example, it is possible that a certain device, e.g. a Blu-ray disc player, is limited to only a maximum of 16 fonts, while another device, e.g. a set-top box, can support up to 32 fonts. An additional advantage of the method according to the present disclosure is that it could also enable seamless conversion from one 3D format to another assuming that the image has already been rendered on screen. This can be done by detecting the text information on screen, using for example a text detector algorithm focused in areas (e.g., bottom of the screen) that usually contain subtitle text, and checking the consistency of the text to remove outliers and/or background text, extracting the text through an OCR process while also considering and removing possible contamination between the left and right views through the consideration of the 3D display format, and re-synthesizing the text from scratch. Multiple tracks, i.e. with different languages, supporting either 2D or 3D modes could also be available on the same medium. A user may select whichever track he or she desires.

[0021] It is possible, however that a system, such as a display, performs additional post processing and conversion of the 3D data to other formats after decoding. This may include spatial filtering, denoising, deblocking or even conversion to full resolution. Additional residual information may also be used in some systems to enhance quality in, e.g., a scalable method. Although some of these processes could be done on the rendered subtitle text and or graphic overlays without affecting performance significantly, in some other cases, especially in a scalable solution, it is possible that artifacts could be introduced including decoding drift, sharpness loss or other issues.

[0022] In this scenario, and in a different embodiment, the dual event track is not rendered on the decoding device but instead converted into metadata that is passed to the final rendering device, i.e. the display. The included metadata can provide information about the original (bitstream) 3D video format, but also the method that should be used for the final rendering given the display format that is to be used. In particular, the metadata can signal that the original content was in side by side mode, and the preferred conversion for other formats such as checkerboard, or line interleaved displays may include certain interpolation algorithms such as the use of a certain filter (e.g., 6 tap H.264 based filter, bilinear, bicubic, lanczos etc). The overlays and text tracks are rendered only after all video has been rendered, while these overlays may also be enhanced with the overlays of the display or other intermediate devices (e.g. a receiver).

[0023] According to a further embodiment of the present disclosure, multiple subtitles and/or graphic overlays on the same view can be provided, each subtitle having different depth. A possible application of such embodiment could be a 3D video that contains multiple subjects (e.g., actors or even other sound effects), where each subject is at a different depth. Subtitles in this context could be associated with the depth of each subject instead of having them on a fixed 3D plane. This would make it far more natural for the viewer to watch 3D. Such embodiment can be applied in addition to or instead of the above discussed embodiments. A tracking process for each subject could also be used even though the content creator can also perform a manual depth assignment.

[0024] The methods described in the present disclosure may be implemented in hardware, software, firmware or combination thereof. Features described as blocks, modules or components may be implemented together (e.g., in a logic device such as an integrated logic device) or separately (e.g., as separate connected logic devices). The software portion of the methods of the present disclosure may comprise a computer-readable medium which comprises instructions that, when executed, perform, at least in part, the described methods. The computer-readable medium may comprise, for example, a random access memory (RAM) and/or a read-only memory (ROM). The instructions may be executed by a processor

(e.g., a digital signal processor (DSP), an application specific integrated circuit (ASIC), or a field programmable logic array (FPGA)).

[0025] The examples set forth above are provided to give those of ordinary skill in the art a complete disclosure and description of how to make and use the embodiments of the method for embedding subtitles and/or graphic overlays in a 3D or multi-view video application of the disclosure, and are not intended to limit the scope of what the inventors regard as their disclosure. Modifications of the above-described modes for carrying out the disclosure may be used by persons of skill in the video art, and are intended to be within the scope of the following claims. All patents and publications mentioned in the specification may be indicative of the levels of skill of those skilled in the art to which the disclosure pertains. All references cited in this disclosure are incorporated by reference to the same extent as if each reference had been incorporated by reference in its entirety individually.

[0026] It is to be understood that the disclosure is not limited to particular methods or systems, which can, of course, vary. It is also to be understood that the terminology used herein is for the purpose of describing particular embodiments only, and is not intended to be limiting. As used in this specification and the appended claims, the singular forms "a," "an," and "the" include plural referents unless the content clearly dictates otherwise. The term "plurality" includes two or more referents unless the content clearly dictates otherwise. Unless defined otherwise, all technical and scientific terms used herein have the same meaning as commonly understood by one of ordinary skill in the art to which the disclosure pertains.

[0027] A number of embodiments of the disclosure have been described. Nevertheless, it will be understood that various modifications may be made without departing from the spirit and scope of the present disclosure. Accordingly, other embodiments are within the scope of the following claims.

CLAIMS

1. A method for embedding subtitles and/or graphic overlays in a 3D or multi-view video application, comprising:

 providing a plurality of two or more views, wherein view disparities are present between the views in order to allow subsequent formation of the 3D or multi-video application;

 providing the subtitles and/or graphic overlays separately for each view based on the view disparities;

 processing the plurality of two or more views and the subtitles and/or graphic overlays to form a subtitled and/or overlaid 3D or multi-view video application.

2. The method of claim 1, wherein providing the subtitles and graphic overlays separately for each view comprises embedding the subtitles and/or graphic overlays in each view separately for each view and wherein processing the plurality of two or more views and the subtitles and/or graphic overlays comprises processing views embedded with the subtitles and/or graphic overlays.

3. The method of claim 1, wherein the provided subtitles and/or graphic overlays are not embedded with the plurality of two or more views before processing.

4. The method of claim 3, wherein the provided subtitles and/or graphic overlays are converted as metadata and sent for processing separately from the plurality of two or more views.

5. The method of claim 1, wherein processing the plurality of two or more view and the subtitles and/or graphic overlays to form a subtitles and/or graphic overlays for 3D or multi-view video applications comprises aligning and formatting the subtitles and/or graphic overlays according to a particular alignment and formatting process.

6. The method of claim 2, wherein the subtitles and/or graphic overlays are sampled before embedding.

7. The method of claim 1, wherein providing the subtitles and/or graphic overlays separately for each view comprises providing at least one view with subtitle and/or graphic overlays different from the subtitle and/or graphic overlays of other views.
8. The method of claim 7, wherein font difference includes different offset, different shade orientation, or different offset and shade orientation.
9. The method of claim 8, wherein the font difference is adjustable when forming the subtitled and/or graphic overlays for 3D or multi-view video applications.
10. The method of claim 9, wherein font depth is adjustable when forming the subtitled and/or overlaid 3D or multi-view video application.
11. The method of claim 7, wherein font features are adjustable by a user when providing the subtitles and/or graphic overlays separately for each view.
12. The method of claim 11, wherein the fonts are automatically generated for each view as soon as the font features have been selected by the user.
13. The method of claim 1, wherein providing the subtitles and/or graphic overlays separately for each 2D comprises attaching the subtitles and/or graphic overlays to a video file comprised of the plurality of two or more views.
14. The method of claim 13, wherein the subtitles and/or graphic overlays are in OpenType or TrueType format.
15. The method of claim 13, wherein the subtitles comprise vector-based or raster-based fonts.
16. The method of claim 1, wherein the provided subtitles and/or graphic overlays comprise pre-rendered text.

- 17.** The method of claim 16, wherein the pre-rendered text comprises transparency information.
- 18.** The method of claim 1, wherein each view comprises multiple subtitles and/or graphic overlays, each subtitle and/or graphic overlay having a different depth.
- 19.** The method according to any one of the previous claims, wherein the graphic overlays are selected from the set comprising one or more of graphics, buttons, arrows, captions, banners, and picture in picture information.

1/3



FIG. 1




FIG. 2




FIG. 3



FIG. 4

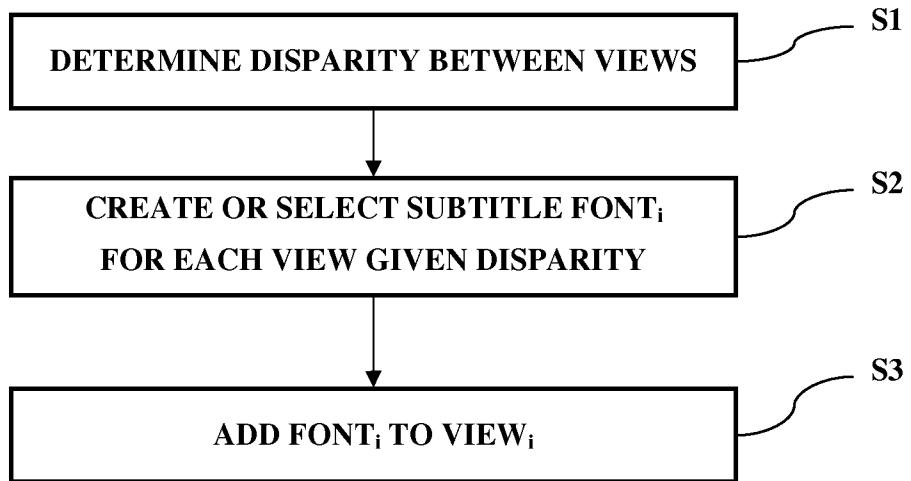


FIG. 5

INTERNATIONAL SEARCH REPORT

International application No
PCT/US2010/039547

A. CLASSIFICATION OF SUBJECT MATTER

INV. H04N13/00
ADD.

According to International Patent Classification (IPC) or to both national classification and IPC

B. FIELDS SEARCHED

Minimum documentation searched (classification system followed by classification symbols)
H04N

Documentation searched other than minimum documentation to the extent that such documents are included in the fields searched

Electronic data base consulted during the international search (name of data base and, where practical, search terms used)

EPO-Internal

C. DOCUMENTS CONSIDERED TO BE RELEVANT

Category*	Citation of document, with indication, where appropriate, of the relevant passages	Relevant to claim No.
X	WO 2008/115222 A1 (THOMSON LICENSING [FR]; IZZAT IZZAT [US]; ZHANG DONG-QING [US]; NIJIM) 25 September 2008 (2008-09-25) figure 7	1, 2, 5-8, 11-17
X	JP 2004 274125 A (SONY CORP) 30 September 2004 (2004-09-30) * abstract; figures 1, 2, 4, 6, 7	1-4, 6-19
X,P	US 2010/021141 A1 (YAMASHITA KEN [JP] ET AL) 28 January 2010 (2010-01-28) * abstract; figures 5-7, 10, 14b, 15, 17, 20 paragraph [0016]	1-19
X,P	US 2009/315979 A1 (JUNG KIL-SOO [KR] ET AL) 24 December 2009 (2009-12-24) * abstract; figures 1-2, 5	1-6, 13-17
	-/--	

Further documents are listed in the continuation of Box C.

See patent family annex.

* Special categories of cited documents :

- "A" document defining the general state of the art which is not considered to be of particular relevance
- "E" earlier document but published on or after the international filing date
- "L" document which may throw doubts on priority claim(s) or which is cited to establish the publication date of another citation or other special reason (as specified)
- "O" document referring to an oral disclosure, use, exhibition or other means
- "P" document published prior to the international filing date but later than the priority date claimed

- "T" later document published after the international filing date or priority date and not in conflict with the application but cited to understand the principle or theory underlying the invention
- "X" document of particular relevance; the claimed invention cannot be considered novel or cannot be considered to involve an inventive step when the document is taken alone
- "Y" document of particular relevance; the claimed invention cannot be considered to involve an inventive step when the document is combined with one or more other such documents, such combination being obvious to a person skilled in the art.
- "&" document member of the same patent family

Date of the actual completion of the international search

25 August 2010

Date of mailing of the international search report

03/09/2010

Name and mailing address of the ISA/

European Patent Office, P.B. 5818 Patentlaan 2
NL - 2280 HV Rijswijk
Tel. (+31-70) 340-2040,
Fax: (+31-70) 340-3016

Authorized officer

Mao, Pauline

INTERNATIONAL SEARCH REPORT

International application No
PCT/US2010/039547

C(Continuation). DOCUMENTS CONSIDERED TO BE RELEVANT		
Category*	Citation of document, with indication, where appropriate, of the relevant passages	Relevant to claim No.
E	WO 2010/070567 A1 (KONINKL PHILIPS ELECTRONICS NV [NL]; NEWTON PHILIP S [NL]; KURVERS MAR) 24 June 2010 (2010-06-24) * abstract; figure 3 -----	1,3,19
A	EP 1 744 564 A1 (OLYMPUS CORP [JP]) 17 January 2007 (2007-01-17) * abstract; claims 1,6 paragraph [0057]; figure 6 -----	8-10

INTERNATIONAL SEARCH REPORT

Information on patent family members

International application No PCT/US2010/039547

Patent document cited in search report	Publication date	Patent family member(s)	Publication date
WO 2008115222 A1	25-09-2008	AT 472230 T	15-07-2010
		CA 2680724 A1	25-09-2008
		CN 101653011 A	17-02-2010
		EP 2140688 A1	06-01-2010
		EP 2157803 A1	24-02-2010
		JP 2010521738 T	24-06-2010
		KR 20090120492 A	24-11-2009
JP 2004274125 A	30-09-2004	NONE	
US 2010021141 A1	28-01-2010	WO 2010010709 A1	28-01-2010
US 2009315979 A1	24-12-2009	WO 2009157708 A2	30-12-2009
WO 2010070567 A1	24-06-2010	NONE	
EP 1744564 A1	17-01-2007	CN 1947430 A	11-04-2007
		JP 2005311983 A	04-11-2005
		WO 2005112475 A1	24-11-2005
		US 2007035618 A1	15-02-2007