

M. J. HAMBURGER.
 POCKET GARTER.
 APPLICATION FILED DEC. 4, 1912.

1,070,250.

Patented Aug. 12, 1913.

2 SHEETS—SHEET 1.

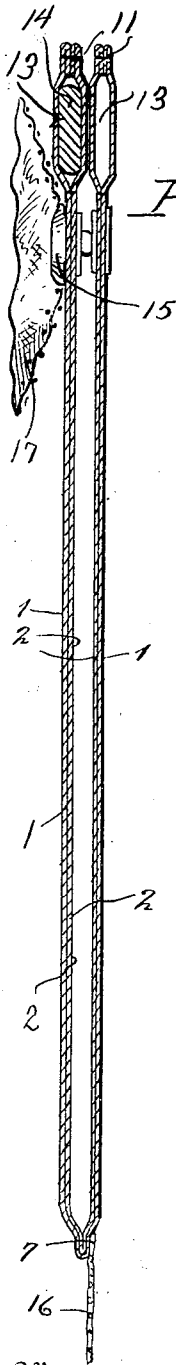


Fig. 2.




Fig. 1.

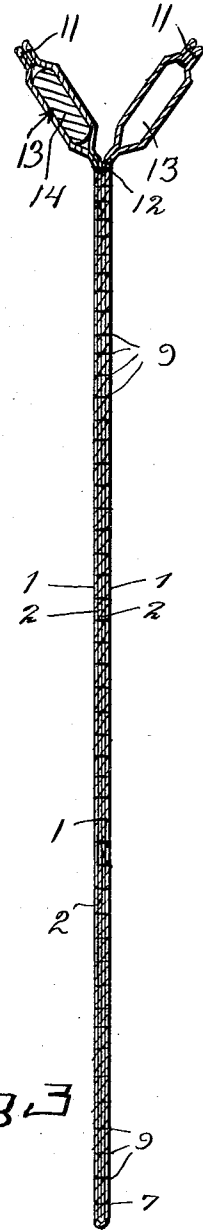


Fig. 3.

Inventor

Mary J. Hamburger.

Witnesses

Mittelfester

Rodney M. Smith.

By

H. A. Joseph, Jr.

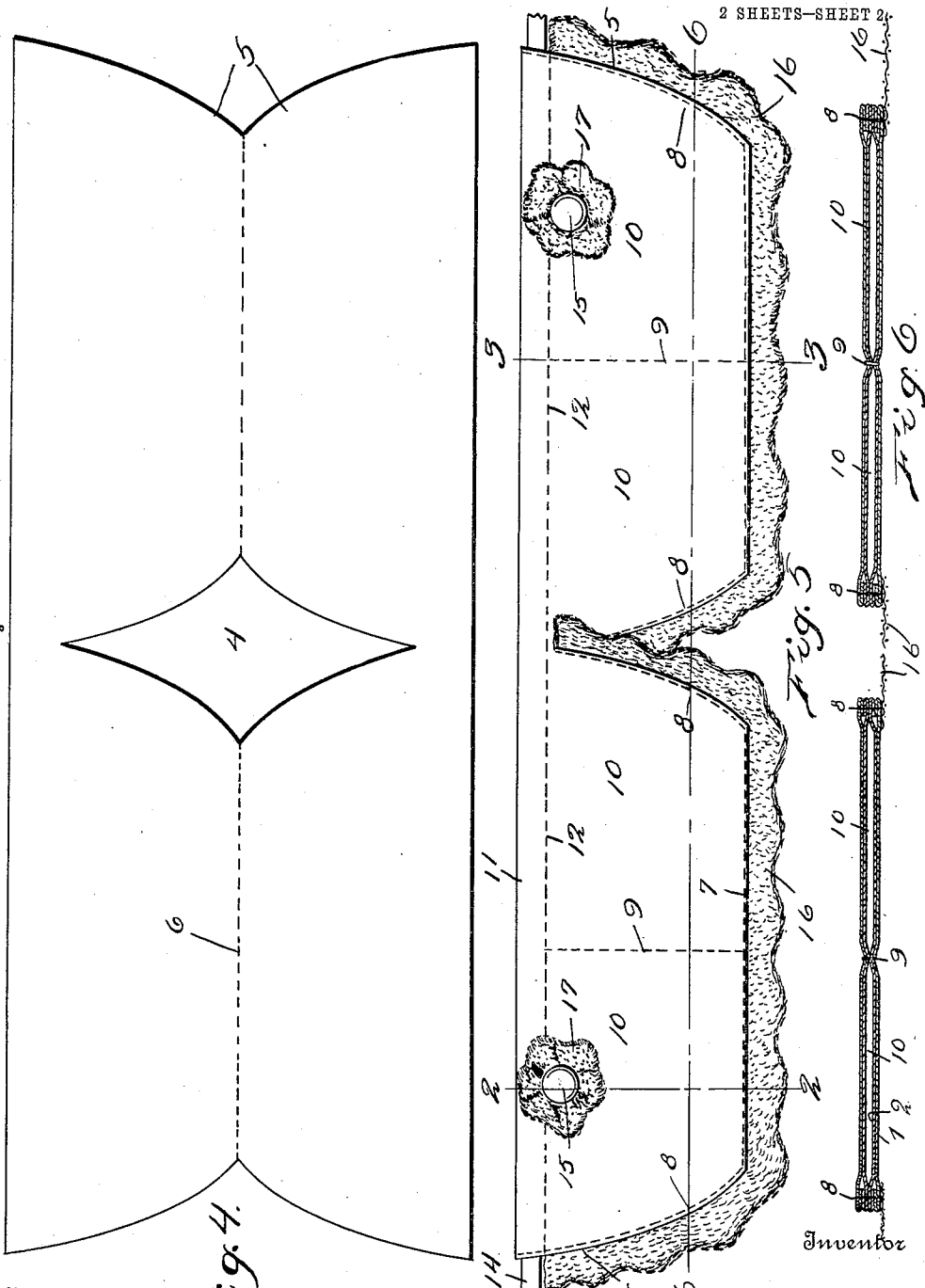
Attorney

M. J. HAMBURGER.
POCKET GARTER.
APPLICATION FILED DEC. 4, 1912.

1,070,250.

Patented Aug. 12, 1913.

2 SHEETS—SHEET 2.



Witnesses
J. M. [Signature]

Rodney M. Smith.

334

Mary J. Hamburger
[Signature]
Attorney

UNITED STATES PATENT OFFICE.

MARY J. HAMBURGER, OF BAYPORT, NEW YORK.

POCKET-GARTER.

1,070,250.

Specification of Letters Patent.

Patented Aug. 12, 1913.

Application filed December 4, 1912. Serial No. 734,980.

To all whom it may concern:

Be it known that I, MARY J. HAMBURGER, a citizen of the United States, residing at Bayport, Long Island, in the county of Suffolk and State of New York, have invented certain new and useful Improvements in Pocket-Garters, of which the following is a specification.

This invention relates to certain new and useful improvements in pocket garters and has for its primary object the provision of an article of this nature which shall be of extremely simple construction, cheap to make, convenient, safe and artistic.

Another and more specific object of the invention is to provide a pocket garter which may be formed from a single piece of material which is provided around its upper edge with a strip of elastic material.

The invention also aims to generally improve articles of this nature, to render them more convenient, attractive and desirable.

With these and other objects in view, as will become more apparent as the description proceeds, the invention consists in certain novel features of construction, combination and arrangement of parts as will be hereinafter fully described and claimed.

For a complete understanding of my invention, reference is to be had to the following description and accompanying drawing, in which,

Figure 1 is a perspective view of my improved pocket garter as it appears in use. Figs. 2 and 3 are transverse sectional views taken upon the planes 2—2 and 3—3 of Fig. 5. Fig. 4 is a plan view of a blank from which my device is formed. Fig. 5 is a side elevation of my invention as it appears before being looped, and Fig. 6 is a longitudinal sectional view taken on the plane of line 6—6 of Fig. 5.

Referring in detail to the drawings by numerals, 1 designates generally my improved pocket garter, 2 the lining thereof and 14 a strip of elastic material which is housed between the upper edges of the pocket covering and lining. Fig. 4 shows clearly the form of the fabric layers 1 and 2 before they are folded and sewed so as to produce the completed article. As shown the blank is somewhat elongated provided with the central diamond shaped opening 4 and has its ends doubly curved as indicated at 5. To form the pocket garter two plies of suitable material shaped as indi-

cated in Fig. 4 are needed. The two plies are placed one above the other and then folded along the line of their longitudinal centers as indicated by the dotted lines 6 and stitched as shown in Fig. 5, the stitching continuing along the line of longitudinal centers indicated at 7, then upwardly as at 8 closing the ends of the plies 1 and 2 and also continuing around the edges of the opening 4 thereby forming two pockets. If desired these pockets may be subdivided by the stitching 9 into smaller pockets designated by the numeral 10. The free longitudinal edges of the plies or strips 1 and 2 are next folded inwardly and stitched together as indicated at 11. Another row of stitching 12 running parallel to the free longitudinal edges of the strips forms a housing 13 for a piece of elastic material 14. It will be noted that the rows of stitching 9 terminate when they reach the stitching 12 and therefore leave the housing free for the passage of the elastic 14. To form the article into a garter the edges 5 are brought together and sewed for a portion of their length as clearly shown in Fig. 1. The recess 4 and the curved ends 5 permit the pockets to flare outwardly along their bottom edges so as to permit of the garter being easily positioned. If desired certain of the pockets 10 may be provided with fasteners 15 and a strip of lace 16 may be sewed to the free edges of the pocket garter. Additional strips 17 of lace may be employed to encircle the heads of the fasteners 15 so as to add to the attractiveness of the article.

From the foregoing description it will be seen that I have formed a very attractive and useful pocket garter from two strips of material cut as indicated in Fig. 4.

The article is very simple, may be quickly made and is also very useful for carrying safely small articles of value.

It is to be understood that while I have shown and described a preferred form of my device I do not wish to be limited to this exact construction, but may make such changes as fall within the scope and spirit of the invention.

I claim:

1. A pocket garter comprising an outer strip of material and an inner strip, said strips being placed one above the other and folded along the lines of their longitudinal centers, a row of stitching connecting the corresponding end edges of said strips and

continuing along their longitudinal centers, the free longitudinal edges of the outer and inner strips being sewed together, a row of stitching running parallel to said longitudinal edges and forming a housing, a piece of elastic material running through said housing having its ends connected, the end edges of the strips being brought together and secured to each other for a portion of their length, substantially as described.

2. An article of the character described, comprising a strip of material formed with a diamond shaped opening centrally of its ends, the ends of said material being doubly curved, a second similar shaped piece of material overlying said first mentioned piece,

stitching connecting said pieces of material, whereby a plurality of pockets are formed, said pockets being open at their upper edges, a housing formed by said strips, a piece of elastic material extending through said housing and having its ends connected, the ends of the strips being brought together and connected for a portion of their length, and means carried by certain of the pockets for securely closing the same.

In testimony whereof I affix my signature in presence of two witnesses.

MARY J. HAMBURGER.

Witnesses:

ALFRED C. EDWARDS,
HANNAH B. EDWARDS.

Copies of this patent may be obtained for five cents each, by addressing the "Commissioner of Patents, Washington, D. C."