



US 20070025335A1

(19) **United States**

(12) **Patent Application Publication**  
**Patel et al.**

(10) **Pub. No.: US 2007/0025335 A1**

(43) **Pub. Date: Feb. 1, 2007**

(54) **SELECTIVE MUTE / UNMUTE CONTROL  
OVER APPLICATIONS RUNNING ON A PC**

**Publication Classification**

(75) Inventors: **Labhesh Patel**, San Francisco, CA  
(US); **Martin R. Eppel**, Santa Clara,  
CA (US); **Mukul Jain**, San Jose, CA  
(US); **Aaron Tong**, San Jose, CA (US)

(51) **Int. Cl.**

**H04L 12/66** (2006.01)

(52) **U.S. Cl.** ..... **370/352; 370/252**

(57)

**ABSTRACT**

A computer includes a sound card and a processor that runs one or more applications that cause the processor to generate audio signals coupled to the sound card. The processor is operable to execute code that provides a graphical user interface which allows a user to selectively mute the audio signals associated with a set of the one or more applications. It is emphasized that this abstract is provided to comply with the rules requiring an abstract that will allow a searcher or other reader to quickly ascertain the subject matter of the technical disclosure. It is submitted with the understanding that it will not be used to interpret or limit the scope or meaning of the claims. 37 CFR 1.72(b).

Correspondence Address:

**BURGESS & BEREZNAK LLP**  
**800 WEST EL CAMINO REAL**  
**SUITE 180**  
**MOUNTAIN VIEW, CA 94040 (US)**

(73) Assignee: **Cisco Technology, Inc.**, San Jose, CA

(21) Appl. No.: **11/194,029**

(22) Filed: **Jul. 29, 2005**

28

CHECK THE BOX NEXT TO EACH  
APPLICATION THAT YOU WISH TO MUTE

☒ MICROSOFT OUTLOOK EXPRESS  
☒ IR PORT CONNECTIVITY  
☐ IP TELEPHONE  
☒ DATEBOOK REMINDER

DONE

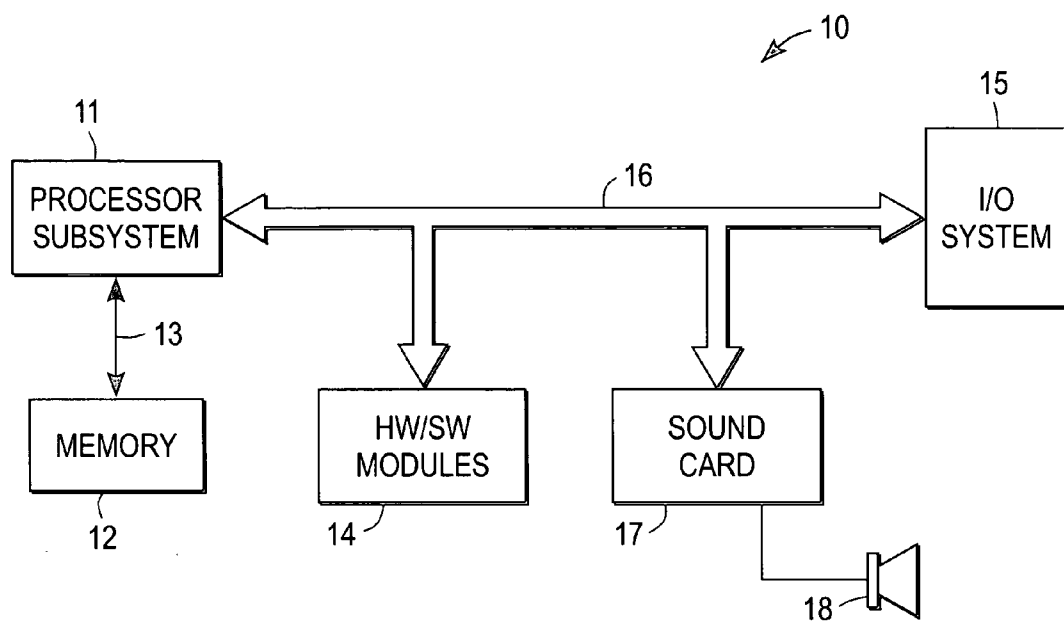


FIG. 1

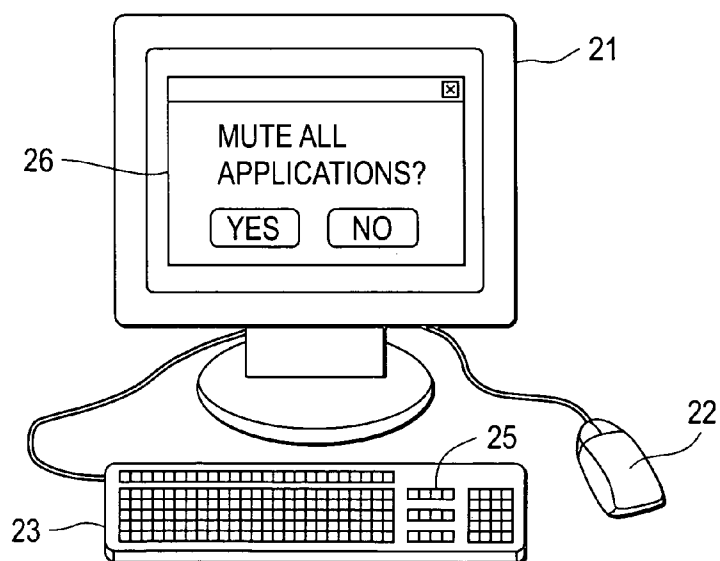


FIG. 2

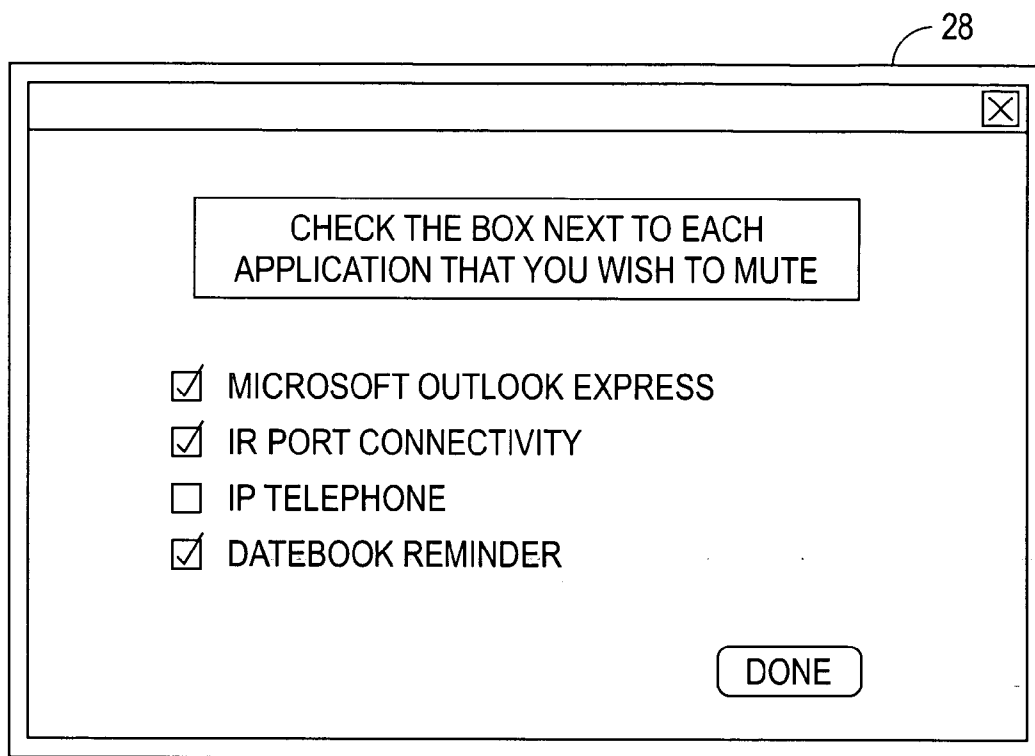


FIG. 3

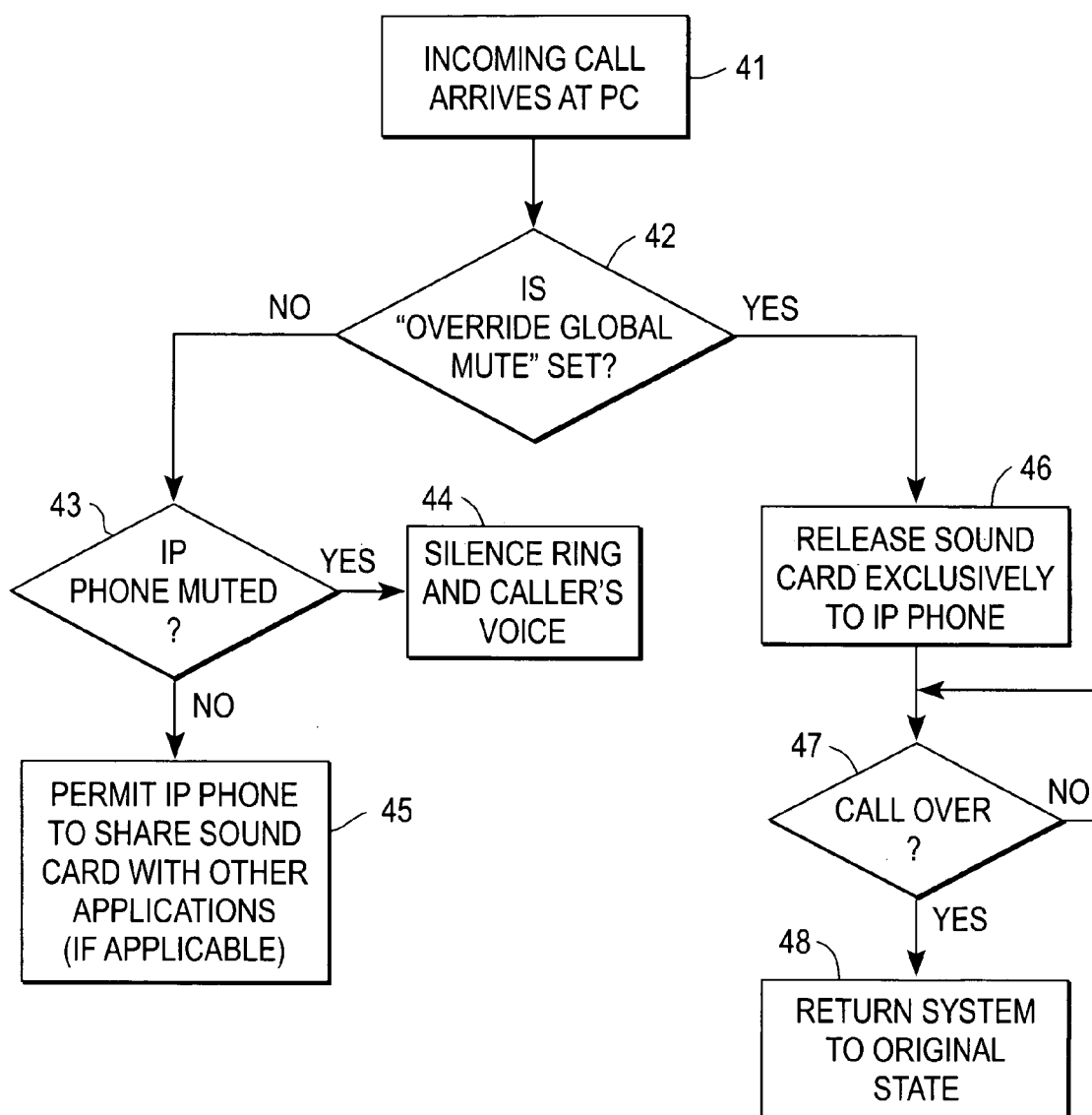


FIG. 4

## SELECTIVE MUTE / UNMUTE CONTROL OVER APPLICATIONS RUNNING ON A PC

### FIELD OF THE INVENTION

[0001] The present invention relates generally to the fields of computer audio systems and telephony, specifically, Internet Protocol (IP) telephony involving communications through a personal computer (PC).

### BACKGROUND OF THE INVENTION

[0002] Virtually all personal computers manufactured today include some kind of audio circuitry or sound card for processing and outputting (i.e., "play-out") a variety of sounds produced by different applications running on the PC. By way of example, U.S. Pat. No. 6,885,900 describes a personal computing system with audio processing circuitry providing multiple channel audio. The audio signals handled by the sound card of a typical PC range from simple alarm and reminder signals (such as those produced by programs that handle electronic mail, event calendars, signal detection at an infrared (IR) port, etc.) to voice over IP (VoIP) communications; that is, voice delivered using the Internet Protocol. In general, VoIP involves sending voice (audio) information in digital form in discrete packets over packet-switched computer networks as opposed to traditional analog communications delivered over a public switched telephone network (PSTN).

[0003] Software-based applications that deliver enhanced IP telephony support through personal computers with the functionality of an IP telephone are known in the arts. For example, Cisco® Systems' IP Communicator is an application program that can run on a PC to provide call processing and advanced telephony features such the ability to transfer calls, forward calls, hold calls, and conference additional participants to an existing call. U.S. Pat. No. 6,909,778 teaches an enhanced IP telephony system that provides a set of call-related functions traditionally provided by a private branch exchange (PBX) system for use within an enterprise.

[0004] Most personal computers include a global mute feature that allows a user to basically turn off or disable the audio output of the computer's sound card. Thus, it is common for a person to mute their PC to guard against unexpected or annoying alarm sounds as well as other sounds generated by different applications running on the computer. By way of example, when certain models of IBM® laptop computers are in close proximity to each other, an audible alarm sounds as the IR ports on the respective machines start communicating. Naturally, such an alarm sound may be undesirable or disruptive, especially during a meeting or a VoIP teleconference involving many persons. To avoid this problem, users usually disable the global mute feature of the computer. However, the drawback of globally muting the PC is that it comes at the cost of possibly missing certain important notices or events.

[0005] Additionally, there are certain circumstances in which the user might not want to mute all applications. For instance, a worker in an office cubicle may want to carry on a VoIP conversation, yet not want to hear other alarms or sounds from other applications that might disrupt her call or disturb neighboring coworkers.

[0006] What is needed is a method and apparatus for selectively muting of applications running on a PC.

[0007] By way of further background, U.S. Pat. No. 6,905,414 teaches a system for banning voice communication between someone playing a game on a PC connected over a network with one or more remote players using their own PCs to play the game. A system and method for enabling user selectable input devices for dictation or transcription in a speech application is disclosed in U.S. Pat. No. 6,342,903. U.S. Pat. No. 6,009,519 teaches a dialog-based tabbed menu system for allowing a Windows® computer user to individually set controls of the computer sound card that effect the quality of sound (e.g., volume, playback, and recording settings) of audio applications running on a Windows computer. Finally, U.S. Pat. No. 6,590,604 describes a video-conference system that includes a videoconference appliance connected to a PC through a universal serial bus (USB), which performs audio decompression/compression and call establishment/control operations in accordance with the requirements set forth in International Telecommunication Union (ITU) H.323 protocols.

### BRIEF DESCRIPTION OF THE DRAWINGS

[0008] The present invention will be understood more fully from the detailed description that follows and from the accompanying drawings, which however, should not be taken to limit the invention to the specific embodiments shown, but are for explanation and understanding only.

[0009] FIG. 1 is a high-level circuit schematic block diagram of a personal computing system in accordance with one embodiment of the present invention.

[0010] FIG. 2 illustrates a personal computer running a process for selective application mute/unmute in accordance with one embodiment of the present invention.

[0011] FIG. 3 illustrates a user interface window on a display screen of a PC running a process for selective application mute/unmute according to one embodiment of the present invention.

[0012] FIG. 4 is a flow chart diagram showing a method of operation in accordance with one embodiment of the present invention.

### DETAILED DESCRIPTION

[0013] Apparatus and method that permits selective mute/unmute control over applications running on a computer is described. In the following description specific details are set forth, such as device types, system configurations, product types, etc., in order to provide a thorough understanding of the present invention. However, persons having ordinary skill in the arts will appreciate that these specific details may not be needed to practice the present invention.

[0014] According to one embodiment of the present invention, a personal computer (PC) includes a new functionality in the form of a pop-up window or graphical user interface that allows a user to select which applications are to be muted, and which applications may produce audio outputs via a sound card or other audio processing circuitry of the computer system. An exemplary personal computing system 11 is shown in FIG. 1 including a processor subsystem 11 having one or more processors coupled to a memory 13 (e.g., RAM) via a memory bus 13, and to a sound card 17 across a system bus 16. Sound card 17 generates audio signals via speaker 18 for all of the sounds produced by the

various applications that run on processor subsystem **11**. Processor subsystem **11** is also shown coupled with an input/output (I/O) system **15** that interfaces with external devices or peripheral components connected to PC system **10**. For instance, these external devices and components may include a display **21**, keyboard **23** and cursor mouse **22** (see FIG. 2) as well as other network devices that communicate with PC system **10**.

[0015] It is appreciated that PC system **10** may also include a variety of other devices (e.g., controllers, EEPROMs, digital signal processors, dedicated sound processor, etc.) not shown in FIG. 1. Furthermore, it should be understood that certain embodiments may comprise a multiprocessor system in which one processor manages the sound card or an audio output system, with one or more other processors running various applications. In still other embodiments, sound processing may be integrated into a processor, or multimedia chipset, that performs each of the functions described herein.

[0016] In one implementation, modules **14** comprise a software module “plug-in” that is integrated into an application program such as Cisco’s IP Communicator product that delivers advanced telephony features and VoIP capabilities through a personal computer. In other implementations, the selective application mute/unmute feature of the present invention may be embodied in a software or hardware/firmware module or other computer product that includes executable code to perform the steps and processes described below.

[0017] FIG. 2 shows one embodiment of the present invention wherein when a button **25** of keyboard **23** is pressed, a pop-up window **26** providing a graphical interface appears on the screen of display **21**. The pop-up window queries the user of the PC whether or not he wants to mute all applications that play out sounds via the computer’s sound card. In this example, the user may use mouse **22** to position a cursor on the display screen over either the “yes” or “no” button boxes, and click on the desired selection. Selecting the “yes” button results in all active applications being muted. In one embodiment, the same result of globally muting all applications may be achieved by double-pressing (“double-clicking”) button **25**. (In the context of the present application, the term “button” is used to broadly denote any feature or program that may be activated or invoked by a user through a variety of methods or mechanisms, such as by pressing, clicking, voice input commands, touch-screen/tablet entries, etc., and includes known technologies such as softbuttons, hardbuttons, etc.)

[0018] In the event that the user selects not to mute all applications (i.e., clicking the “no” button) a new pop-up window **28** appears, listing all of the active applications running on the computer (see FIG. 3). By default, all of the boxes to the left of each application listing may be unchecked, allowing the user to select (i.e., check) which applications to mute and which to leave unmuted. Alternatively, the default setting may be to have all of the boxes checked, indicating that all active applications are to be muted, in which case the user may select the particular applications he wants unmuted. In the example shown in FIG. 3, the user has chosen to mute all applications except the IP telephone function of the computer. Once the user has made his selections he may click the “Done” box to save the

selection setting to memory. Clicking the “Done” box may also immediately execute these selections by enabling/disabling audio signals sent to the sound card from the processor.

[0019] In a specific embodiment, an application such as the Cisco IP Communicator application program may be included in the listings of window **28**. Unchecking only the box next to the IP Communicator application (with all other boxes being checked) and saving this preference by clicking “Done”, results in muting of all of the applications except the IP Communicator. This setting may be desired by a user who wants to solely enable the telephone function of his computer, i.e., hear the phone ring and be able to talk to the calling party, without explicitly unmuting the whole PC.

[0020] In yet another embodiment, an IP call management application program such as the Cisco IP Communicator program may be modified to include a software plug-in module with an Override Global Mute (OGM) setting or function. When the OGM setting is enabled and other applications running on the PC are already muted (e.g., through double-clicking keyboard button **25** or via selective checking of boxes in pop-up window **28**) the phone management application overrides the original mute/unmute settings in order to utilize the sound card for playing out audio media associated with an IP phone call (e.g., ringing, voice communications, etc.). In other words, in a configuration where all or certain selected active applications are muted and the OGM setting is enabled, the IP call management application operates to dynamically unmute the sound card for its own exclusive use, say, when an incoming call is detected or an outgoing call is initiated. After the user ends the call, the IP call management application returns the system to its prior configuration, e.g., global mute, or certain selected applications muted. Upon receipt of an incoming call or upon placement of an outgoing call, and continuing throughout the entire length of the call, the sound card of the PC is dynamically reserved for exclusive use by the IP call management application program.

[0021] In still another alternative embodiment, enabling the OGM function may cause all prior or original settings to be overridden such that all sounds are muted (not just certain selected applications) except those needed for play out of media associated with an incoming and/or outgoing IP phone call. Practitioners in the art will appreciate that this prevents alarms and other sounds from being played out during a call, which feature is especially useful when attending teleconferences over the IP communicator application. Thus, in one aspect the present invention provides device level access and control over the sound card of the PC.

[0022] FIG. 4 is a flowchart diagram that illustrates a method of operation according to one of the above-described embodiments of the present invention which employs the OGM function. The example of FIG. 4 begins with the arrival of an incoming call at the user’s PC (block **41**). Upon detection of the call, the program first determines the configured state of the system, i.e., whether the OGM setting is enabled or not (block **42**). If the OGM setting is disabled, the next inquiry is whether the IP phone itself has been muted (block **43**). For instance, the user may have configured the system to specifically mute the IP telephone function of his PC so as to silence the ringing sound and not play out the

caller's voice (block 44). Alternatively, the user may have selected certain applications to be muted, and other applications (including the IP phone) to be unmuted. In this latter configuration setting, the IP phone may share the sound card for play out of media with other selected applications (block 45).

[0023] In the case where the OGM setting is enabled, the sound card may be dynamically leased for exclusive use by the IP phone or IP call management application (block 45). The sound card remains in exclusive use by the phone or call management application for the entire duration of the call (block 47), at which time the computer system is reset to the previous mute setting that was in place before arrival of the call (block 48).

[0024] It is appreciated that the example operation shown in the flow diagram of FIG. 4 is also applicable to outgoing calls initiated by the user.

[0025] It should be further understood that elements of the present invention may also be provided as a computer program product which may include a machine-readable medium having stored thereon instructions which may be used to program a computer (e.g., a processor or other electronic device) to perform a sequence of operations. Alternatively, the operations may be performed by a combination of hardware and software. The machine-readable medium may include, but is not limited to, floppy diskettes, optical disks, CD-ROMs, and magneto-optical disks, ROMs, RAMs, EPROMs, EEPROMs, magnet or optical cards, propagation media or other type of media/machine-readable medium suitable for storing electronic instructions. For example, elements of the present invention may be downloaded as a computer program product, wherein the program may be transferred from a remote computer or telephonic device to a user's PC via signals embodied in a carrier wave or other propagation medium via a communication link (e.g., a modem or network connection).

[0026] Additionally, although the present invention has been described in conjunction with specific embodiments, numerous modifications and alterations are well within the scope of the present invention. Accordingly, the specification and drawings are to be regarded in an illustrative rather than a restrictive sense.

We claim:

1. A computer comprising:
  - audio circuitry; and
  - a processor that runs one or more applications that cause the processor to generate audio signals coupled to the audio circuitry, the processor being further operable to execute code that provides a graphical user interface which allows a user to selectively mute the audio signals associated with a set of the one or more applications.
2. The computer of claim 1 wherein the audio circuitry comprises a sound card.
3. The computer of claim 1 wherein the one or more applications include an application that provides an Internet Protocol (IP) telephone function.
4. The computer of claim 1 wherein the one or more applications include an Internet Protocol (IP) call management application.

5. The computer of claim 1 further comprising a button, activation of the button invoking the graphical user interface.

6. A computer comprising:

- a processor that runs one or more applications that cause the processor to generate audio signals;

- circuitry coupled to receive the audio signals and to generate audio outputs responsive thereto; and

- means for selectively muting the audio outputs of the circuitry on a per application basis.

7. A processor-implemented method for controlling audio output of a personal computer (PC) comprising:

- providing a graphical user interface that allows a user to selectively mute audio outputs associated with one or more applications running on the PC by selecting a set of the one or more applications, the set of selections comprising a mute setting; and

- saving the mute setting.

8. The processor-implemented method of claim 7 further comprising:

- enabling/disabling audio circuitry of the PC based on the mute setting.

9. The processor-implemented method of claim 7 further comprising:

- dynamically overriding the mute setting in response to an Internet Protocol (IP) telephone call.

10. The processor-implemented method of claim 9 wherein dynamically overriding the mute setting comprises:

- automatically muting all of the one or more applications, except any application associated with management or communication of the IP telephone call;

- resetting the PC to the mute setting upon completion of the IP telephone call.

11. A computer program product comprising a computer useable medium and computer readable code embodied on the computer useable medium, execution of the computer readable code causing the computer program product to:

- provide a graphical user interface that allows a user to selectively mute audio outputs associated with one or more applications running on a computer by clicking one or more boxes corresponding to the one or more applications, a set of clicked/unclicked boxes comprising a mute setting; and

- save the mute setting to a memory.

12. The computer program product of claim 11 wherein execution of the computer readable code further causing the computer program product to:

- execute the mute setting by enabling/disabling audio signals sent to a sound card of the PC.

13. A processor-implemented method for controlling audio output of a personal computer (PC) comprising:

- saving a user setting that identifies a selected set of applications running on the PC; and

- muting audio media associated with a selected set of applications running on the PC.

14. The processor-implemented method of claim 13 further comprising:

dynamically overriding the user setting in response to an Internet Protocol (IP) telephone call.

**15.** The processor-implemented method of claim 14 wherein dynamically overriding the user setting comprises:

automatically muting all active applications on the PC except any application associated with management or communication of the IP telephone call.

**16.** The processor-implemented method of claim 15 further comprising:

resetting the PC to the user setting upon completion of the IP telephone call.

**17.** A computer comprising:

one or more processors to run a plurality of applications, one or more of the applications causing the processor to generate audio signals;

circuitry coupled to receive the audio signals and to generate audio outputs responsive thereto; and

a program for execution by the one or more processors, execution of the program causing the computer to generate a graphical user interface that allows a user to selectively mute audio outputs associated with the one

or more applications by selecting a set of the one or more applications, the set of selections comprising a mute setting, the program further including a global override setting for dynamically overriding the mute setting in response to an Internet Protocol (IP) telephone call, wherein the computer automatically mutes all of the one or more applications, except any application associated with management or communication of the IP telephone call, during the IP telephone call.

**18.** The computer of claim 17 wherein the circuitry comprises a sound card.

**19.** The computer of claim 17 wherein the one or more applications include an application that provides an Internet Protocol (IP) telephone function.

**20.** The computer of claim 17 wherein the one or more applications include an Internet Protocol (IP) call management application.

**21.** The computer of claim 17 further comprising a button, activation of the button invoking the graphical user interface.

\* \* \* \* \*