



US00D406980S

United States Patent [19]
Goodman

[11] Patent Number: Des. 406,980
[45] Date of Patent: **Mar. 23, 1999

[54] **PLATE RACK**
[76] Inventor: **Sheldon H. Goodman**, 30905 Stratford,
Solon, Ohio 44139
[**] Term: **14 Years**
[21] Appl. No.: **83,064**
[22] Filed: **Feb. 4, 1998**
[51] **LOC (6) Cl.** **08-08**
[52] **U.S. Cl.** **D6/566**
[58] **Field of Search** D6/566, 512, 567,
D6/569, 570, 574; 211/13.1, 41.1, 41.7,
86.01, 87.01, 181.1

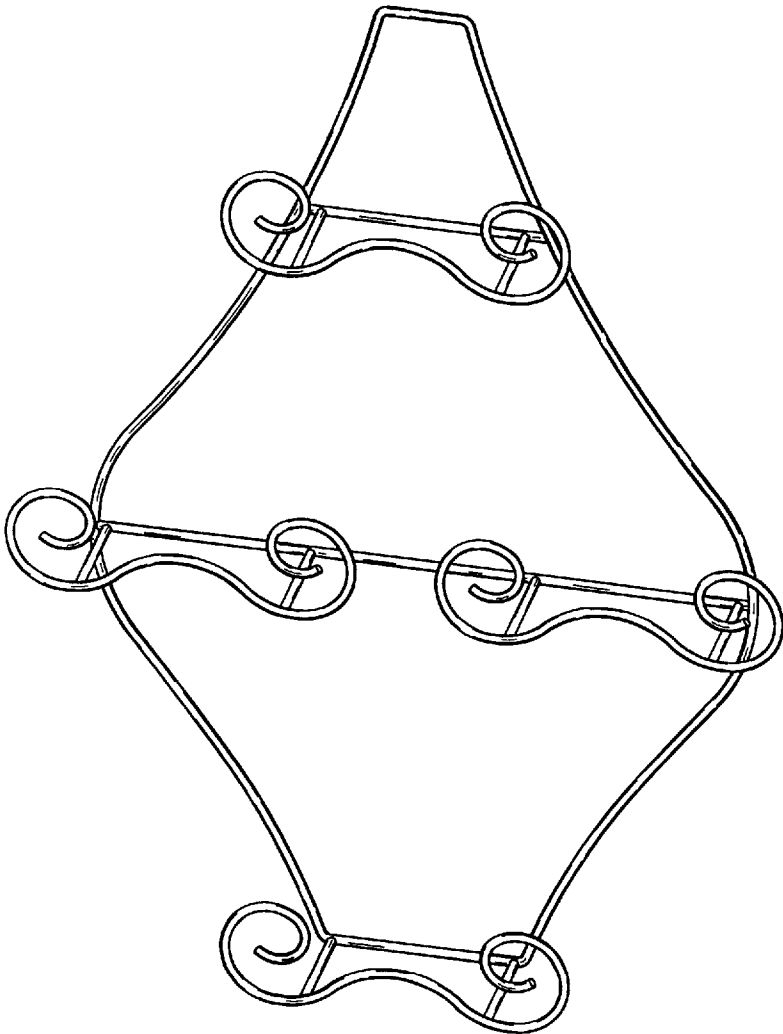
[56] **References Cited**
U.S. PATENT DOCUMENTS
D. 259,159 5/1981 Graybill D6/566 X
D. 337,466 7/1993 Moser D6/570
D. 392,140 3/1998 Goodman D6/566 X

D. 396,372 7/1998 Goodman D6/566
Primary Examiner—Brian N. Vinson
Attorney, Agent, or Firm—Pearne, Gordon, McCoy &
Granger LLP

[57] **CLAIM**
The ornamental design for a plate rack, as shown and
described.

DESCRIPTION
FIG. 1 is a top, front and side perspective view of a plate
rack showing my new design;
FIG. 2 is a front elevational view thereof;
FIG. 3 is a rear elevational view thereof;
FIG. 4 is a right side elevational view thereof, the left side
elevational view being a mirror image;
FIG. 5 is a top plan view thereof; and,
FIG. 6 is a bottom plan view thereof.

1 Claim, 2 Drawing Sheets



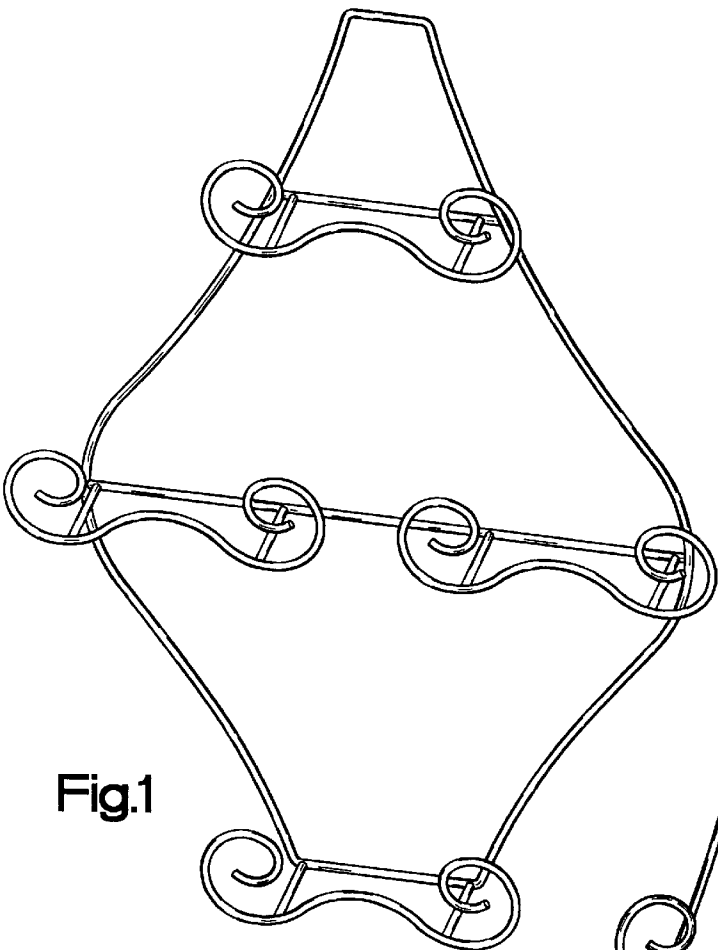


Fig.1

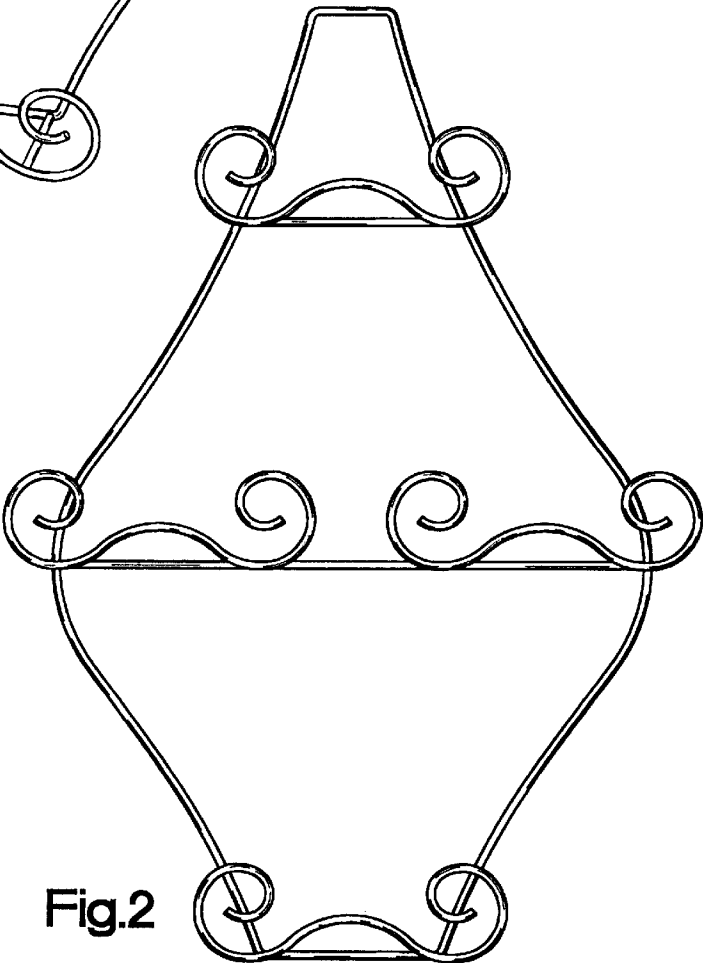


Fig.2

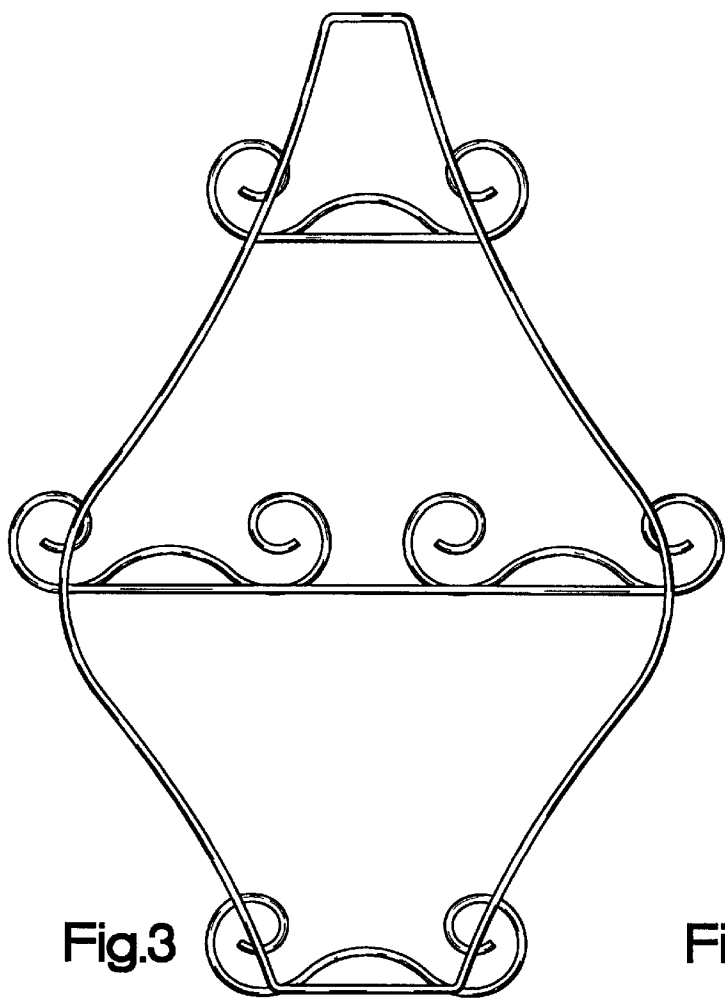


Fig.3

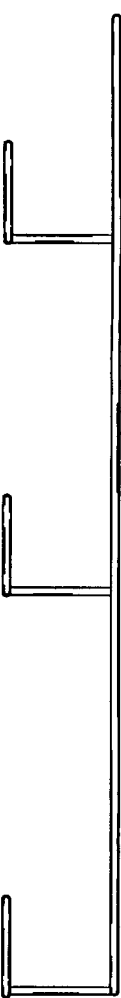


Fig.4




Fig.5



Fig.6