



(12) **United States Design Patent**  
**Chang**

(10) **Patent No.:** **US D930,586 S**  
(45) **Date of Patent:** **\*\* \*Sep. 14, 2021**

(54) **MOTOR ASSEMBLY OF AN ELECTRIC SCOOTER**

3,353,042 A \* 11/1967 Baumann ..... H02K 9/14  
310/57  
D217,674 S \* 5/1970 Jaeschke ..... D13/122  
D245,499 S \* 8/1977 Andreas ..... D13/112

(71) Applicant: **FUKUTA ELECTRIC & MACHINERY CO., LTD.**, Taichung (TW)

(Continued)

(72) Inventor: **Chin Feng Chang**, Taichung (TW)

(73) Assignee: **FUKUTA ELECTRIC & MACHINERY CO., LTD.**, Taichung (TW)

(\* ) Notice: This patent is subject to a terminal disclaimer.

(\*\*) Term: **15 Years**

(21) Appl. No.: **29/767,759**

(22) Filed: **Jan. 25, 2021**

**Related U.S. Application Data**

(63) Continuation-in-part of application No. 29/672,616, filed on Dec. 6, 2018, now abandoned.

(51) **LOC (13) Cl.** ..... **13-01**

(52) **U.S. Cl.**  
USPC ..... **D13/112**

(58) **Field of Classification Search**

USPC ..... D15/1-5, 148; D13/112-114, 122, 184  
CPC ..... B60L 9/00; B60L 9/02; B60L 9/16; B60L 9/32; B60L 9/005; B60L 1/00; B60L 58/12; H02K 1/82; H02K 26/00; H02K 5/22; H02K 5/18; H02K 11/00; H02K 15/00; H02K 15/14; H02K 15/16; H02K 19/06; H02K 9/00; H02K 3/50; H02K 1/16; H02K 5/161

See application file for complete search history.

(56) **References Cited**

**U.S. PATENT DOCUMENTS**

D138,774 S \* 9/1944 Hodges ..... D13/113  
D207,401 S \* 4/1967 Andrews ..... D13/114

**OTHER PUBLICATIONS**

Dayton, 1/4 hp 6 RPM 115V Dayton AC Parallel Shaft (Rotisserie) Gear Motor# 1LPP7, (site visited May 30, 2020), Electric Motor Warehouse, URL:<<https://www.electricmotorwarehouse.com/1-4-hp-6-rpm-115v-dayton-ac-parallel-shaft-rotisserie-gear-motor-1lpp7/>> (Year: 2020).\*

(Continued)

*Primary Examiner* — Brandon M Rosati

*Assistant Examiner* — Mark T. Philipps

(74) *Attorney, Agent, or Firm* — Sinorica, LLC

(57) **CLAIM**

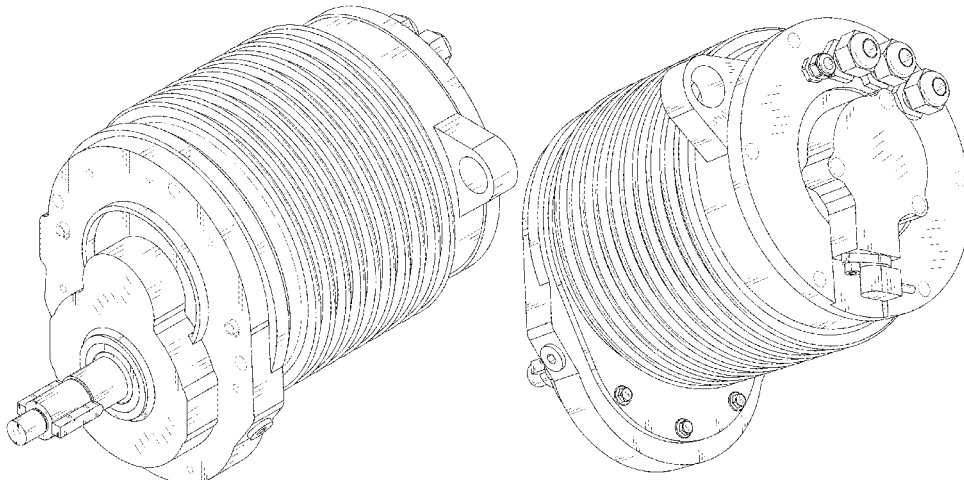
The ornamental design for a motor assembly of an electric scooter, as shown.

**DESCRIPTION**

FIG. 1 is a front-right-top perspective view of a motor assembly of an electric scooter in accordance with the present invention; FIG. 2 is a front-left-bottom perspective view thereof; FIG. 3 is a rear-right-bottom perspective view thereof; FIG. 4 is a rear-left-top view perspective view thereof; FIG. 5 is a front view thereof; FIG. 6 is a rear view thereof; FIG. 7 is a left view thereof; FIG. 8 is a right view thereof; FIG. 9 is a top view thereof; and, FIG. 10 is a bottom view thereof.

The broken lines in the drawings are for the purpose of illustrating portions of the motor assembly of an electric scooter that form no part of the claimed design.

**1 Claim, 10 Drawing Sheets**



(56)

References Cited

U.S. PATENT DOCUMENTS

D281,239 S \* 11/1985 Stevens ..... D13/113  
 D314,550 S \* 2/1991 Sieber ..... D13/112  
 D398,285 S \* 9/1998 Becker ..... D13/114  
 D429,216 S \* 8/2000 Hemphill ..... D12/114  
 D431,572 S \* 10/2000 Antony ..... D15/5  
 D447,148 S \* 8/2001 Antony ..... D15/7  
 6,720,689 B2 \* 4/2004 Agnes ..... H02K 1/185  
 310/43  
 D527,739 S \* 9/2006 De Luca ..... D15/5  
 D573,091 S \* 7/2008 Shih ..... D13/112  
 D576,941 S \* 9/2008 Evon ..... D13/112  
 D578,063 S \* 10/2008 Lannoch ..... D13/112  
 D593,943 S \* 6/2009 Lannoch ..... D13/112  
 D673,667 S \* 1/2013 McElveen ..... D23/370  
 D682,784 S \* 5/2013 Tomczak ..... D13/114  
 D766,828 S \* 9/2016 Yamada ..... D13/112  
 D776,055 S \* 1/2017 Wallace ..... D13/122  
 D801,925 S \* 11/2017 Andersson ..... D13/112  
 D823,251 S \* 7/2018 Battistella ..... D13/112  
 D823,802 S \* 7/2018 Battistella ..... D13/112

D829,171 S \* 9/2018 Niznicenko ..... D13/112  
 D833,972 S \* 11/2018 Pflueger ..... D13/112  
 D836,551 S \* 12/2018 Kaneko ..... D13/112  
 D857,628 S \* 8/2019 Chen ..... D13/112  
 10,518,622 B1 \* 12/2019 Chang ..... B60K 7/0007  
 D877,200 S \* 3/2020 Melde ..... D15/5  
 D883,928 S \* 5/2020 Lust ..... D13/112  
 2003/0230942 A1 \* 12/2003 Okubo ..... H02K 11/01  
 310/89

OTHER PUBLICATIONS

Fukuta Electric and Machine Co., Ltd., "Electric Vehicle, boat Motor", (site visited May 30, 2020), Exporters India, URL:<<https://www.exportersindia.com/fukuta-elec-mach-co/electric-vehicle-motor-boat-motor-taiwan-858914.htm>> (Year: 2020).  
 Uxcell, uxcell 12V DC 11RPM(Test Value) Gear Motor High Torque Electric Micro Speed Reduction Geared Motor Eccentric Output Shaft, (site visited May 30, 2020), Amazon.com, URL:<<https://www.amazon.com/uxcell-Torque-Electric-Reduction-Eccentric/dp/B01KTYOYA8>> (Year: 2020).\*

\* cited by examiner

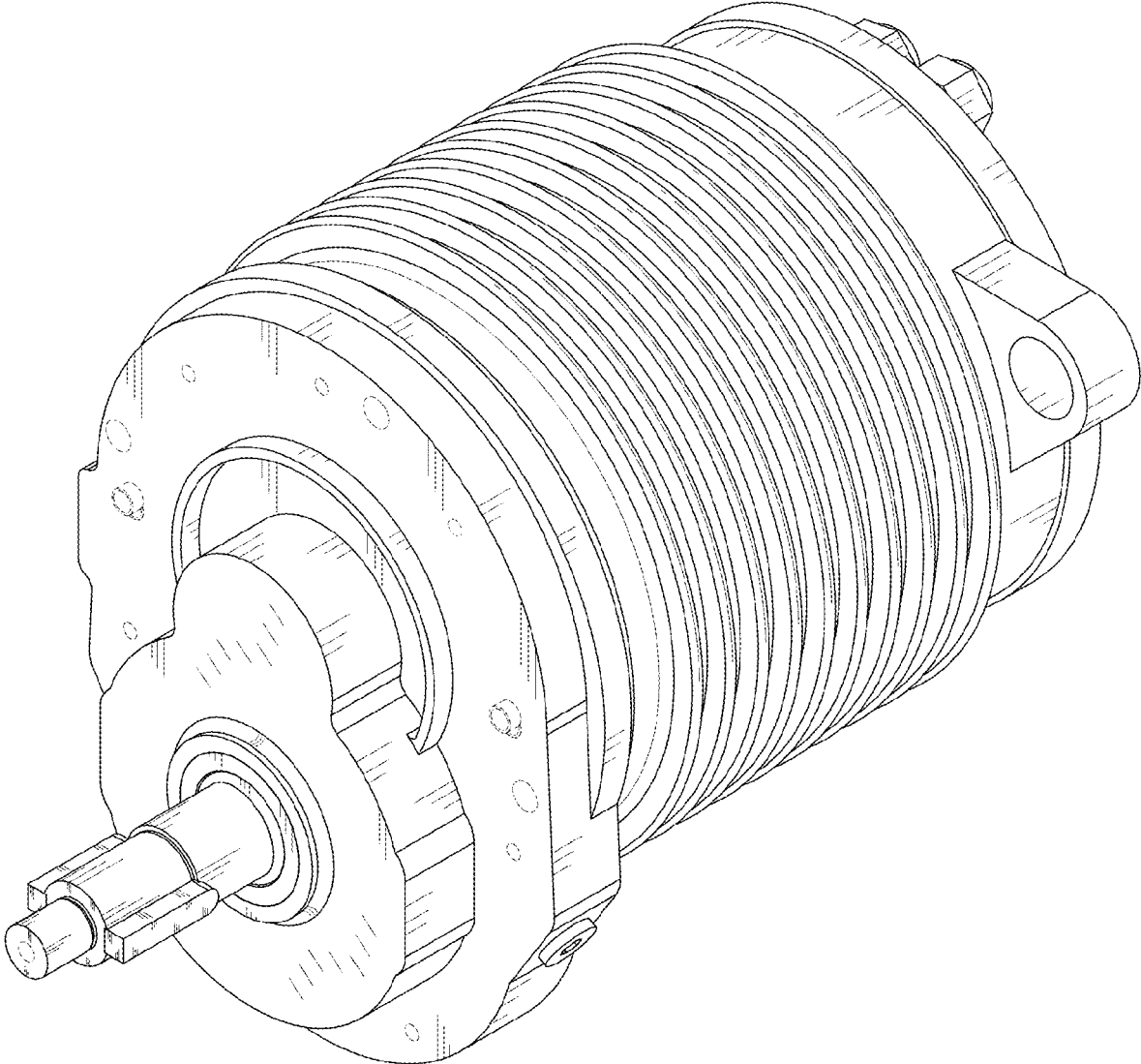


FIG. 1

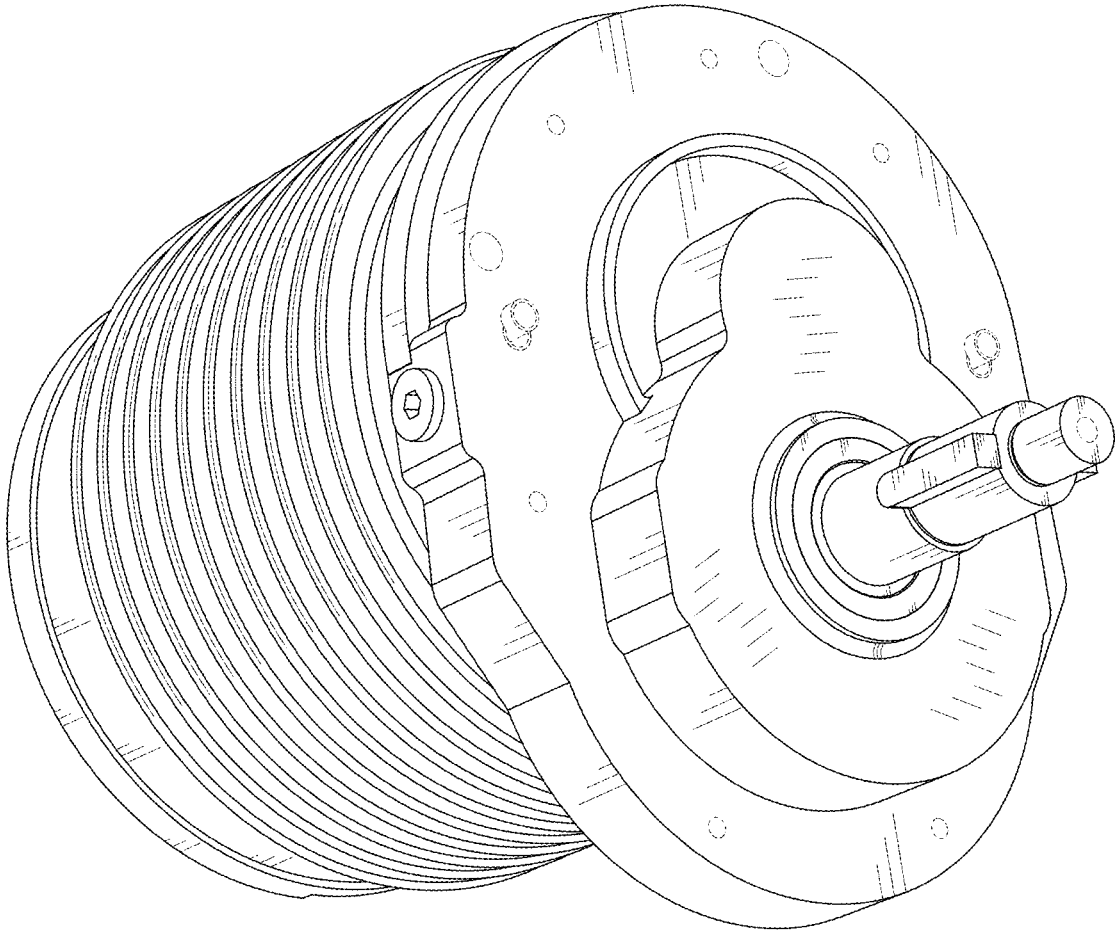


FIG. 2

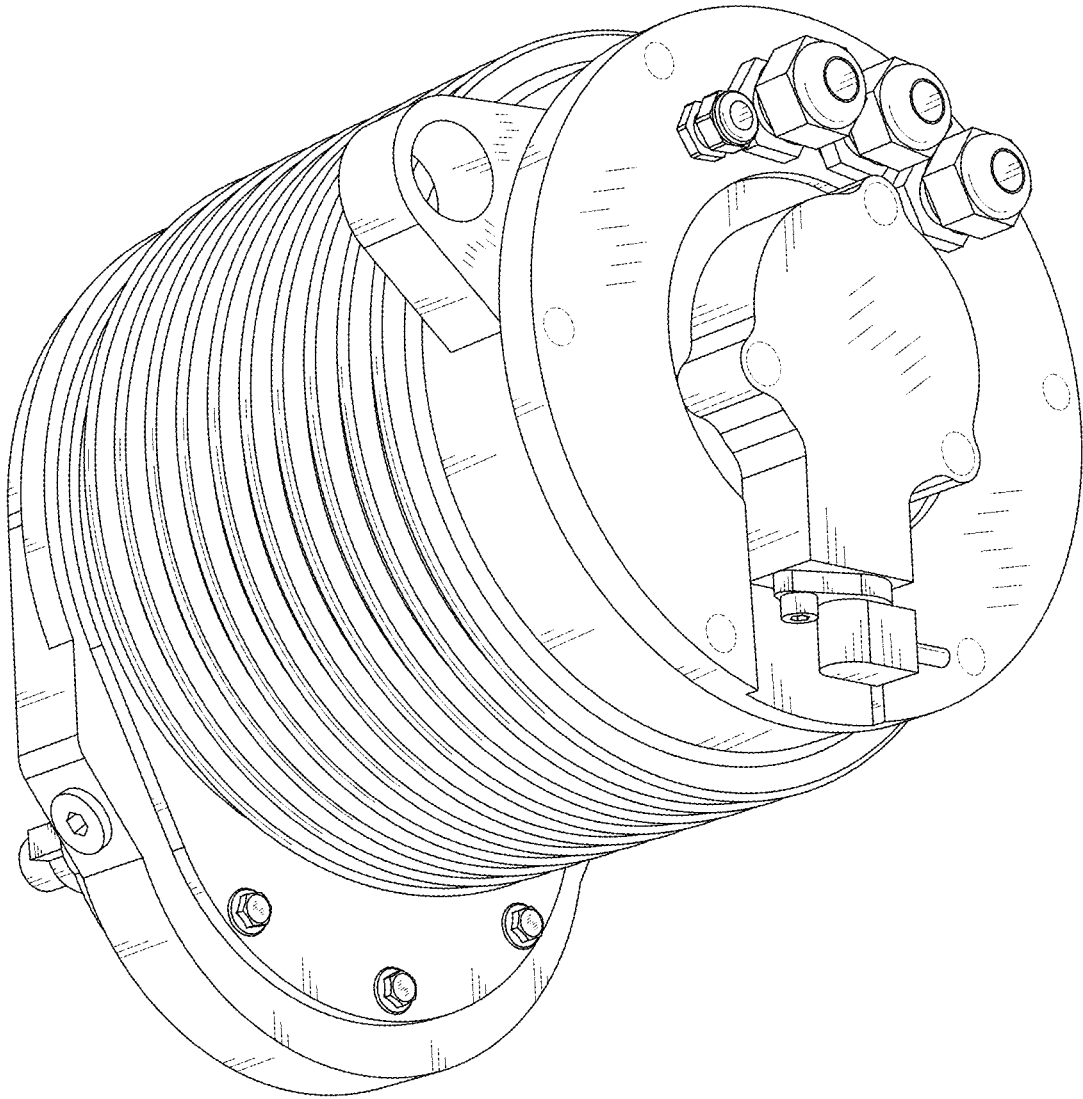


FIG. 3

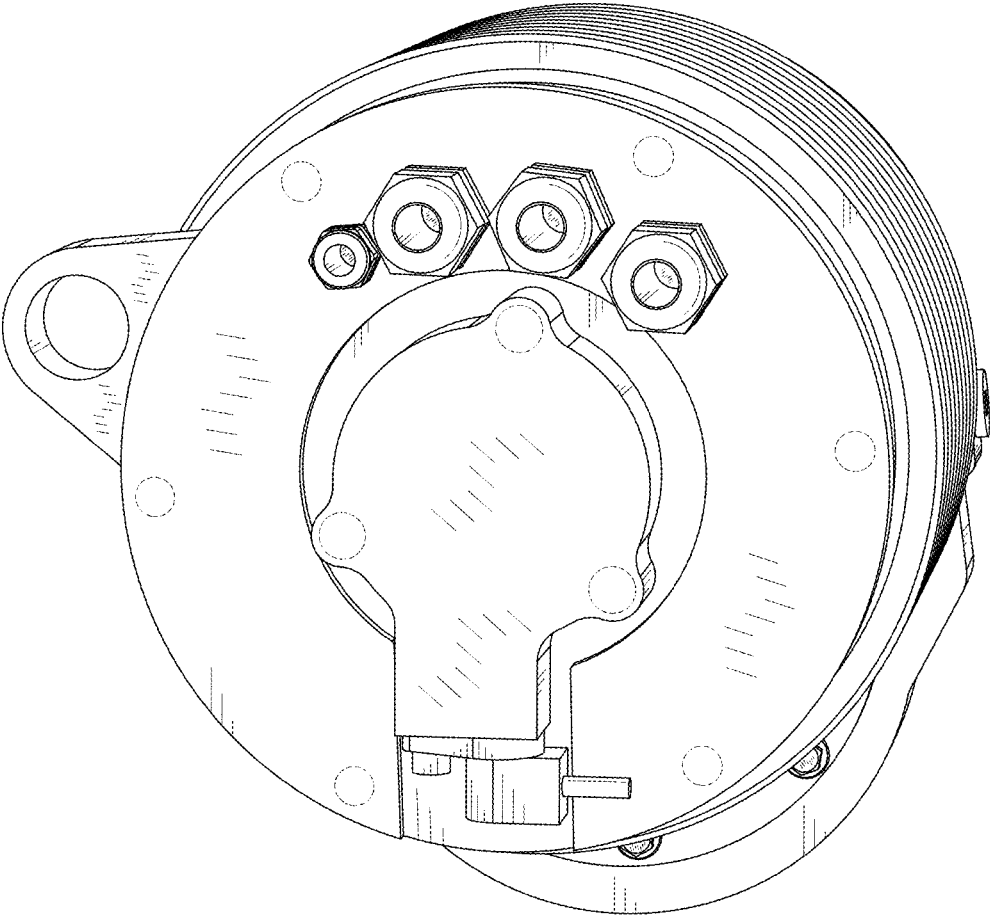


FIG. 4

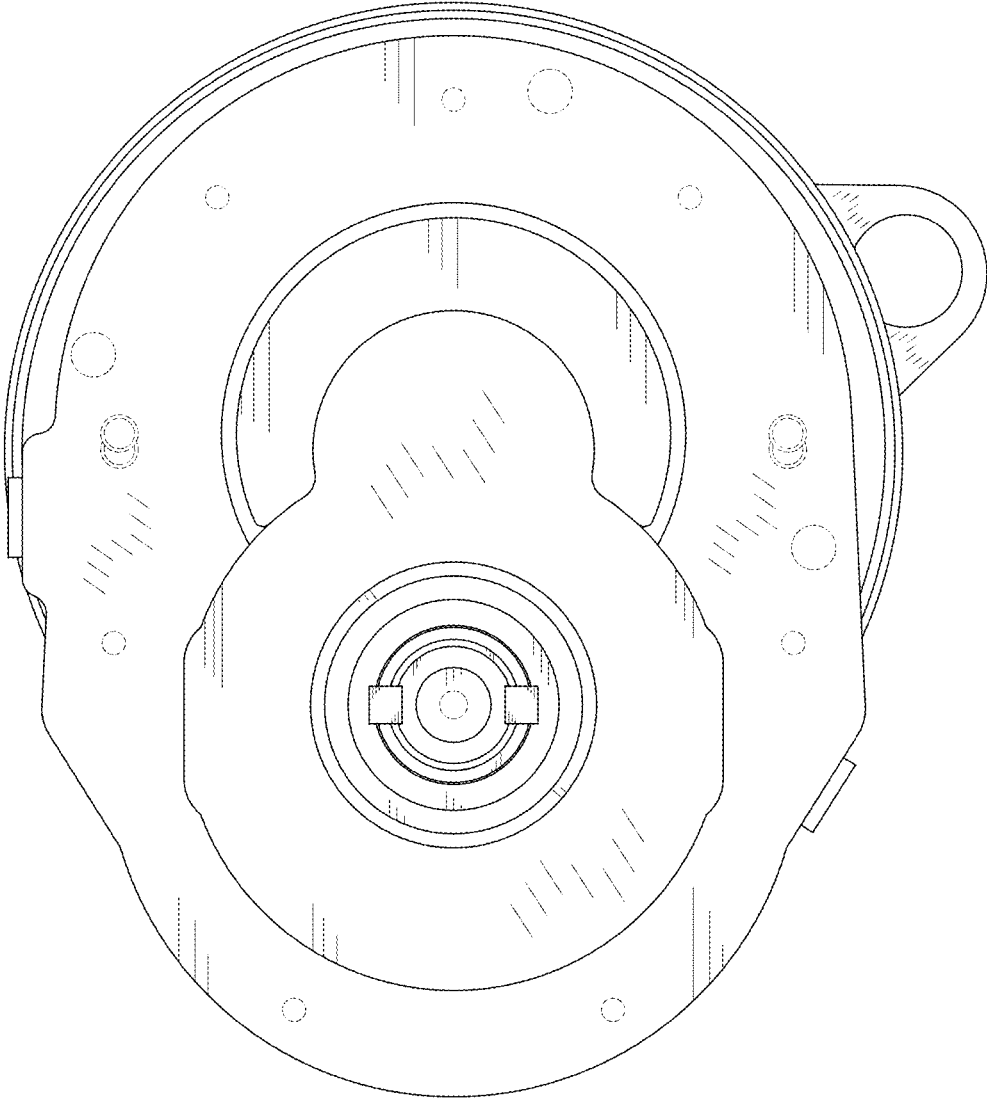


FIG. 5

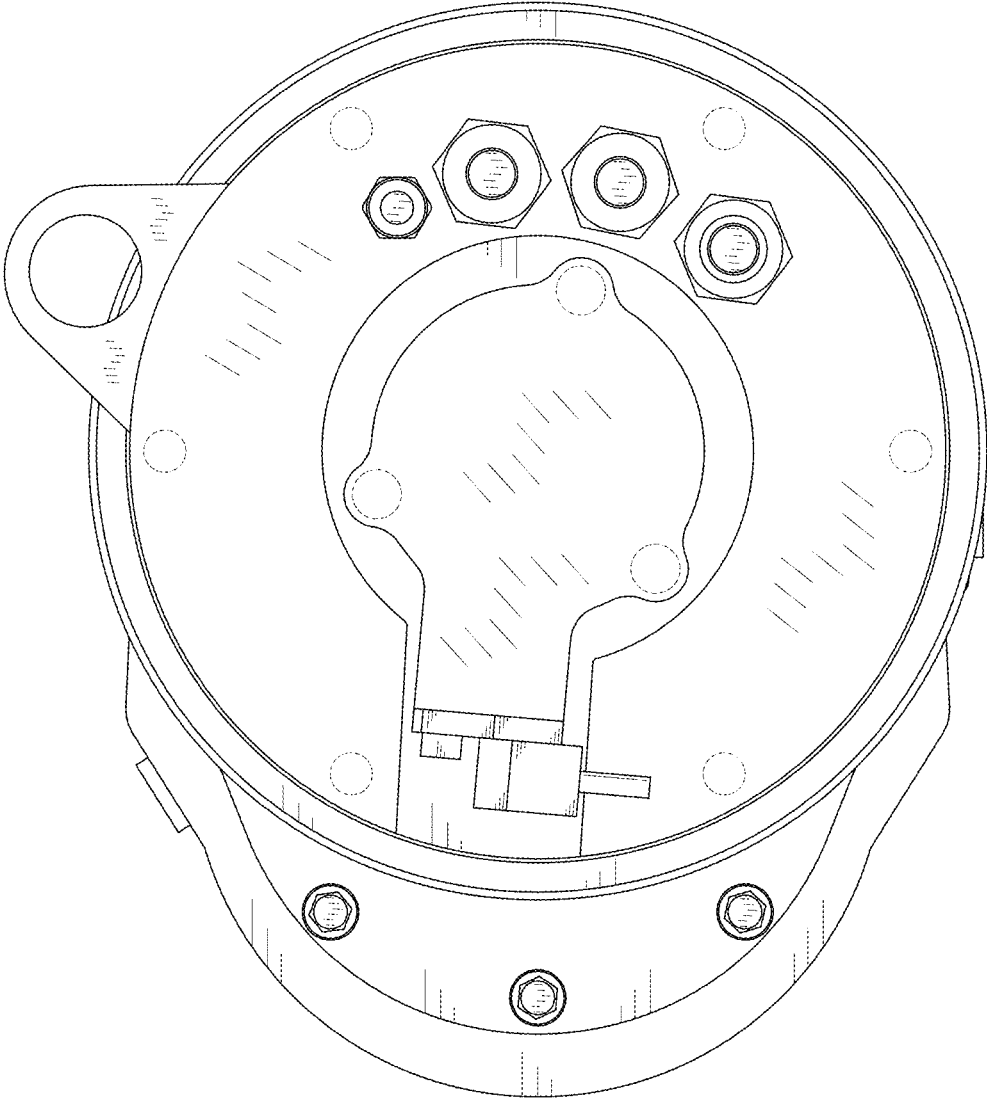


FIG. 6

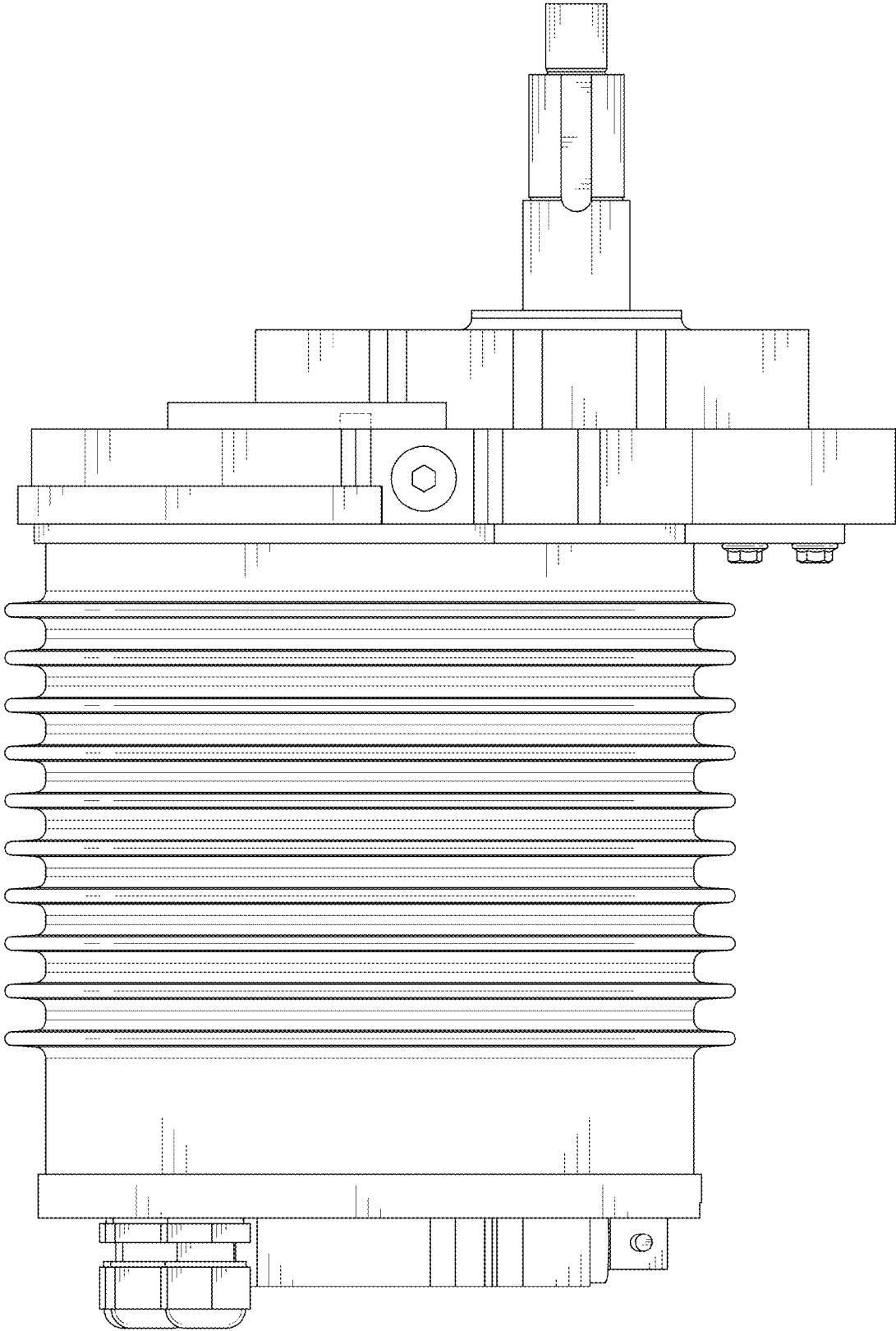


FIG. 7

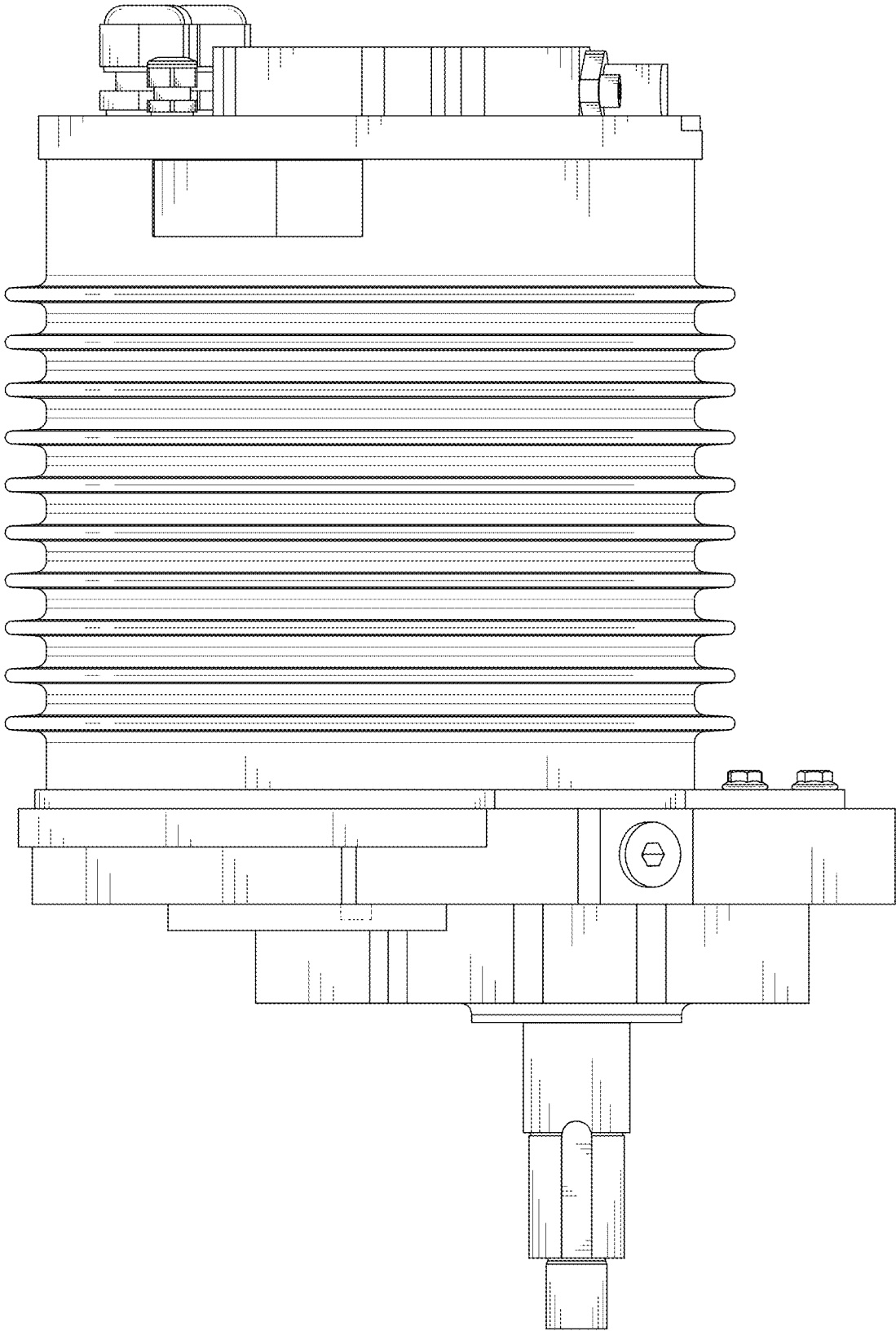


FIG. 8

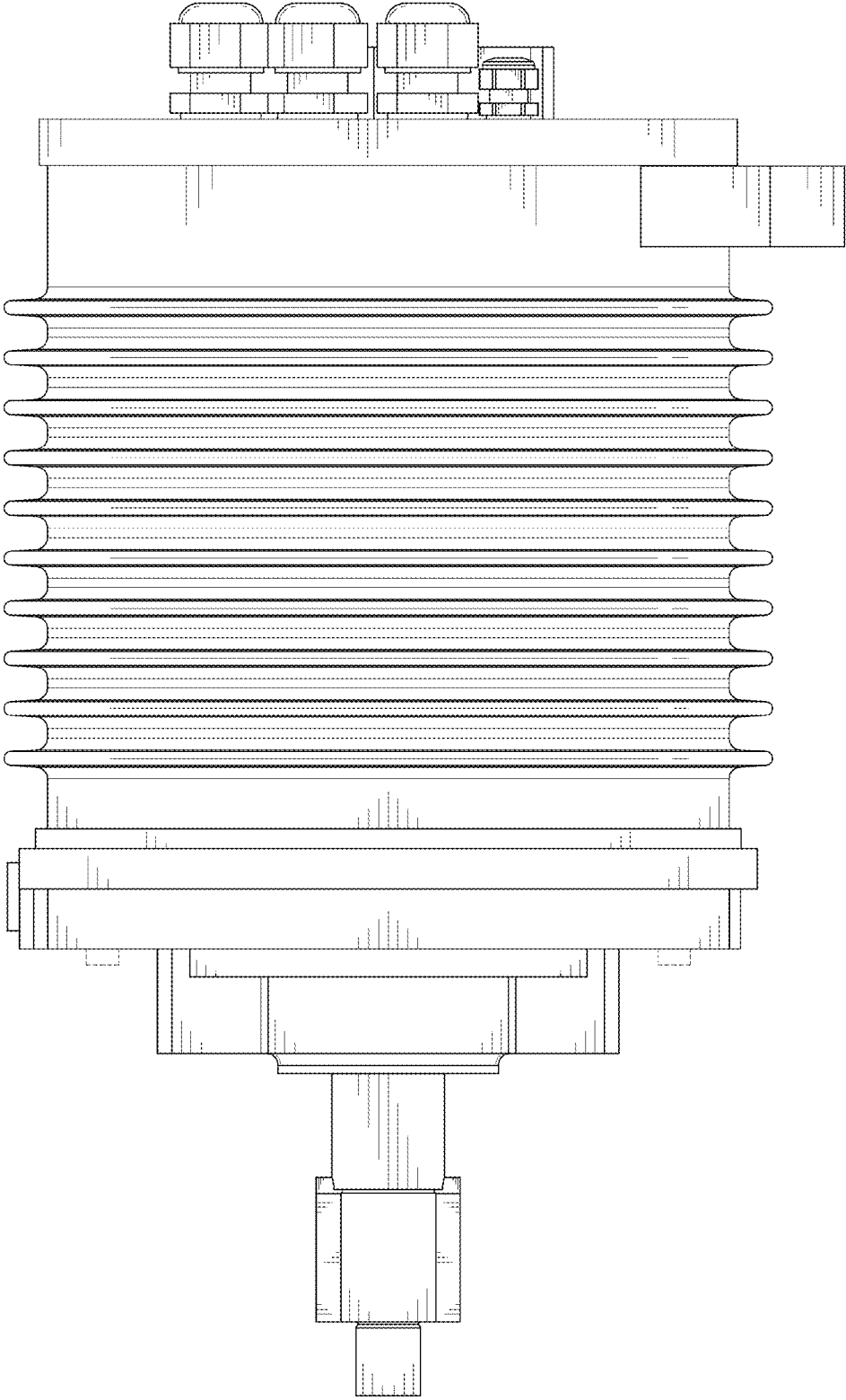


FIG. 9

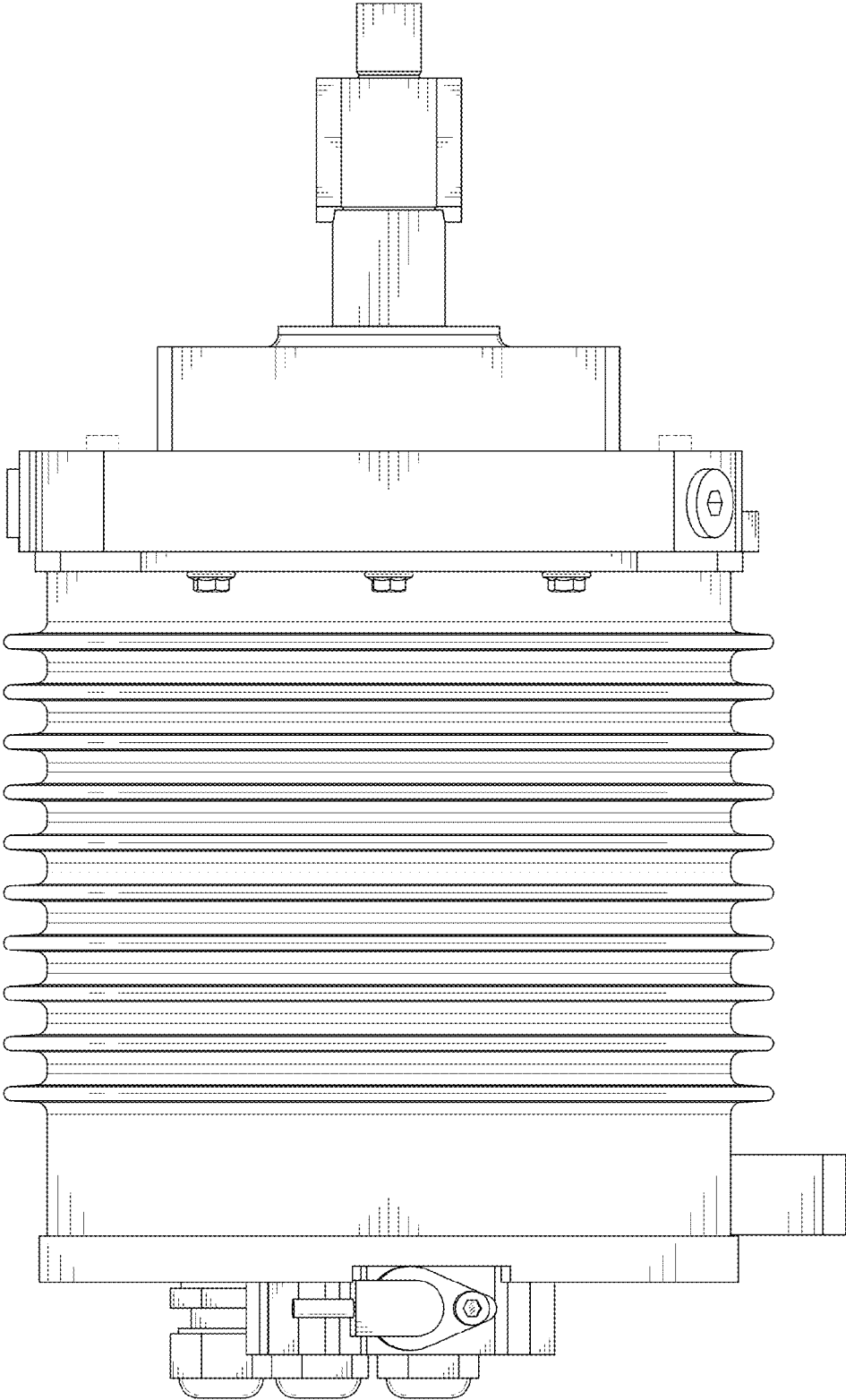


FIG. 10