



US00D910787S

(12) **United States Design Patent**
Gong

(10) **Patent No.:** **US D910,787 S**

(45) **Date of Patent:** **** Feb. 16, 2021**

(54) **RACKET**

(71) Applicant: **Minchong Gong**, Guangdong (CN)

(72) Inventor: **Minchong Gong**, Guangdong (CN)

(**) Term: **15 Years**

(21) Appl. No.: **29/698,941**

(22) Filed: **Jul. 22, 2019**

(30) **Foreign Application Priority Data**

Jul. 6, 2019 (CN) 2019 3 0357695

(51) **LOC (13) Cl.** **21-02**

(52) **U.S. Cl.**

USPC **D21/729**

(58) **Field of Classification Search**

USPC D21/729-732; D3/1-4

CPC A63B 59/40; A63B 59/42; A63B 59/45;
A63B 59/20; A63B 51/00; A63B
2102/16; A63B 60/00; A63B 60/46; A63B
2102/00; A63B 2102/10; A63B 2102/12;
A63B 2102/26; A63B 2102/28; A63B
2102/30; A63B 2102/38

See application file for complete search history.

2,328,366 A * 8/1943 Timmermann A63B 59/40
473/529

D240,055 S * 5/1976 Marks D21/732

D246,263 S * 11/1977 Spivey, II D21/732

D251,514 S * 4/1979 Spivey, II D21/732

D259,800 S * 7/1981 Gearhart, II D21/731

4,379,554 A * 4/1983 Schuyler A63B 59/40
473/530

D283,240 S * 4/1986 Melby D21/730

D285,682 S * 9/1986 Lee D14/143

D294,639 S * 3/1988 Croll D21/731

D307,930 S * 5/1990 Sokol D21/731

D316,125 S * 4/1991 Poulakis D21/731

D339,394 S * 9/1993 Richards D21/729

D359,780 S * 6/1995 Sokol D21/731

D501,521 S * 2/2005 Reynolds D21/731

D539,369 S * 3/2007 Makowsky D21/729

D591,805 S * 5/2009 Harms D21/729

D620,061 S * 7/2010 Morrison D21/731

D620,245 S * 7/2010 Harris D3/1

D836,736 S * 12/2018 Kowalke D21/729

D846,674 S * 4/2019 Yan D21/756

(Continued)

Primary Examiner — Mitchell I. Siegel
 (74) *Attorney, Agent, or Firm* — Muncy, Geissler, Olds & Lowe, P.C.

(57) **CLAIM**

The ornamental design for a racket, as shown and described.

(56) **References Cited**

U.S. PATENT DOCUMENTS

1,536,255 A * 5/1925 Beal A63B 60/06
473/530

1,961,473 A * 6/1934 Baltzley A63B 60/08
473/529

1,986,154 A * 1/1935 Marks A63B 59/40
473/527

D103,243 S * 2/1937 Magnus D21/731

2,293,312 A * 8/1942 Sewell A63B 60/24
473/529

2,311,546 A * 2/1943 Hurt A63B 60/10
473/529

DESCRIPTION

FIG. 1 is a front elevational view of a racket showing my new design;

FIG. 2 is a rear elevational view thereof;

FIG. 3 is a left side view thereof;

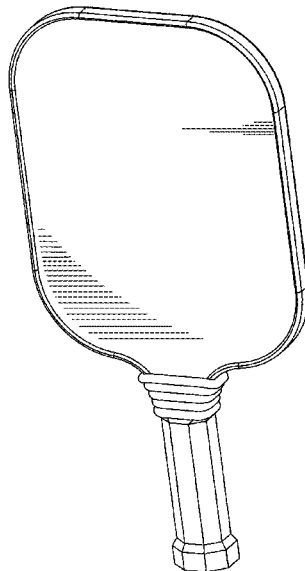
FIG. 4 is a right side view thereof;

FIG. 5 is a top plan view thereof;

FIG. 6 is a bottom plan view thereof; and,

FIG. 7 is a perspective view thereof.

1 Claim, 7 Drawing Sheets



(56)

References Cited

U.S. PATENT DOCUMENTS

D847,283	S *	4/2019	Yan	D21/753
2016/0107053	A1 *	4/2016	Pree	A63B 59/42
					473/529
2016/0250533	A1 *	9/2016	O'Rourke	A63B 59/42
					473/527
2017/0021247	A1 *	1/2017	Marvin	A63B 59/42
2017/0021248	A1 *	1/2017	Marvin	A63B 59/42
2017/0136325	A1 *	5/2017	Fox	A63B 60/54
2018/0104555	A1 *	4/2018	Taylor	A63B 59/45

* cited by examiner

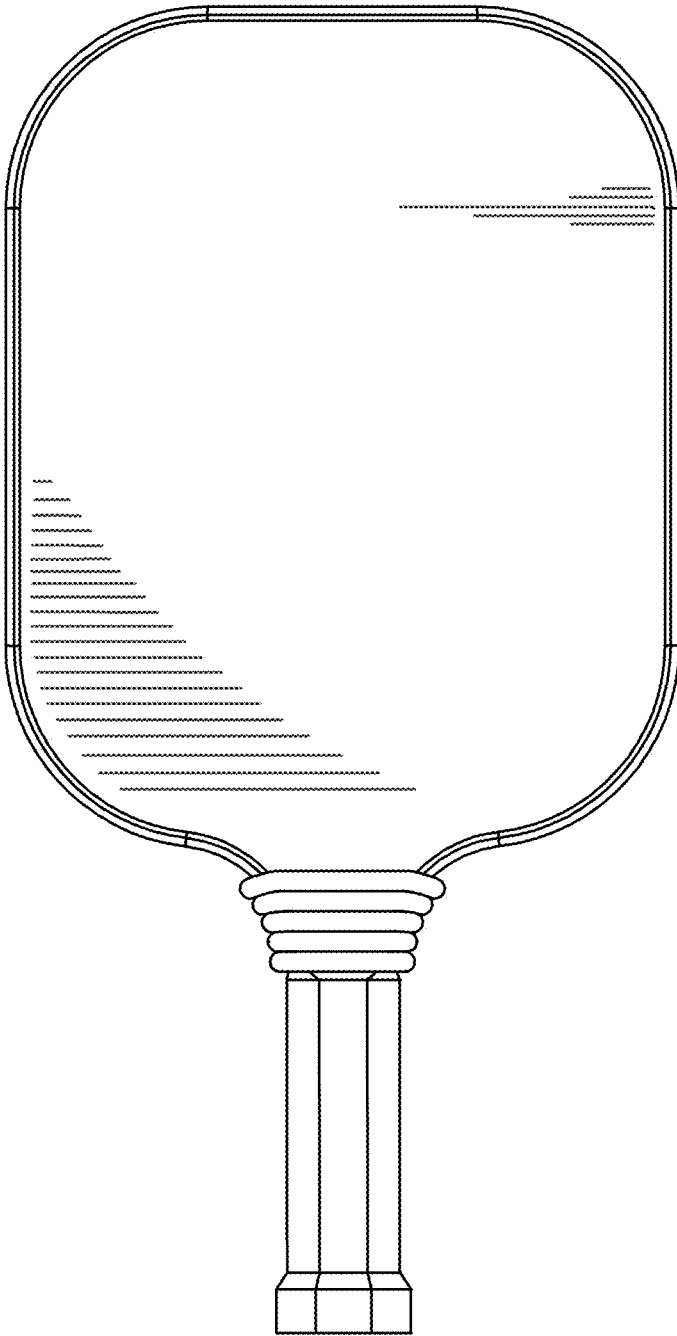


FIG. 1

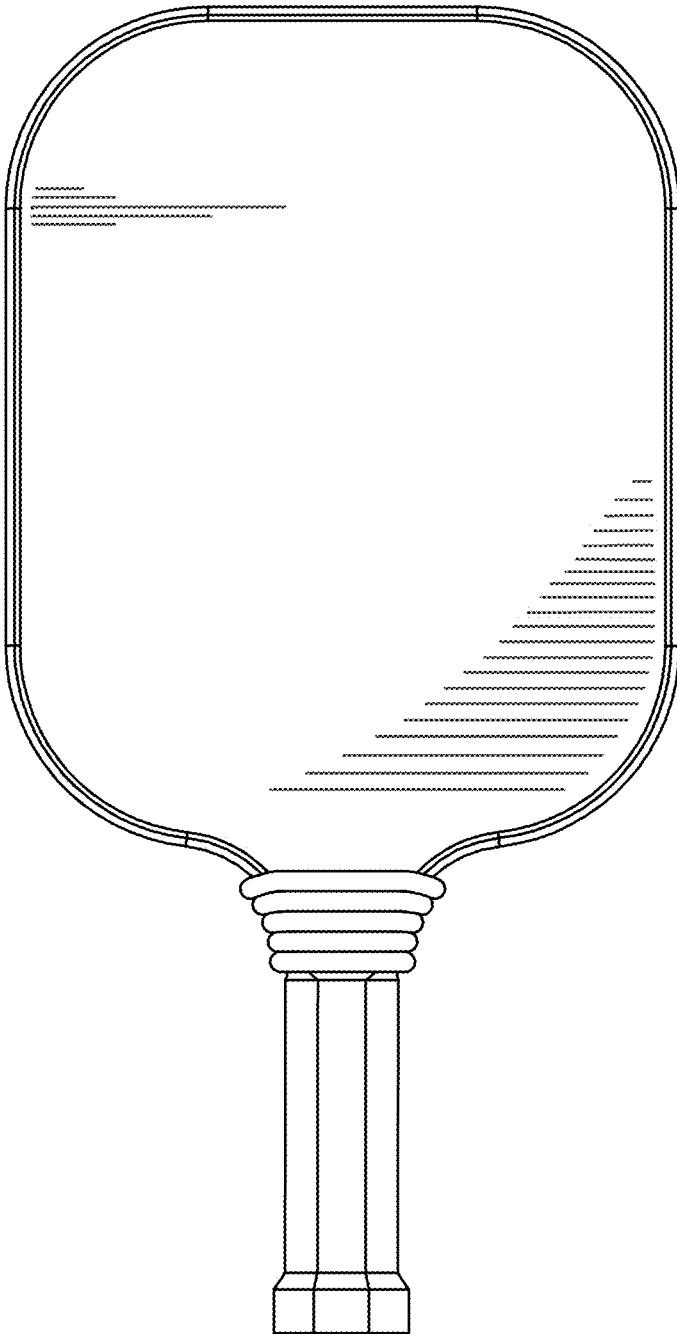


FIG. 2

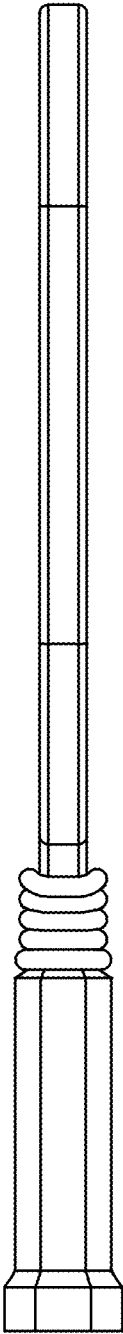


FIG. 3

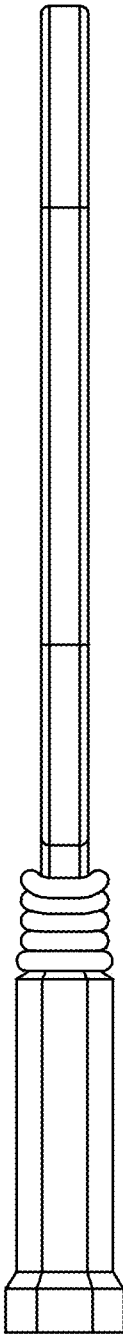


FIG. 4

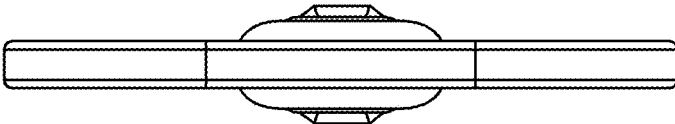


FIG. 5



FIG. 6

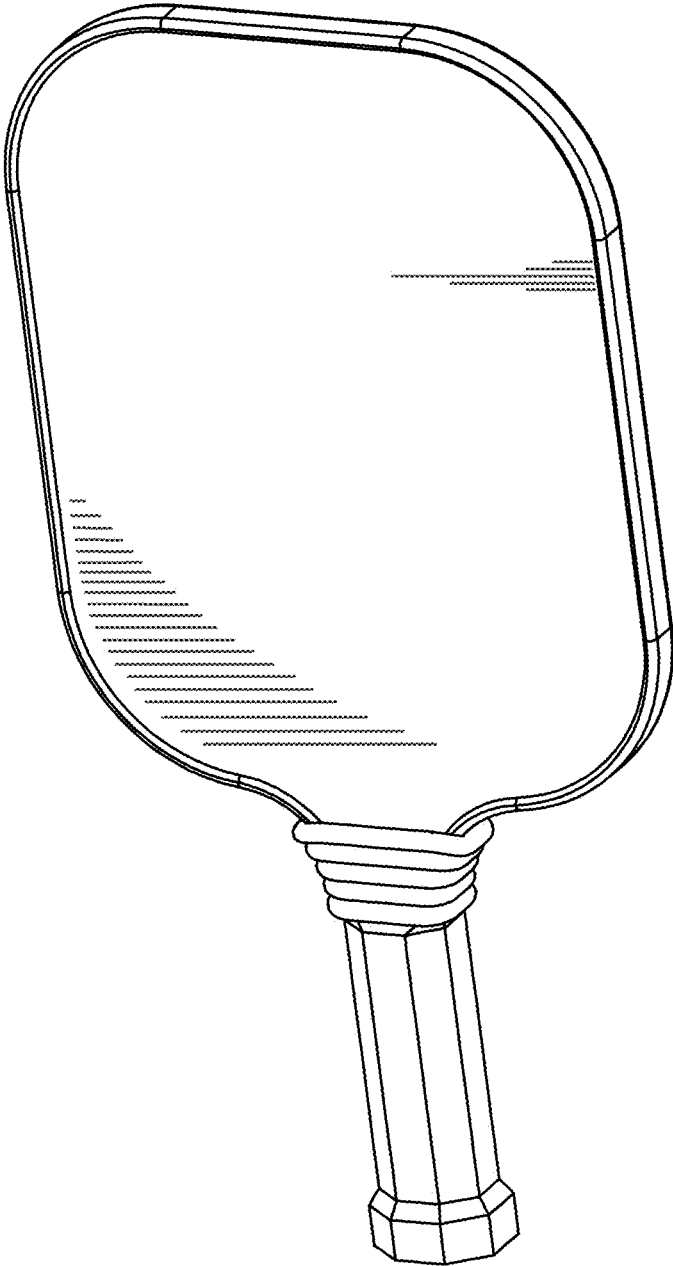


FIG. 7