



US00D775129S

(12) **United States Design Patent** (10) **Patent No.:** **US D775,129 S**
Zellweger et al. (45) **Date of Patent:** **** Dec. 27, 2016**

- (54) **HEAD MOUNTED DISPLAY**
- (71) Applicant: **HTC CORPORATION**, Taoyuan (TW)
- (72) Inventors: **Claude Zellweger**, San Francisco, CA (US); **Brent Edward Barberis**, San Francisco, CA (US); **Catherine Sayim Kim**, San Francisco, CA (US); **Carl Samuel Conlee, IV**, San Francisco, CA (US); **Benjamin Kai Norman Robertson**, San Francisco, CA (US)
- (73) Assignee: **HTC Corporation**, Taoyuan (TW)
- (**) Term: **15 Years**
- (21) Appl. No.: **29/569,447**
- (22) Filed: **Jun. 28, 2016**

Related U.S. Application Data

- (62) Division of application No. 29/517,944, filed on Feb. 18, 2015, now Pat. No. Des. 763,256.
- (51) **LOC (10) Cl.** **14-02**
- (52) **U.S. Cl.**
USPC **D14/372**
- (58) **Field of Classification Search**
USPC D14/372, 496, 432, 371, 125, 126, 129, D14/299; D16/300-342; 351/158, 153, 351/144; 345/7-9, 905; 455/344; 348/115, 348/53, 121, 739
CPC G02B 27/017; G02B 27/0158; G02B 27/0161; G02B 27/0181; G02B 27/0185; G02B 27/0189
See application file for complete search history.

References Cited

U.S. PATENT DOCUMENTS

- D338,514 S 8/1993 Holmes
- D363,482 S 10/1995 Robinson et al.

- D369,595 S 5/1996 Kober et al.
- D375,495 S 11/1996 MacIness et al.
- D415,146 S 10/1999 Hori
- D440,967 S 4/2001 Jung
- D645,862 S 9/2011 Paul
- D669,471 S 10/2012 Hwang et al.
- D687,434 S 8/2013 Serota
- D701,206 S 3/2014 Luckey et al.
- D704,706 S 5/2014 Serota
- D719,953 S 12/2014 Nokuo et al.
- D727,318 S * 4/2015 Garcia Marin D14/372
- D732,028 S * 6/2015 Kim D14/372
- D738,374 S 9/2015 Luckey et al.
- D739,855 S 9/2015 Bosveld et al.

(Continued)

FOREIGN PATENT DOCUMENTS

- JP 1502748 S 7/2015
- JP 1536193 S 10/2015

(Continued)

Primary Examiner — Austin Murphy

(74) *Attorney, Agent, or Firm* — Birch, Stewart, Kolasch & Birch, LLP

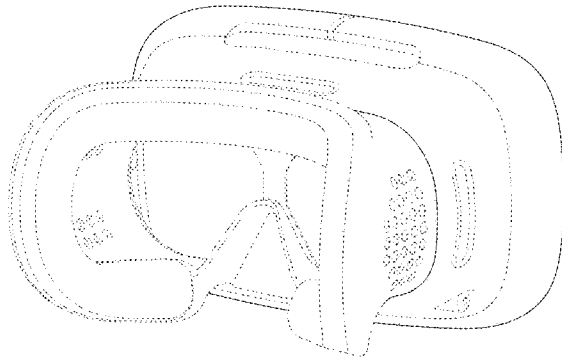
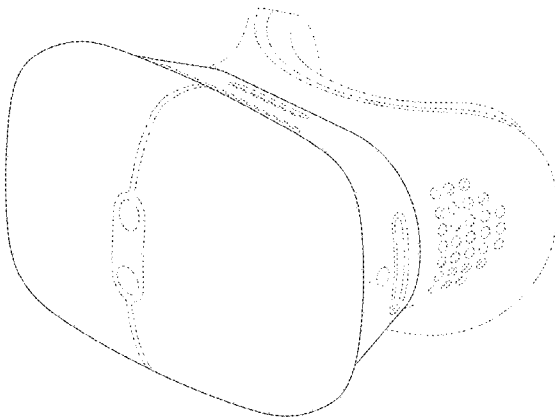
(57) **CLAIM**

The ornamental design for head mounted display, as shown and described.

DESCRIPTION

FIG. 1 is a front perspective view of a head mounted display in accordance with our new design; FIG. 2 is a front view thereof; FIG. 3 is a rear view thereof; FIG. 4 is a left side view thereof; FIG. 5 is a right side view thereof; FIG. 6 is a top plan view thereof; FIG. 7 is a bottom plan view thereof; and, FIG. 8 is a rear perspective view thereof. The broken lines throughout the views form no part of the claimed design.

1 Claim, 8 Drawing Sheets



(56)

References Cited

U.S. PATENT DOCUMENTS

D740,810	S	10/2015	Bosveld et al.	
D740,815	S	10/2015	Bosveld et al.	
D741,323	S	*	10/2015	Bosveld D14/372
D741,324	S		10/2015	Bosveld et al.
D741,327	S	*	10/2015	Reznik D14/372
D741,858	S		10/2015	Bosveld et al.
D749,580	S	*	2/2016	Kim D14/372
D749,583	S	*	2/2016	Luckey D14/372
D750,074	S	*	2/2016	Coz D14/372
D751,072	S	*	3/2016	Lyons D14/372
D753,111	S	*	4/2016	Fei D14/372
D753,112	S	*	4/2016	Fei D14/372
D753,113	S	*	4/2016	Fei D14/372
D759,654	S	*	6/2016	Sullivan D14/372
D761,258	S	*	7/2016	Zellweger D14/372
D763,256	S	*	8/2016	Zellweger D14/372
D764,466	S	*	8/2016	Kim D14/372
D765,658	S	*	9/2016	Spio D14/372
D766,896	S	*	9/2016	Li D14/372

FOREIGN PATENT DOCUMENTS

JP	1536194	S	10/2015
TW	D169753	S	8/2015

* cited by examiner

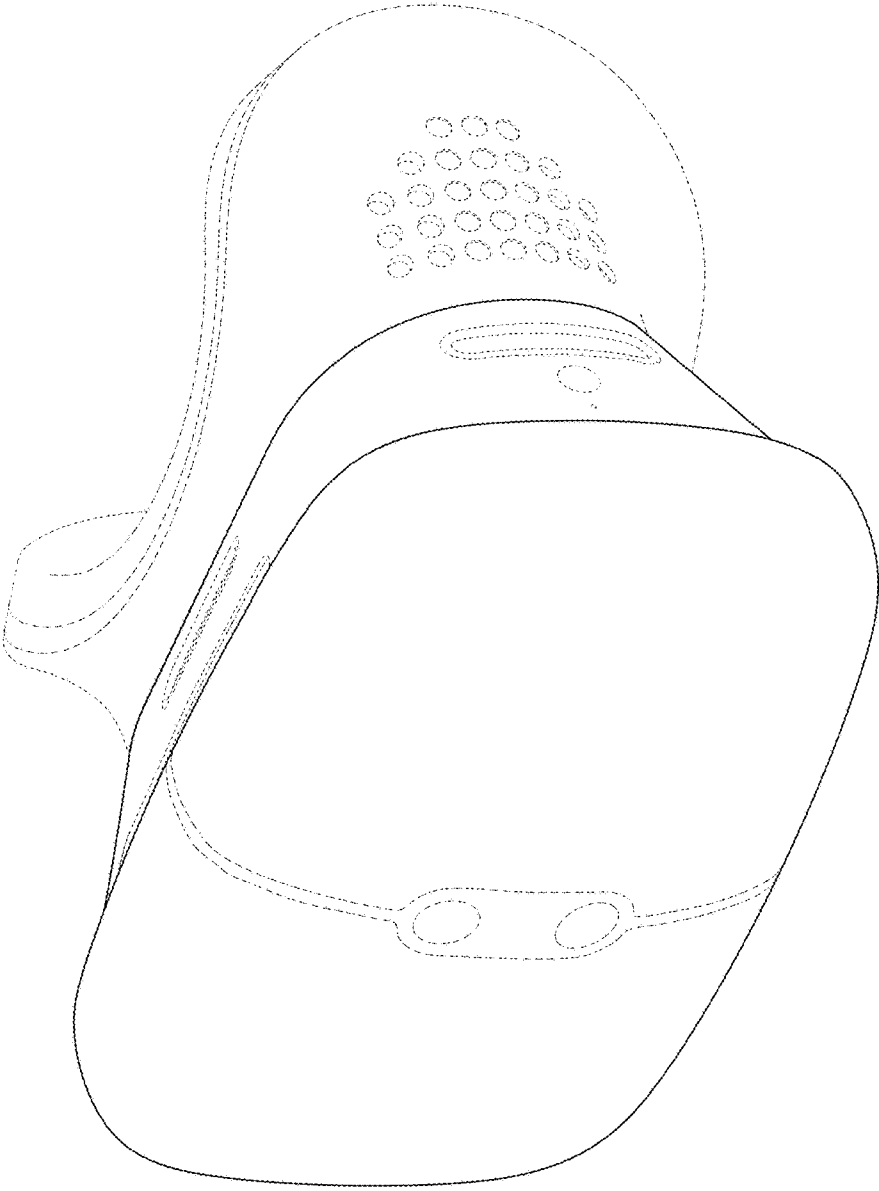


FIG. 1

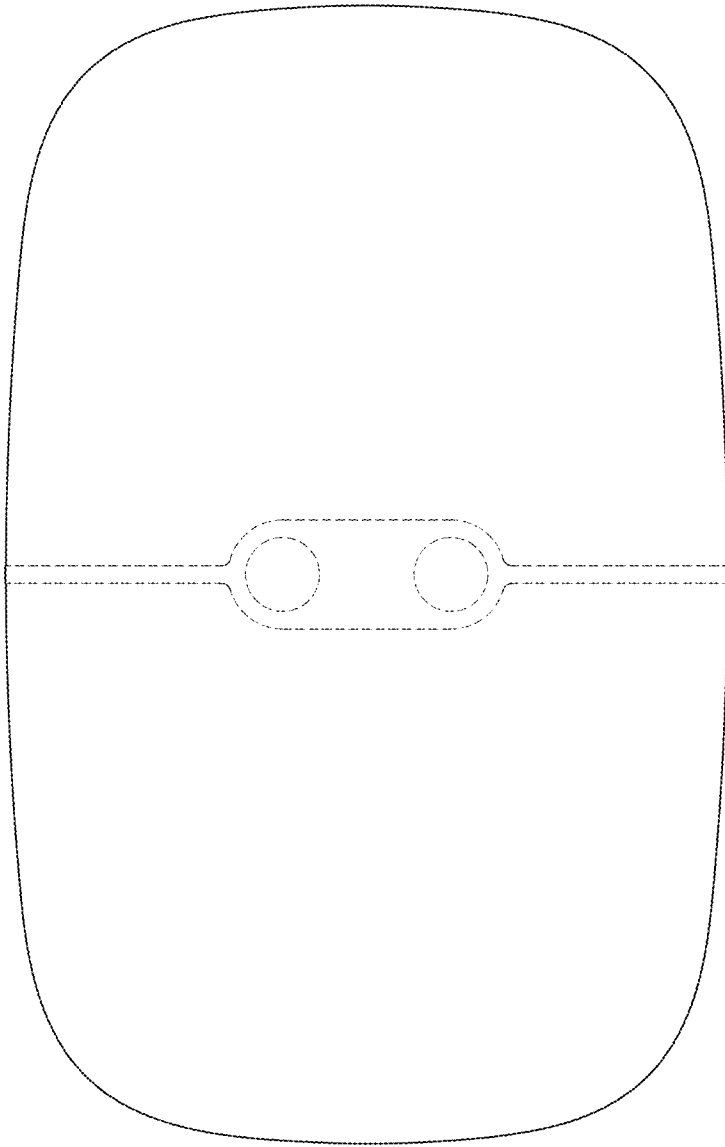


FIG. 2

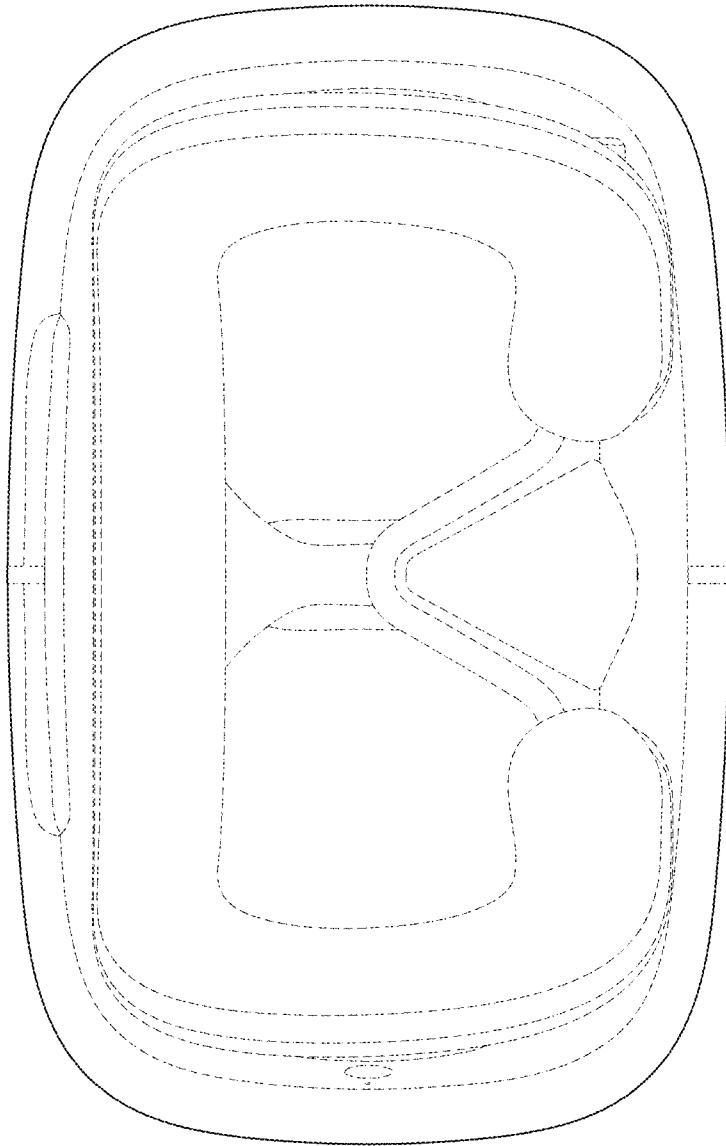


FIG. 3

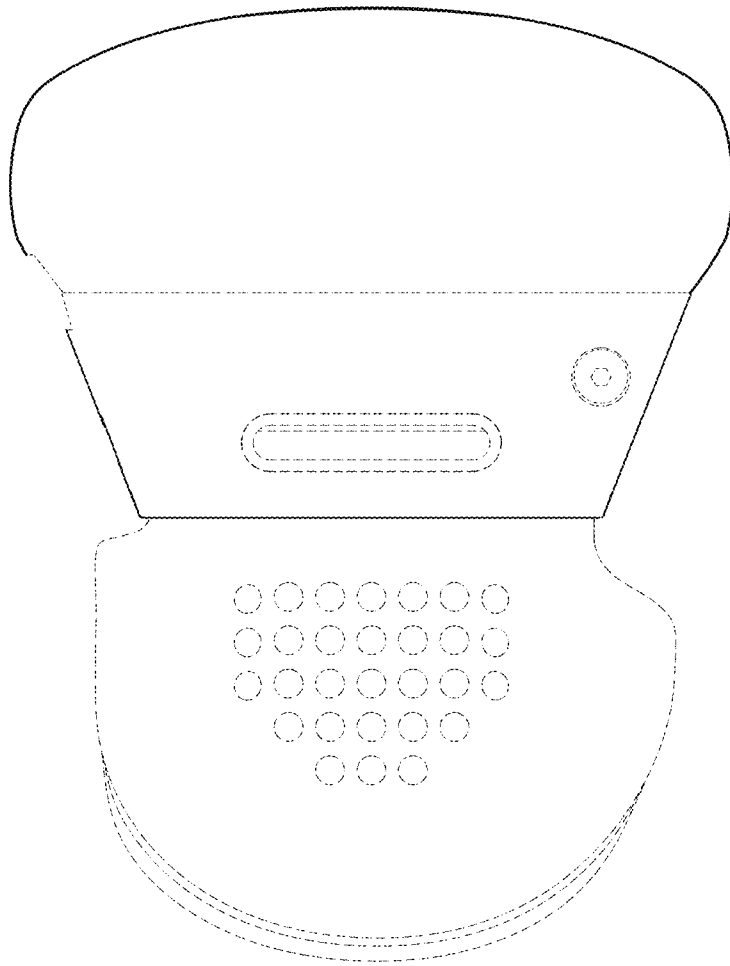


FIG. 4

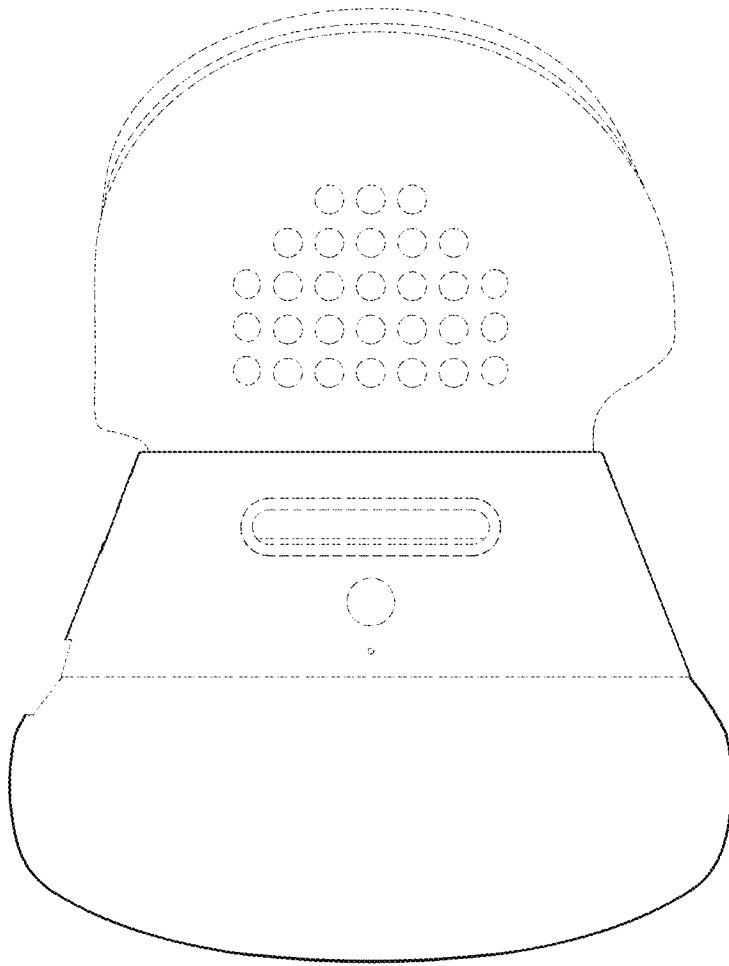


FIG. 5

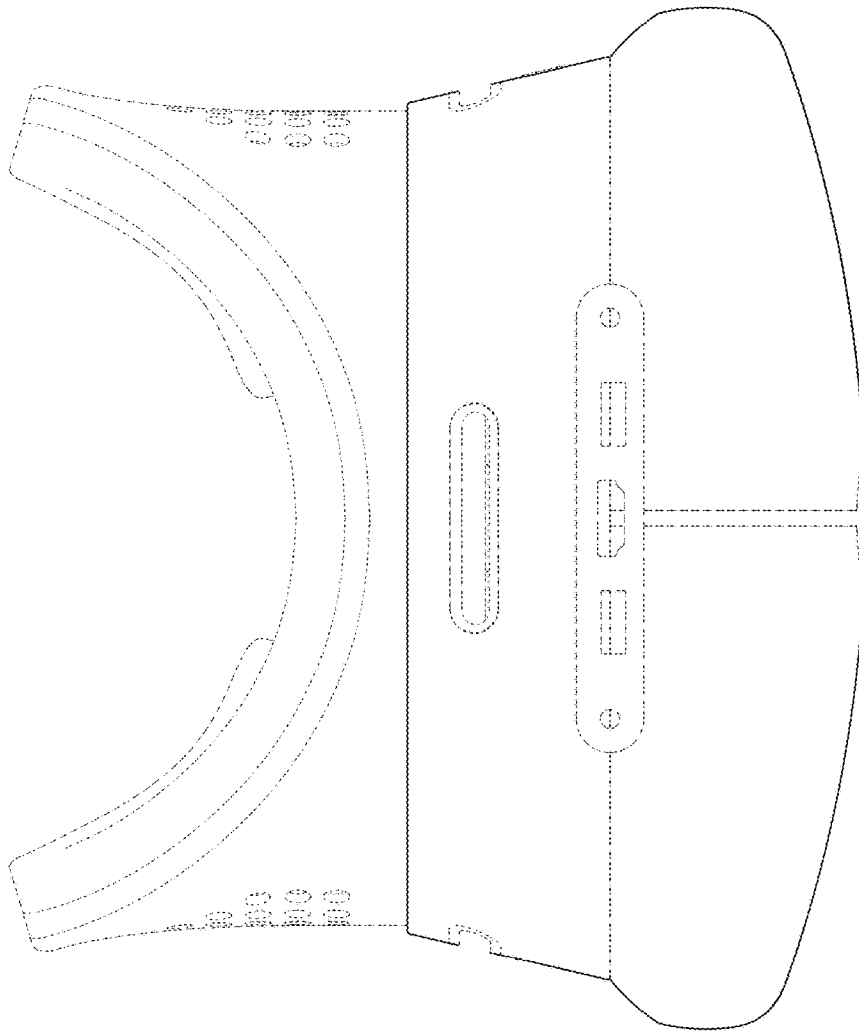


FIG. 6

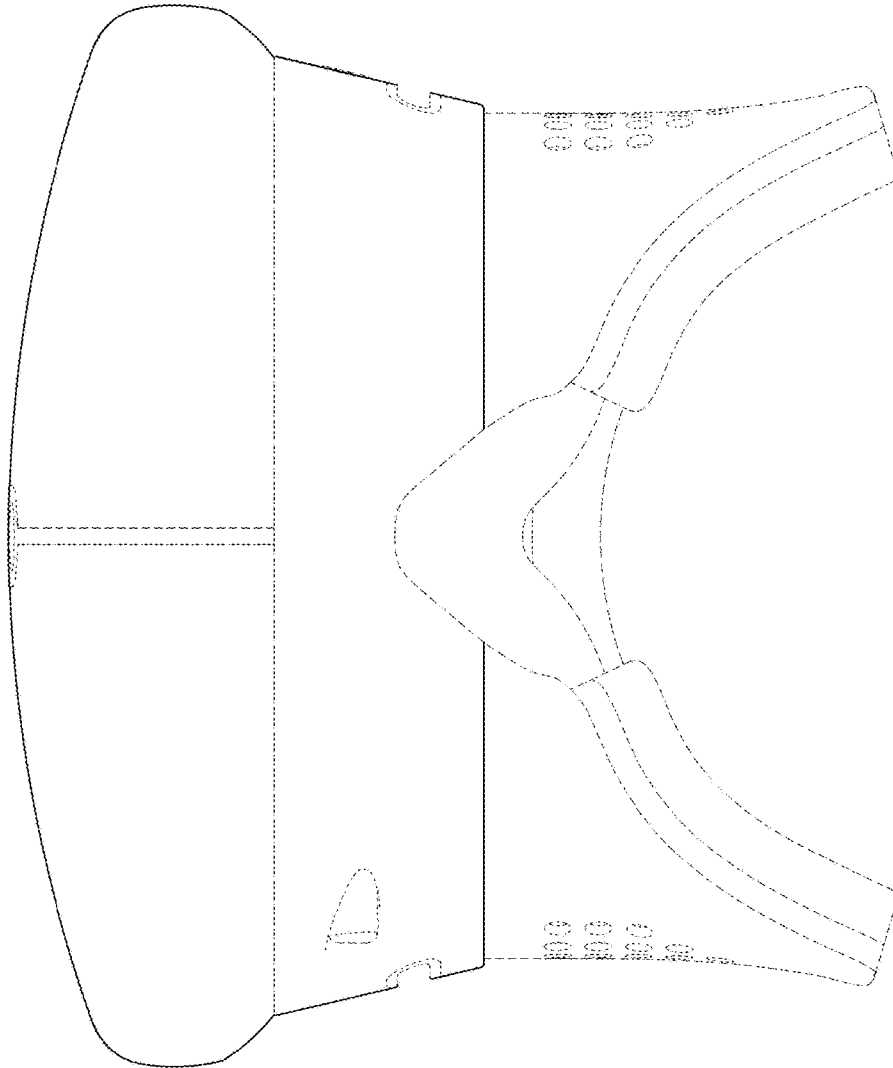


FIG. 7

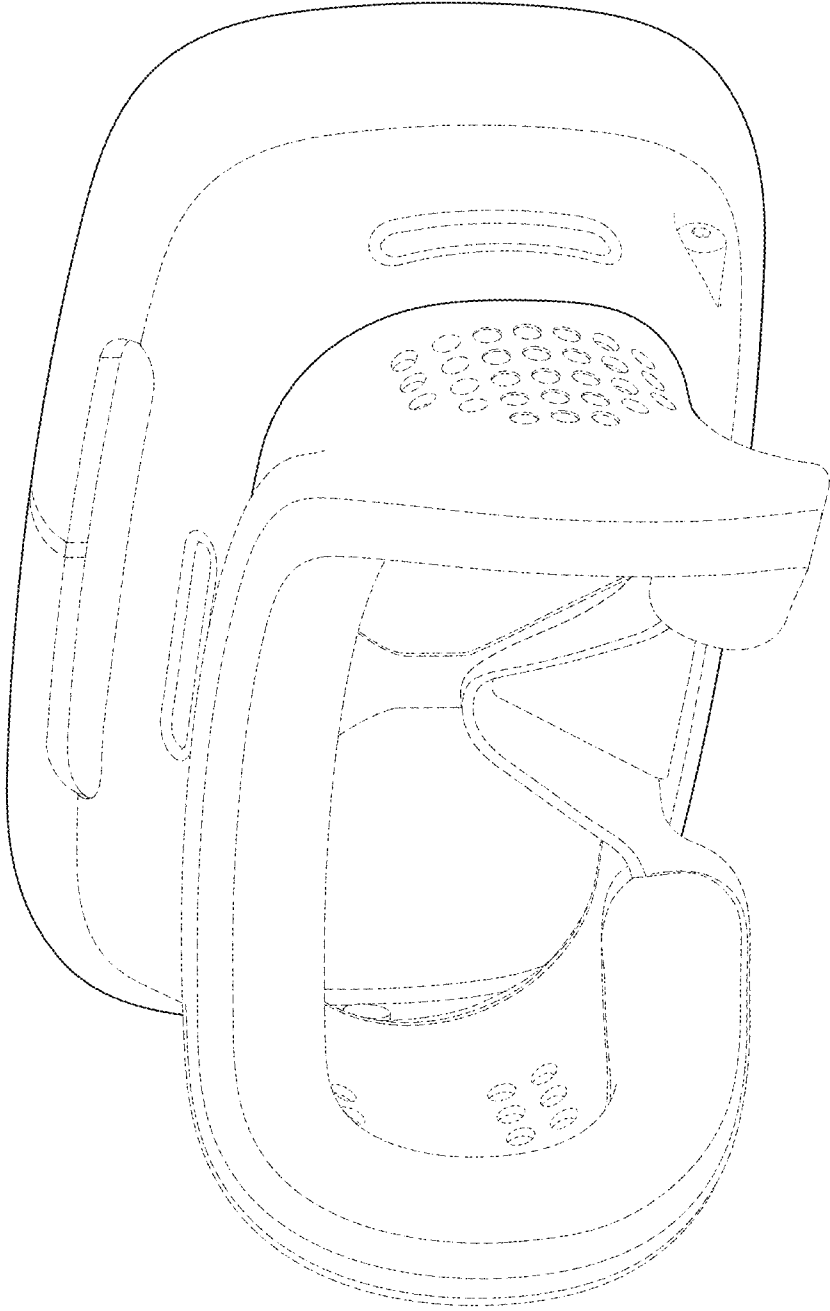


FIG. 8