



(11) (21) (C) **2,193,842**
(86) 1995/06/16
(87) 1996/01/11
(45) 2000/10/24

(72) Schilling, Donald L., US

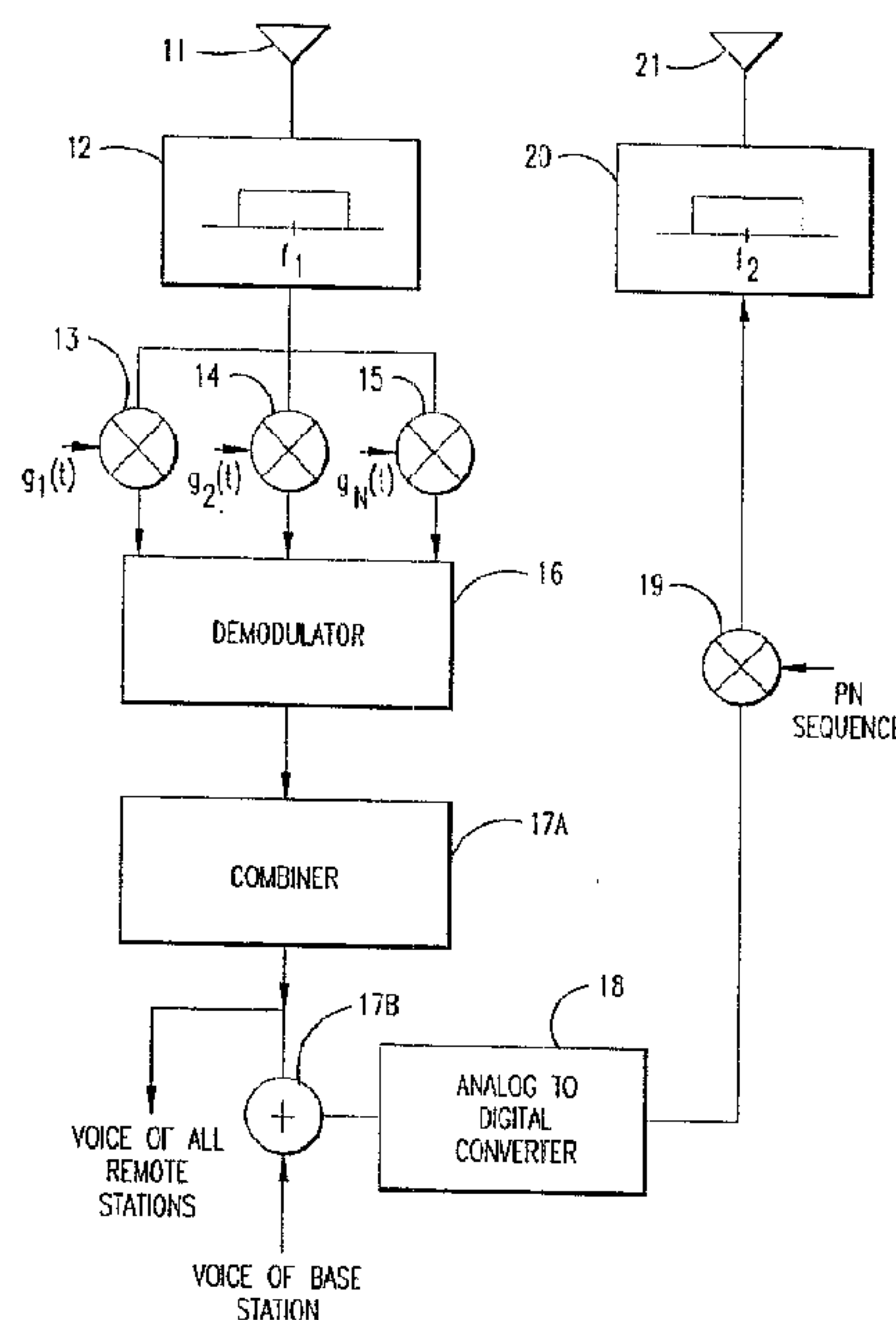
(73) InterDigital Technology Corporation, US

(51) Int.Cl.⁶ H04B 1/69, H04Q 7/30

(30) 1994/06/29 (08/268,186) US

(54) **STATION DE BASE INTERCHANGEABLE AVEC DES UNITES A SPECTRE ETALE**

(54) **SPREAD-SPECTRUM CHANGEABLE BASE STATION**



(57) L'invention concerne un système et un procédé de radiocommunications à étalement du spectre pour conférence téléphonique, mettant en oeuvre une pluralité d'unités à spectre étalé dont n'importe laquelle peut faire office de station de base, la station de base pouvant être interchangeable sur demande. Chaque unité à spectre étalé comporte une sous-unité de base (11-21), une sous-unité éloignée (40), et une sous-unité de commande (41-44). Depuis cette dernière, un opérateur peut déclencher un signal de commande pour activer la sous-unité de base (11-21). En conséquence, dès le déclenchement du signal de commande, ce dernier est diffusé à la pluralité d'unités à spectre étalé. Au niveau de chaque sous-unité éloignée respective (40), dans chacune des sous-unités à spectre étalé, le signal de commande est reçu, et en réaction à cette réception, la sous-unité éloignée (40) est activée.

(57) A conference calling spread-spectrum communications system and method using a plurality of spread-spectrum units, any one of which may serve as the base station and where the base station may be changed upon demand. Each spread-spectrum unit includes a base subunit (11-21), a remote subunit (40), and a command subunit (41-44). An operator may initiate from the command subunit (41-44), a command signal to activate the base subunit (11-21). Accordingly, upon initiating the command signal, the command signal is broadcast to the plurality of spread-spectrum units. At the respective remote subunit (40), in each of the spread-spectrum units, the command signal is received, and in response to receiving the command signal, the remote subunit (40) is activated.





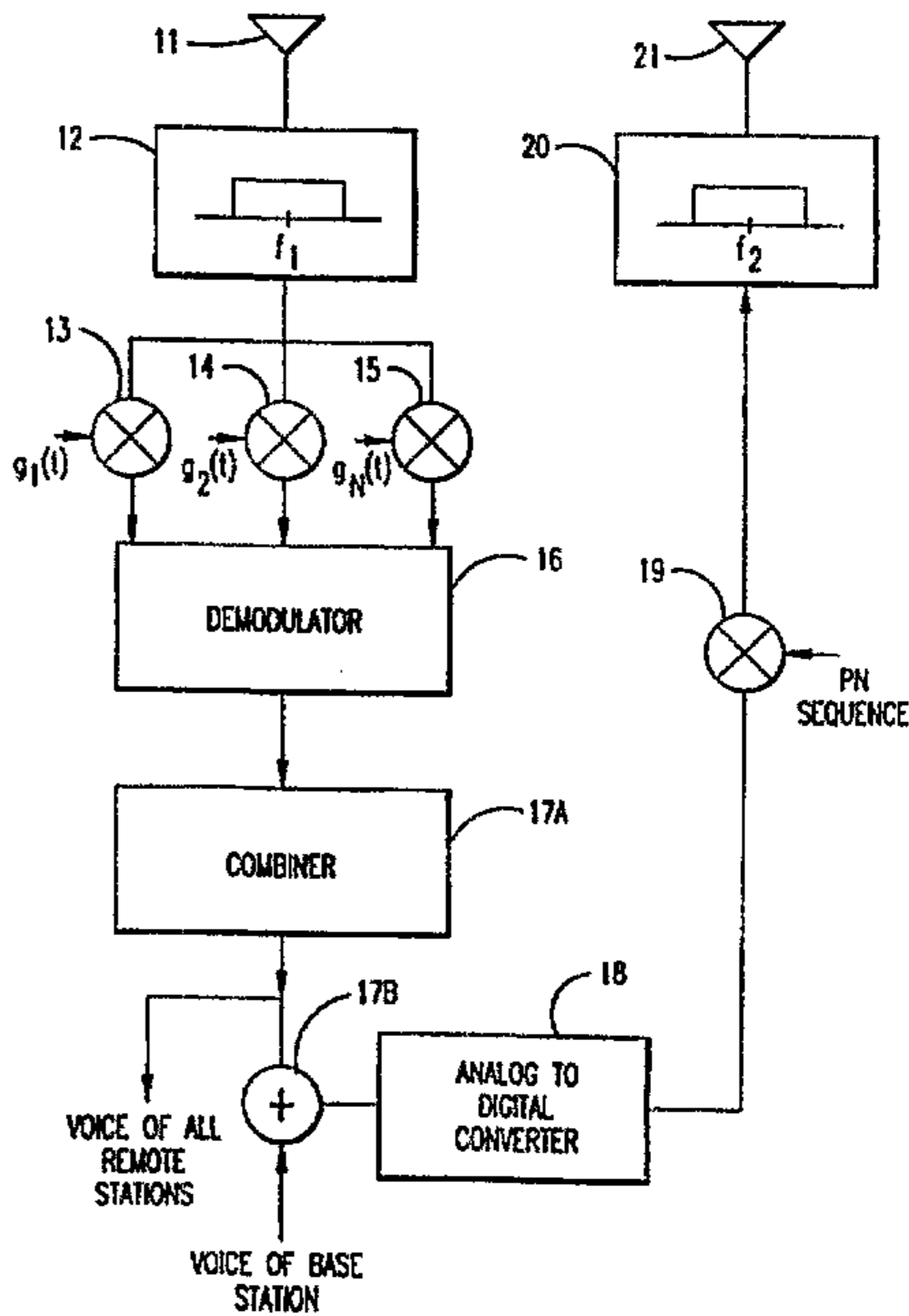
INTERNATIONAL APPLICATION PUBLISHED UNDER THE PATENT COOPERATION TREATY (PCT)

<p>(51) International Patent Classification ⁶ : H04B 7/216, H04M 3/56, H04L 12/18</p>	<p>A1</p>	<p>(11) International Publication Number: WO 96/01013 (43) International Publication Date: 11 January 1996 (11.01.96)</p>
<p>(21) International Application Number: PCT/US95/08561 (22) International Filing Date: 16 June 1995 (16.06.95) (30) Priority Data: 08/268,186 29 June 1994 (29.06.94) US (71) Applicant: INTERDIGITAL TECHNOLOGY CORPORATION [US/US]; Suite 802, 913 Market Street, Wilmington, DE 19801 (US). (72) Inventor: SCHILLING, Donald, L.; Hoffstot Lane, Sands Point, NY 11050 (US). (74) Agent: NEWMAN, David, B., Jr.; David Newman & Associates, P.C., Centennial Square, P.O. Box 2728, La Plata, MD 20646-2728 (US).</p>	<p>(81) Designated States: AM, AT, AU, BB, BG, BR, BY, CA, CH, CN, CZ, DE, DK, EE, ES, FI, GB, GE, HU, JP, KE, KG, KP, KR, KZ, LK, LR, LT, LU, LV, MD, MG, MN, MW, MX, NO, NZ, PL, PT, RO, RU, SD, SE, SI, SK, TJ, TT, UA, UZ, VN, European patent (AT, BE, CH, DE, DK, ES, FR, GB, GR, IE, IT, LU, MC, NL, PT, SE), OAPI patent (BF, BJ, CF, CG, CI, CM, GA, GN, ML, MR, NE, SN, TD, TG), ARIPO patent (KE, MW, SD, SZ, UG).</p> <p>Published With international search report.</p> <p style="text-align: right; font-size: 2em;">2193842</p>	

(54) Title: SPREAD-SPECTRUM CHANGEABLE BASE STATION

(57) Abstract

A conference calling spread-spectrum communications system and method using a plurality of spread-spectrum units, any one of which may serve as the base station and where the base station may be changed upon demand. Each spread-spectrum unit includes a base subunit (11-21), a remote subunit (40), and a command subunit (41-44). An operator may initiate from the command subunit (41-44), a command signal to activate the base subunit (11-21). Accordingly, upon initiating the command signal, the command signal is broadcast to the plurality of spread-spectrum units. At the respective remote subunit (40), in each of the spread-spectrum units, the command signal is received, and in response to receiving the command signal, the remote subunit (40) is activated.



SPREAD-SPECTRUM CHANGEABLE
BASE STATION

BACKGROUND OF THE INVENTION

5 This invention relates to spread-spectrum
communications, and more particularly, to a method and
system for handing off a base station among a plurality of
users in a spread-spectrum network.

DESCRIPTION OF THE RELEVANT ART

10 Spread-spectrum modulation is a well developed art, in
terms of generating chipping sequences, and spread-spectrum
processing data signals with the chipping sequences. Using
this technology, communication links may be established
among a transmitter and a receiver in remote locations.
Also, networks may be established, using a conference
15 calling spread-spectrum technique. Conference calling
spread-spectrum techniques are disclosed in U.S. patent no.
5,179,572 entitled SPREAD SPECTRUM CONFERENCE CALLING SYSTEM
AND METHOD, to Schilling, and in U.S. patent no. 5,263,045,
entitled SPREAD SPECTRUM CONFERENCE CALL SYSTEM AND METHOD,
20 to Schilling.

25 A problem may exist where a spread-spectrum conference
calling system is set up, but the base station may need to
change hands. For example, in a military environment, a
platoon may use spread-spectrum modulation for conference
calling among the members of the platoon. A particular unit
in the platoon may be designated as the base station. The
cited prior art does not teach how to change a base station
from one platoon to another or what would happen among units
in the platoon in the event it became necessary to
30 effectuate such a change.

SUMMARY OF THE INVENTION

A general object of the invention is a conference

calling spread-spectrum communications system and method, where the base station may be changed upon demand.

Another object of the invention is a spread-spectrum conference calling technique where any unit may serve as a
5 base station.

According to the present invention, as embodied and broadly described herein, a spread-spectrum system having a plurality of spread-spectrum units is provided. Each spread-spectrum unit is capable of operating as a base
10 station and as a remote station. Each spread-spectrum unit includes a base subunit, a remote subunit, and a command subunit.

The method of the present invention includes receiving in the base subunit at a first frequency a plurality of
15 spread-spectrum signals transmitted from the plurality of spread-spectrum units. The plurality of spread-spectrum signals are despread and demodulated in the base subunit to generate a plurality of demodulated signals. The plurality of demodulated signals are combined, and a local signal,
20 such as data signal or a voice signal from the user of the unit, is also combined to generate a combined signal. The base subunit converts the combined signal to a base-data signal. The base subunit spread-spectrum processes the base-data signal, and transmits using radio waves the
25 spread-spectrum-processed-base-data signal at a second frequency as a base-spread-spectrum signal.

At each of the spread-spectrum units, in the respective remote subunit, at the second frequency, the base-spread-spectrum signal is received. The remote subunit includes
30 circuitry for despreading the base-spread-spectrum signal, and demodulating the despread-base-spread-spectrum signal as a base-analog signal. The remote subunit also may take the local voice signal, designated herein as a remote-analog signal, and convert the remote-analog signal to a remote-data signal. The remote subunit spread-spectrum processes
35

the remote-data signal and transmits the remote-data signal at the first frequency as one of the plurality of spread-spectrum signals.

5 An operator may initiate from the command subunit, a command signal to activate the base subunit. Accordingly, upon initiating the command signal, the command signal is broadcast to the plurality of spread-spectrum units. At each of the spread-spectrum units, in the respective remote subunit, the command signal is received, and in response to receiving the command signal, the remote subunit is
10 activated.

Additional objects and advantages of the invention are set forth in part in the description which follows, and in part are obvious from the description, or may be learned by practice of the invention. The objects and advantages of the invention also may be realized and attained by means of the instrumentalities and combinations particularly pointed out in the appended claims.
15

BRIEF DESCRIPTION OF THE DRAWINGS

20 The accompanying drawings, which are incorporated in and constitute a part of the specification, illustrate preferred embodiments of the invention, and together with the description serve to explain the principles of the invention.

25 FIG. 1 is a block diagram of a base subunit;
FIG. 2 is a block diagram of a remote subunit; and
FIG. 3 is a block diagram of a command subunit.

DETAILED DESCRIPTION OF THE PREFERRED EMBODIMENTS

30 Reference now is made in detail to the present preferred embodiments of the invention, examples of which are illustrated in the accompanying drawings, wherein like reference numerals indicate like elements throughout the several views.

The present invention provides a unique solution to the problem of a plurality of spread spectrum units in use in a mobile environment in which any one of the spread-spectrum units is vulnerable to neutralization while maintaining communication between all the spread-spectrum units remains crucial. The spread-spectrum changeable base station finds application in a platoon of units, in an army environment, or in a law enforcement application, where a transportable base station might be set up for controlling a plurality of spread spectrum remote units. The problem being addressed for each of these applications is what happens when the base unit becomes disabled or nonfunctional. In the military environment, the base station may be destroyed. In a law enforcement situation, the mobility of the plurality of spread-spectrum units may have a requirement that the base station change from one unit to another.

The spread-spectrum system has a plurality of spread-spectrum units, with each spread-spectrum unit having a base subunit, a remote subunit, and a command subunit. The use of the term "subunits" for designating the base subunit, remote subunit, and command subunit, is for purposes of illustrating the invention. The invention may be built as one totally integrated unit, or as a mixture of more than one unit.

The base subunit is illustratively shown in FIG. 1. The base subunit includes receiving means, despreading means, demodulating means, combining means, converting means, spread-spectrum processing means, and transmitting means. The despreading means is coupled between the receiving means and the demodulating means. The combining means is coupled to the demodulating means and the converting means. The spread-spectrum processing means is coupled to the converting means and the transmitting means.

The receiving means is shown in FIG. 1 as antenna 11 coupled to radio frequency/intermediate frequency (RF/IF)

amplifier and filter section 12. The despreading means is illustrated as a plurality of mixers 13, 14, 15. Each of the plurality of mixers 13, 14, 15 has a chipping-sequence $g_1(t)$, $g_2(t)$, . . . , $g_N(t)$, respectively, for mixing with the received spread-spectrum signal. The plurality of chipping sequences is matched to the chipping sequence of the desired spread-spectrum signal to be despread.

The demodulating means and combining means is shown as the demodulator 16 and combiners 17A, 17B. Combiners 17A, 17B may be a single combiner performing the combining function, or separate combiners. The converting means is shown as an analog-to-digital converter 18. The spread-spectrum processing means is illustrated as product device 19, having a chipping sequence for spreading the data signal from analog-to-digital converter 18. The transmitting means is illustrated as transmitter 20 and antenna 21.

The RF/IF amplifier and filter circuits 12 are coupled to the antenna 11 and to the plurality of mixers 13, 14, 15. The plurality of mixers 13, 14, 15 is coupled to the demodulator 16 and combiner 17A, 17B. The analog-to-digital converter 18 is coupled to the combiner 17B and to the product device 19. The transmitter 20 is coupled to the product device 19 and to antenna 21. Antenna 21 and antenna 11 may be the same antenna with the appropriate isolation circuits, or different antennas.

The RF/IF amplifier and filter circuits 12 receive at a first frequency, f_1 , a plurality of spread-spectrum signals transmitted from the plurality of spread-spectrum units. The plurality of spread-spectrum signals are despread by the plurality of mixers 13, 14, 15. The output of the plurality of mixers 13, 14, 15 is a plurality of despread-spread-spectrum signals. The demodulator 16 demodulates the plurality of despread-spread-spectrum signals to generate a plurality of demodulated signals. The combiner 17A combines the plurality of demodulated signals. The combined

plurality of demodulated signals and a local signal from the base station may be combined by second combiner 17B to generate a combined signal. The term "combined signal", as used herein, is an analog signal including the voice of the base station and the combined demodulated signals of the combiners 17A, 17B.

The combined signal is converted to a base-data signal by analog-to-digital converter 18. The term "base-data signal," as used herein, is the digital signal coming from the analog-to-digital converter 18, and includes the converted analog signals and the data signal at the base station.

The product device 19 spread-spectrum processes the base-data signal from analog-to-digital converter 18, with a base-chipping sequence. The spread-spectrum-processed-base-data signal is transmitted as a base-spread-spectrum signal by transmitter 20 at the second frequency f_2 . Antenna 11 and antenna 21 may be a single antenna, serving both the receiver and transmitter.

The remote subunit is illustrated in FIG. 2 and includes a receiver portion, a transmitter portion, receiving means, despreading means, and demodulating means. The transmitting portion includes converting means, spread-spectrum processing means and transmitting means. The receiving means receives at the second frequency the base-spread-spectrum signal. The despreading means despreads the base-spread-spectrum signal as a despread-base-spread-spectrum signal. The demodulating means demodulates the despread-base-spread-spectrum signal as a base-analog signal.

The converting means converts a remote-analog signal to a remote-data signal. The remote-analog signal typically is the voice of the remote station. The base-analog signal typically is the plurality of voice signals from the base station. The spread-spectrum processing means processes the

-7-

remote-data signal with a remote-chipping sequence. The transmitting means transmits at the first frequency the spread-spectrum-processed-remote-data signal as one of the plurality of spread-spectrum signals, which are received at the base subunit.

As shown in FIG. 2, the receiving means includes an antenna 31 and RF/IF amplifier and filter circuitry 32. The despreading means and demodulating means are embodied as mixer 33 and demodulator 34, respectively. The RF/IF amplifier and circuitry 32 is coupled between antenna 31 and the mixer 33. The demodulator 34 is coupled to the mixer 33.

The base-spread-spectrum signal at antenna 31 is amplified and filtered by RF/IF. The base-spread-spectrum signal is despread by the base-chipping sequence by mixer 33 to generate the despread-base-spread-spectrum signal. The demodulator 34 demodulates the despread-base-spread-spectrum signal as a base-analog signal. The output of the demodulator 34 is the plurality of voice signals from the base station.

The transmitter section of the remote subunit may have the converting means embodied as analog-to-digital converter 35, the spread-spectrum processing means embodied as product device 36 and the transmitting means embodied as transmitter 37 coupled to antenna 38. The product device 36 is coupled between the analog-to-digital converter 35 and the transmitter 37.

The analog-to-digital converter 35 converts the voice of the remote signal, designated here as the remote-analog signal, to a remote-data signal. The remote-data signal is spread-spectrum processed by the product device 36 using remote-chipping sequence. The output of the product device 36 is the spread-spectrum-processed-remote-data signal. The transmitter 37 transmits the spread-spectrum-processed-remote-data signal using antenna 38, as one of the plurality

of spread-spectrum signals. Antenna 31 and antenna 38 may be combined as a single antenna serving both functions.

The command subunit is illustrated in FIG. 3. The command subunit includes initiating means, broadcasting means, and receiving means. The initiating means initiates a command signal, upon activation by the local user of that spread-spectrum unit. The command signal activates the base subunit in that spread-spectrum unit. The broadcasting means broadcasts the command signal to the plurality of spread-spectrum units. The receiving means receives the command signal when broadcast from a different spread-spectrum unit. The activating means activates the remote subunit upon receiving the command signal.

The initiating means is illustrated in FIG. 3 as a push button switch 43. The broadcasting means is illustrated as a transmitter portion of the transmitter/receiver 42. The transmitter transmits at frequency f_3 . The receiving means is illustrated as the receiver portion of transmitter/receiver 42. The receiver receives at frequency f_3 . The transmitter/receiver 42 is coupled to antenna 41 for radiating and receiving signals. The activating means includes the necessary circuitry for disconnecting the base subunit and activating the remote subunit of a particular spread-spectrum unit. The activating means is illustrated as control circuitry 44. The present invention may also be used for data in place of voice signals.

In use, a particular spread-spectrum unit might be operating with its remote subunit activated. Thus, the remote subunit of that particular spread-spectrum unit receives at the second frequency the base-spread-spectrum signal, and despreads the base-spread-spectrum signal as a despread-base-spread-spectrum signal. The despread-base-spread-spectrum signal is demodulated. Thus, that particular spread-spectrum unit receives all of the base signals via its remote subunit. While transmitting to the

plurality of spread-spectrum units, that particular spread-spectrum unit converts the voice signal, embodied as the remote-analog signal, to the remote-data signal. The remote-data signal is spread-spectrum processed and transmitted at the first frequency as one of the plurality of spread-spectrum signals.

Upon initiation of the command signal by the user of that particular spread-spectrum unit, by pushing push button 43, that particular spread-spectrum unit switches from operating with the remote subunit to operating with the base subunit. At the same time, the command signal is radiated to the other spread-spectrum units of the plurality of spread-spectrum units. Upon receiving the command signal, each of the spread-spectrum units has its remote subunit activated and thereafter works in a remote subunit mode. The particular spread-spectrum unit has then become the base station.

When operating as the base station, the particular spread-spectrum unit has its base subunit activated. Accordingly, the plurality of spread-spectrum signals transmitted from the plurality of spread-spectrum units at each unit, is received by the RF/IF amplifier and circuitry 21 via antenna 11. The plurality of spread-spectrum signals are despread by the plurality of mixers 13, 14, 15, and demodulated by the demodulator 16 which outputs a demodulated signal. The plurality of demodulated signals from combiner 17A are the voices from the plurality of remote stations. The voices from the plurality of remote stations are combined with the voice of the base station by combiner 17B, and converted by analog-to-digital converter 18 to the base-data signal. The base-data signal is spread-spectrum processed by the product device 19 and transmitted by transmitter 20 and via antenna 21 at the second frequency.

-10-

5 It will be apparent to those skilled in the art that various modifications can be made to the spread-spectrum changeable base station of the instant invention without departing from the scope or spirit of the invention, and it is intended that the present invention cover modifications and variations of the spread-spectrum changeable base station provided they come within the scope of the appended claims and their equivalents.

CLAIMS

5

1. A spread-spectrum system having a plurality of spread-spectrum units, with each spread-spectrum unit of said plurality of spread-spectrum units capable of operating as one of a base station and a remote station, each spread-spectrum unit of said plurality of spread-spectrum units comprising:

10

a base subunit for operating the spread-spectrum unit as a base station, the base subunit including,

15

means for receiving a plurality of spread-spectrum signals transmitted from the plurality of spread-spectrum units, respectively;

means for despreading the plurality of spread-spectrum signals as a plurality of despread-spread-spectrum signals, respectively;

20

means for demodulating the plurality of despread-spread-spectrum signals, to generate the plurality of demodulated signals, respectively;

25

means for combining the plurality of demodulated signals, and a local signal, as a combined signal;

means for converting the combined signal to a base-data signal;

means for spread-spectrum processing the base-data signal;

30

means for transmitting the spread-spectrum-processed-base-data signal as a base-spread-spectrum signal;

a remote subunit for operating the spread-spectrum unit as a remote station,

the remote subunit including,

5 means for receiving a base-spread-spectrum signal;

means for despreading the received-base-spread-spectrum signal as a despread-
base-spread-spectrum signal;

10 means for demodulating the despread-base-spread-spectrum signal as a base-
analog signal;

means for converting a remote-analog signal to a remote-data signal;

means for spread-spectrum processing the remote-data signal;

15 means for transmitting the spread-spectrum-processed-remote-data signal as
one of the plurality of spread-spectrum signals; and

a command subunit for changing operation of the spread-spectrum unit
between a base station and a remote station, the command subunit including,

20 means for initiating a first command signal to activate the base subunit and
deactivate the remote subunit;

means for broadcasting the first command signal to the plurality of spread-
spectrum units and for receiving a second command signal; and

25 means, responsive to receiving the second command signal, for activating the
remote subunit and deactivating the base subunit.

30

2. The spread-spectrum system as set forth in claim 1, with said despreading

5 means within said base subunit including:

a plurality of product devices coupled to said generating means for
despreading the plurality of spread-spectrum signals as the plurality of despread-spread-
spectrum signals.

10

3. The spread-spectrum system as set forth in claim 1, wherein said despreading
means within said base subunit includes a plurality of matched filters, with each of said
plurality of matched filters having an impulse response matched to a plurality of chipping
15 sequences, with the plurality of spread-spectrum signals having a plurality of data signals
spread-spectrum processed with the plurality of chipping sequences, respectively.

20

4. The spread-spectrum system as set forth in claim 1, wherein said spread-
spectrum processing means within the base subunit includes a product device.

25

5. The spread-spectrum system as set forth in claim 1, wherein said despreading
means within the remote subunit includes a mixer for despreading the base-spread-spectrum
signal as the despread-base-spread-spectrum signal.

30

5 6. The spread-spectrum system as set forth in claim 1, wherein said despreading means within the remote subunit includes a matched filter for despreading the base-spread-spectrum signal as the despread-base-spread-spectrum signal.

10 7. A method of using a spread-spectrum system having a plurality of spread-spectrum units, with each spread-spectrum unit of said plurality of spread-spectrum units capable of operating as a base station and, responsive to a command signal, for changing to operate as a remote station, each spread-spectrum unit of said plurality of spread-spectrum units having a base subunit, a remote subunit, and a command subunit, the method
15 comprising the steps of:

receiving in a base subunit of a first spread-spectrum unit, at a first frequency, a plurality of spread-spectrum signals transmitted from the plurality of spread-spectrum
20 units, respectively, the first spread-spectrum unit operating as the base station;

despreading, in the base subunit of the first spread-spectrum unit, the plurality of spread-spectrum signals;

25 demodulating, in the base subunit of the first spread-spectrum unit, the plurality of despread-spread-spectrum signals, to generate a plurality of demodulated signals, respectively;

30 combining, in the base subunit of the first spread-spectrum unit, the plurality of demodulated signals, and a local signal, as a combined signal;

converting, in the base subunit of the first spread-spectrum unit, the combined
5 signal to a base-data signal;

spread-spectrum processing, in the base subunit of the first spread-spectrum
unit, the base-data signal;

10 transmitting from the base subunit of the first spread-spectrum unit, at a second
frequency, the spread-spectrum-processed-base-data signal as a base-spread-spectrum signal;

receiving in a remote subunit of a second spread-spectrum unit, at the second
15 frequency, the base-spread-spectrum signal, the second spread-spectrum unit operating as
a remote station;

despreading, in the remote subunit of the second spread-spectrum unit, the
base-spread-spectrum signal;

20 demodulating, in the remote subunit of the second spread-spectrum unit, the
despread-base-spread-spectrum signal as a base-analog signal;

converting, in the remote subunit of the second spread-spectrum unit, a
remote-analog signal to a remote-data signal;

25 spread-spectrum processing, in the remote subunit of the second spread-
spectrum unit, the remote-data signal;

transmitting from the remote subunit of the second spread-spectrum unit, at
the first frequency, the spread-spectrum-processed-remote-data signal as one of the plurality
30 of spread-spectrum signals;

- 16 -

5 initiating, from a command subunit of the second spread-spectrum unit, a
command signal to activate a base subunit and to deactivate a remote subunit of the second
spread-spectrum unit;

10 broadcasting the command signal to the plurality of spread-spectrum units;
receiving the command signal at the first spread-spectrum unit and activating
a remote subunit and deactivating a base subunit, in response to receiving the command
signal, in the first spread-spectrum unit; and

15 receiving in the base subunit of the second spread-spectrum unit, at the first
frequency, the plurality of spread-spectrum signals, the second spread-spectrum unit
operating as the base station.

8. A communication unit for use in a spread-spectrum communication system
20 having a plurality of communication units which allow for simultaneous communication
among active units including the communication unit of said plurality of units, the
communication unit comprising:

25 means for initiating generation of a command signal;

means for transmitting communication signals at a first frequency when
operating as a remote unit and a second frequency when operating as a base station and for
transmitting said command signal; and

30 means for receiving communication signals at the first frequency when

operating as the base station and the second frequency when operating as the remote unit and
for receiving said command signal from the other active units, whereby upon the initiation
5 of said command signal, said command signal is transmitted for receipt by the other active
units in the system and the communication unit deactivates operation as the remote unit and
activates operation as the base station, and whereby upon reception of said command signal
10 from one of the other active units, the communication unit deactivates operation as the base
station and activates operation as the remote unit.

9. The communication unit according to claim 8 wherein when operating as the
15 base unit a communication signal originating at the communication unit is combined with
said communication signals received prior to transmission.

10. The communication unit according to claim 8 wherein when operating as the
20 base station the received second frequency contains a spread-spectrum signal containing
communication signals from all the other active users.

11. The communication unit according to claim 8 wherein when operating as the
25 remote unit the transmitted second frequency contains a spread-spectrum signal containing
communication signals from all the active users not operating as the base station.

12. The communication unit according to claim 8 wherein when operating as the
5 remote unit the communication unit uses one despreading means to despread the received
spread-spectrum signal.

13. The communication unit according to claim 9 wherein when operating as the
10 base unit the communication unit uses a plurality of despreading means to despread the
received spread-spectrum signal to recover communications transmitted from the other
active units.

14. The communication unit according to claim 8 wherein said command signal
15 is transmitted and received at a third frequency different than the first and second
frequencies.

15. A method for use in a spread-spectrum communication system having a
20 plurality of communication units which allows for simultaneous communication among
active units of said plurality of units, the method comprising for each active unit the steps
25 of:

selectively initiating generation of a command signal;

transmitting communication signals at a first frequency when operating as a
30 remote unit and a second frequency when operating as a base station and transmitting said

command signal; and

5 receiving communication signals at the first frequency when operating as the
base station and the second frequency when operating as the remote unit and receiving said
command signal from the other active units, whereby upon the initiation of said command
signal, said command signal is transmitted for receipt by the other active units in the system
10 and the active communication unit deactivates operation as the remote unit and activates
operation as the base station, and whereby upon reception of said command signal from one
of the other active units, the active communication unit deactivates operation as the base
station and activates operation as the remote unit.
15

16. A spread-spectrum communication system having a plurality of
communication units which allow for simultaneous communication among active units of
said plurality of units, each of the communication units comprising:
20

means for initiating generation of a command signal;

means for transmitting communication signals at a first frequency when
operating as a remote unit and a second frequency when operating as a base station and for
25 transmitting said command signal; and

means for receiving communication signals at the first frequency when
operating as the base station and the second frequency when operating as the remote unit and
for receiving said command signal from the other active units, whereby upon the initiation
30

of said command signal, said command signal is transmitted for receipt by the other active
5 units in the system and the communication unit deactivates operation as the remote unit and
activates operation as the base station, and whereby upon reception of said command signal
from one of the other active units, the communication unit deactivates operation as the base
station and activates operations as the remote unit.
10

17. The spread-spectrum communication system according to claim 16 wherein
when operating as the base unit a communication signal originating at the communication
15 unit is combined with said communication signals received prior to transmission.

18. The spread-spectrum communication system according to claim 16 wherein
each of the communicating units when operating as the base station the received second
20 frequency contains a spread-spectrum signal containing communication signals from all the
other active units.

19. The spread-spectrum communication system according to claim 16 wherein
25 each of the communicating units when operating as the remote unit the transmitted second
frequency contains a spread-spectrum signal containing communication signals from all the
other active users not operating as the base station.
30

20. The spread-spectrum communication system according to claim 16 wherein
5 each of the communicating units when operating as the remote unit uses one despreading
means to despread the received spread-spectrum signal.

10 21. The spread-spectrum communication system according to claim 17 wherein
each of the communication units when operating as the base station uses a plurality of
despreading means to despread the received spread-spectrum signal to recover
communications transmitted from the other active units.

15 22. The spread-spectrum communication system according to claim 16 wherein
said command signal is transmitted and received at a third frequency different than the first
and second frequencies.

20 23. A spread-spectrum communication method using a plurality of communication
units allowing for simultaneous communication among active units of said plurality of units,
the method comprising for each of the active units the steps of:

25 selectively initiating generation of a command signal;

transmitting communication signals at the first frequency when operating as
a remote unit and a second frequency when operating as a base station and transmitting said
30 command signal; and

- 22 -

receiving communication signals at the first frequency when operating as the
base station and the second frequency when operating as the remote unit and receiving said
5 command signal from the other active units, whereby upon the initiation of said command
signal, said command signal is transmitted for receipt by the other active units in the system
and the active communication unit deactivates operation as the remote unit and activates
10 operation as the base station, and whereby upon reception of said command signal from one
of the other active units, the active communication unit deactivates operation as the base
station and activates operation as the remote unit.

15

20

25

30

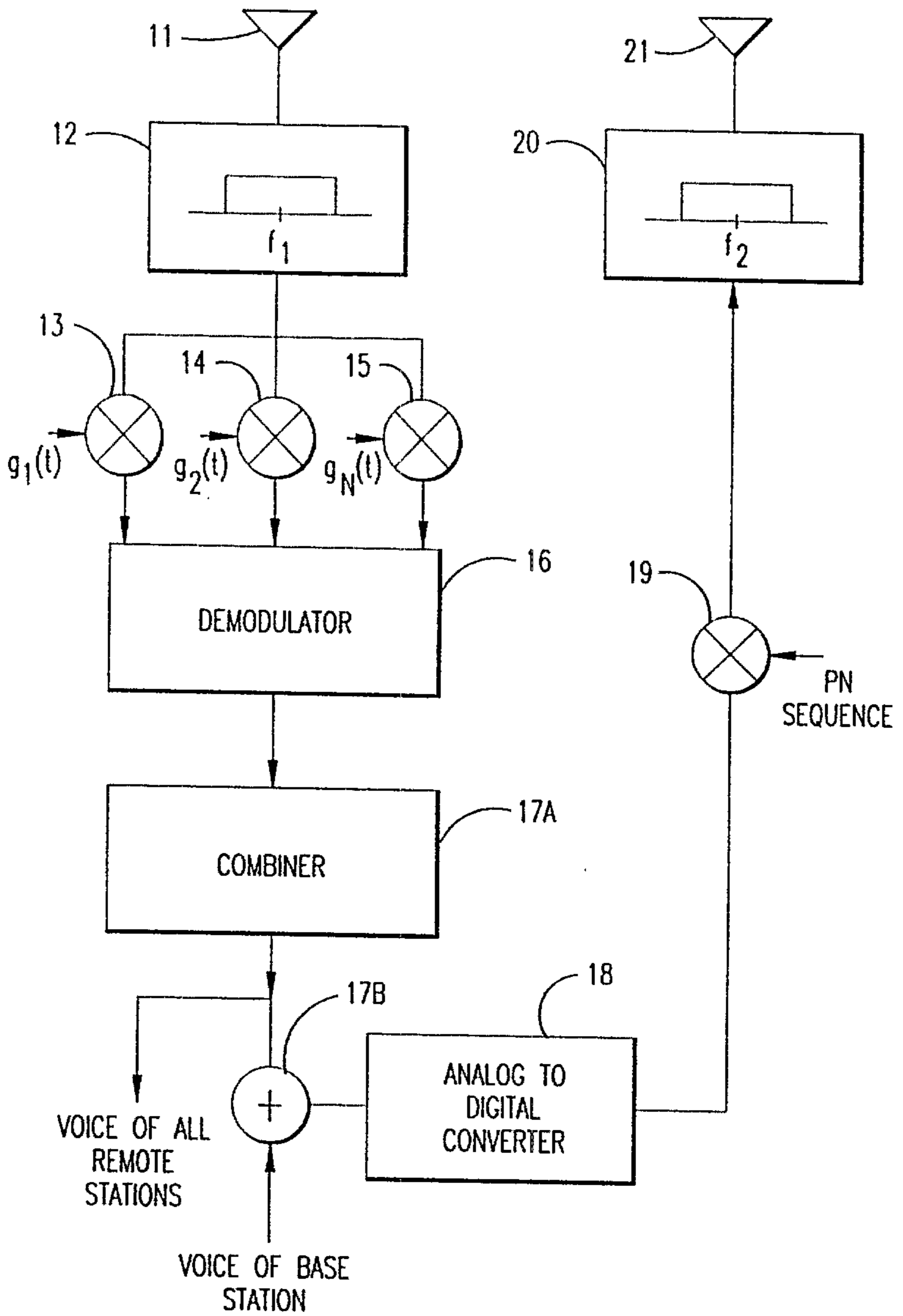


FIG. 1

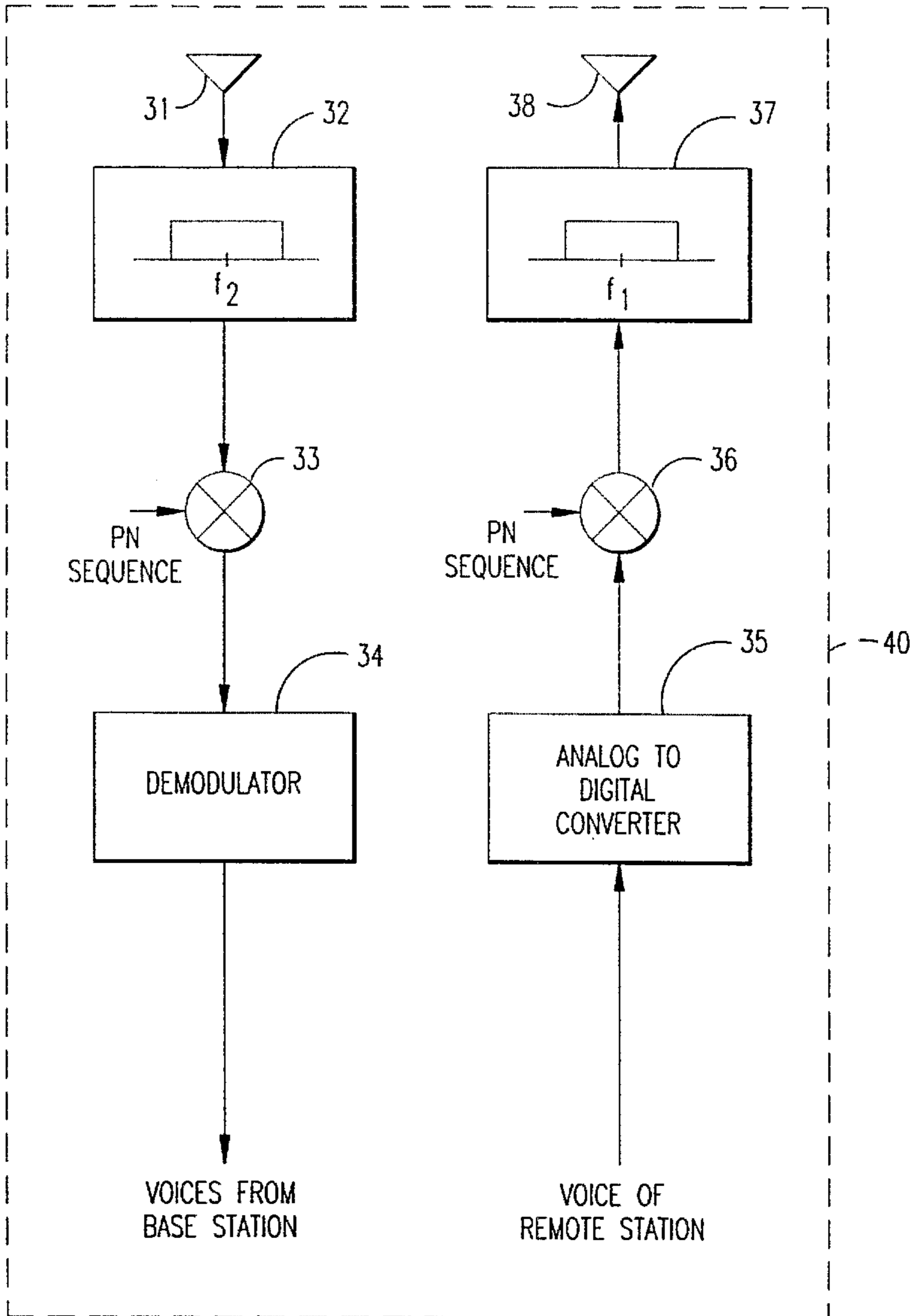


FIG.2

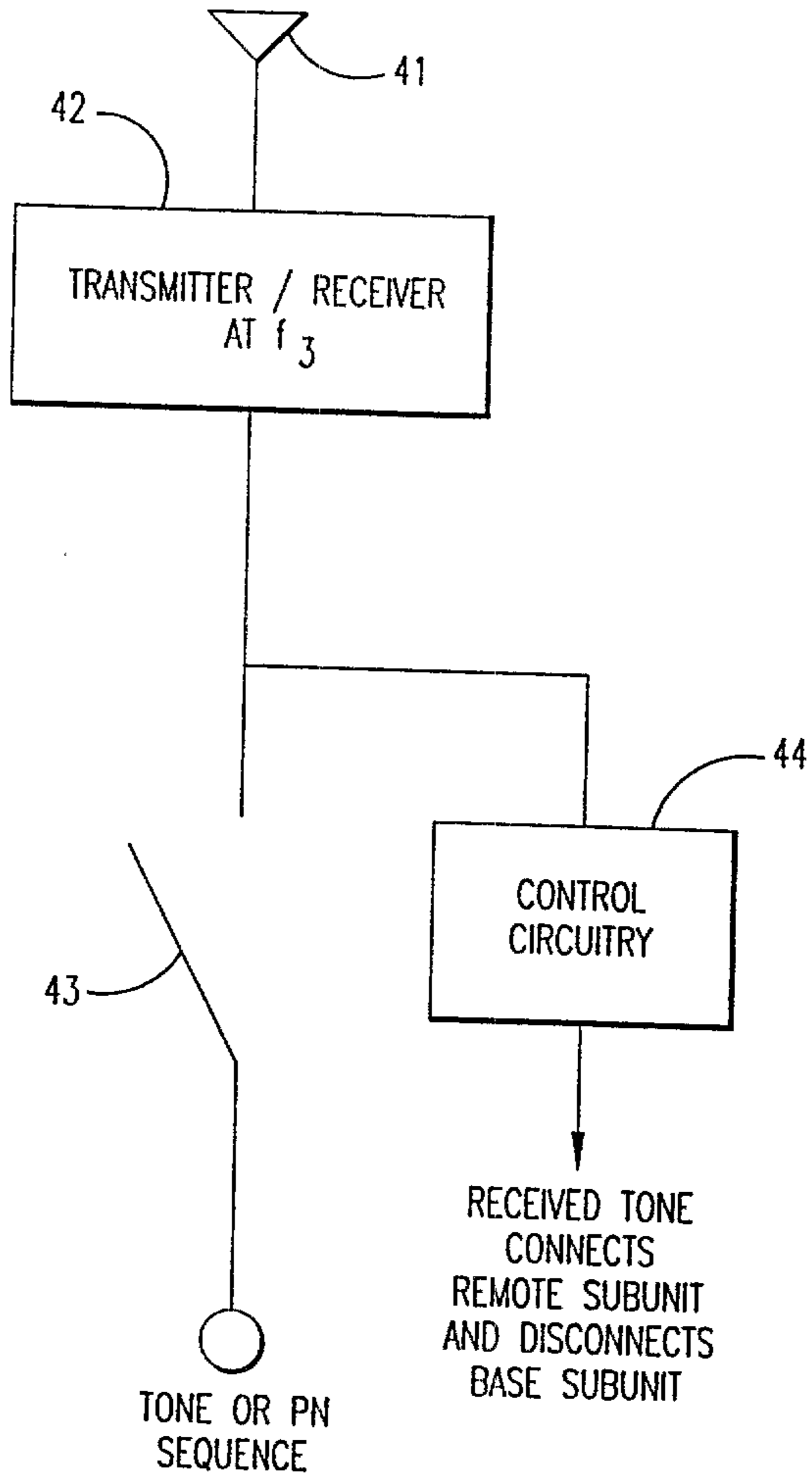


FIG.3

