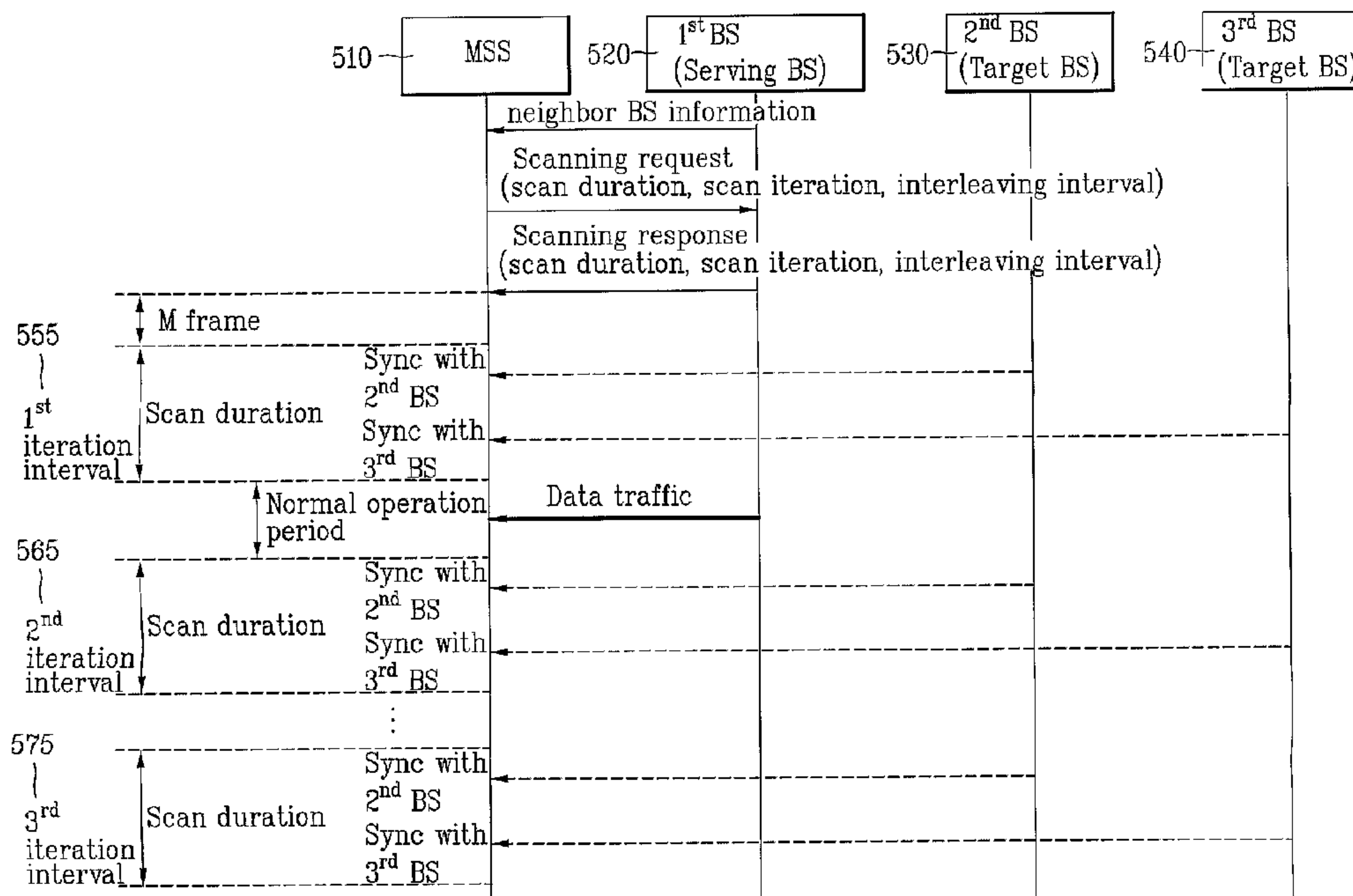




(86) Date de dépôt PCT/PCT Filing Date: 2005/06/07
 (87) Date publication PCT/PCT Publication Date: 2005/12/22
 (45) Date de délivrance/Issue Date: 2013/05/28
 (85) Entrée phase nationale/National Entry: 2006/11/22
 (86) N° demande PCT/PCT Application No.: KR 2005/001700
 (87) N° publication PCT/PCT Publication No.: 2005/120179
 (30) Priorités/Priorities: 2004/06/07 (KR10-2004-0041541);
 2004/06/22 (KR10-2004-0046708)

(51) Cl.Int./Int.Cl. *H04W 24/00* (2009.01),
H04W 36/30 (2009.01)
 (72) Inventeurs/Inventors:
 KIM, YONG HO, KR;
 CHO, KI HYOUNG, KR
 (73) Propriétaire/Owner:
 LG ELECTRONICS INC., KR
 (74) Agent: SMART & BIGGAR

(54) Titre : BALAYAGE DE STATIONS DE BASE AVOISINANTES DANS UN SYSTEME D'ACCES SANS FIL
 (54) Title: SCANNING NEIGHBORING BASE STATIONS IN WIRELESS ACCESS SYSTEM



(57) **Abrégé/Abstract:**

Scanning neighboring base stations in a wireless access system is provided. In one embodiment, a method of scanning neighboring base stations for assessing channel quality includes receiving from a serving base station information associated with at least one neighboring base station, and transmitting a scanning request message from a mobile subscriber station to the serving base station, wherein the scanning request message comprises a requested scan duration and a requested scan iteration, the requested scan iteration being associated with a requested number of iterations of the scanning of the at least one neighboring base station. The method also includes receiving a scanning response message from the serving base station, wherein the scanning response message comprises an allowed scan duration and an allowed scan iteration, the allowed scan iteration being associated with an allowed number of iterations of the scanning of the at least one neighboring base station.



(12) INTERNATIONAL APPLICATION PUBLISHED UNDER THE PATENT COOPERATION TREATY (PCT)

(19) World Intellectual Property
Organization
International Bureau



(43) International Publication Date
22 December 2005 (22.12.2005)

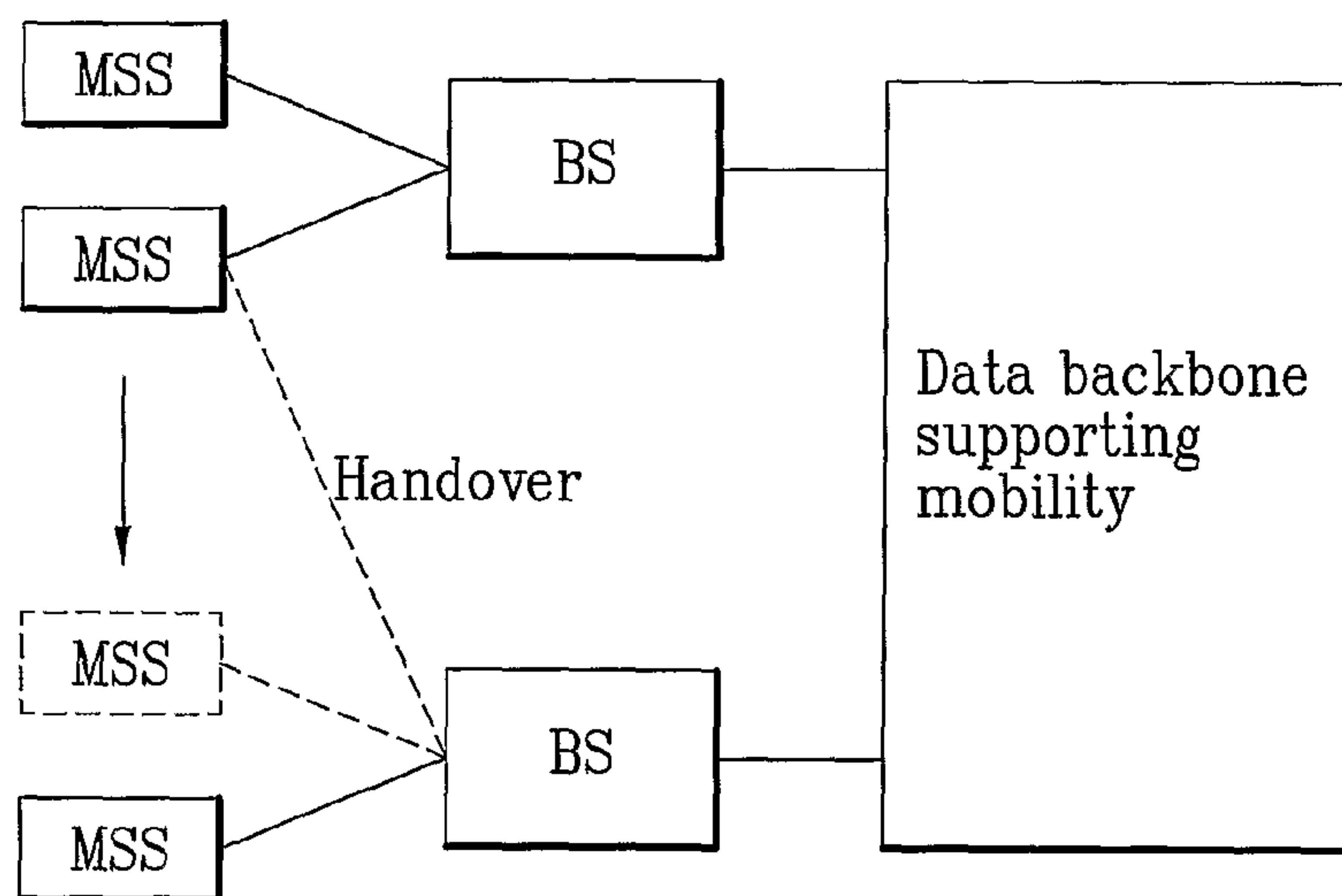
PCT

(10) International Publication Number
WO 2005/120179 A2

- (51) International Patent Classification: Not classified
- (21) International Application Number: PCT/KR2005/001700
- (22) International Filing Date: 7 June 2005 (07.06.2005)
- (25) Filing Language: English
- (26) Publication Language: English
- (30) Priority Data:
10-2004-0041541 7 June 2004 (07.06.2004) KR
10-2004-0046708 22 June 2004 (22.06.2004) KR
- (71) Applicant (for all designated States except US): LG ELECTRONICS INC. [KR/KR]; 20, Yoido-dong, Youngdungpo-gu, Seoul 150-721 (KR).
- (72) Inventors; and
- (75) Inventors/Applicants (for US only): KIM, Yong Ho [KR/KR]; 1503-1304, Hanireum-Hyun Dai APT., Sang-dong, Wonmi-gu, Bucheon-si, Gyeonggi-do 420-816 (KR). CHO, Ki Hyoung [KR/KR]; 115-907, Saemmaeul Hanyang Apt., Galsan-dong, Dongan-gu, Anyang-si, Gyeonggi-do 431-705 (KR).
- (74) Agents: KIM, Yong In et al.; KBK & Associates, 15th Floor Yo Sam Building, 648-23, Yeoksam-dong, Kangnam-gu, Seoul 135-080 (KR).
- (81) Designated States (unless otherwise indicated, for every kind of national protection available): AE, AG, AL, AM, AT, AU, AZ, BA, BB, BG, BR, BW, BY, BZ, CA, CH, CN, CO, CR, CU, CZ, DE, DK, DM, DZ, EC, EE, EG, ES, FI, GB, GD, GE, GH, GM, HR, HU, ID, IL, IN, IS, JP, KE, KG, KM, KP, KZ, LC, LK, LR, LS, LT, LU, LV, MA, MD, MG, MK, MN, MW, MX, MZ, NA, NG, NI, NO, NZ, OM, PG, PH, PL, PT, RO, RU, SC, SD, SE, SG, SK, SL, SM, SY, TJ, TM, TN, TR, TT, TZ, UA, UG, US, UZ, VC, VN, YU, ZA, ZM, ZW.
- (84) Designated States (unless otherwise indicated, for every kind of regional protection available): ARIPO (BW, GH, GM, KE, LS, MW, MZ, NA, SD, SL, SZ, TZ, UG, ZM, ZW), Eurasian (AM, AZ, BY, KG, KZ, MD, RU, TJ, TM), European (AT, BE, BG, CH, CY, CZ, DE, DK, EE, ES, FI, FR, GB, GR, HU, IE, IS, IT, LT, LU, MC, NL, PL, PT, RO, SE, SI, SK, TR), OAPI (BF, BJ, CF, CG, CI, CM, GA, GN, GQ, GW, ML, MR, NE, SN, TD, TG).

[Continued on next page]

(54) Title: SCANNING NEIGHBORING BASE STATIONS IN WIRELESS ACCESS SYSTEM



(57) Abstract: Scanning neighboring base stations in a wireless access system is provided. In one embodiment, a method of scanning neighboring base stations for assessing channel quality includes receiving from a serving base station information associated with at least one neighboring base station, and transmitting a scanning request message from a mobile subscriber station to the serving base station, wherein the scanning request message comprises a requested scan duration and a requested scan iteration, the requested scan iteration being associated with a requested number of iterations of the scanning of the at least one neighboring base station. The method also includes receiving a scanning response message from the serving base station, wherein the scanning response message comprises an allowed scan duration and an allowed scan iteration, the allowed scan iteration being associated with an allowed number of iterations of the scanning of the at least one neighboring base station.

WO 2005/120179 A2

WO 2005/120179 A2



Published:

— *without international search report and to be republished upon receipt of that report*

For two-letter codes and other abbreviations, refer to the "Guidance Notes on Codes and Abbreviations" appearing at the beginning of each regular issue of the PCT Gazette.

**SCANNING NEIGHBORING BASE STATIONS IN WIRELESS ACCESS
SYSTEM**

[DESCRIPTION]

TECHNICAL FIELD

5 The present invention relates generally to a wireless access system, and more particularly to scanning neighboring base stations in a wireless access system.

BACKGROUND ART

10 The IEEE802.16e system is part of a global standardization for broadband wireless access systems. IEEE802.16e does not have a hierarchical structure of HLR, VLR, MSC, BSC, RNC, etc. unlike second and third generation mobile communications systems, but does include a mobile subscriber station (MSS), a base station (BS), and an authentication service authorization server (ASA server). A physical (PHY) layer and a medium access control (MAC) layer are defined between the BS and the MSS.

15 FIG. 1 is a block diagram illustrating a related art broadband wireless access system in which a handover operation is performed on a data plane. FIG. 2 is a block diagram illustrating a related art broadband wireless access system in which a handover operation is performed on a control plane.

20 Referring to FIG. 1 and FIG. 2, a handover in a broadband wireless access system is performed according to IEEE802.16e, as explained below.

1. Pre-processing for Handover

Pre-processing for handover includes broadcasting associated information from a base

station to a neighboring base station to inform all mobile subscriber stations within a respective cell of the associated information (Network Topology Advertisement). The pre-processing also includes measuring a channel quality of the neighboring base station based on the associated information (MSS Scanning of Neighboring BS). The pre-processing
5 also includes matching parameters between the base station and the neighboring base station, such as for example, an initial mobile subscriber station power, a time difference for synchronization, and other parameters (Association Procedures).

a. Network Topology Advertisement

In network topology advertisement, the base station broadcasts information associated
10 with network configuration to all mobile subscriber stations within a cell via a MOB_NBR-ADV MAC message, thereby providing all mobile subscriber stations within the cell with the information pertaining to neighboring base stations.

b. MSS Scanning of Neighboring BS

In MSS scanning of neighboring BS, a mobile subscriber station (MSS) scans a
15 neighboring base station (BS) and requests a scanning interval for scanning the neighboring BS from the BS via a MOB_SCN-REQ MAC message. The BS then transmits a MOB_SCN-RSP MAC message in response to the request to assign an interval for scanning (scanning interval) the neighboring BS. Alternatively, the BS may directly transmit the MOB_SCN_RSP MAC message without a request from the MSS (unsolicited
20 response). In the case of an unsolicited response, the scanning interval and an offset unit for scanning start are assigned on a frame unit basis.

c. Association Procedures

During association procedures, the MSS performs a ranging process with a BS to normally join a cell. In the ranging process, the MSS acquires basic information for communications from the BS. In other words, the MSS performs BS scanning to select a new BS and then performs the association procedures. The MSS and the BS transmit a
5 RNG_REQ MAC message and a RNG_RSP MAC message, respectively, to set values such as for example, a power offset value, a timing offset value, and other values of the MSS to suitable values. Transmission of the RNG_REQ MAC message is called an initial ranging operation and is a basic operation that the MSS may perform in a network entry procedure. When a handover is performed, a target BS accepts a new MSS and transmits items
10 associated with the respective cell of the new MSS to the former serving BS and stores information pertaining to the MSS.

2. Handover Process

In a handover (HO) process, the MSS initiates handover with the neighboring BS based on the channel quality information acquired in the handover pre-processing.

15 a. Cell Selection

FIG. 3 is a diagram illustrating a related art cell selection procedure in a related art broadband wireless access system. In a cell selection procedure, a cell is changed to enable the MSS to make a new registration to a BS, allowing for reception of a signal having an SINR (signal to interference noise ratio) superior to that of a signal transmitted from the BS
20 of the current cell, prior to a normal registration of the MSS to a cell. In such case, since the MSS does not perform the registration procedure, the BS is unable to determine a moving situation of the MSS.

b. HO (handover) Initiation

In HO initiation, a handover may be initiated by the MSS or the BS. When the BS requests (initiates) a handover, the BS transmits a MOB_BSHO-REQ MAC message to the MSS. On the contrary, when the MSS requests a handover, the MSS transmits a
5 MOB_MSSHO-REQ MAC message to the BS.

If the MSS transmits the MOB_MSSHO-REQ MAC message, the MSS preferentially transmits the SINR of a signal received from a neighboring BS to the BS to enable the MOB_MSSHO-REQ MAC message to be transmitted to a current serving BS. The current serving BS then selects a candidate BS as a target BS for performing the handover.

10 In a case where the BS receives the MOB_MSSHO-REQ MAC message from the MSS or in a case when the BS has not yet transmitted the MOB_BSHO-REQ MAC message to handover the MSS, the BS may allow the handover of the MSS after confirmation of an acknowledgement (ACK) for handing over a specific MSS from the neighboring BS. After receiving the MOB_BSHO/MSSHO-REQ MAC message, the
15 MSS/BS transmits a MOB_MSSHO/BSHO-RSP MAC message to inform the BS/MSS of a target BS for the handover.

c. HO Cancellation

In HO cancellation, after the MSS/BS transmits the MOB_MSSHO/BSHO-REQ MAC message, the MSS may cancel the handover. In canceling the HO, the MSS sets a
20 specific field (HO_Type=01) of a MOB_HO-IND MAC message and transmits the set field to the BS. The BS receives the message and cancels the proceeding handover.

d. Termination with the Serving BS

In termination with the serving BS, the MSS transmits the MOB_HO-IND MAC message to inform the serving BS that the handover is normally completed and then completes the handover operation. In completing the handover operation, the MSS sets a specific field (HO_Type=00) of the MOB_HO-IND MAC message to transmit the information pertaining to the normal handover termination to the serving BS. The serving BS receives the MOB_HO-IND MAC message from the MSS and terminates a MAC state machine allocated to the MSS. The serving BS also terminates an ARQ (automatic repeat request) connection and all connections associated with data transmission.

e. HO Rejection

In HO rejection, the MSS is capable of rejecting a handover recommended by the BS. In rejecting a handover, the MSS sets a specific field (HO_Type=10) of the MOB_HO-IND MAC message and transmits the message to the BS. The BS receives the rejection message from the MSS, re-seeks for a target BS and re-transmits the MOB_BSHO-RSP MAC message to the MSS.

3. Neighboring BS Scanning Procedure

FIG. 4 is a diagram illustrating a related art neighboring base station scanning procedure. Referring to FIG. 4, a serving BS connected to an MSS broadcasts information pertaining to neighboring BSs to all MSSs within a BS domain.

The information pertaining to the neighboring BSs is delivered via a MOB-NBR-ADV message. A configuration of the MOB-NBR-ADV message is shown in Table 1.

[Table 1]

Syntax	Size	Notes
--------	------	-------

MOB-NBR- ADV_Message_Format(){		
Management Message Type = 49	8 bits	
Operator ID	24 bits	Unique ID assigned to the operator
N_NEIGHBORS	8 bits	
For(j=0; j<N_NEIGHBORS; J++){		
Neighboring BS-ID	48 bits	
Physical Frequency	32 bits	
Configuration Change Count	8 bits	
Hysteresis threshold	8 bits	
MAHO report period	8 bits	
TVL Encoded Neighbor information	Variable	TLV specific
}		
}		

Referring to Table 1, the MOB-NBR-ADV message includes a neighboring BS number, a neighboring BS identifier, a neighboring BS frequency, neighboring BS channel information, and other information.

After the MSS receives the MOB-NBR-ADV message, the MSS temporarily stops receiving data transmitted from the serving BS and transmits a MOB-SCN-REQ message for acquiring a time for channel quality measurement from the neighboring BS to the BS.

A configuration of the MOB-SCN-REQ message is shown in Table 2.

5 [Table 2]

Syntax	Size	Notes
MOB_SCN_REQ_Message_format(){		
Management Message Type = 50	8 bits	
Scan Duration	12 bits	Units are frames
Reserved	4 bits	
}		

While the MSS measures channel qualities of the neighboring BSs, the serving BS stops transmitting data to the MSS is then able to transmit data after receiving a scanning duration request from the MSS. The serving BS transmits a MOB-SCN-RSP message to the MSS in response to the MOB-SCN-REQ message. A configuration of the MOB-SCN-REQ

10 message is shown in Table 3.

[Table 3]

Syntax	Size	Notes
MOB_SCN_RSP_Message_format(){		
Management Message Type = 50	8 bits	

Scan Duration	12 bits	Units are frames
Start Frame	4 bits	
}		

As shown in the MOB-SCN-REQ message, the BS secures the scanning duration requested by the MSS, and the MSS starts the BS scanning after standing by for a start frame time.

The related art neighboring BS scanning method has several problems and disadvantages. In order to provide a seamless service from the BS, a moving MSS may request the handover. Alternatively, the BS may request the handover in order to balance its load. If the BS requests the handover, the MSS performs scanning on neighboring BSs to decide whether to perform the handover. If the handover is needed, the neighboring BSs must be continuously scanned. However, in order to obtain channel quality information in the related art method, the MSS must transmit the scanning request message and receive the corresponding scanning response message each time. Hence, the MSS continually occupies limited radio resources and unnecessarily consumes power for message transmission and reception.

15 DISCLOSURE OF THE INVENTION

Accordingly, the present invention is directed to scanning neighboring base stations in a wireless access system that substantially obviates one or more problems of the related art.

An object of the present invention is to provide a neighboring BS scanning method in

which an mobile subscriber station (MSS) efficiently measures a quality of a physical channel required for a handover and transmits a corresponding result to a base station (BS).

Additional advantages, objects, and features of the invention will be set forth in part in the description which follows and in part will become apparent to those having ordinary
5 skill in the art upon examination of the following or may be learned from practice of the invention. The objectives and other advantages of the invention may be realized and attained by the structure particularly pointed out in the written description and claims hereof as well as the appended drawings.

To achieve these objects and other advantages and in accordance with the purpose of
10 the invention, as embodied and broadly described herein, in one embodiment, a method of scanning neighboring base stations for assessing channel quality in a wireless communication system includes receiving from a serving base station information associated with at least one neighboring base station, and transmitting a scanning request message from a mobile subscriber station to the serving base station, wherein the scanning
15 request message comprises a requested scan duration and a requested scan iteration, the requested scan iteration being associated with a requested number of iterations of the scanning of the at least one neighboring base station. The method also includes receiving a scanning response message from the serving base station, wherein the scanning response message comprises an allowed scan duration and an allowed scan iteration, the allowed
20 scan iteration being associated with an allowed number of iterations of the scanning of the at least one neighboring base station.

The scanning request message may preferably further comprise a requested

interleaving interval associated with a requested time period between each scan. The scanning response message may preferably further comprise an allowed interleaving interval associated with an allowed time period between each scan.

During each of the allowed interleaving interval the serving base station and the
5 mobile subscriber station may preferably be in a normal operation mode. If the mobile subscriber station transmits any data to the serving base station during the allowed scan duration then the scanning of the at least one neighboring base station may preferably be terminated.

The requested scan duration may preferably be associated with a requested time period
10 in which the mobile subscriber station initiates and terminates the scanning of the at least one neighboring base station. The allowed scan duration may preferably be associated with an allowed time period in which the mobile subscriber station initiates and terminates the scanning of the at least one neighboring base station.

The scanning response message from the serving base station may further comprise a
15 scan report mode, wherein the scan report mode is associated with a reporting frequency of the mobile subscriber station to the serving base station. The scan report mode may preferably comprise at least one of (1) no report, (2) periodic report, and (3) event triggered report. The mobile subscriber station may preferably transmit a scan report to the serving base station in response to the scan report mode.

20 The allowed scan duration and the allowed scan iteration may preferably be determined by the serving base station in response to the requested scan duration and the requested scan iteration and a network load.

74420-152

11

In another embodiment, a method of scanning neighboring base stations for assessing channel quality in a wireless communication system, includes receiving from a serving base station information associated with at least one neighboring base station, and receiving a scanning response message from the serving base station, wherein the scanning response message comprises a scan duration and a scan iteration, the scan iteration being associated with a number of iterations of the scanning of the at least one neighboring base station.

In yet another embodiment, a method of scanning neighboring base stations for assessing channel quality in a wireless communication system includes transmitting to a mobile subscriber station information associated with at least one neighboring base station, and transmitting a scanning response message from a serving base station, wherein the scanning response message comprises an allowed scan duration and an allowed scan iteration, the allowed scan iteration being associated with an allowed number of iterations of the scanning of the at least one neighboring base station. The method may preferably also include receiving a scanning request message from a mobile subscriber station to the serving base station before transmitting the scanning response message, wherein the scanning request message comprises a requested scan duration and a requested scan iteration, the requested scan iteration being associated with a requested number of iterations of the scanning of the at least one neighboring base station.

74420-152

11a

In a further embodiment there is provided a method of scanning neighboring base stations for assessing channel quality in a wireless communication system, the method comprising: receiving from a serving base station information associated with at least one neighboring base station;

5 transmitting a scanning request message from a mobile subscriber station to the serving base station, the scanning request message comprising a requested scan duration, a requested interleaving interval and a requested scan iteration, wherein the requested scan iteration is associated with a requested number of iterations of the scanning of the at least one neighboring base station and the requested

10 interleaving interval is interleaved between each scan; and receiving a scanning response message from the serving base station, wherein the scanning response message comprising an allowed scan duration, an allowed interleaving interval and an allowed scan iteration, wherein the allowed scan iteration is associated with an allowed number of iterations of the scanning of the at least one

15 neighboring base station and the allowed interleaving interval is interleaved between each scan.

In a yet further embodiment there is provided a method of scanning neighboring base stations for assessing channel quality in a wireless communication system, the method comprising: receiving from a serving base

20 station information associated with at least one neighboring base station; and receiving a scanning response message from the serving base station, the scanning response message comprising a scan duration, an interleaving interval and a scan iteration, wherein the scan iteration is associated with a number of iterations of the scanning of the at least one neighboring base station, and the

25 interleaving interval is interleaved between each scan.

In a still further embodiment there is provided a mobile subscriber station configured to scan neighboring base stations for assessing channel quality in a wireless communication system, the mobile subscriber station comprising:

30 means for receiving from a serving base station information associated with at least one neighboring base station; means for transmitting a scanning request message to a serving base station, the scanning request message comprising a requested scan duration, a requested interleaving interval and a requested scan

74420-152

11b

iteration, wherein the requested scan iteration is associated with a requested number of iterations of the scanning of the at least one neighboring base station and the requested interleaving interval is interleaved between each scan; and means for receiving a scanning response message from the serving base station,
5 the scanning response message comprising an allowed scan duration, an allowed interleaving interval and an allowed scan iteration, wherein the allowed scan iteration is associated with an allowed number of iterations of the scanning of the at least one neighboring base station and the allowed interleaving interval is interleaved between each scan.

10 In yet another embodiment there is provided a method for supporting scanning neighboring base stations of a mobile station, the method comprising: transmitting information associated with at least one neighboring base station to the mobile subscriber station; and transmitting a scanning response message to the mobile subscriber station, the scanning response message comprising a first
15 scan duration, a first interleaving interval and a first scan iteration, wherein the first scan iteration is associated with a number of iterations of the scanning of the at least one neighboring base station, and wherein the first interleaving interval is interleaved between scanning intervals.

In still another embodiment there is provided a serving base station
20 configured to supporting scanning neighboring base stations of a mobile station in a wireless communication system, the serving base station comprising: means for transmitting information associated with at least one neighboring base station to a mobile subscriber station; means for receiving a scanning request message from a mobile subscriber station to the serving base station, the scanning request
25 message comprising a first scan duration, a first interleaving interval and a first scan iteration, wherein the first scan iteration is associated with the number of iterations of the scanning of the at least one neighboring base station, and wherein the first interleaving interval is interleaved between scanning intervals; and means for transmitting a scanning response message to the mobile
30 subscriber station, the scanning response message comprising a second scan duration, a second interleaving interval and a second scan iteration, wherein the second scan iteration is associated with the number of iterations of the scanning

74420-152

11c

of the at least one neighboring base station, and wherein the second interleaving interval is interleaved between scanning intervals.

It is to be understood that both the foregoing general description and the following detailed description of the present invention are exemplary and
5 explanatory and are intended to provide further explanation of the invention as claimed.

The foregoing and other objects, features, aspects and advantages of the present

invention will become more apparent from the following detailed description of the present invention when taken in conjunction with the accompanying drawings. It is to be understood that both the foregoing general description and the following detailed description of the present invention are exemplary and explanatory and are intended to provide further explanation of the invention as claimed.

BRIEF DESCRIPTION OF THE DRAWINGS

The accompanying drawings, which are included to provide a further understanding of the invention and are incorporated in and constitute a part of this application, illustrate embodiments of the invention and together with the description serve to explain the principles of the invention.

FIG. 1 is a block diagram illustrating a broadband wireless access system in which a handover operation is performed on a data plane.

FIG. 2 is a block diagram illustrating a broadband wireless access system in which a handover operation is performed on a control plane.

FIG. 3 is a diagram illustrating a cell selection procedure in a broadband wireless access system.

FIG. 4 is a diagram illustrating a neighboring base station scanning procedure.

FIG. 5 is a diagram illustrating a neighboring base station scanning procedure, according to one embodiment of the present invention.

BEST MODE FOR CARRYING OUT THE INVENTION

Reference will now be made in detail to the preferred embodiments of the present invention, examples of which are illustrated in the accompanying drawings. Wherever possible, the same reference numbers will be used throughout the drawings to refer to the same or like parts.

In one embodiment, a request to perform a scan for channel quality measurement (scanning request message) of neighboring base stations is sent to a serving base station (BS). A mobile subscriber station (MSS) transmits a cycle and an iteration count for performance of the scan (scanning) to the serving BS to enable periodic scanning. In periodic scanning of the neighboring BSs, the cycle for performing the scanning may correspond to a time between scan execution intervals. The time between scan execution intervals may be, for example, a general interleaving interval for transmitting data between the MSS and the serving BS. The cycle for performing the scanning is called a normal operation interval (interleaving interval). During the normal operation interval, the MSS and the serving BS may communicate traffic data. Information pertaining to channel quality (channel quality information) measured by the MSS may include a signal to interference noise ratio (SINR) from a neighboring BS, a bit error rate, a quality of service identifier, and other information.

An exemplary configuration of a scanning request message (scan request message) is shown in Table 4.

[Table 4]

Syntax	Size	Notes
--------	------	-------

MOB_SCN_REQ_Message_format(){		
Management Message Type = 50	8 bits	
Scan Duration	12 bits	Units are frames
Interleaving Interval	X bits	
Scan Iteration	Y bits	
}		

Referring to Table 4, the MSS transmits information for periodic scan execution to the serving BS using a scanning request message. The scanning request message may include information pertaining to a length of a scanning duration (scan duration), a time to start the scanning (start frame), a count of iterated scanning (scan iteration), and a general function execution interval (interleaving interval). In response to receipt of the scanning request message, the serving BS transmits a scanning response message to the MSS.

An exemplary configuration of the scanning response message is shown in Table 5.

[Table 5]

Syntax	Size	Notes
MOB_SCN_RSP_Message_format(){		
Management Message Type = 50	8 bits	
Scan Duration	12 bits	Units are frames

Start Frame	4 bits	
Interleaving Interval	X bits	
Scan Iteration	Y bits	
}		

Referring to Table 5, the serving BS transmits the scanning response message to the MSS in response to receipt of the scanning request message. The scanning response message may include information pertaining to a length of a scanning duration (scan duration), a time to start the scanning (start frame), a count of iterated scanning (scan iteration), and a general function execution interval (interleaving interval).

The MSS periodically measures the channel quality of the neighboring BSs based on the information included in the scanning response message transmitted from the serving BS. In another embodiment, the information pertaining to the length of a scanning duration (scan duration), the time to start the scanning (start frame), the count of iterated scanning (scan iteration), and the general function execution interval (interleaving interval) are transmitted by the BS to the MSS in response to the request from the MSS. Alternatively, the information pertaining to the length of a scanning duration (scan duration), the time to start the scanning (start frame), the count of iterated scanning (scan iteration), and the general function execution interval (interleaving interval) may be transmitted by the serving BS to the MSS without a request from the MSS (unsolicited response).

FIG. 5 is a diagram illustrating a neighboring base station scanning procedure, according to one embodiment of the present invention. Referring to FIG. 5, in one embodiment, a 1st BS (serving BS) 520 may preferably store the data rather than transmit

the data to an MSS 510 during a scanning duration (scan duration), such as the scan durations related to the 1st, 2nd, and 3rd iteration intervals 555, 565, and 575, respectively, in which the MSS 510 is measuring channel quality of neighboring BSs (target BSs); i.e. the 2nd BS 530 and the 3rd BS 540. The serving BS 520 may then transmit the stored data
5 during an interval in which the MSS 510 is not scanning the neighboring BSs 530 and 540, i.e., during a general function execution interval (interleaving interval).

In another embodiment, if a data transmission time is prolonged such that the data transmission is not completed by a new scanning start time (start frame) of the MSS 510, the serving BS 520 may ignore the scanning start time and continue transmitting the data.
10 Alternatively, the data transmission may be stopped to allow for the new scanning start time. In such case where the data transmission is stopped, the data transmission may be restarted after the scanning duration of the MSS 510 ends.

In yet another embodiment, if the serving BS 520 ignores the scanning start time of the MSS 510 and continues transmitting the data, the MSS 510 may stop performing scanning
15 in response to a determination by the MSS 510 that the scanning duration, the general function execution interval (interleaving interval), and the scanning iteration count assigned by the serving BS 520 via the scanning response message are no longer valid. Also, in such case where the serving BS 520 ignores the scanning start time of the MSS 510 and continues transmitting the data, data and scanning procedures received from the serving BS
20 520 which relate to an iteration count that has not been executed may then be executed. Alternatively, the MSS 510 may continue scanning during the data transmission from the serving BS 520, thereby enabling the MSS 510 to perform scanning during the entire

scanning duration (scan duration x scan iteration) initially assigned by the serving BS 520.

In still another embodiment, the serving BS 520 may use a result of neighboring (target) BS channel quality measurement acquired from scanning by the MSS 510 to determine whether to command execution of the handover to the MSS 510. In this case, the
5 serving BS 520 may request the neighboring BS channel quality measurement from the MSS 510 to determine whether it is necessary to perform the handover. The serving BS 520 may also command execution of the handover to the MSS 510 to adjust the network load of the serving BS 520.


In yet another embodiment, the channel quality measurement request from the serving
10 BS 520 to the MSS 510 may be initiated based on necessity of the serving BS 520. In this case, the MSS 510 transmits the result of neighboring BS channel quality measurement (channel quality measurement result) to the requesting (serving) BS 520. For example, the MSS 510 may preferably send parameters including requested scan iteration, interleaving interval, and scan duration to the serving base station 520. The serving BS 520 may use
15 these received parameters in combination with the scheduling and data buffer capabilities of the serving BS 520. Alternatively, the serving BS 520 may change the parameters. The transmission of the channel quality measurement result may be executed by periodically reporting the channel quality measurement result regardless of the time point or cycle of the measurement. Alternatively, the channel quality measurement result may be reported each
20 time the MSS 510 measures the channel qualities. The measurement reporting method of the MSS 510 may be selected by the serving BS 520 or the MSS 510.

An exemplary configuration of a scanning response message including the information

pertaining to the selection is shown in Table 6.

[Table 6]

Syntax	Size	Notes
MOB-SCN- RSP_Message_Format(){		
Management Message Type = 50	8 bits	
Scan Duration	12 bits	Units are frames
Start Frame	4 bits	
Interleaving Interval	X bits	
Scan Iteration	Y bits	
Scan Report Mode	2 bits	00: no report 01: periodic report 10: event triggered report 11: reserved
Scan Report Period	Z bits	Available when the value of Scan Report is set to 01



The MSS may preferably report the channel quality measurement result according to an identifier of the scanning response message received from the serving BS at each measurement. Alternatively, the MSS may preferably report the channel quality measurement result according to an identifier of the scanning response message received from the serving BS periodically. In the case of reporting the channel quality measurement result periodically, a separate measurement result report period may be set. Alternatively, the MSS may not report the channel quality measurement result.

In one embodiment, the MSS is not required to send a confirm message in response to receiving the scanning response message from the serving BS. For example, if the MSS performs an action different from that commanded by the serving BS, the serving BS may determine that the scanning response message is incorrect and send another scanning response message.

When a message requesting a new scanning and report is received from the target BS while the target BS is in the process of reporting a scanning result to the serving BS, the MSS may ignore all current scanning and report procedures and may perform a scanning and report procedure according to the new request message.

Periodically repeated scan duration and interleaving intervals that enable data transmission and/or reception may be interrupted by a request from the serving BS. When the serving BS requests such an interruption, the serving BS may fill a specific entry (scan duration, interleaving interval, scan iteration) in the scanning response message shown in

Table 5 with a specific value, e.g., 0, for notification purposes. Furthermore, repeated scan duration and interleaving intervals that enable data transmission and/or reception may also be interrupted by a request from the MSS. When the MSS requests such an interruption, the MSS may fill a specific entry (scan duration, interleaving interval, scan iteration) in the scanning request message shown in Table 4 with a specific value, e.g., 0, for notification purposes.

In one embodiment, a method of scanning neighboring base stations for assessing channel quality in a wireless communication system includes receiving from a serving base station information associated with at least one neighboring base station, and transmitting a scanning request message from a mobile subscriber station to the serving base station, wherein the scanning request message comprises a requested scan duration and a requested scan iteration, the requested scan iteration being associated with a requested number of iterations of the scanning of the at least one neighboring base station. The method also includes receiving a scanning response message from the serving base station, wherein the scanning response message comprises an allowed scan duration and an allowed scan iteration, the allowed scan iteration being associated with an allowed number of iterations of the scanning of the at least one neighboring base station.

The scanning request message may preferably further comprise a requested interleaving interval associated with a requested time period between each scan. The scanning response message may preferably further comprise an allowed interleaving interval associated with an allowed time period between each scan.

During each of the allowed interleaving interval the serving base station and the

mobile subscriber station may preferably be in a normal operation mode. If the mobile subscriber station transmits any data to the serving base station during the allowed scan duration then the scanning of the at least one neighboring base station may preferably be terminated.

5 The requested scan duration may preferably be associated with a requested time period in which the mobile subscriber station initiates and terminates the scanning of the at least one neighboring base station. The allowed scan duration may preferably be associated with an allowed time period in which the mobile subscriber station initiates and terminates the scanning of the at least one neighboring base station.

10 The scanning response message from the serving base station may further comprise a scan report mode, wherein the scan report mode is associated with a reporting frequency of the mobile subscriber station to the serving base station. The scan report mode may preferably comprise at least one of (1) no report, (2) periodic report, and (3) event triggered report. The mobile subscriber station may preferably transmit a scan report to the serving
15 base station in response to the scan report mode.

The allowed scan duration and the allowed scan iteration may preferably be determined by the serving base station in response to the requested scan duration and the requested scan iteration and a network load.

In another embodiment, a method of scanning neighboring base stations for assessing
20 channel quality in a wireless communication system, includes receiving from a serving base station information associated with at least one neighboring base station, and receiving a scanning response message from the serving base station, wherein the scanning response

message comprises a scan duration and a scan iteration, the scan iteration being associated with a number of iterations of the scanning of the at least one neighboring base station.

In yet another embodiment, a method of scanning neighboring base stations for assessing channel quality in a wireless communication system includes transmitting to a mobile subscriber station information associated with at least one neighboring base station, and transmitting a scanning response message from a serving base station, wherein the scanning response message comprises an allowed scan duration and an allowed scan iteration, the allowed scan iteration being associated with an allowed number of iterations of the scanning of the at least one neighboring base station. The method may preferably also include receiving a scanning request message from a mobile subscriber station to the serving base station before transmitting the scanning response message, wherein the scanning request message comprises a requested scan duration and a requested scan iteration, the requested scan iteration being associated with a requested number of iterations of the scanning of the at least one neighboring base station.

Accordingly, the MSS performs scanning of neighboring BSs in a wireless access system without repeatedly transmitting or receiving the scanning request or response messages.

It will be apparent to those skilled in the art that various modifications and variations can be made in the present invention without departing from the spirit or scope of the inventions. Thus, it is intended that the present invention covers the modifications and variations of this invention provided they come within the scope of the appended claims and their equivalents.

INDERSTRIAL APPLICABILITY

The present invention can be applied to a broadband wireless access system.

74420-152

24

CLAIMS:

1. A method of scanning neighboring base stations for assessing channel quality in a wireless communication system, the method comprising:

receiving from a serving base station information associated with at
5 least one neighboring base station;

transmitting a scanning request message from a mobile subscriber station to the serving base station, the scanning request message comprising a requested scan duration, a requested interleaving interval and a requested scan iteration, wherein the requested scan iteration is associated with a requested
10 number of iterations of the scanning of the at least one neighboring base station and the requested interleaving interval is interleaved between each scan; and

receiving a scanning response message from the serving base station, wherein the scanning response message comprising an allowed scan duration, an allowed interleaving interval and an allowed scan iteration, wherein
15 the allowed scan iteration is associated with an allowed number of iterations of the scanning of the at least one neighboring base station and the allowed interleaving interval is interleaved between each scan.
2. The method of claim 1, wherein during each allowed interleaving interval the serving base station and the mobile subscriber station are in a normal
20 operation mode.
3. The method of claim 1, wherein if the mobile subscriber station transmits any data to the serving base station during the allowed scan duration then the scanning of the at least one neighboring base station is terminated.
4. The method of claim 1, wherein the requested scan duration is
25 associated with a requested time period in which the mobile subscriber station initiates and terminates the scanning of the at least one neighboring base station.
5. The method of claim 1, wherein the allowed scan duration is associated with an allowed time period in which the mobile subscriber station initiates and terminates the scanning of the at least one neighboring base station.

74420-152

25

6. The method of claim 1, wherein the allowed scan duration and the allowed scan iteration are determined by the serving base station in response to the requested scan duration and the requested scan iteration and a network load.

7. A method of scanning neighboring base stations for assessing
5 channel quality in a wireless communication system, the method comprising:

receiving from a serving base station information associated with at least one neighboring base station; and

receiving a scanning response message from the serving base station, the scanning response message comprising a scan duration, an
10 interleaving interval and a scan iteration, wherein the scan iteration is associated with a number of iterations of the scanning of the at least one neighboring base station, and the interleaving interval is interleaved between each scan.

8. The method of claim 7, wherein during each interleaving interval the serving base station is in a normal operation mode.

15 9. The method of claim 7, wherein the scan duration is associated with a time period in which the serving base station initiates and terminates the scanning of the at least one neighboring base station.

10. A mobile subscriber station configured to scan neighboring base stations for assessing channel quality in a wireless communication system, the
20 mobile subscriber station comprising:

means for receiving from a serving base station information associated with at least one neighboring base station;

means for transmitting a scanning request message to a serving base station, the scanning request message comprising a requested scan
25 duration, a requested interleaving interval and a requested scan iteration, wherein the requested scan iteration is associated with a requested number of iterations of the scanning of the at least one neighboring base station and the requested interleaving interval is interleaved between each scan; and

74420-152

26

means for receiving a scanning response message from the serving base station, the scanning response message comprising an allowed scan duration, an allowed interleaving interval and an allowed scan iteration, wherein the allowed scan iteration is associated with an allowed number of iterations of the scanning of the at least one neighboring base station and the allowed interleaving interval is interleaved between each scan.

11. The mobile subscriber station of claim 10, wherein the requested scan duration is associated with an allowed time period in which the mobile subscriber station initiates and terminates the scanning of the at least one neighboring base station.

12. A method for supporting scanning neighboring base stations of a mobile station, the method comprising:

transmitting information associated with at least one neighboring base station to the mobile subscriber station; and

15 transmitting a scanning response message to the mobile subscriber station, the scanning response message comprising a first scan duration, a first interleaving interval and a first scan iteration, wherein the first scan iteration is associated with a number of iterations of the scanning of the at least one neighboring base station, and wherein the first interleaving interval is interleaved between scanning intervals.

13. The method of claim 12, further comprising receiving a scanning request message from the mobile subscriber station to the serving base station before transmitting the scanning response message, the scanning request message comprising a second scan duration, a second interleaving interval and a second scan iteration, wherein the second scan iteration is associated with the number of iterations of the scanning of the at least one neighboring base station, and wherein the second interleaving interval is interleaved between scanning intervals.

74420-152

27

14. The method of claim 12, wherein during each of the first interleaving interval the serving base station and the mobile subscriber station are in a normal operation mode.
15. The method of claim 13, wherein during each of the first interleaving
5 interval the serving base station and the mobile subscriber station are in a normal operation mode.
16. The method of claim 13, wherein if the mobile subscriber station transmits any data to the serving base station during the first scan duration then the scanning of the at least one neighboring base station is terminated.
- 10 17. The method of claim 13, wherein the first scan duration and the second scan duration is associated with a time period in which the mobile subscriber station initiates and terminates the scanning of the at least one neighboring base station.
18. The method of claim 12, wherein the first scan duration is associated
15 with a time period in which the mobile subscriber station initiates and terminates the scanning of the at least one neighboring base station.
19. The method of claim 12, wherein the scanning response message further comprises a first start frame, the first start frame is associated with a time to start scanning.
- 20 20. The method of claim 13, wherein the scanning request message further comprises a second start frame, the second start frame is associated with a time to start scanning.
21. The method of claim 12, wherein the first scan duration which is set to zero indicates the scanning request is denied.
- 25 22. The method of claim 13, wherein the first scan duration and the first scan iteration are determined by the serving base station based on the second scan duration and the second scan iteration and a network load.

74420-152

28

23. A serving base station configured to supporting scanning neighboring base stations of a mobile station in a wireless communication system, the serving base station comprising:

means for transmitting information associated with at least one
5 neighboring base station to a mobile subscriber station;

means for receiving a scanning request message from a mobile subscriber station to the serving base station, the scanning request message comprising a first scan duration, a first interleaving interval and a first scan iteration, wherein the first scan iteration is associated with the number of iterations
10 of the scanning of the at least one neighboring base station, and wherein the first interleaving interval is interleaved between scanning intervals; and

means for transmitting a scanning response message to the mobile subscriber station, the scanning response message comprising a second scan duration, a second interleaving interval and a second scan iteration, wherein the
15 second scan iteration is associated with the number of iterations of the scanning of the at least one neighboring base station, and wherein the second interleaving interval is interleaved between scanning intervals.

24. The base station of claim 23, wherein the first scan duration is associated with a time period in which the mobile subscriber station initiates and
20 terminates the scanning of the at least one neighboring base station.

25. The base station of claim 23, wherein the second scan duration is associated with a time period in which the mobile subscriber station initiates and terminates the scanning of the at least one neighboring base station.

26. The base station of claim 23, wherein during each of the second interleaving interval the serving base station and the mobile subscriber station are
25 in a normal operation mode.

27. The base station of claim 23, wherein if the mobile subscriber station transmits any data to the serving base station during the second scan duration then the scanning of the at least one neighboring base station is terminated.

74420-152

29

28. The base station of claim 23, wherein the scanning request message further comprises a first start frame, the first start frame is associated with a time to start scanning.

29. The base station of claim 23, wherein the second scan duration
5 which is set to zero indicates the scanning request is denied.

30. The base station of claim 23, wherein the second scan duration and the second scan iteration are determined by the serving base station based on the first scan duration and the first scan iteration and a network load.

1/4

FIG. 1
Related Art

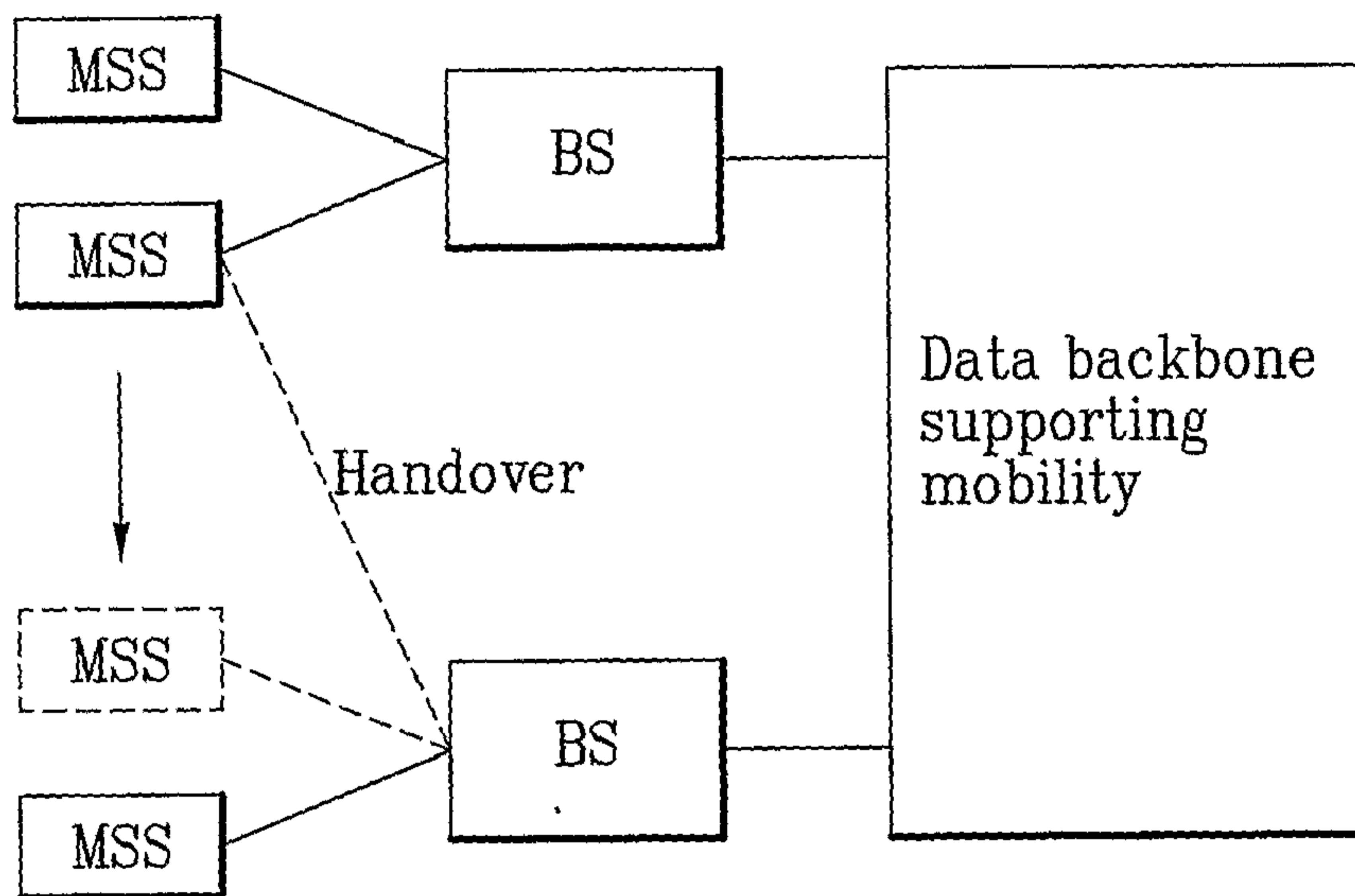


FIG. 2
Related Art

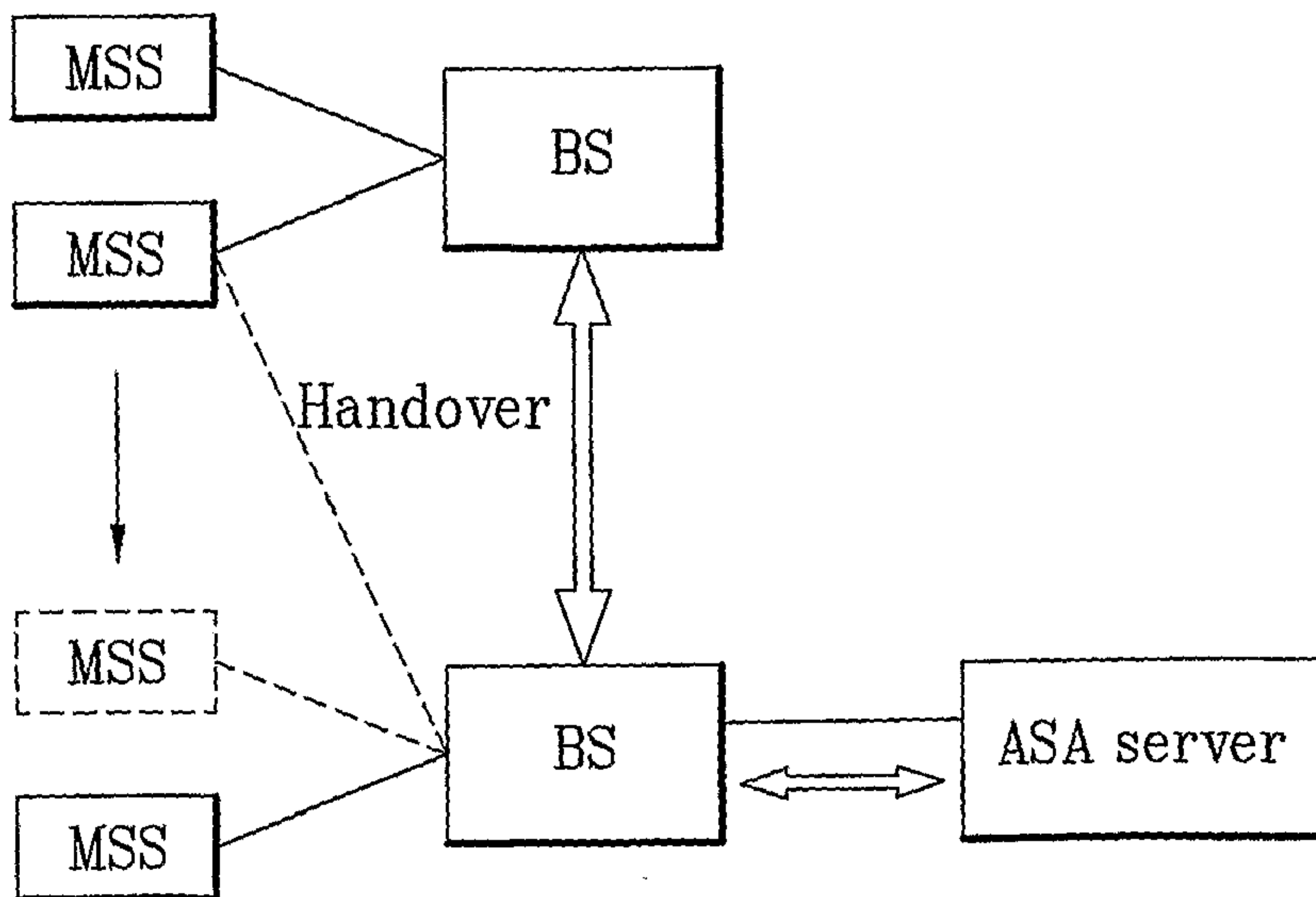
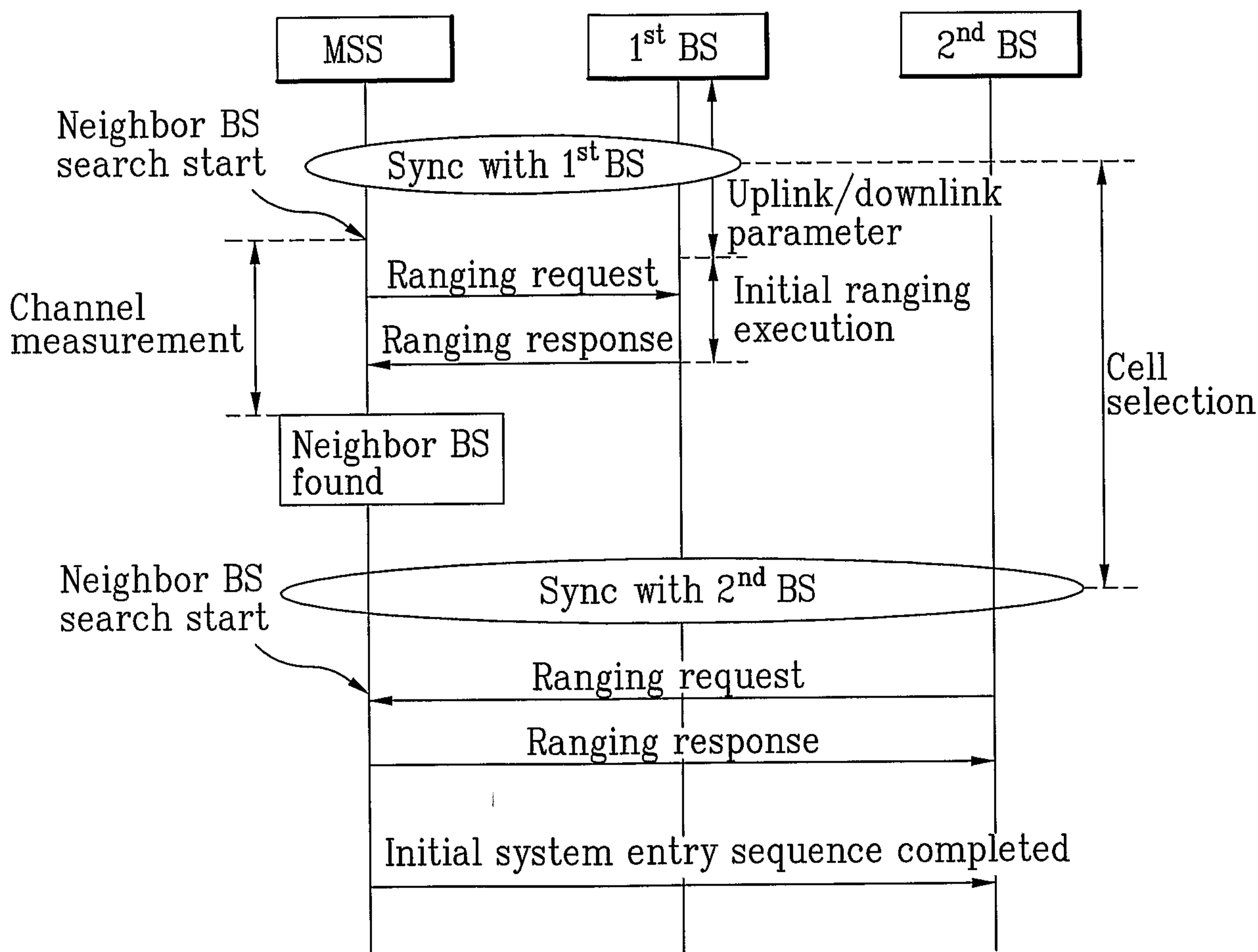


FIG. 3
Related Art



3/4

FIG. 4
Related Art

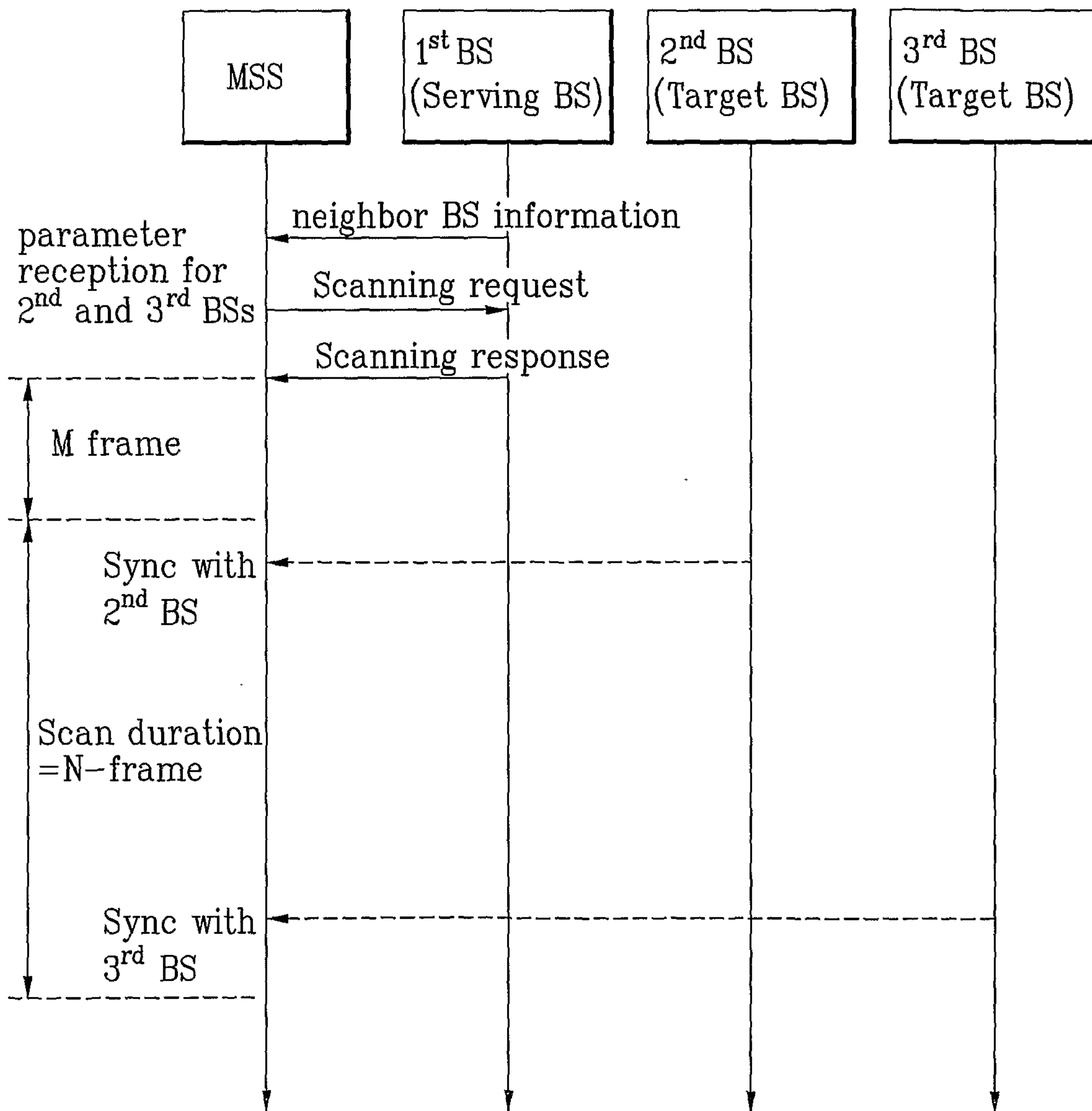


FIG. 5

