



US00D511804S

(12) **United States Design Patent**
Mullen

(10) **Patent No.:** **US D511,804 S**

(45) **Date of Patent:** **** Nov. 22, 2005**

(54) **BAIT TONGS FOR HANDLING FISH**

D354,095 S * 1/1995 Aspinwall D22/150
D475,585 S * 6/2003 Chen D7/686

(76) Inventor: **Michael D. Mullen**, 105 Cara Ct.,
Northfield, NJ (US) 08225

* cited by examiner

(**) Term: **14 Years**

Primary Examiner—Catherine R. Oliver
(74) *Attorney, Agent, or Firm*—Stuart M. Goldstein

(21) Appl. No.: **29/213,227**

(57) **CLAIM**

(22) Filed: **Sep. 15, 2004**

The ornamental design for bait tongs for handling fish, as shown and described.

(51) **LOC (8) Cl.** **22-05**

(52) **U.S. Cl.** **D22/149**

(58) **Field of Search** D22/149–150,
D22/134, 199; 43/55, 53.5, 5; D7/666,
686; 606/205; 294/8.5

DESCRIPTION

FIG. 1 is a front view of the tongs of the present invention. FIG. 2 is a side view of the tongs of the present invention. FIG. 3 is the opposite side view of the tongs of the present invention.

(56) **References Cited**

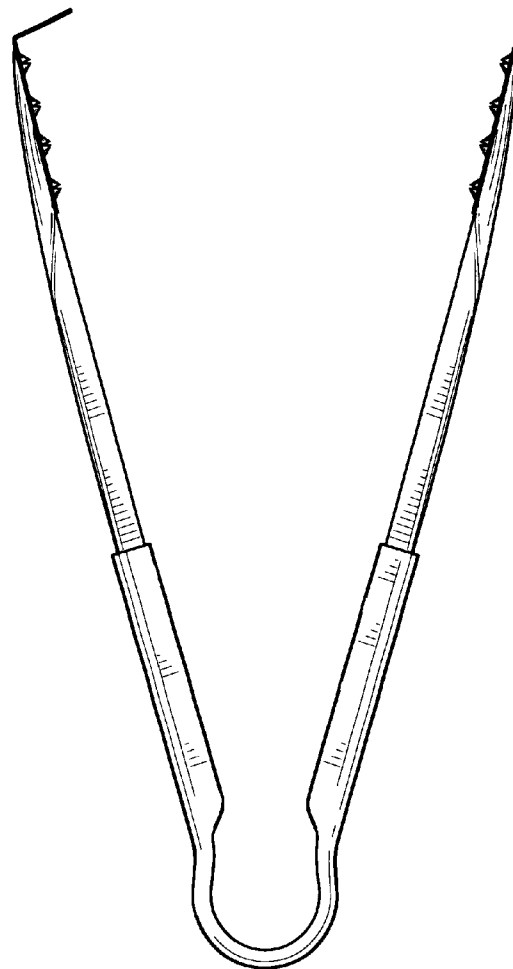
U.S. PATENT DOCUMENTS

2,800,356 A * 7/1957 Benton D22/150
D266,640 S * 10/1982 Trombly D7/686
4,620,386 A * 11/1986 Hare 43/53.5

FIG. 4 is a bottom view of the tongs of the present invention; and,

FIG. 5 is a top view of the tongs of the present invention.

1 Claim, 3 Drawing Sheets



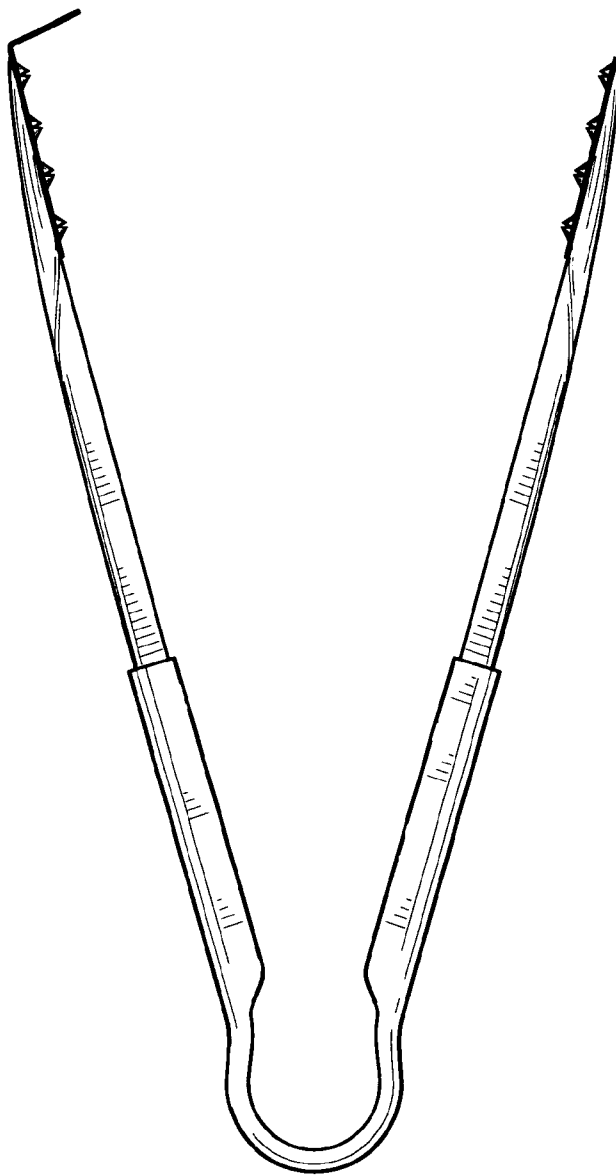


FIG. 1

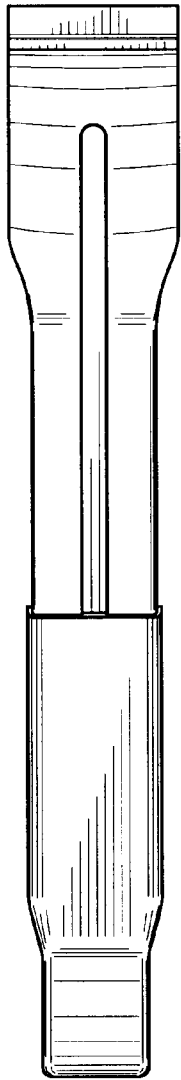


FIG. 2

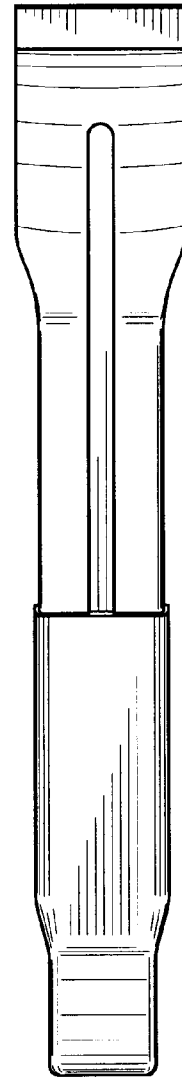


FIG. 3

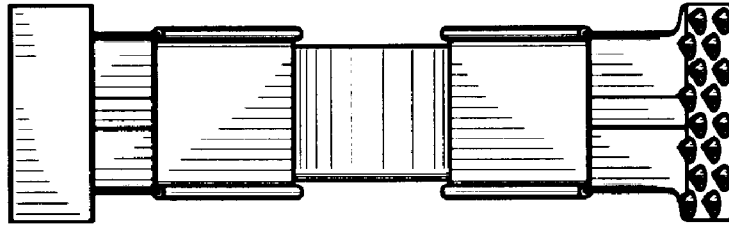


FIG. 4

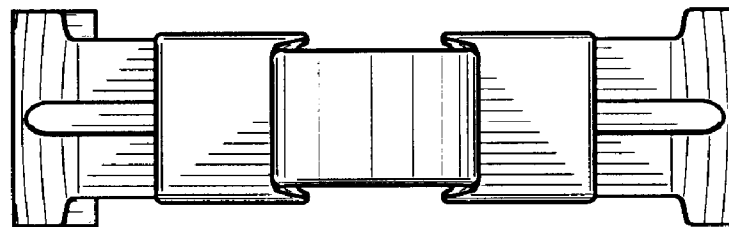


FIG. 5