



US00D688985S

(12) **United States Design Patent**
Phutrakool et al.

(10) **Patent No.:** **US D688,985 S**

(45) **Date of Patent:** **** Sep. 3, 2013**

(54) **FRONT INNER COVER FOR MOTOR SCOOTERS**

D544,420 S * 6/2007 Hanamura D12/179
D555,546 S * 11/2007 Hanamura D12/114
2007/0069545 A1 * 3/2007 Katagiri et al. 296/78.1

(71) Applicant: **Honda Motor Co., Ltd.**, Tokyo (JP)

* cited by examiner

(72) Inventors: **Sirasit Phutrakool**, Bangkok (TH);
Charnchai Jarngrasert, Bangkok (TH)

Primary Examiner — Susan M Lee

Assistant Examiner — Linda G Brooks

(73) Assignee: **Honda Motor Co., Ltd**, Tokyo (JP)

(74) *Attorney, Agent, or Firm* — Westerman, Hattori, Daniels & Adrian, LLP

(**) Term: **14 Years**

(57) **CLAIM**

The ornamental design for a front inner cover for motor scooters, as shown and described.

(21) Appl. No.: **29/433,151**

(22) Filed: **Sep. 26, 2012**

DESCRIPTION

(30) **Foreign Application Priority Data**

Mar. 26, 2012 (JP) 2012-006829

(51) **LOC (9) Cl.** **12-11**

(52) **U.S. Cl.**
USPC **D12/126; D12/186**

(58) **Field of Classification Search**
USPC D12/126, 186, 110, 114, 179, 180;
180/219, 220; 280/304.3, 770; 296/78.1,
296/192, 193.01–193.05, 193.09
See application file for complete search history.

FIG. 1 is a front elevational view of the front inner cover, showing our new design;
FIG. 2 is a rear elevational view thereof;
FIG. 3 is a top plan view thereof;
FIG. 4 is a bottom plan view thereof;
FIG. 5 is a right side elevational view thereof;
FIG. 6 is a left side elevational view thereof;
FIG. 7 is a right, front perspective view thereof;
FIG. 8 is a left, front perspective view thereof;
FIG. 9 is a right, rear perspective view thereof;
FIG. 10 is a left, rear perspective view thereof; and,
FIG. 11 is a reference view thereof, showing it in its state of use.

The broken lines represent environmental structure and form no part of the claimed design.

(56) **References Cited**

U.S. PATENT DOCUMENTS

D275,092 S * 8/1984 Gevert D12/126
D515,985 S * 2/2006 Kishi et al. D12/126

1 Claim, 6 Drawing Sheets

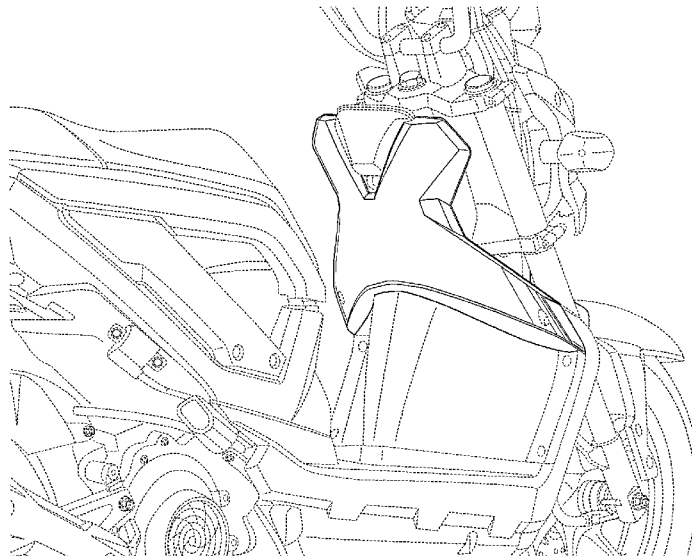


FIG.1

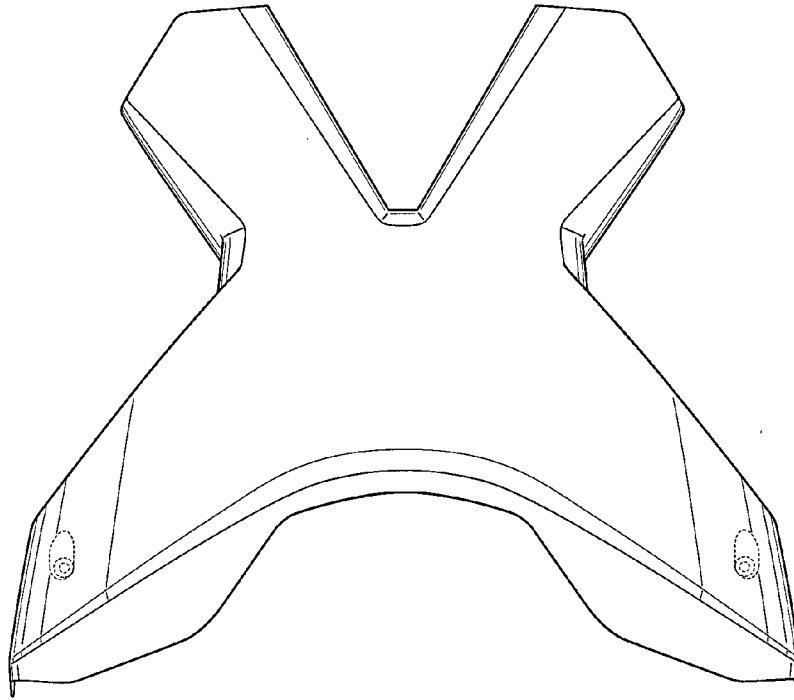


FIG.2

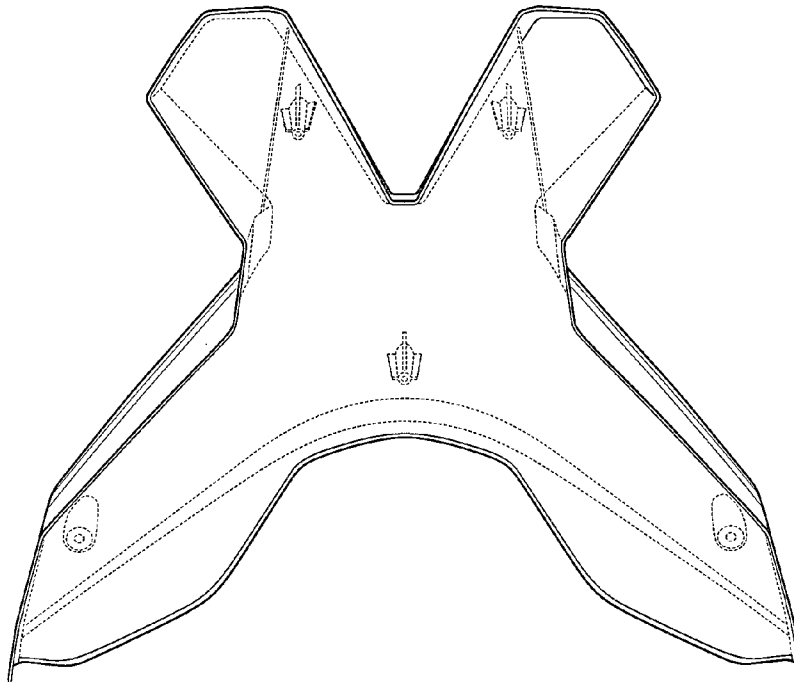


FIG.3

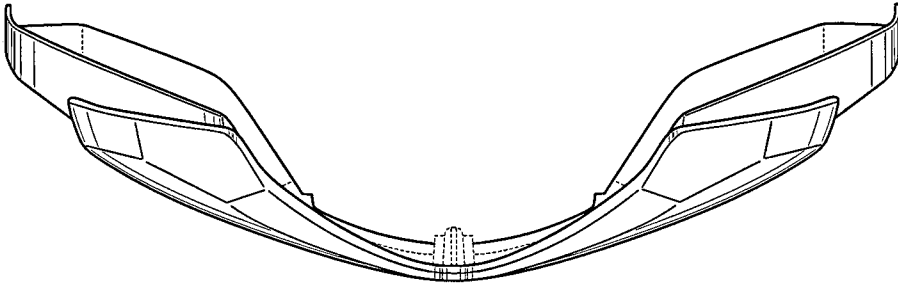


FIG.4

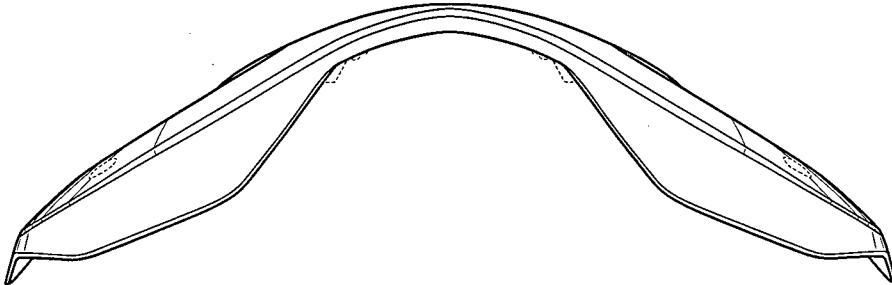


FIG.5

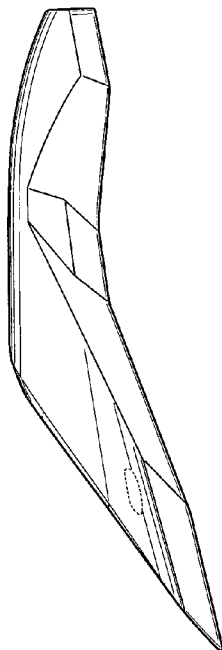


FIG.6

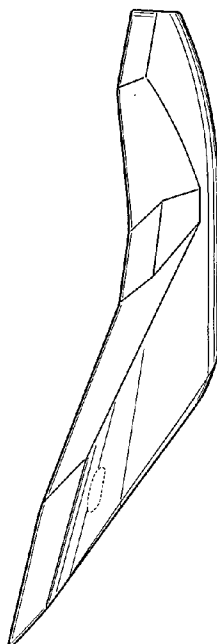


FIG.7

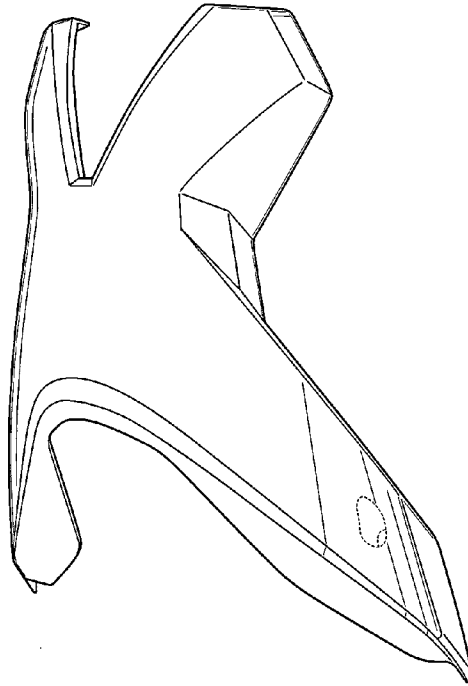


FIG.8

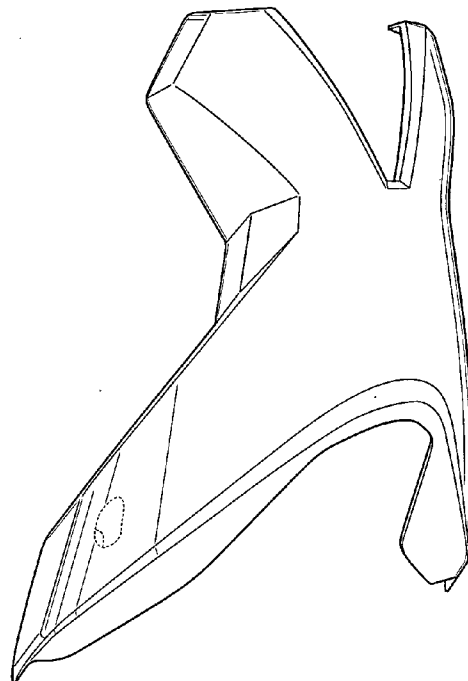


FIG.9

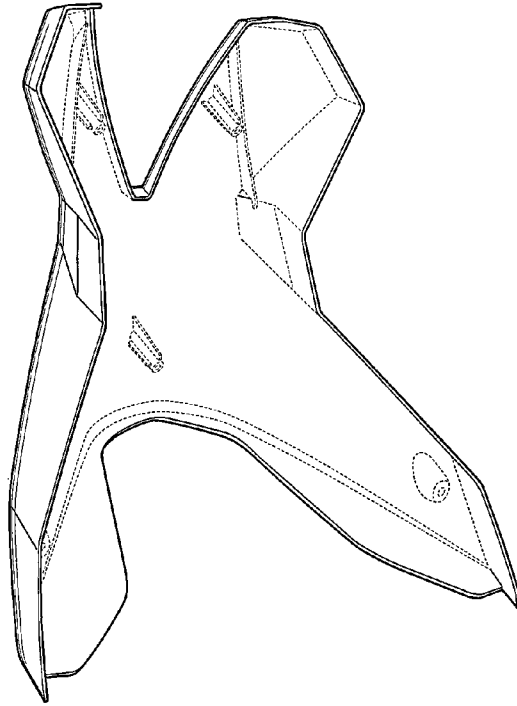


FIG.10

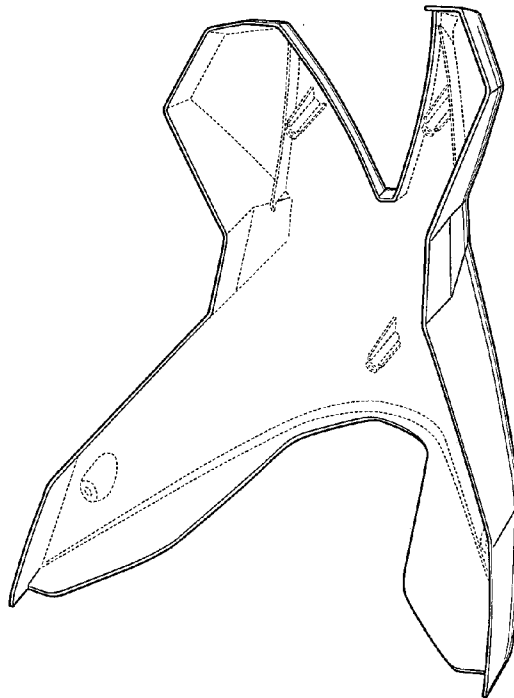


FIG.11

