



US00D785307S

(12) **United States Design Patent**
Georgoulakis

(10) **Patent No.:** **US D785,307 S**

(45) **Date of Patent:** **** May 2, 2017**

- (54) **SOLE FOR FOOTWEAR**
- (71) Applicant: **Nine West Development LLC**, New York, NY (US)
- (72) Inventor: **Panagiotis Georgoulakis**, Stamford, CT (US)
- (73) Assignee: **Easy Spirit LLC**, Greenwich, CT (US)
- (**) Term: **14 Years**
- (21) Appl. No.: **29/525,880**
- (22) Filed: **May 4, 2015**

1,888,862	A *	11/1932	Mathews	A43B 3/10
					12/142 T
D128,519	S *	7/1941	Hard	D2/902
D163,071	S *	4/1951	Schrage	D2/960
2,627,676	A *	2/1953	Hack	A43B 13/184
					36/29
3,138,881	A *	6/1964	Bingham, Jr.	A43B 13/04
					12/146 B
D268,221	S *	3/1983	Argyropoulos	D2/950
D268,299	S *	3/1983	Argyropoulos	D2/960
4,536,974	A *	8/1985	Cohen	A43B 5/06
					36/25 R
5,983,524	A	11/1999	Polegato		
5,992,052	A	11/1999	Moretti		
6,282,813	B1	9/2001	Squadroni		
6,655,048	B2	12/2003	Moretti		
6,681,500	B2	1/2004	Moretti		
6,823,609	B2	11/2004	Moretti		
6,948,260	B2	9/2005	Lin et al.		
D549,933	S *	9/2007	Anderson	D2/916
7,367,141	B2	5/2008	Polegato Moretti		

Related U.S. Application Data

- (62) Division of application No. 29/449,097, filed on Mar. 14, 2013, now abandoned.

- (51) **LOC (10) CL.** **02-04**
- (52) **U.S. Cl.**
USPC **D2/960; D2/947; D2/951**

- (58) **Field of Classification Search**
USPC D2/902, 906, 908, 916, 918, 925, 36/25 R, 28, 32 R, 34 R, 59 C, 67 A, 103
CPC A43B 13/00; A43B 13/02; A43B 13/023; A43B 13/026; A43B 13/04; A43B 13/08; A43B 13/10; A43B 13/12; A43B 13/14; A43B 13/141; A43B 13/143; A43B 13/16; A43B 13/18; A43B 13/181; A43B 13/187; A43B 13/189; A43B 13/20; A43B 13/22; A43B 13/223; A43B 13/24; A43B 13/28; A43B 13/30; A43B 13/32; A43B 13/34; A43B 13/36

See application file for complete search history.

(56) **References Cited**

U.S. PATENT DOCUMENTS

- 306,561 A * 10/1884 Vaughan A43B 13/223
36/32 R
- D80,039 S * 12/1929 Mathews 36/11.5

(Continued)

Primary Examiner — T. Chase Nelson

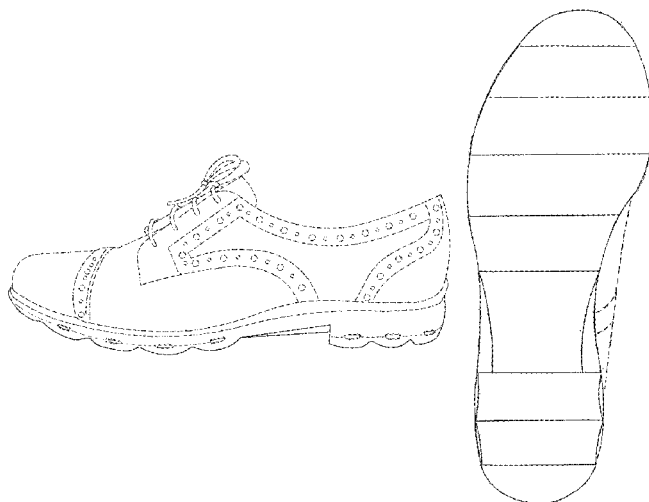
(57) **CLAIM**

The ornamental design for a sole for footwear, as shown and described.

DESCRIPTION

FIG. 1 is a left side elevation of a sole for footwear; FIG. 2 is a right side elevation of the sole of FIG. 1; FIG. 3 is a top plan of the sole of FIG. 1; FIG. 4 is a bottom plan of the sole of FIG. 1; FIG. 5 is a front elevation of the sole of FIG. 1; and, FIG. 6 is a rear elevation of the sole of FIG. 1. The broken lines in the drawings indicate environmental structures that form no part of the claimed design.

1 Claim, 6 Drawing Sheets



(56)

References Cited

U.S. PATENT DOCUMENTS

D578,744	S *	10/2008	Earle	D2/946
D606,292	S *	12/2009	Ong	D2/947
7,716,851	B2	5/2010	Polegato Moretti	
7,793,426	B2	9/2010	Byrne et al.	
7,823,297	B2	11/2010	Polegato Moretti	
D641,964	S *	7/2011	Schwartz	D2/923
D642,775	S	8/2011	Raysse	
D650,566	S	12/2011	Yamashita et al.	
D660,568	S *	5/2012	Blakeslee	D2/951
D667,619	S *	9/2012	Blakeslee	D2/951
8,365,445	B2 *	2/2013	Sink	A43B 13/145
				36/103
D677,456	S *	3/2013	Knight	D2/961
8,590,179	B2 *	11/2013	Sink	A43B 13/145
				36/103
8,881,431	B2 *	11/2014	Sink	A43B 13/145
				36/103
9,032,644	B1 *	5/2015	Koo	A43B 5/00
				36/11.5
D746,559	S *	1/2016	Besanceney	D2/947
2008/0289224	A1 *	11/2008	Sink	A43B 13/145
				36/103
2009/0188134	A1	7/2009	Polegato Moretti	
2009/0211119	A1	8/2009	Moretti	
2013/0152429	A1 *	6/2013	Sink	A43B 13/145
				36/103
2013/0255107	A1 *	10/2013	Sink	A43B 13/145
				36/103
2015/0068070	A1 *	3/2015	Moss	A43B 3/0005
				36/136

* cited by examiner

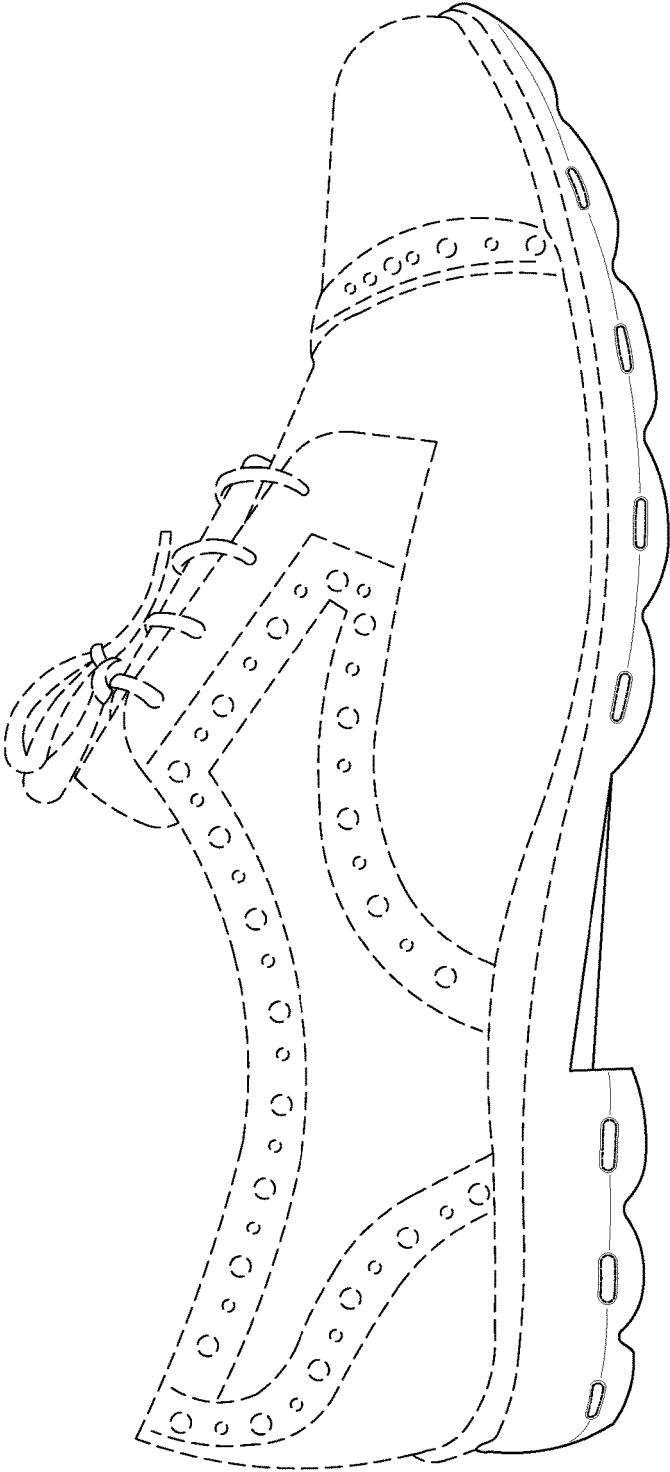


FIG. 1

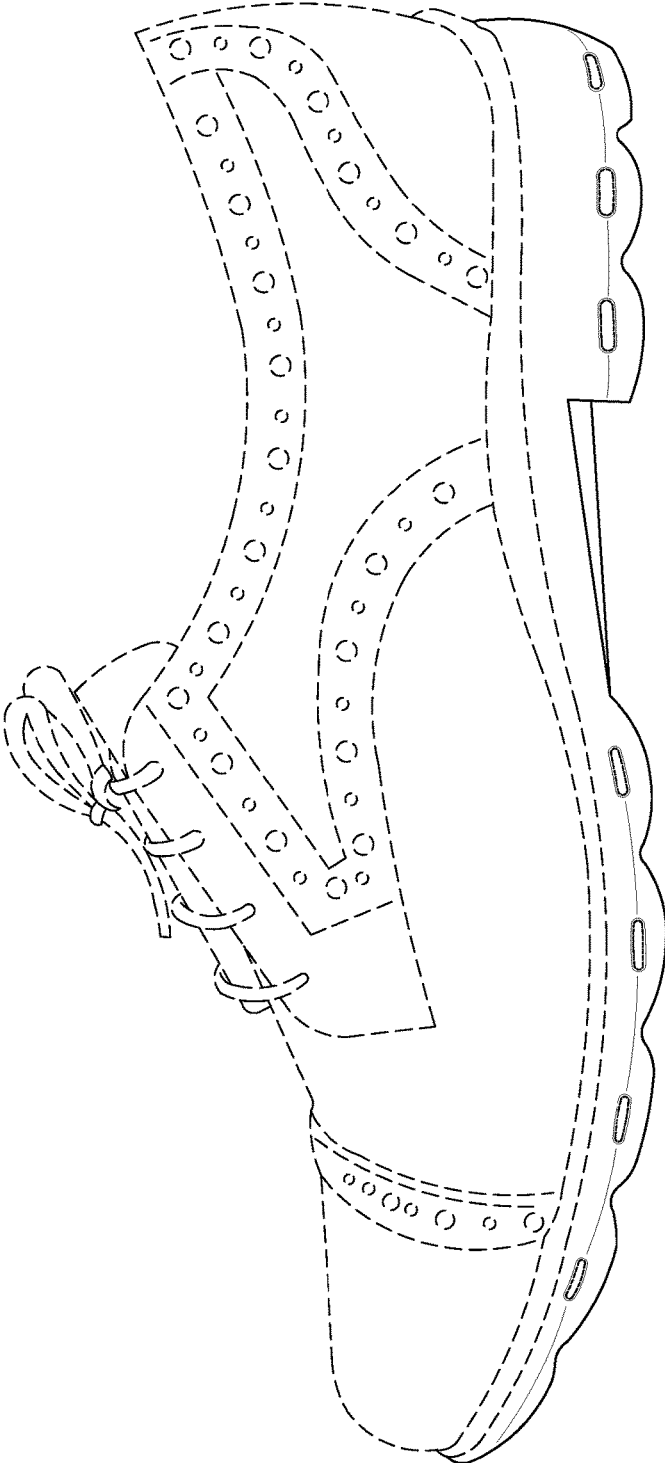


FIG. 2

FIG. 3

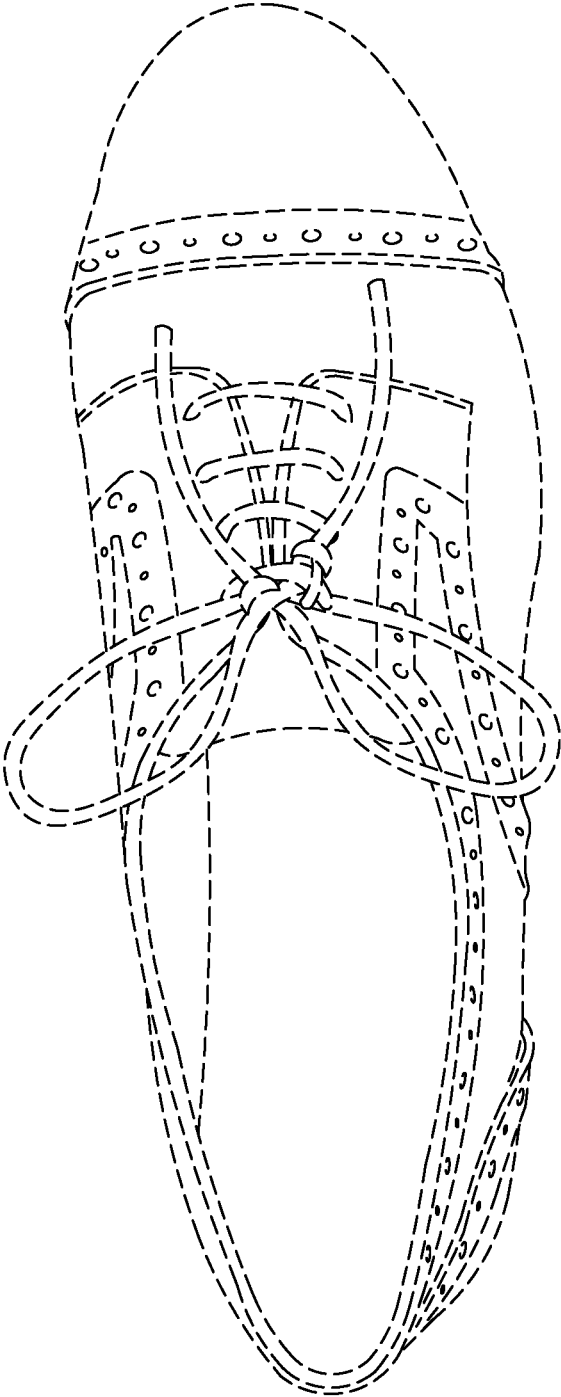


FIG. 4

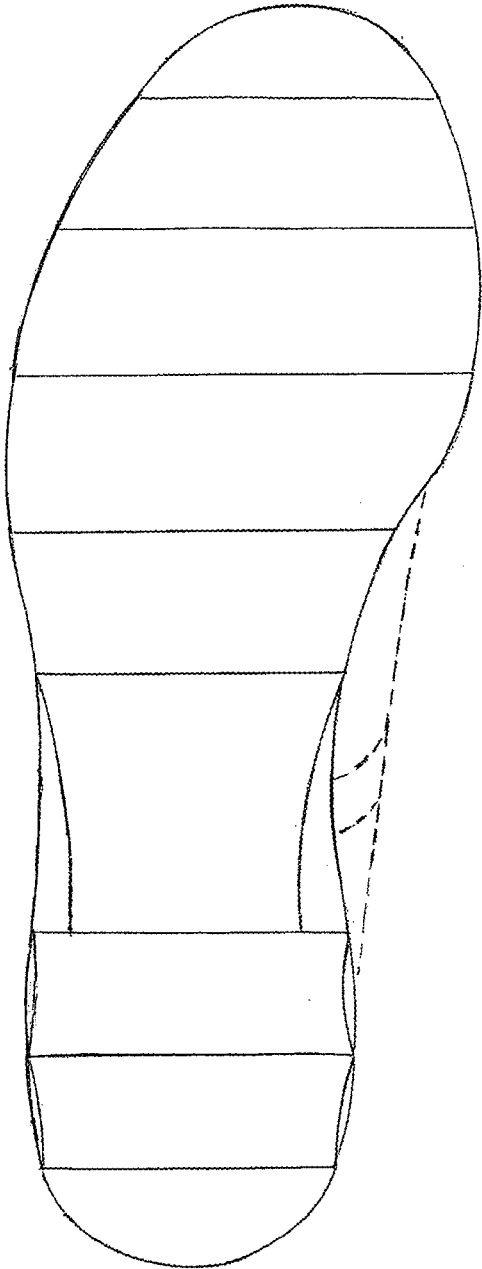


FIG. 5

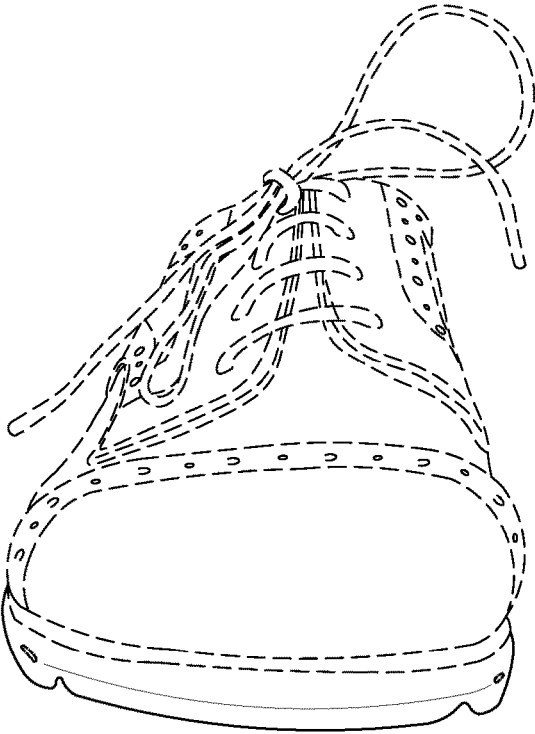


FIG. 6

