



US00D415482S

United States Patent [19]

[11] Patent Number: **Des. 415,482**

Jolson

[45] Date of Patent: **** Oct. 19, 1999**

[54] **COMPUTER SUPPORT**

[76] Inventor: **Alfred S. Jolson**, 1850 Greenwich Ave.,
Winter Park, Fla. 32789

[**] Term: **14 Years**

[21] Appl. No.: **29/099,022**

[22] Filed: **Jan. 11, 1999**

[51] **LOC (6) Cl.** **14-02**

[52] **U.S. Cl.** **D14/114; D34/38**

[58] **Field of Search** D14/114; D19/91,
D19/92; D34/38; 248/441.1, 917-924, 346.02;
108/51.11, 55.3

4,949,934	8/1990	Krenz et al. .	
5,192,046	3/1993	Howard .	
5,250,951	10/1993	McKnight	307/38
5,337,985	8/1994	Hale	248/441.1
5,388,792	2/1995	Hastings et al. .	
5,558,418	9/1996	Lambright et al. .	
5,570,643	11/1996	Werner .	

Primary Examiner—Kay H. Chin
Attorney, Agent, or Firm—William M. Hobby, III

[57] CLAIM

The ornamental design for a computer support, as shown and described.

DESCRIPTION

FIG. 1 is a top front perspective view of my new computer support;
FIG. 2 is a front elevation;
FIG. 3 is a top plan view;
FIG. 4 is a bottom plan view;
FIG. 5 is a rear elevation; and,
FIG. 6 is a left side elevation.

[56] References Cited

U.S. PATENT DOCUMENTS

D. 287,974	1/1987	Davis et al. .	
D. 332,447	1/1993	Gifford et al. .	
D. 350,536	9/1994	McKnight et al.	D14/114
3,907,241	9/1975	Oglesby et al. .	
4,511,111	4/1985	Godfrey et al. .	

1 Claim, 1 Drawing Sheet

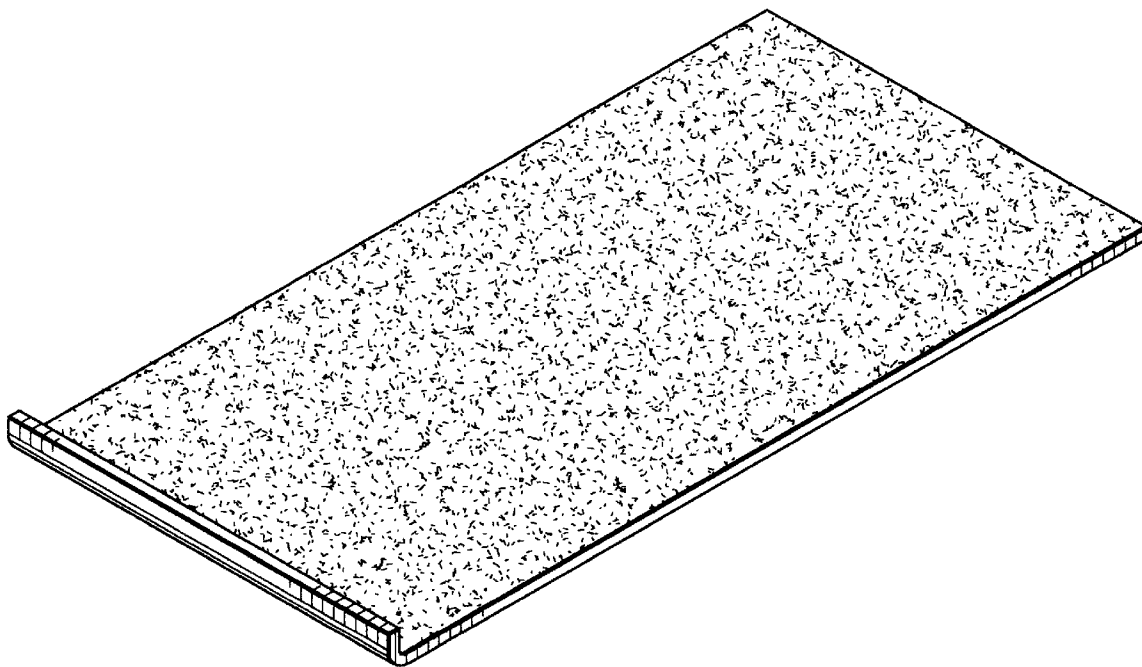




FIG. 2

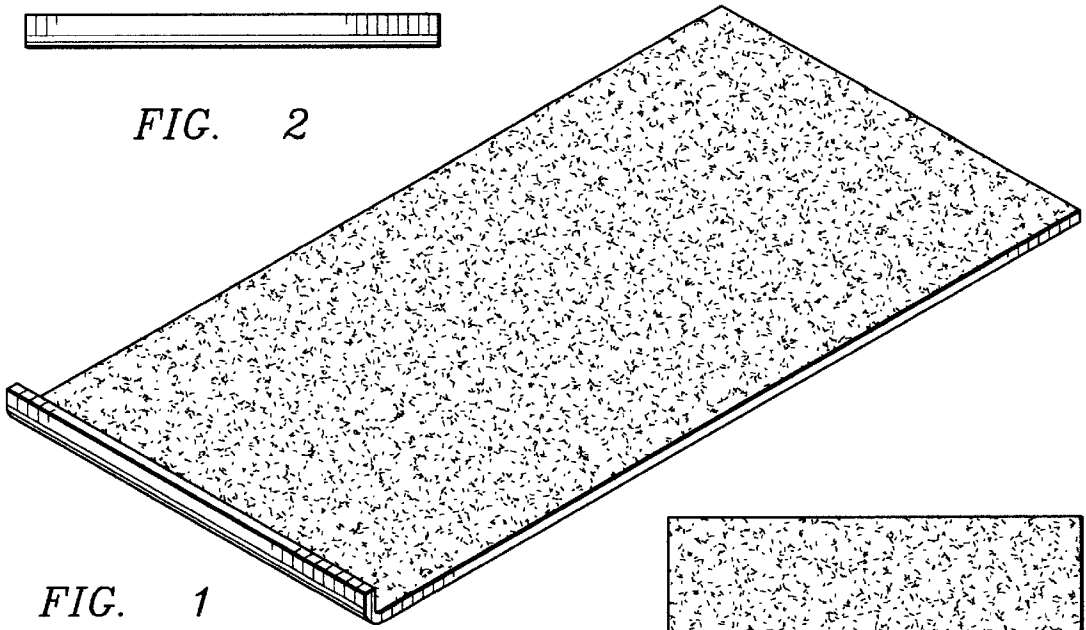


FIG. 1

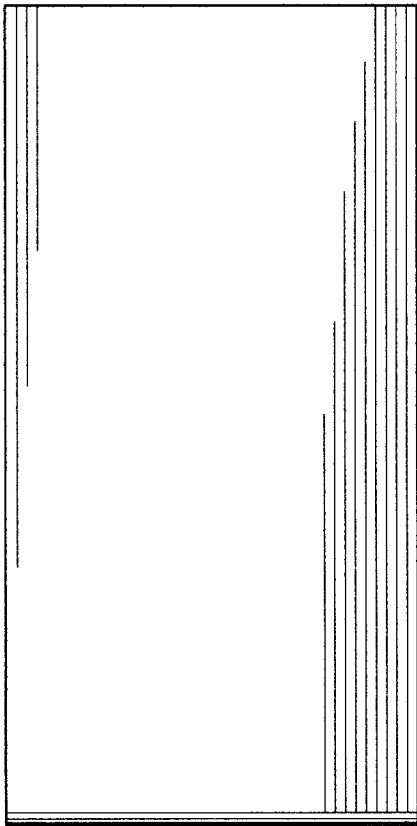


FIG. 4




FIG. 3



FIG. 5




FIG. 6