



US00D341087S

# United States Patent [19]

[11] Patent Number: **Des. 341,087**

Bareiss

[45] Date of Patent: **\*\* Nov. 9, 1993**

[54] **BOTTLE**

[76] Inventor: **Raymond E. Bareiss**, 1033 Stillman, Eugene, Oreg. 97404

[\*\*] Term: **14 Years**

[21] Appl. No.: **821,614**

[22] Filed: **Jan. 14, 1992**

[52] U.S. Cl. .... **D9/544; D9/516**

[58] Field of Search ..... **D9/516, 522, 523, 529, D9/544, 565, 546, 567, 572, 575, 510, 511, 512, 341, 347; D6/495; 215/1 R, 1 C**

[56] **References Cited**

**U.S. PATENT DOCUMENTS**

D. 103,051	2/1937	Higgins	.....	D9/512 X
D. 165,671	1/1952	Stengren	.....	D9/575 X
D. 263,281	3/1982	Smith	.....	D9/529
D. 264,310	5/1982	Thompson	.....	D9/529
D. 311,132	10/1990	Dinand	.....	D9/529
D. 312,396	11/1990	Lunderman	.....	D9/516
D. 324,996	3/1992	Bareiss	.....	D9/522
D. 330,654	11/1992	Bareiss	.....	D6/495

*Primary Examiner*—Bernard Ansher  
*Assistant Examiner*—Lucy Lieberman

[57] **CLAIM**

The ornamental design for a bottle, as shown and described.

**DESCRIPTION**

FIG. 1 is a top, front and right side perspective view of the bottle showing my new design;  
FIG. 2 is a top, rear and right side perspective view thereof;

FIG. 3 is a top plan view thereof;  
FIG. 4 is a bottom plan view thereof;  
FIG. 5 is a front elevation view thereof;  
FIG. 6 is an elevation view of the bottle shown rotated clockwise 45 degrees with respect to FIG. 5;  
FIG. 7 is a right side elevation view thereof;  
FIG. 8 is an elevation view of the bottle shown rotated clockwise 45 degrees with respect to FIG. 7;  
FIG. 9 is a rear elevation view thereof;  
FIG. 10 is an elevation view of the bottle shown rotated clockwise 45 degrees with respect to FIG. 9;  
FIG. 11 is a left side elevation view thereof;  
FIG. 12 is an elevation view of the bottle shown rotated clockwise 45 degrees with respect to FIG. 11;  
FIG. 13 is a top, front and left side perspective view thereof;  
FIG. 14 is a top, front and right side perspective view of a second embodiment of the bottle;  
FIG. 15 is a top, rear and right side perspective view thereof;  
FIG. 16 is a top plan view thereof; the bottom plan view is identical to FIG. 4;  
FIG. 17 is a front elevation view thereof;  
FIG. 18 is an elevation view of the bottle shown rotated clockwise 45 degrees with respect to FIG. 17;  
FIG. 19 is a right side elevation view thereof;  
FIG. 20 is an elevation view of the bottle shown rotated clockwise 45 degrees with respect to FIG. 19;  
FIG. 21 is a rear elevation view thereof;  
FIG. 22 is an elevation view of the bottle shown rotated clockwise 45 degrees with respect to FIG. 21;  
FIG. 23 is a left side elevation view thereof;  
FIG. 24 is an elevation view of the bottle shown rotated clockwise 45 degrees with respect to FIG. 23; and,  
FIG. 25 is a top, front and left side perspective view thereof.




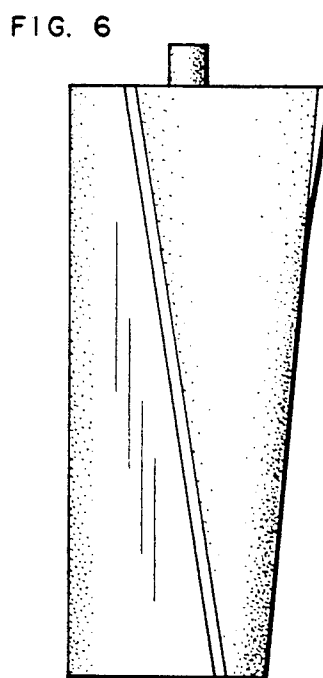
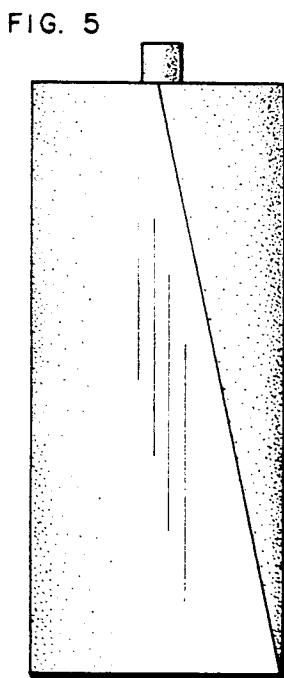
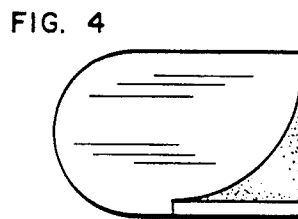
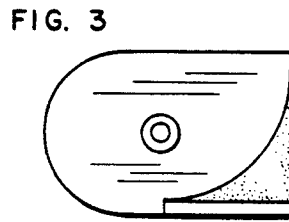
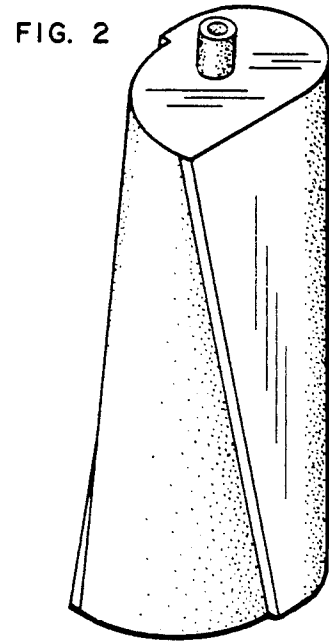



FIG. 8

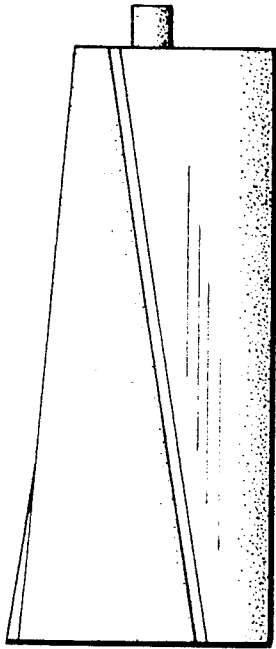


FIG. 9

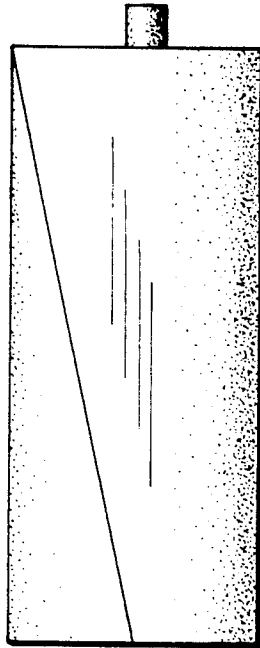


FIG. 10

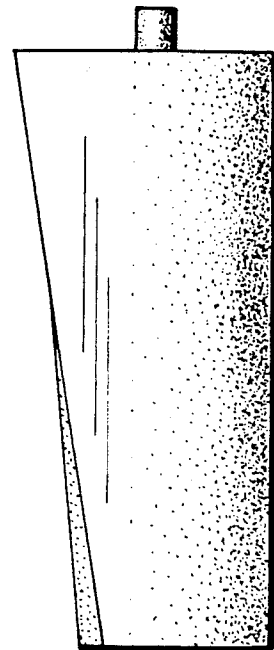


FIG. 11


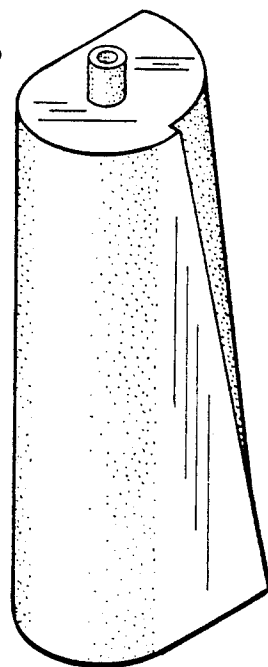


FIG. 12



FIG. 13



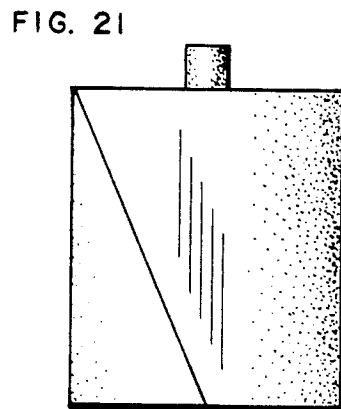
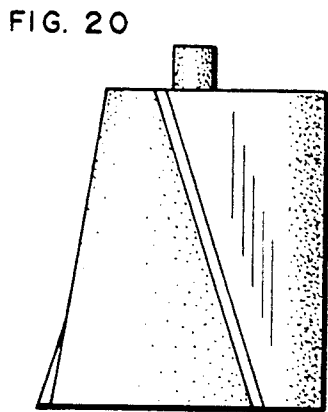

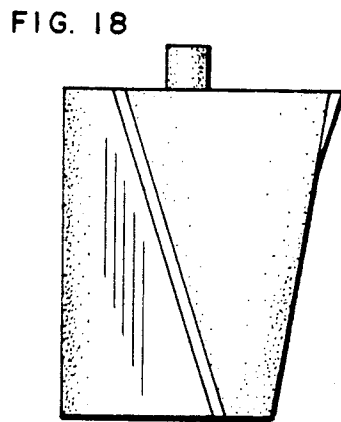
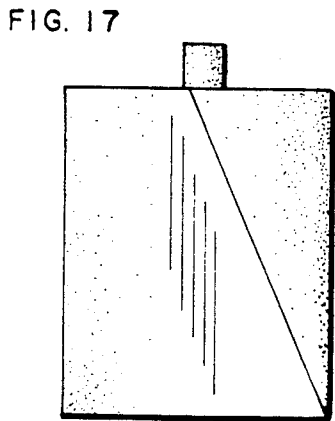
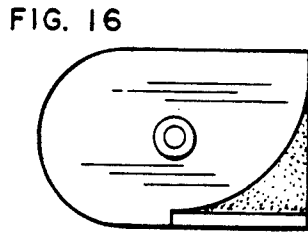
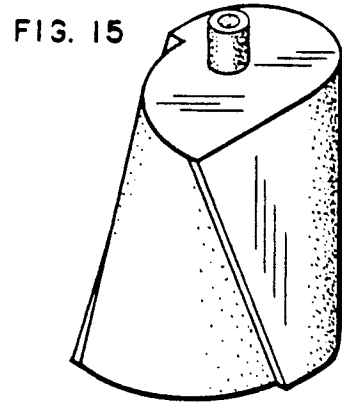



FIG. 22

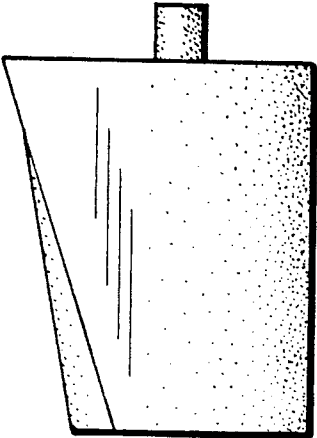


FIG. 23




FIG. 24

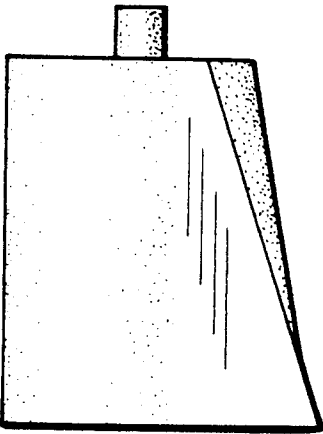


FIG. 25

