

(12) INTERNATIONAL APPLICATION PUBLISHED UNDER THE PATENT COOPERATION TREATY (PCT)

(19) World Intellectual Property Organization
International Bureau



(43) International Publication Date
1 November 2001 (01.11.2001)

PCT

(10) International Publication Number
WO 01/81010 A1

- (51) International Patent Classification⁷: **B05D 3/02, 5/06**
- (21) International Application Number: PCT/US00/24595
- (22) International Filing Date:
6 September 2000 (06.09.2000)
- (25) Filing Language: English
- (26) Publication Language: English
- (30) Priority Data:
09/552,236 19 April 2000 (19.04.2000) US
- (71) Applicant (for all designated States except US):
BREWER SCIENCE, INC. [US/US]; 2401 Brewer Drive, Rolla, MO 65401-9926 (US).
- (72) Inventors: **PULIGADDA, Rama**; 111 Bittersweet Lane, Rolla, MO 65401 (US). **HUANG, Runhui**; 111 Bittersweet Lane, Rolla, MO 65401 (US).
- (74) Agent: **BORNMAN, Tracy**; Hovey, Williams, Timmons & Collins, Suite 400, 2405 Grand Boulevard, Kansas City, MO 64108-2519 (US).
- (81) Designated States (national): AE, AG, AL, AM, AT, AU, AZ, BA, BB, BG, BR, BY, BZ, CA, CH, CN, CR, CU, CZ, DE, DK, DM, DZ, EE, ES, FI, GB, GD, GE, GH, GM, HR, HU, ID, IL, IN, IS, JP, KE, KG, KP, KR, KZ, LC, LK, LR, LS, LT, LU, LV, MA, MD, MG, MK, MN, MW, MX, MZ, NO, NZ, PL, PT, RO, RU, SD, SE, SG, SI, SK, SL, TJ, TM, TR, TT, TZ, UA, UG, UZ, VN, YU, ZA, ZW.
- (84) Designated States (regional): ARIPO patent (GH, GM, KE, LS, MW, MZ, SD, SL, SZ, TZ, UG, ZW), Eurasian patent (AM, AZ, BY, KG, KZ, MD, RU, TJ, TM), European patent (AT, BE, CH, CY, DE, DK, ES, FI, FR, GB, GR, IE, IT, LU, MC, NL, PT, SE), OAPI patent (BF, BJ, CF, CG, CI, CM, GA, GN, GW, ML, MR, NE, SN, TD, TG).
- Published:**
— with international search report
- For two-letter codes and other abbreviations, refer to the "Guidance Notes on Codes and Abbreviations" appearing at the beginning of each regular issue of the PCT Gazette.*



WO 01/81010 A1

(54) Title: IMPROVED ANTI-REFLECTIVE COATING COMPOSITIONS COMPRISING POLYMERIZED AMINOPLASTS

(57) Abstract: Improved anti-reflective coating compositions for use in integrated circuit manufacturing processes and methods of forming these compositions are provided. Broadly, the compositions are formed by heating a solution comprising a compound including specific compounds (e.g., alkoxy alkyl melamines, alkoxy alkyl benzoguanamines) under acidic conditions so as to polymerize the compounds and form polymers having an average molecular weight of at least about 1,000 Daltons. The monomers of the resulting polymers are joined to one another via linkage groups (e.g., -CH₂-, -CH₂-O-CH₂-) which are bonded to nitrogen atoms on the respective monomers. The polymerized compound is mixed with a solvent and applied to a substrate surface after which it is baked to form an anti-reflective layer. The resulting layer has high k values and can be formulated for both conformal and planar applications.

IMPROVED ANTI-REFLECTIVE COATING COMPOSITIONS
COMPRISING POLYMERIZED AMINOPLASTS

BACKGROUND OF THE INVENTION

5

Field of the Invention

The present invention is broadly concerned with anti-reflective compositions and methods of forming the compositions for use as anti-reflective coating (ARC) layers on substrates during integrated circuit manufacturing processes. More particularly, the inventive compositions are formed by polymerizing aminoplasts (e.g., melamine, benzoguanamine) in an acidic environment under elevated temperatures to yield cross-linkable, UV absorbing, fast etching compositions.

10

Description of the Prior Art

15

A frequent problem encountered by photoresists during the manufacturing of semiconductor devices is that activating radiation is reflected back into the photoresist by the substrate on which it is supported. Such reflectivity tends to cause blurred patterns which degrade the resolution of the photoresist. Degradation of the image in the processed photoresist is particularly problematic when the substrate is non-planar and/or highly reflective. One approach to address this problem is the use of a bottom anti-reflective coating (BARC) applied to the substrate beneath the photoresist layer.

20

Fill compositions which have high optical density at the typical exposure wavelengths have been used for some time to form these BARC layers. The BARC compositions typically consist of an organic polymer which provides coating properties and a dye for absorbing light. The dye is either blended into the composition or chemically bonded to the polymer. Thermosetting BARC's contain a cross-linking agent in addition to the polymer and dye. Cross-linking must be initiated, and this is typically accomplished by an acid catalyst present in the composition. As a result of all these ingredients which are required to perform specific and different functions, prior art BARC compositions are fairly complex.

25

30

U.S. Patent No. 5,939,510 to Sato et al. discloses a BARC composition which comprises a UV absorber and a cross-linking agent. The UV absorber is a benzophenone compound or an aromatic azomethine compound having at least one unsubstituted or alkyl-substituted amino group on the aryl groups. The cross-linking agent disclosed by Sato et al. is a melamine compound having at least two methylol groups or alkoxymethyl groups bonded to the nitrogen atoms of the molecule.

35

The Sato et al. composition suffers from two major drawbacks. First, in the two-component composition disclosed, the Sato et al. composition does not include a polymeric material thus resulting in insufficient coverage on the surfaces and edges of the substrate features. Furthermore, the UV absorber disclosed by Sato et al. is physically mixed with the cross-linking agent rather than chemically bonded to some component of the composition. As a result, the UV absorber will often sublime, and in many cases sublime and diffuse into the subsequently applied photoresist layer.

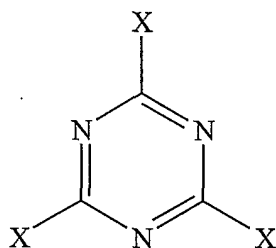
There is a need for a less complex anti-reflective composition which provides high reflection control and increased etch rates while minimizing or avoiding intermixing with photoresist layers.

SUMMARY OF THE INVENTION

The present invention overcomes these problems by broadly providing improved anti-reflective compositions which are formed from a minimal number of components (e.g., two or less) and which exhibit the properties necessary in an effective BARC composition.

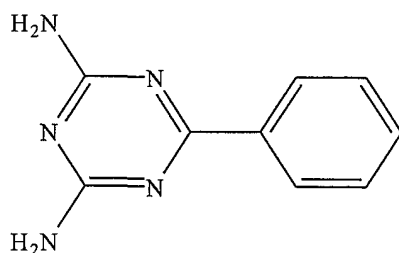
In more detail, anti-reflective compositions according to the invention include polymers comprising monomers derived from compounds of Formula I and mixtures thereof.

Formula I



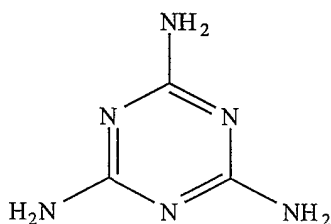
wherein each X is individually selected from the group consisting of NR_2 (with the nitrogen atom being bonded to the ring structure) and phenyl groups, where each R is individually selected from the group consisting of hydrogen, alkoxyalkyl groups, carboxyl groups, and hydroxymethyl groups. Preferred compounds of Formula I include the following:

5



benzoguanamine

10



melamine

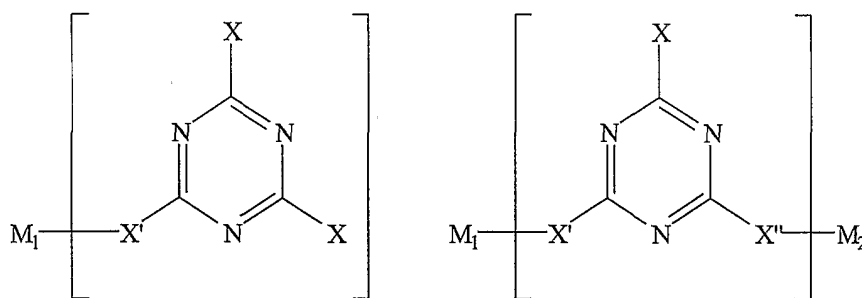
15

20

When used in reference to Formula I, the phrase "monomers derived from compounds of Formula I" is intended to refer to functional moieties of Formula I. For example, each of the structures of Formula II is derived from compounds of Formula I.

Formula II

25



30

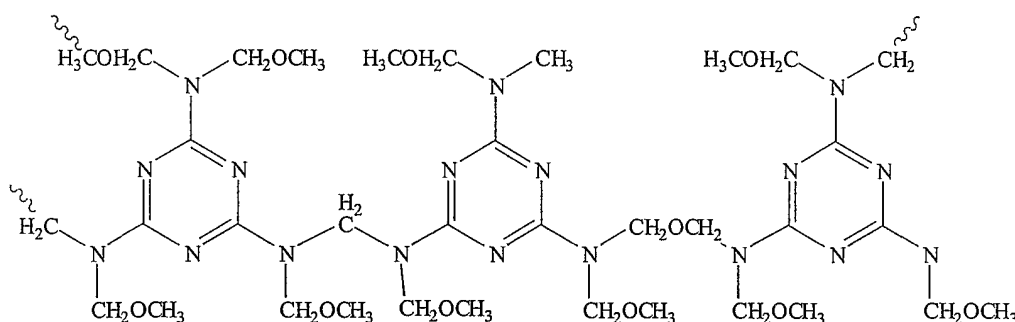
35

wherein: each X is individually selected from the group consisting of NR₂ (with the nitrogen atom being bonded to the ring structure) and phenyl groups, where each R is individually selected from the group consisting of hydrogen, alkoxyalkyl groups, carboxyl groups, and hydroxymethyl groups; and "M₁" and "M₂" represent a molecule

(e.g., a chromophore or another monomer derived from the compound of Formula I) bonded to X' or X". Thus, "monomers derived from the compounds of Formula I" would include those compounds where any of the constituents (i.e., any of the X groups, and preferably 1-2 of the X groups) is bonded to another molecule.

5 The polymerized monomers are preferably joined by linkage groups selected from the group consisting of $-\text{CH}_2-$, $-\text{CH}_2-\text{O}-\text{CH}_2-$, and mixtures thereof, with the linkage groups being bonded to nitrogen atoms on the respective monomers. For example, Formula III demonstrates two methoxymethylated melamine moieties joined via a $-\text{CH}_2-$ linkage group and two methoxymethylated melamine moieties joined via a $-\text{CH}_2-$ linkage group and two methoxymethylated melamine moieties joined via a $-\text{CH}_2-$ linkage group and two methoxymethylated melamine moieties joined via a $-\text{CH}_2-$ linkage group.

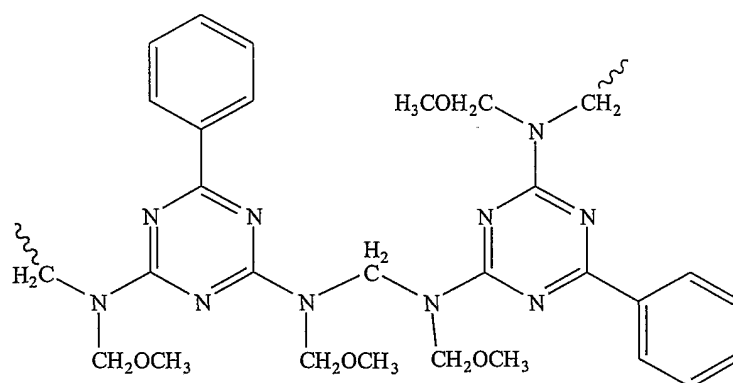
Formula III



Formula IV illustrates two benzoguanamine moieties joined via CH_2 linkage groups.

15

Formula IV

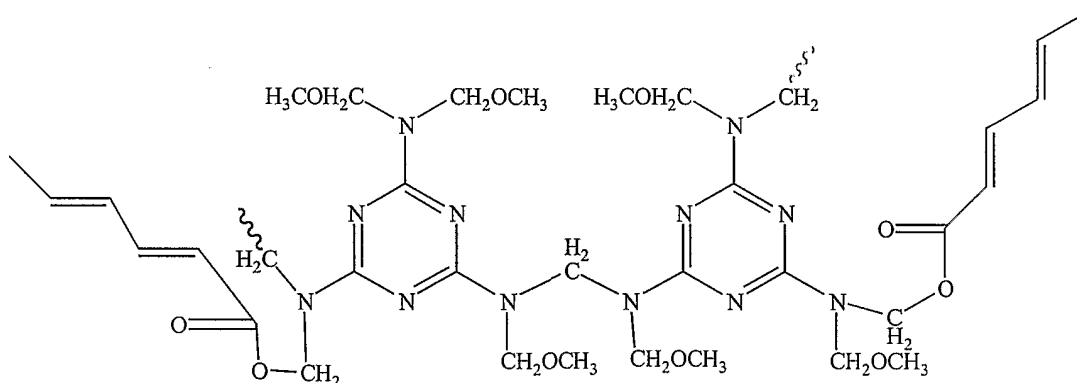


20

25

Finally, Formula V illustrates two methoxymethylated melamine moieties having a chromophore (2,4-hexadienoic acid) bonded thereto and joined via CH₂ linkage groups.

Formula V



5

The inventive compositions are formed by providing a dispersion of the compounds of Formula I in a dispersant (preferably an organic solvent such as ethyl lactate), and adding an acid (such as *p*-toluenesulfonic acid) to the dispersion either prior to or simultaneous to heating of the dispersion to a temperature of at least about 70°C, and preferably at least about 120°C. The quantity of acid added should be from about 0.001-1 moles per liter of dispersant, and preferably from about 0.01-0.5 moles of acid per liter of dispersant. Furthermore, the heating step should be carried out for at least about 2 hours, and preferably from about 4-6 hours. In applications where only benzoguanamine-based moieties are utilized, the heating step should be carried out for a time period of less than about 7 hours, and preferably from about 5.5-6.5 hours.

Heating the starting compounds under acidic conditions causes the compounds to polymerize by forming the previously described linkage groups. The polymers resulting from the heating step should have an average molecular weight of at least about 1,000 Daltons, preferably at least about 5,000 Daltons, and more preferably at least about 5,000-20,000 Daltons. Furthermore, about 12 hours after the heating step the resulting anti-reflective composition should have a decrease of at least about 20%, preferably at least about 40%, and more preferably from about 40-70% in methoxymethylol (-CH₂OCH₃) groups than were present in the starting dispersions of Formula I compounds, with the quantity of methoxymethylol groups being determined by the titration procedure as herein defined.

25

It will be appreciated that the inventive polymer compositions provide significant advantages over prior art compositions in that the polymerized compositions alone act as conventional anti-reflective coating polymer binders, cross-linking agents, and chromophores, thus greatly simplifying the anti-reflective coating system.

5 In applications where enhanced light absorbance is desired, a chromophore (e.g., 2,4-hexadienoic acid, 3-hydroxy-2-naphthoic acid) can be mixed with the starting dispersion prior to acid and heat treatment. During subsequent acid treatment, the chromophore will chemically bond to the monomers during polymerization.

10 The resulting polymerized composition is mixed with a solvent to form an anti-reflective coating composition. Suitable solvents include propylene glycol monomethyl ether, propylene glycol monomethyl ether acetate, ethyl lactate, and cyclohexanone. The anti-reflective coating composition is subsequently applied to the surface of a substrate (e.g., silicon wafer) by conventional methods, such as by spin-coating, to form an anti-reflective coating layer on the substrate. The substrate and layer combination is baked at temperatures of at least about 160°C. The baked layer will generally have
15 a thickness of anywhere from about 500Å to about 2000Å.

In an alternate embodiment, an anti-reflective composition is formed by preparing a dispersion including, in a dispersant (e.g., propylene glycol monomethyl ether, propylene glycol monomethyl ether acetate, ethyl lactate), a quantity of the
20 compound of Formula I and a polymer having cross-linking sites therein. The composition should comprise at least about 1.5% by weight of the polymer, and preferably from about 2.0-20% by weight of the polymer, based upon the total weight of the solids in the composition taken as 100% by weight. The molecular weight of the polymer is at least about 2,000 Daltons, and preferably from about 5,000-100,000 Daltons. The cross-linking sites on the polymer preferably comprise a cross-linking
25 group selected from the group consisting of hydroxyl, carboxylic, and amide groups. The most preferred polymers include cellulose acetate hydrogen phthalate, cellulose acetate butyrate, hydroxypropyl cellulose, ethyl cellulose, polyesters, polyacrylic acid, and hydroxypropyl methacrylate.

30 In this embodiment, it is not necessary to heat the dispersion. However, as was the case with the first embodiment, the composition preferably includes an acid such as *p*-toluenesulfonic acid. Advantageously, it is not necessary to add a chromophore to the composition as the compound of Formula I also functions as a light-absorber.

Thus, the composition is preferably essentially free (i.e., less than about 0.5% by weight, preferably less than about 0.1% by weight, and more preferably about 0% by weight) of any added chromophores.

In either embodiment, low molecular weight (e.g., less than about 13,000 Daltons) polymeric binders can be utilized in the dispersion (after heating and acidification steps in the case of the first embodiment) to assist in forming highly planar layers. Alternately, a high molecular weight polymeric binder (e.g., acrylics, polyester, or cellulosic polymer such as cellulose acetate hydrogen phthalate, hydroxypropyl cellulose, and ethyl cellulose) having a molecular weight of at least about 100,000 Daltons can be mixed with the starting dispersion (also after heating and acidification steps in the case of the first embodiment) to assist in forming conformal layers. This will result in an anti-reflective layer having a percent conformality of at least about 60%, even on topographic surfaces (i.e., surfaces having raised features of 1000 Å or greater and/or having contact or via holes formed therein having hole depths of from about 1000-15,000 Å).

As used herein, percent conformality is defined as:

$$100 \cdot \frac{|(\text{thickness of the film at location A}) - (\text{thickness of the film at location B})|}{(\text{thickness of the film at location A}),}$$

wherein: "A" is the centerpoint of the top surface of a target feature when the target feature is a raised feature, or the centerpoint of the bottom surface of the target feature when the target feature is a contact or via hole; and "B" is the halfway point between the edge of the target feature and the edge of the feature nearest the target feature. "Feature" and "target feature" is intended to refer to raised features as well as contact or via holes. As also used in this definition, the "edge" of the target feature is intended to refer to the base of the sidewall forming the target feature when the target feature is a raised feature, or the upper edge of a contact or via hole when the target feature is a recessed feature. Percent planarization is defined as:

$$100 - \% \text{ conformality.}$$

Regardless of the embodiment, anti-reflective layers formed according to the invention will absorb at least about 90%, and preferably at least about 95%, of light at wavelengths of from about 190- 260 nm. Furthermore, the anti-reflective layers have a k value (i.e., the imaginary component of the complex index of refraction) of at least

about 0.2, and preferably at least about 0.5, at the wavelength of interest. Finally, the anti-reflective layers have high etch rates, particularly when melamine is utilized. The etch selectivity to resist will be at least about 1.5, and preferably at least about 2.0 when CF_4 is used as the etchant.

5

BRIEF DESCRIPTION OF THE DRAWINGS

Figure 1 is a graph depicting the molecular weight distribution of polymerized Cymel® 303 as a function of reaction time;

10

Fig. 2 is a graph depicting the molecular weight distribution of polymerized Cymel® 303 having 3-hydroxy-2-naphthoic acid bonded thereto as a function of reaction time; and

Fig. 3 is a graph depicting the change in the methylol and methoxymethylol groups over time.

15

DETAILED DESCRIPTION OF THE PREFERRED EMBODIMENTS

EXAMPLES

20

The following examples set forth preferred methods in accordance with the invention. It is to be understood, however, that these examples are provided by way of illustration and nothing therein should be taken as a limitation upon the overall scope of the invention.

Testing Procedures

25

1. Stripping Test Procedure

30

In the following examples, a stripping test was performed to determine the resistance of the experimental anti-reflective coating (ARC) to photoresist solvents. In this procedure, an ARC formulation was spin-coated onto a silicon wafer at a spin speed of 2,500 rpm for 60 seconds and at an acceleration of 20,000 rpm/second. The film was baked on a hotplate at 205°C for 60 seconds. The ARC film thickness was then measured at multiple points on the wafer using ellipsometry.

35

Ethyl lactate was puddled onto the silicon wafer for 10 seconds, followed by spin drying at 3,500 rpm for 30 seconds to remove the solvent. The film was then baked on a hotplate at 100°C for 30 seconds. The ARC film thickness was again measured at multiple points on the wafer using ellipsometry. The amount of stripping was determined to be the difference between the initial and final average film

thicknesses, with the uncertainty in the stripping measurement being the sum of the two average thickness measurement uncertainties.

5 2. *Interlayer formation procedure*

In the following examples, the degree of intermixing between the sample ARC and the photoresist was determined. In this procedure, an ARC formulation was spin-coated onto a silicon wafer at a spin speed of 2,500 rpm for 60 seconds and at an acceleration of 20,000 rpm/second. The film was baked on a hotplate at 205°C for 60
10 seconds. The ARC film thickness was then measured at multiple points on the wafer using ellipsometry.

A photoresist (UV6, available from Shipley) was spin-coated on top of the ARC film at a spin speed of 3250 rpm for 30 seconds and at an acceleration of 20,000 rpm/second under ambient conditions. The wafer was then baked on a hotplate for
15 130°C for 60 seconds and exposed to 20 mJ of exposure energy, after which a post-exposure bake was performed on the wafer at 130°C for 90 seconds.

The photoresist was developed with Shipley LDD26W developer for 40 seconds. The sample was then rinsed with distilled water and spun dry at 2,000 rpm for 20 seconds followed by baking on a hotplate for 100°C for 30 seconds. The film
20 thickness was again measured at multiple points on the wafer using ellipsometry. The difference in the two film thickness averages (Å) was recorded as the interlayer stripping result with the uncertainty in the interlayer measurement being the sum of the two average thickness measurement uncertainties.

25 3. *Titration Procedure*

 a. *Free Formaldehyde Analysis*

A 10% Na₂SO₃ (aq) solution was prepared by mixing 50 g of Na₂SO₃ with 450 g of water. A few drops of rosolic acid was added to this solution until it turned red after which 1N HCl (aq) was added to the solution until it turned to a color
30 between pale pink and colorless. The shelf life of the resulting solution is 2-3 days.

The sample to be tested was prepared by mixing 1.5 g of the sample with 10 ml of 1,4-dioxane. Next, 20 g of the previously prepared 10% Na₂SO₃ solution was added to the flask and the flask was agitated with a magnetic stirrer. While stirring, 1N HCl (aq) was titrated into the flask until the solution turned pale pink or colorless. The free
35 formaldehyde was then determined by the following equation:

$$Y = [(A-BL) \cdot (30.03/1000) \cdot 100] / W,$$

where "A" is the amount (in ml) of titrated 1N HCl, "BL" is the amount (in ml) titrated for a blank (i.e., 1,4-dioxane only), "W" is the weight of the sample in grams, and "Y" is the weight percent of free formaldehyde in the solution. Thus, the total free formaldehyde weight (X) is:

$$[(\text{total solution weight in g}) \cdot (Y)] / 100.$$

10 *b. -CH₂OH Analysis*

In this procedure, 1 g of the sample was mixed with 20 ml of 1,4-dioxane in a beaker followed by sonication for two minutes. The solution was then transferred to a flask, and the beaker was rinsed three times with 10 ml portions of water (for a total of 30 ml), with the rinse water being added to the flask after each rinsing. Next, 25 ml of I₂ (0.1N) and 10 ml of 2N NaOH (aq) were added to the solution, the flask was capped tightly, and the solution was allowed to stand for 10 minutes. The solution was then titrated with 0.1N Na₂S₂O₃ (aq) until it turned a purple-brown color. The percent -CH₂OH was then determined according to the following equation:

20

$$\% \text{-CH}_2\text{OH} = (B-A) \cdot 0.1 \cdot (1.502 / \text{weight of sample in g}) - X,$$

where "A" is the amount (in ml) titrated for a blank (i.e., 1,4-dioxane only), "B" is the amount (in ml) of titrated 0.1N Na₂S₂O₃, and "X" is the total free formaldehyde weight determined as described in part (a) above.

25 *c. -CH₂OCH₃ Analysis*

In this procedure, 1 g of the sample was mixed with 20 ml of 1,4-dioxane in a beaker followed by sonication for two minutes. The solution was then transferred to a flask, and the beaker was rinsed three times with 10 ml portions of water (for a total of 30 ml), with the rinse water being added to the flask after each rinsing. Next, 20 ml of 2N of H₂SO₄ (aq) was added to the flask and the solution was allowed to stand for 20 minutes at a temperature of 30-35 °C. To the solution, 25 ml of I₂ (0.1N) and 25 ml of 2N NaOH (aq) were added, the flask was capped tightly, and the solution was allowed to stand for 15 minutes at room temperature. An additional

20 ml of 2N H₂SO₄ (aq) was mixed with the solution, and the solution was titrated with 0.1N Na₂S₂O₃ (aq) until it turned from a purple-brown color to colorless. The percent -CH₂OCH₃ was then determined according to the following equation:

5
$$\% \text{-CH}_2\text{OCH}_3 = (\text{B}-\text{A}) * 0.1 * (1.502 / \text{weight of sample in g}) - \text{X},$$

where "A" is the amount (in ml) titrated for a blank (i.e., 1,4-dioxane only), "B" is the amount (in ml) of titrated 0.1N Na₂S₂O₃, and "X" is the total free formaldehyde weight determined as described in part (a) above.

10

EXAMPLE 1

Cymel[®] 303 (40.0 g, available from Cytec Industries, Inc., New Jersey) was dissolved in 180.0 g of ethyl lactate in a 500 ml round-bottomed flask. In a 50 ml beaker, 1.0 g of *p*-toluenesulfonic acid (pTSA) was dissolved in 20 g of ethyl lactate. The round-bottomed flask was fitted with a nitrogen source, a water condenser, and a thermometer, and the contents of the flask heated to 120°C in an oil bath. The pTSA solution was added to the beaker via an addition funnel. The resulting solution was maintained at a temperature of 120°F for 12 hours. During this 12-hour time period, 50 g aliquots of the solution were collected at 0 hours, 4 hours, 6 hours, 8 hours, and 12 hours, and labeled as Samples 1-5, respectively.

20

Each of the samples was cooled and filtered through a 0.1 micron filter. An anti-reflective coating was formulated from the cooled samples 1-5 by adding 73.0 g of propylene glycol monomethyl ether (PGME) to the cooled and filtered samples. The molecular weight distribution profiles of these samples were determined using a gel permeation chromatograph with a refractive index detector and 50 Å, 100 Å, and 500 Å Phenogel (Phenomenex) columns in series. These results are shown in Fig. 1.

25

Silicon wafers were spin-coated with each of the above formulations at 2500 rpm for 60 seconds followed by drying and baking at 205°C for 60 seconds. The film thickness was measured, and the optical parameters of the film were determined. This data is reported in Table 1. The etch selectivity to resist (DUV42) with CF₄ as the etchant was 1.52.

30

Table 1

| Sample | Reaction time (hours) | Thickness Å | n | k | Stripping Test Å | Interlayer Test Å |
|--------|-----------------------|-------------|------|-------|------------------|-------------------|
| 1 | 0 | 1341 | 2.08 | 0.182 | -2±11 | 30±34 |
| 2 | 4 | 1657 | 2.07 | 0.247 | -88±41 | 84±42 |
| 3 | 6 | 1728 | 2.08 | 0.229 | -20±17 | 93±15 |
| 4 | 8 | 1741 | 2.07 | 0.237 | -23±21 | 92±21 |
| 5 | 12 | 1877 | 2.07 | 0.237 | -14±13 | 101±38 |

EXAMPLE 2

Cymel[®] 303 (40.0 g) and 8.0 g of 3-hydroxy 2-naphthoic acid were dissolved in 180.0 g of ethyl lactate in a 500 ml round-bottomed flask. In a 50 ml beaker, 1.0 g of pTSA was dissolved in 20 g of ethyl lactate. The round-bottomed flask was fitted with a nitrogen source, a water condenser, and a thermometer, and the contents of the flask heated to 120°C in an oil bath. The pTSA solution was added to the beaker via an addition funnel. The resulting solution was maintained at a temperature of 120°F for 12 hours. During this 12-hour time period, 50 g aliquots of the solution were collected at 0 hours, 4 hours, 6 hours, 8 hours, and 12 hours, and labeled as Samples 1-5, respectively.

Each of the samples was cooled and filtered through a 0.1 micron filter. An anti-reflective coating was formulated from samples 1-5 by adding 73.0 g of PGME to the cooled and filtered samples. The molecular weight distribution profiles of these samples were determined using a gel permeation chromatograph with a refractive index detector and 50 Å, 100 Å, and 500 Å Phenogel columns in series. These results are shown in Fig. 2.

Silicon wafers were spin-coated with each of the above formulations at 2500 rpm for 60 seconds followed by drying and baking at 205°C for 60 seconds. The film thickness was measured, and the optical parameters of the film were determined. This data is reported in Table 2. The etch selectivity to resist (DUV42) with CF₄ as the etchant was 1.40.

Table 2

| Sample | Reaction time (hours) | Thickness Å | n | k | Stripping Test Å | Interlayer Test Å |
|--------|-----------------------|-------------|------|-------|------------------|-------------------|
| 1 | 0 | 2255 | 2.08 | 0.477 | -4±17 | 40±64 |
| 2 | 4 | 2021 | 2.07 | 0.459 | 2±17 | 61±27 |
| 3 | 6 | 1928 | 2.08 | 0.469 | -2±8 | 61±34 |
| 4 | 8 | 1926 | 2.08 | 0.468 | -7.8±13 | 63±11 |
| 5 | 12 | 1957 | 2.07 | 0.461 | 8.8±0 | 50±49 |

EXAMPLE 3

Cymel® 303 and Cymel® 1123 (see Table 3 for amounts) were dissolved along with 0.75 g of pTSA were dissolved in 150.0 g of ethyl lactate in a 500 ml round-bottomed flask. The flask was fitted with a nitrogen source, a water condenser, and a thermometer after which the flask contents were heated to 120°C in an oil bath and maintained at this temperature for 12 hours. The sample was filtered through a 0.1 micron filter. An anti-reflective coating was formulated by adding PGME, *p*-toluenesulfonate or pyridine, and pyridinium tosylate (pPTS) to the prepared sample in the amounts indicated in Table 3.

The formulations were spin-coated on silicon wafers at 2500 rpm for 60 seconds followed by drying and baking at 205°C for 60 seconds. The respective thicknesses of the films were measured, and the optical parameters were determined. This data is reported in Table 4.

Table 3

| Formulation | Cymel® 303 | Cymel® 1123 | PGME | Total Ethyl lactate | pyridine | pPTS | Total pTSA |
|-------------|------------|-------------|---------|---------------------|----------|--------|------------|
| I | 10 g | 20 g | 336.2 g | 247.6 g | - | - | 2 g |
| II | 25 g | 5 g | 336.3 g | 247.6 g | - | - | 2 g |
| III | 10 g | 20 g | 336.2 g | 247.6 g | 0.3 g | 1.65 g | 0.75 g |
| IV | 25 g | 5 g | 336.2 g | 247.6 g | 0.3 g | 1.65 g | 0.75 g |

Table 4

| Formulation | Thickness Å | n | k | Stripping Test Å | Interlayer Test Å | Etch Selectivity ^A |
|-------------|----------------|-------|-------|---------------------|----------------------|----------------------------------|
| I | 749 | 1.970 | 0.484 | -2 | 39 | 1.3 |
| II | 720 | 2.106 | 0.363 | 0 | 30 | 1.6 |
| III | 747 | 1.945 | 0.461 | 2 | 40 | 1.3 |
| IV | 740 | 2.096 | 0.358 | 0 | 20 | 1.6 |

^A Selectivity to resist (DUV42) with CF₄ as the etchant.

EXAMPLE 4

Cellulose acetate hydrogen phthalate (3.0 g and having an average molecular weight of about 100,000 Daltons) was dissolved in 130.5 g of PGME. Next, 11.5 g of Cymel[®] 1125, 5.0 g of Cymel[®] 303, 150 g of propylene glycol monomethyl ether acetate (PGMEA), and 1.15 g of pTSA was added to the prepared solution and allowed to dissolve completely. The resulting solution was then filtered through a 0.1 micron.

The prepared formulation was spin-coated on silicon wafers at 2500 rpm for 60 seconds followed by drying and baking at 205 °C for 60 seconds. The film thickness was measured, and the optical properties determined. This data is reported in Table 5. The percent conformality of the film was determined to be 60%.

Table 5

| Thickness Å | n | k | Stripping Test Å | Interlayer Test Å |
|-------------|------|------|------------------|-------------------|
| 1280 | 1.92 | 0.35 | 0±10 | 0±40 |

EXAMPLE 5

Cymel[®] 303 (25 g) and Cymel[®] 1123 (5 g) were dissolved along with 2 g of pTSA in 247.6 g of ethyl lactate. The resulting mixture was heated to 120 °C, and the methylol and methoxymethylol groups were measured over time according to above-defined titration procedure. These results are shown in Fig. 3. As indicated by these results, the methoxymethylol groups decreased over time as the Cymel[®] polymerized. It is believed that the methylol groups may be regenerating or that new methylol groups are forming during polymerization since the methoxymethylol groups are involved in the polymerization.

I Claim:

1. A method of preparing a polymer composition useful for forming an anti-reflective coating, said method comprising the steps of:

5 providing a dispersion including a quantity of a compound according to Formula I in a dispersant;

adding to said dispersion from about 0.001-1 moles of an acid per liter of said dispersion; and

10 heating said dispersion to a temperature of at least about 70°C for at least about 2 hours to yield the polymer composition.

2. The method of claim 1, wherein said acid addition step comprises adding *p*-toluenesulfonic acid to said dispersion.

15 3. The method of claim 1, wherein said acid addition step and said heating step are carried out substantially simultaneously.

4. The method of claim 1, wherein said heating step is carried out after said acid addition step.

20 5. The method of claim 1, wherein the resulting polymer composition comprises polymers having an average molecular weight of at least about 1,000 Daltons.

25 6. The method of claim 1, wherein the compound of said providing step comprises a plurality of said Formula I compounds and an initial quantity of methoxymethylol groups and wherein about 12 hours after commencement of said heating step, the quantity of methoxymethylol groups present in the resulting polymer composition decreases by at least about 20% when compared to said initial quantity, with the quantity of methoxymethylol groups being determined by the titration procedure.

30 7. The method of claim 6, wherein said linkage groups join the Formula I compounds by bonding to nitrogen atoms of the respective joined compounds.

8. The method of claim 1, wherein said Formula I compound is selected from the group consisting of benzoguanamine and melamine.

5 9. The method of claim 8, wherein said Formula I compound is benzoguanamine and said heating step is carried out for a time period of less than about 7 hours.

10 10. The method of claim 1, further including the step of mixing a chromophore with said dispersion prior to or during said acid addition step.

11. The method of claim 10, wherein said chromophore is selected from the group consisting of 2,4-hexadienoic acid and 3-hydroxy-2-naphthoic acid.

15 12. The method of claim 10, wherein said chromophore is chemically bonded to said polymer compound.

20 13. The method of claim 1, further including the step of:
mixing the resulting polymer composition with a solvent so as to form
an anti-reflective coating; and
applying said anti-reflective coating to the surface of a substrate to form
a layer of anti-reflective coating on said substrate surface.

25 14. The method of claim 13, wherein said anti-reflective coating layer deposited on said substrate surface will be subjected to light of a predetermined wavelength and said anti-reflective coating layer has a k value of at least about 0.2 at said predetermined wavelength.

30 15. The method of claim 13, wherein said anti-reflective coating layer has an etch selectivity to resist of at least about 1.5 when CF_4 is used as an etchant.

16. The method of claim 13, wherein said applying step comprises spin-coating said anti-reflective coating on said substrate surface.

17. The method of claim 13, wherein said solvent is selected from the group consisting of propylene glycol monomethyl ether, propylene glycol monomethyl ether acetate, ethyl lactate, and cyclohexanone.

5 18. The method of claim 13, further including the step of baking said anti-reflective coating layer after said applying step at a temperature of at least about 160°C.

19. The method of claim 18, wherein said baked anti-reflective coating layer has a thickness of from about 500-2,000 Å.

10 20. The method of claim 1, further including the step of mixing a polymer having an average molecular weight of at least about 100,000 Daltons with said dispersion after said acid addition and heating steps.

15 21. The method of claim 20, wherein said polymer is selected from the group consisting of cellulose acetate hydrogen phthalate, cellulose acetate butyrate, hydroxypropyl cellulose, ethyl cellulose, hydroxypropyl methacrylate, polyacrylic acid, and polyesters.

20 22. The method of claim 20, further including the step of:
mixing the resulting polymer composition with a solvent so as to form
an anti-reflective coating;
applying said anti-reflective coating to the surface of a substrate to form
a layer of anti-reflective coating on said substrate surface; and
25 baking said anti-reflective coating layer after said applying step at a
temperature of at least about 160°C, said baked anti-reflective
coating layer having a percent conformality of at least about
60%.

30 23. An anti-reflective composition including therein a quantity of a polymer comprising recurring monomers derived from the compound of Formula I, said polymer having an average molecular weight of at least about 1,000 Daltons.

24. The composition of claim 23, said recurring monomers being joined together by linkage groups selected from the group consisting of $-CH_2-$, $-CH_2-O-CH_2-$, and mixtures thereof.

5 25. The composition of claim 23, said recurring monomers being joined together by linkage groups which bond to nitrogen atoms on the respective recurring monomers.

10 26. The composition of claim 23, wherein said Formula I compound is selected from the group consisting of benzoguanamine and melamine.

27. The composition of claim 23, said composition further comprising a polymer having an average molecular weight of at least about 100,000 Daltons.

15 28. The composition of claim 27, wherein said polymer is selected from the group consisting of cellulose acetate hydrogen phthalate, cellulose acetate butyrate, hydroxypropyl cellulose, ethyl cellulose, hydroxypropyl methacrylate, polyacrylic acid, and polyesters.

20 29. The composition of claim 23, said composition further comprising a chromophore.

25 30. The composition of claim 29, wherein said chromophore is chemically bonded to said polymers.

31. The composition of claim 29, wherein said chromophore is selected from the group consisting of 2,4-hexadienoic acid and 3-hydroxy-2-naphthoic acid.

30 32. The composition of claim 23, wherein said composition comprises a solvent and said polymers are substantially dissolved in said solvent.

35 33. The composition of claim 32, wherein said solvent is selected from the group consisting of propylene glycol monomethyl ether, propylene glycol monomethyl ether acetate, ethyl lactate, and cyclohexanone.

34. The combination of a substrate having a surface and an anti-reflective layer on said substrate surface, said anti-reflective layer including therein a quantity of a polymer comprising recurring monomers derived from the compound of Formula I, said polymer having an average molecular weight of at least about 1,000 Daltons.

5

35. The combination of claim 34, said recurring monomers being joined together by linkage groups selected from the group consisting of $-CH_2-$, $-CH_2-O-CH_2-$, and mixtures thereof.

10

36. The combination of claim 34, said recurring monomers being joined together by linkage groups which bond to nitrogen atoms on the respective recurring monomers.

15

37. The combination of claim 34, wherein said Formula I compound is selected from the group consisting of benzoguanamine and melamine.

38. The combination of claim 34, said layer further comprising a polymer having an average molecular weight of at least about 100,000 Daltons.

20

39. The combination of claim 38, wherein said polymer is selected from the group consisting of cellulose acetate hydrogen phthalate, cellulose acetate butyrate, hydroxypropyl cellulose, ethyl cellulose, hydroxypropyl methacrylate, polyacrylic acid, and polyesters.

25

40. The combination of claim 34, said layer further comprising a chromophore.

41. The combination of claim 40, wherein said chromophore is chemically bonded to said polymers.

30

42. The combination of claim 41, wherein said chromophore is selected from the group consisting of 2,4-hexadienoic acid and 3-hydroxy-2-naphthoic acid.

35

43. The combination of claim 34, wherein said layer has an etch selectivity to resist of at least about 1.5 when CF_4 is used as an etchant.

44. The combination of claim 34, wherein said layer has a thickness of from about 500-2,000 Å.

5 45. The combination of claim 34, wherein said layer will be subjected to light of a predetermined wavelength, and said layer has a k value of at least about 0.2 at said predetermined wavelength.

10 46. An anti-reflective composition comprising a mixture of a compound according to Formula I and a polymer having cross-linking sites therein.

47. The composition of claim 46, wherein said composition comprises at least about 1.5% by weight of said polymer, based upon the total weight of solids in the composition taken as 100% by weight.

15 48. The composition of claim 46, wherein said cross-linking sites comprise a cross-linking group selected from the group consisting of hydroxyl, carboxylic, and amide groups.

20 49. The composition of claim 46, wherein said polymer has a molecular weight of at least about 2,000 Daltons.

50. The composition of claim 46, wherein said polymer comprises a cellulosic polymer.

25 51. The composition of claim 46, wherein said Formula I compound is operable to absorb light at a predetermined wavelength and said composition is free of added chromophores.

30 52. A method of preparing a composition useful for forming an anti-reflective coating, said method comprising the step of forming a dispersion including, in a dispersant, a quantity of a compound according to Formula I and a polymer having cross-linking sites therein to yield the composition.

35 53. The method of claim 52, wherein said forming step comprises adding an acid to said dispersion.

54. The method of claim 52, wherein said acid comprises *p*-toluenesulfonic acid.

5 55. The method of claim 52, wherein said dispersant is a solvent selected from the group consisting of propylene glycol monomethyl ether, propylene glycol monomethyl ether acetate, and ethyl lactate.

10 56. The method of claim 52, further including the step of depositing said composition on the surface of a substrate to form a layer of anti-reflective coating on said substrate surface.

57. The method of claim 56, further including the step of baking said anti-reflective coating layer after said applying step at a temperature of at least about 160°C.

15 58. The method of claim 52, wherein said Formula I compound is operable to absorb light at a predetermined wavelength and said composition is free of added chromophores.

Fig. 1 Molecular weight distribution of Cymel303 polymer




Fig. 2 Molecular weight distribution of Cymel303 grafted with 3hydroxy2 naphthoic acid

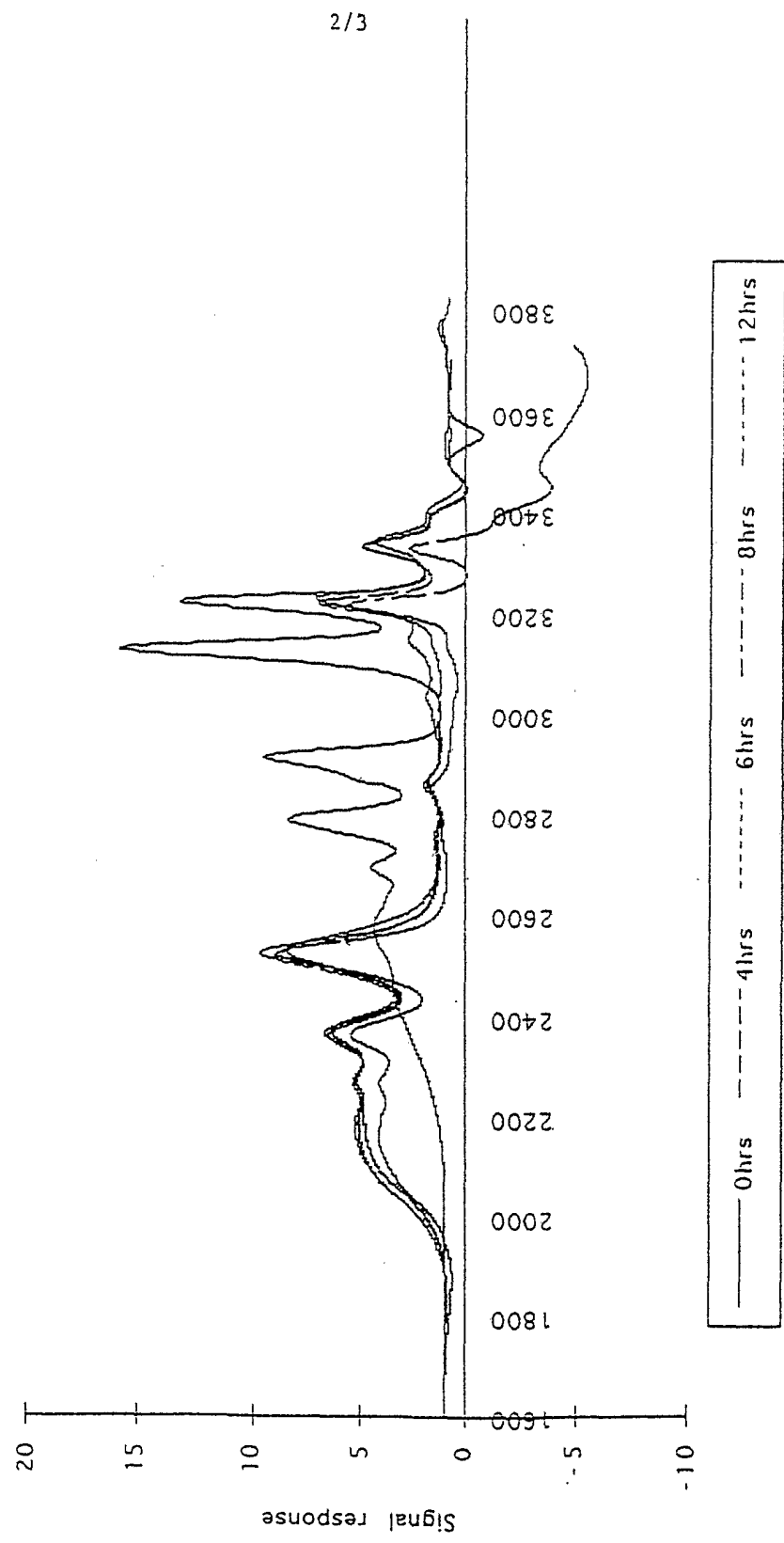
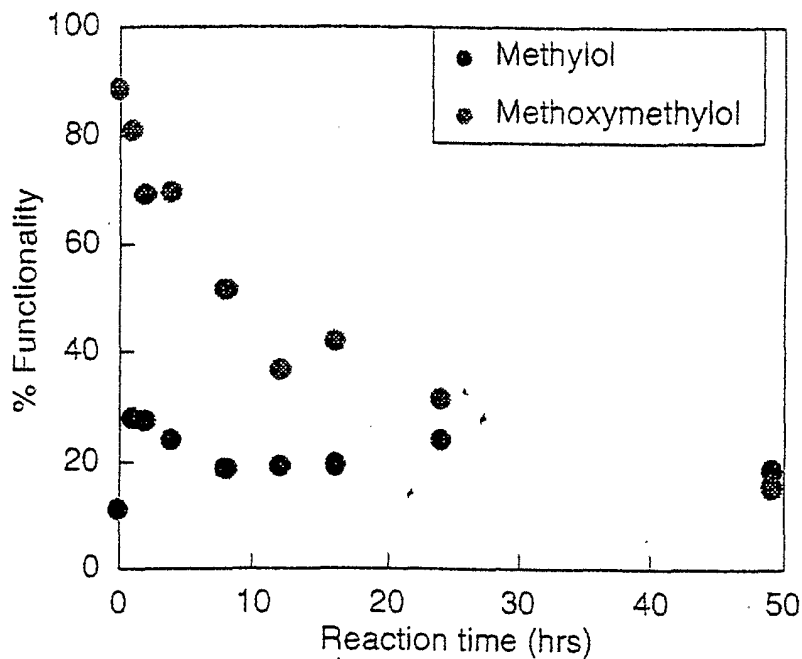


Fig. 3 Time conversion of functionality in Cymel system

| | Methylol | Methoxymethylol |
|----|----------|-----------------|
| 0 | 11.13 | 88.86 |
| 1 | 27.98 | 81.48 |
| 2 | 27.36 | 69.52 |
| 4 | 23.81 | 69.77 |
| 8 | 18.56 | 51.87 |
| 12 | 19.10 | 36.89 |
| 16 | 19.37 | 42.07 |
| 24 | 24.14 | 31.43 |
| 49 | 18.45 | 15.41 |



INTERNATIONAL SEARCH REPORT

International application No.
PCT/US00/24595

A. CLASSIFICATION OF SUBJECT MATTER

IPC(7) :B05D 3/02, 5/06
US CL :427/385.5

According to International Patent Classification (IPC) or to both national classification and IPC

B. FIELDS SEARCHED

Minimum documentation searched (classification system followed by classification symbols)

U.S. : 427/385.5

Documentation searched other than minimum documentation to the extent that such documents are included in the fields searched

Electronic data base consulted during the international search (name of data base and, where practicable, search terms used)

C. DOCUMENTS CONSIDERED TO BE RELEVANT

| Category* | Citation of document, with indication, where appropriate, of the relevant passages | Relevant to claim No. |
|-----------|--|--|
| Y | WO 97/07145 A1 (FLAIM et al) 27 February 1997, col. 9, line 1-col. 12, line 11 | 1-10, 13-19, 22-26, 29, 32-37, 40, 43-58 |
| Y | WO 99/17161 A1 (Meador et al) 8 April 1999, col. 11, line 7-col. 13, line 26. | 1-10, 13-19, 23-26, 29, 32-37, 40, 43-58 |
| Y | WO 99/56178 A1 (Shao et al) 4 November 1999, pages 6-9 | 1-11, 13-29, 31-40, 42-58 |

Further documents are listed in the continuation of Box C.

See patent family annex.

| | | |
|--|-----|--|
| * Special categories of cited documents: | "T" | later document published after the international filing date or priority date and not in conflict with the application but cited to understand the principle or theory underlying the invention |
| "A" document defining the general state of the art which is not considered to be of particular relevance | "X" | document of particular relevance; the claimed invention cannot be considered novel or cannot be considered to involve an inventive step when the document is taken alone |
| "E" earlier document published on or after the international filing date | "Y" | document of particular relevance; the claimed invention cannot be considered to involve an inventive step when the document is combined with one or more other such documents, such combination being obvious to a person skilled in the art |
| "I." document which may throw doubts on priority claim(s) or which is cited to establish the publication date of another citation or other special reason (as specified) | "&" | document member of the same patent family |
| "O" document referring to an oral disclosure, use, exhibition or other means | | |
| "P" document published prior to the international filing date but later than the priority date claimed | | |

Date of the actual completion of the international search

24 NOVEMBER 2000

Date of mailing of the international search report

08 JAN 2001

Name and mailing address of the ISA/US
Commissioner of Patents and Trademarks
Box PCT
Washington, D.C. 20231

Facsimile No. (703) 305-3230

Authorized officer

ERMA CAMERON

Telephone No. (703) 308-0061