

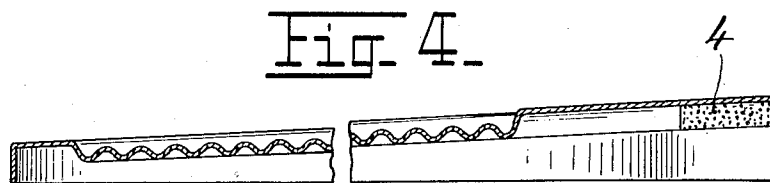
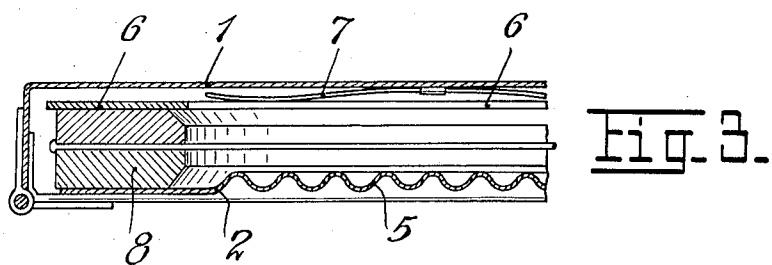
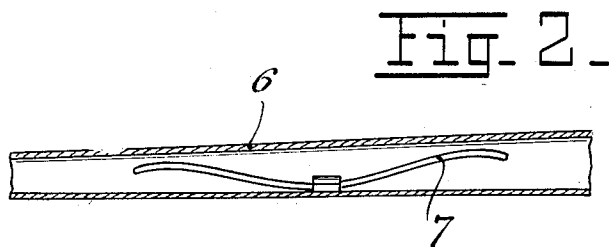
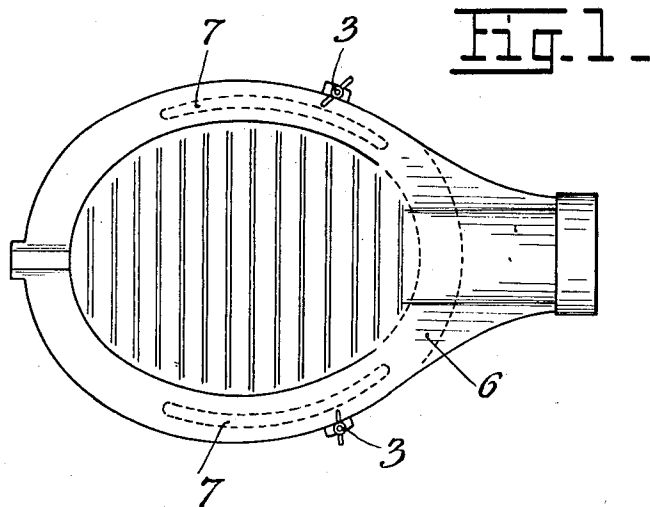
Sept. 5, 1933.

R. W. LEISNER

1,925,330

COMBINED CASING AND PRESS FOR TENNIS RACKETS

Filed Nov. 24, 1931



Inventor:
R. W. Leisner,

by *E. F. Kenderoth*
Att'y

UNITED STATES PATENT OFFICE

1,925,330

COMBINED CASING AND PRESS FOR TEN-
NIS RACKETS

Rolf William Leisner, Oslo, Norway

Application November 24, 1931, Serial No.
577,118, and in Norway September 26, 1930

1 Claim. (Cl. 273—74)

The present invention has for its object a combined casing and press for tennis rackets of the kind which comprises two hinged casing members, which fit about the frame of the tennis racket, and the characteristic feature of the invention consists in the provision of an annular body having approximately the same form as the racket frame, and which is yieldingly connected with one of the casing members by means of springs pressing the annular body in the direction towards the other casing member, so that the frame of the tennis racket will be yieldingly clamped in the casing when the same is closed about the racket.

In this manner the tennis racket will automatically be exposed to a suitable pressure without necessitating the use of special clamping bolts or the like in order to obtain the pressure.

On the drawing one form of the invention is illustrated.

Fig. 1 is a plan view.

Fig. 2 is a view on a larger scale of a spring.

Fig. 3 is a sectional view of part of the casing with racket, and

Fig. 4 is a section through one of the casing members without spring attachment.

The casing comprises two hinged shallow casing members 1, 2, which fit about the racket frame and which may be connected with each other in closed position by means of bolts 3 or other suitable closing or locking devices in order to form a tight casing. The two casing mem-

bers each have a collar part, which is adapted to fit about the racket handle and which are provided with an elastic packing such as sponge rubber or the like.

Between the smooth edge parts the casing members may be ribbed as indicated at 5, and on the inside of one casing member there is located a ring 6 actuated by means of springs 7 pressing the ring in the direction towards the other casing member. When the racket is placed in the casing and the latter has been closed about the racket the ring 6 by means of spring 7 is pressed against the racket frame 8 so as to keep the frame under a suitable pressure, while the racket is at the same time protected against moisture, etc., by means of the tight casing.

I claim:

A racket press, comprising two hinged casing members fitting about the racket frame, an annular body having approximately the form of a racket frame, provided in one of said casing members, elastic means in said casing member, between the casing member and the annular body, for pressing the annular member against the racket frame in a direction towards the other casing member, for yieldingly clamping the racket frame in the casing with substantially uniformly distributed and predetermined pressure, when the casing has been closed about the racket, and means for securing together the casing members when in their closed position.

ROLF WILLIAM LEISNER.

35	90
40	95
45	100
50	105
55	110