

(19) World Intellectual Property  
Organization  
International Bureau



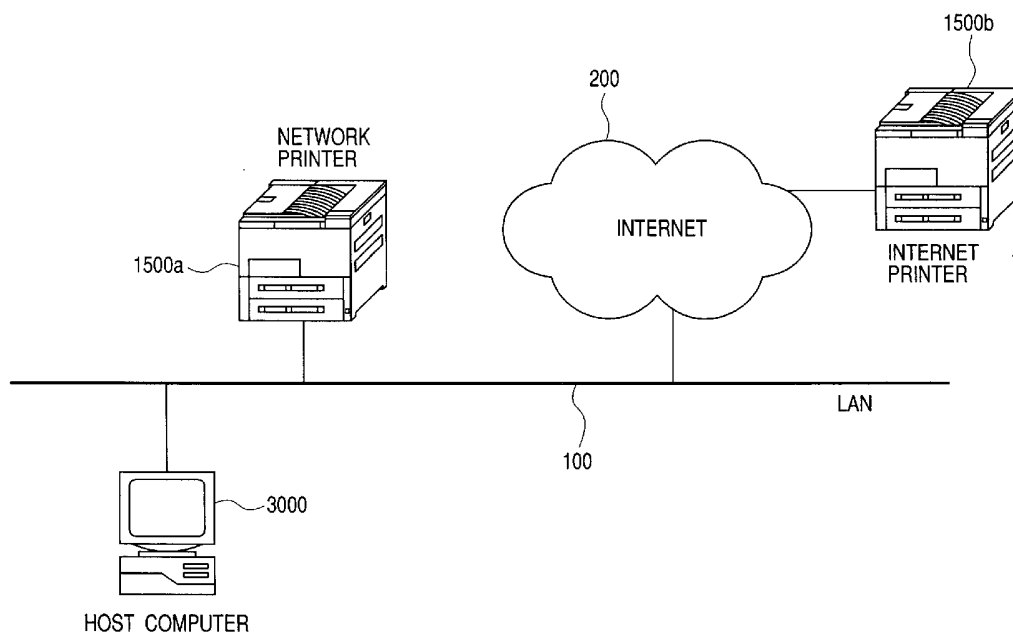
(43) International Publication Date  
12 February 2004 (12.02.2004)

PCT

(10) International Publication Number  
**WO 2004/013749 A1**

- (51) International Patent Classification<sup>7</sup>: **G06F 3/12**, H04L 9/00
- (21) International Application Number: PCT/JP2003/010016
- (22) International Filing Date: 6 August 2003 (06.08.2003)
- (25) Filing Language: English
- (26) Publication Language: English
- (30) Priority Data:  
2002-228950 6 August 2002 (06.08.2002) JP  
2003-280375 25 July 2003 (25.07.2003) JP
- (71) Applicant (for all designated States except US): **CANON KABUSHIKI KAISHA** [JP/JP]; 3-30-2, Shimomaruko, Ohta-ku, Tokyo 146-8501 (JP).
- (72) Inventor; and
- (75) Inventor/Applicant (for US only): **MINAGAWA, Tomonori** [JP/JP]; c/o CANON KABUSHIKI KAISHA, 3-30-2, Shimomaruko, Ohta-ku, Tokyo 146-8501 (JP).
- (74) Agents: **OKABE, Masao** et al.; No. 602, Fuji Bldg., 2-3, Marunouchi 3-chome, Chiyoda-ku, Tokyo 100-0005 (JP).
- (81) Designated States (national): AE, AG, AL, AM, AT, AU, AZ, BA, BB, BG, BR, BY, BZ, CA, CH, CN, CO, CR, CU, CZ, DE, DK, DM, DZ, EC, EE, ES, FI, GB, GD, GE, GH, GM, HR, HU, ID, IL, IN, IS, KE, KG, KP, KR, KZ, LC, LK, LR, LS, LT, LU, LV, MA, MD, MG, MK, MN, MW, MX, MZ, NI, NO, NZ, OM, PG, PH, PL, PT, RO, RU, SC, SD, SE, SG, SK, SL, SY, TJ, TM, TN, TR, TT, TZ, UA, UG, US, UZ, VC, VN, YU, ZA, ZM, ZW.
- (84) Designated States (regional): ARIPO patent (GH, GM, KE, LS, MW, MZ, SD, SL, SZ, TZ, UG, ZM, ZW), Eurasian patent (AM, AZ, BY, KG, KZ, MD, RU, TJ, TM), European patent (AT, BE, BG, CH, CY, CZ, DE, DK, EE, ES, FI, FR, GB, GR, HU, IE, IT, LU, MC, NL, PT, RO, SE, SI, SK, TR), OAPI patent (BF, BJ, CF, CG, CI, CM, GA, GN, GQ, GW, ML, MR, NE, SN, TD, TG).
- Published:**  
— with international search report
- For two-letter codes and other abbreviations, refer to the "Guidance Notes on Codes and Abbreviations" appearing at the beginning of each regular issue of the PCT Gazette.

(54) Title: PRINT DATA COMMUNICATION WITH DATA ENCRYPTION AND DECRYPTION



(57) Abstract: A printing job containing printing data is transmitted to a specified image forming apparatus through a communications medium so that the printing data can be printed by the specified image forming apparatus. The printing data is encrypted in an encrypting method specified for printing the printing job, the information about the destination for the image forming apparatus is obtained, and the information about the destination obtained by the obtaining means is decrypted by the disclosed method, apparatus, and medium.

WO 2004/013749 A1

## D E S C R I P T I O N

PRINT DATA COMMUNICATION WITH DATA ENCRYPTION AND  
DECRYPTION

5

## TECHNICAL FIELD

The present invention relates to a print control apparatus, an image forming apparatus, an image forming apparatus management server, a print processing system, a print control method, a computer program, and a computer-readable recording medium, and is more specifically suitable for printing data via a communications medium such as the Internet and a network, etc.

15

## BACKGROUND ART

Methods of acquiring and printing data on a printer (an example of an image forming apparatus) from a host computer includes: a stand-alone connection methods in which the host computer and the printer are directly connected with each other through a cable; and a network connection method in which the host computer and the printer are connected with each other through a network so that the network connection allows the use of the remote printer.

25

Among these methods, the network printing for printing data through a network using the above-

mentioned network connection has an advantage of printing on another printer connected to a network (Internet). The network printing also has an advantage of allowing a plurality of terminal devices to share large high-speed printers and expensive color printers, and that of printing data on a remote printer as described above. These advantages promote the use of network printing explosively.

#### 10    DESCLOSURE OF THE INVENTION

          However, networks and the Internet are used by an unlimited number of users, and it is not so difficult for a third party to tap the printing data travelling through the networks and Internet when the third party intends to.

          For example, when important data such as securities or confidential data is printed on a printer in a client site connected to the Internet, or a salesman prints such data using a printer near a visiting site, it is undesired that the printing data can be tapped, falsified before reaching the printer, or printed on a wrong printer other than the printer specified by the printer driver.

          However, in the conventional technology, there has been the problem that printing data can be tapped and used by a third party when data can be printed through a communications medium such as a network,

Internet, etc.

The present invention has been developed to solve the above-mentioned problems. As a first aspect of the present invention, even if printing  
5 data is tapped when it is printed through a communications medium such as a network, Internet, etc., the tapped data can be protected from being used by a third party. Furthermore, as a second aspect of the present invention, even if printing  
10 data is tapped and falsified when it is printed through a communications medium such as a network, Internet, etc., the tapping or the falsification can be detected to protect data against illegal printing.

Additionally, as a third aspect of the present  
15 invention, when a port, a URL, or other information that are suitable examples of destination of a printer is obtained from a printer management server through a network and Internet, the information about the print destination data is protected against  
20 tapping.

Other features and advantageous of the present invention will be apparent from the following description taken in conjunction with the accompanying drawings, in which like reference  
25 characters designate the same or similar parts throughout there of.

## BRIEF DESCRIPTION OF THE DRAWINGS

FIG. 1 shows the concept of the first embodiment of the present invention in reference to an example of the configuration of the print processing system;

FIG. 2 is a block diagram of the first embodiment of the present invention in reference to an example of the configuration of the print processing system;

FIGS. 3A and 3B show the first embodiment using a memory map of RAM;

FIG. 4 shows the first embodiment of the present invention by explaining an encryption key used in the print processing system;

FIG. 5 shows the first embodiment of the present invention in reference to a flowchart of the process of the printer driver;

FIG. 6 shows the first embodiment of the present invention in reference to a flowchart of the process of the printer;

FIG. 7 shows the second embodiment of the present invention in reference to a flowchart of the process of the printer driver;

FIG. 8 shows the second embodiment of the present invention in reference to a flowchart of the process of the printer;

FIG. 9 shows the third embodiment of the

present invention in reference to a flowchart of the process of the printer driver;

FIG. 10 shows the third embodiment of the present invention in reference to a flowchart of the process of the printer;

FIG. 11 shows the concept of the fourth embodiment of the present invention in reference to an example of the configuration of the print processing system;

FIG. 12 is a block diagram of the fourth embodiment of the present invention in reference to an example of the configuration of the print processing system;

FIGS. 13A, 13B and 13C show the fourth embodiment using a memory map of RAM;

FIG. 14 shows the fourth embodiment of the present invention by explaining an encryption key used in the print processing system;

FIG. 15 shows the fourth embodiment of the present invention in reference to a flowchart of the process of the printer management server;

FIG. 16 shows the fourth embodiment of the present invention in reference to a flowchart of the process of the printer driver;

FIG. 17 shows the fourth embodiment of the present invention in reference to a flowchart of the process of the printer;

FIG. 18 shows the fifth embodiment of the present invention in reference to a flowchart of the process of the printer management server;

FIG. 19 shows the fifth embodiment of the present invention in reference to a flowchart of the process of the printer driver;

FIG. 20 shows the sixth embodiment of the present invention in reference to a flowchart of the process of the printer driver;

FIG. 21 shows the sixth embodiment of the present invention in reference to a flowchart of the process of the printer management server;

FIG. 22 shows the sixth embodiment of the present invention in reference to a flowchart of the process of the printer; and

FIG. 23 shows an embodiment of the present invention in reference to the encrypting process on the information about a destination.

## BEST MODE FOR CARRYING OUT THE INVENTION (First Embodiment)

The first embodiments of the print control apparatus, the printer, the printer management server, the print processing system, the print control method, the computer program, and the computer-readable recording medium according to the present invention are described below by referring to the attached

drawings.

FIG. 1 shows the concept of the first embodiment of the present invention in reference to an example of the configuration of the print  
5 processing system.

In the embodiments of the present invention, the user operates a print instruction from a host computer 3000 mounted as a print control apparatus, and considers a case in which data is printed on a  
10 network printer 1500a shared over a network (LAN) 100 and an Internet printer 1500b connected through Internet 200. In addition to the printers, an example of an image forming apparatus can be a scanner, a facsimile, a digital camera, and a  
15 composite machine (multifunction peripheral device) provided with the functions of a copy machine, a printer, a facsimile, a scanner, etc.

FIG. 2 is a block diagram of the first embodiment of the present invention in reference to  
20 an example of the configuration of the print processing system.

Unless otherwise specified, the host computer 3000 is connected to a printer 1500 (network printer 1500a and Internet printer 1500b) through a LAN, a  
25 WAN, a public circuit, the Internet, and any other means (communications medium).

In FIG. 2, the host computer 3000 includes a

CPU 1 for processing a document containing graphics, images, characters, tables (including spreadsheets, etc.), etc. in a mixed manner according to the document processing program, etc. stored in program  
5 ROM of ROM 3 or in external memory 11, and centrally controls each of the devices 2 to 8 connected to a system bus 4.

Program ROM 3b of the ROM 3 or the external memory 11 also stores an operating system program  
10 (OS), etc. which is the control program of the CPU 1. Font ROM 3a of the ROM 3 or the external memory 11 stores font data, etc. for use in the above-mentioned document processing. Additionally, data ROM 3c of the ROM 3 or the external memory 11 stores various  
15 data for use in performing the above-mentioned document processing.

RAM 2 functions as main memory, a work area, etc. of the CPU 1.

A keyboard controller (KBC) 5 controls the key  
20 input from a keyboard 9 or a pointing device not shown in the attached drawings.

A CRT controller (CRTC) 6 controls the display of a CRT display (CRT) 10.

A disk controller (DKC) 7 controls the access  
25 to the hard disk (HD) and the external memory 11 such as a flexible disk (FD), etc. storing a boot program, various applications, font data, a user file, an

editing file, a printer control command generation program (hereinafter referred to as a printer driver), etc.

A printer controller (PRTC) 8 is connected to  
5 the printer 1500 through the network 100, and performs a controlling process on the bidirectional communications with the printer 1500. The printer controller 8 can add a command depending on a connection protocol to a printing job when the  
10 printing job is transmitted to the printer 1500. The command can also be automatically added by the operating system program (OS).

The CPU 1 performs the rasterization on the outline font in the display information RAM set in  
15 the RAM 2, and enables WYSIWYG on the CRT 10.

The CPU 1 opens various windows recorded according to the command indicated by the mouse cursor, etc. not shown in the attached drawings on the CRT 10, and performs various types of data  
20 processing. Before performing print processing, the user opens the window for print settings. Then, the user sets a printing process for a printer driver including setting a printer, selecting a printing mode, etc. using the opened window.

25 In the printer 1500, a printer CPU 12 has the function of outputting an image signal as output information to a printing unit 17 (printer engine)

through a printing unit interface (printing unit I/F)  
16 connected to a system bus 15 according to the  
control program, etc. stored in the program ROM of  
ROM 14 or the control program, etc. stored in  
5 external memory 21.

Program ROM 14b of the ROM 14 stores a control  
program, etc. of the printer CPU 12. Font ROM 14a of  
the ROM 14 stores font data, etc. for use in  
generating the output information. Data ROM 14c of  
10 the ROM 14 stores the information, etc. for use by  
the host computer 3000 on a printer having no  
external memory 21 such as a hard disk, etc.

The printer CPU 12 can communicate with the  
host computer 3000 through an input unit 18, and can  
15 notify the host computer 3000 of the information, etc.  
in the printer 1500.

The data received from the printer driver is  
stored in RAM 13, and converted into an image signal  
by the control program. A command added depending on  
20 the communications protocol is interpreted also by  
the control program.

The RAM 13 is a recording medium functioning as  
the main memory, a work area, etc. of the printer CPU  
12, and is configured such that its memory capacity  
25 can be extended by the optional RAM connected to the  
extension port not shown in the attached drawings.  
The RAM 13 is used as an output information expansion

area, environment data storage area, NVRAM (non-volatile RAM), etc.

The above-mentioned hard disk (HD) and external memory 21 such as an IC card, etc. are access-  
5 controlled by a memory controller (MC) 20. The external memory 21 is connected as an optional unit, and stores font data, an emulation program, form data, etc.

An operation panel 22 is provided with switches  
10 for operations, an LED indicator, a liquid crystal panel, etc. Additionally, the above-mentioned external memory 21 is not limited to one unit, but can include at least one or more memory units. The memory can also be configured to be provided with, in  
15 addition to built-in fonts, an optional font card, and a plurality of external memory units storing a program for interpretation of printer control languages of different types. Furthermore, the memory can include NVRAM not shown in the attached  
20 drawings to store printer mode setting information from the operation panel 22.

FIG. 3A is a memory map showing the control program which is stored in the program ROM 3b of the host computer 3000 according to the embodiment of the  
25 present invention, and becomes executable after it is loaded to the RAM 2 of the host computer 3000.

The encryption, a data feature amount

computation function, etc. for use in the host computer 3000 according to the embodiment of the present invention are resident as a part of a program 304 related to a printing process. A public key of a printer designated for printing and a private key of a printer driver itself are resident as a part of a related data 303.

FIG. 13B is a memory map showing the control program which is stored in the program ROM 14b of the printer 1500 according to the embodiment of the present invention, and becomes executable after it is loaded to the RAM 13 of the printer 1500.

The decryption, a data feature amount computation function, etc. for use in the printer 1500 according to the embodiment of the present invention are resident as a part of a program 313 related to a printing process. A public key of a specific printer driver and a private key of a printer itself are resident as a part of a related data 312.

FIG. 4 shows the encryption key for use in the print processing system (refer to the flowcharts shown in and after FIG. 5) according to the embodiment of the present invention. In the embodiment, the encryption is realized by the public key cryptosystem and the conventional encryption system, and each information equipment has its own

public key and private key. Therefore, FIG. 4 clearly shows the respective keys.

In FIG. 4, the picture showing the key overriding the data indicates that the data is  
5 encrypted by the corresponding key.

In the print processing system according to the embodiment of the present invention, the printing process cannot be performed on any printers other than the specified printer by transmitting printing  
10 data encrypted in the public key cryptosystem.

The public key cryptosystem is a method in which the encryption and the decryption are realized using different keys (private key and public key) between a user and the user's communication partner,  
15 and data encrypted using one key cannot be decrypted without using the other key.

In the public key cryptosystem, the public key is normally published, and the private key is kept in secret. In the public key cryptosystem, it is not  
20 necessary to prepare a specific key for each communication partner, and a public key can be published. Therefore, a key can be easily transmitted to a communication partner with a person who can decrypt the key limited to the user.

25 If the public key cryptosystem is applied to, for example, the printer 1500 according to the present embodiment, and the printing data is

encrypted using the published public key of the printer, then the data can be printed only on the destination printer with the printing data transmitted from any printer driver, thereby  
5 disabling the other printers to print the data.

The process of a printer driver generating an encrypted printing job is described below in detail by referring to the process flow shown in FIG. 5.

Upon receipt of a print request from an  
10 application, the printer driver of the host computer 3000 encrypts the printing data using the public key of the destination printer 1500 (step S501).

Then, the encrypted printing data is transmitted as a printing job to the printer 1500.

15 The public key of the printer 1500 is published, and the printer driver selects the public key of the destination printer 1500 for use.

The process of the printer 1500 obtaining printing data from the received printing job is  
20 described below in detail by referring to the process flow shown in FIG. 6.

The printer 1500 decrypts the printing data in the received printing job using the private key of the printer 1500 (step S601), and obtains the  
25 printing data.

As described above, the private key of the printer 1500 is held by the printer 1500 as an

unpublished key.

When an unspecified printer tries to print the printing data, the printing data is encrypted, and cannot be decrypted or printed as is. Furthermore,  
5 since only the specified printer 1500 has the key to decrypt the encrypted data, the other printers cannot decrypt the data. Therefore, in the print processing system according to the embodiment of the present invention, although printing data is tapped on the  
10 network 100, the printing data can be protected against printing on the other printers.

(Second Embodiment)

The second embodiments of the print control apparatus, the printer, the printer management server,  
15 the print processing system, the print control method, the computer program, and the computer-readable recording medium according to the present invention are described below. The configuration of the hardware of the print processing system according to  
20 the present embodiment is similar to the configuration of the above-mentioned first embodiment. Therefore, the same components as those in the first embodiment are assigned the same reference numerals shown in FIGS. 1 to 6, and the detailed explanation  
25 is omitted here.

In the first embodiment, the print processing system can protect printing data against printing on

other printers even if the printing data is tapped.

However, since the public key of the printer 1500 is published, the printer 1500 cannot determine whether or not printing data has been falsified when  
5 anybody hooks the original printing data and transmits different data to the printer 1500 through the same steps as the process shown in FIG. 5. This may cause a serious problem when the printing data is an estimate, securities, etc.

10 Therefore, in the printing process according to the present embodiment, the presence/absence of the falsification can be checked by a printer by receiving a printing job with a digital signature added to printing data.

15 A digital signature is obtained by encrypting the computed feature amount of the contents of printing data using a private key of a printer driver of the host computer 3000. The printer has a built-in public key of a specific printer driver, and uses  
20 it in decrypting and checking the digital signature.

The feature amount of the contents of the printing data is represented by a hash value, a checksum, etc. A hash value is computed using a hash function which is hardly obtained from a computation  
25 result or is hardly falsified to obtain the same hash value.

The process of a printer driver of a host

computer according to the present embodiment generating an encrypted printing job is described below in detail by referring to the process flow shown in FIG. 7.

5           Upon receipt of printing data at a print request from an application, the printer driver of the host computer encrypts the printing data using a public key of the destination printer (step S701).

          Then, a feature amount is computed from the  
10 original non-encrypted printing data using a feature amount computation function (step S702), and the feature amount is encrypted using a private key of the printer driver (step S703). The result is used as a digital signature. Then, the host computer  
15 transmits a combination of the encrypted printing data and the digital signature as a printing job to the printer for printing the printing data.

          The process of a printer according to the present embodiment obtaining printing data from a  
20 received printing job is described below in detail by referring to the process flow shown in FIG. 8.

          The printer decrypts the printing data in the received printing job using the private key of the printer (step S801) to obtain the printing data.  
25 Then, it decrypts the digital signature in the printing job using the public key of the source printer driver (step S802) to obtain the feature

amount of the obtained printing data.

Then, the printer computes the feature amount from the obtained printing data using a feature amount computation function (step S803), compares the  
5 feature amount with the feature amount of the received printing data (step S804), and confirms that the obtained printing data in step S801 is not falsified if the feature amounts match each other.

If the feature amount computed by the printer  
10 does not match the feature amount of the received printing data in the process in step S804, the following condition can be assumed.

That is, there can be a case in which printing data cannot be decrypted using the public key of a  
15 specific printer driver, and the source of the received printing data is different from the correct host computer, and a case in which the computed feature amount of the printing data is different from the feature amount of the received printing data,  
20 thereby indicating the falsification of the printing data. In each case, the printing job has not been correctly transmitted.

In the print processing system according to the present embodiment, illegal printing data can be  
25 detected by a printer. When the illegal printing data is detected, the illegal printing data is not output after the detection, and the host computer is

notified of the reception of the illegal printing data which is an effective countermeasure.

In the present embodiment, the body of the printer has a feature amount computation function  
5 common to the printer driver. Furthermore, it is assumed that a public key of a specific printer driver (or host computer) has been recorded in advance in the body of the printer:

The encryption key specific to a printer driver  
10 is not limited to a printer driver, but can be replaced with an encryption key specific to the host computer 3000 or the current user.

For example, when the encryption key is specific to the host computer 3000, the host computer  
15 3000 can be used in the multi-user mode so that all user using the host computer 3000 can print the printing data on the printer 1500 on the same conditions.

When an encryption key is specific to a user,  
20 the printing data can be printed on the same conditions by a desktop personal computer in a company and a notebook personal computer (PC) out in the field.

Thus, only one public key can be recorded in  
25 the printer in any case in which an encryption key is specific to a printer driver, the host computer 3000, or a user.

(Third Embodiment)

The third embodiments of the print control apparatus, the printer, the printer management server, the print processing system, the print control method, 5 the computer program, and the computer-readable recording medium according to the present invention are described below. The configuration of the hardware of the print processing system according to the present embodiment is similar to the 10 configurations of the above-mentioned first and second embodiments. Therefore, the same components as those in the first and second embodiments are assigned the same reference numerals shown in FIGS. 1 to 8, and the detailed explanation is omitted here.

15 In the above-mentioned first and second embodiments, printing data is protected against tapping or falsification of the tapped printing data so that the printer driver can be printed with the security of the printing data improved.

20 However, since the encryption and decryption of the printing data in the above-mentioned public key cryptosystem requires a long processing time, it is not desired to apply the method to printing data of a large size.

25 Therefore, in the present embodiment, the conventional encryption system which is much higher in performance (requires much shorter processing

time) than the public key cryptosystem is described.

The conventional encryption system refers to a method of encryption and decrypting data using the same key (secret key) between a user and its partner.

5 Practically, data is encrypted by replacing or shifting a bit string of a sentence with another bit string according to a rule represented by a secret key.

The processing of the conventional encryption  
10 system is considered to be several hundred times faster than the complicated process of the public key cryptosystem having the feature that it is difficult to perform prime factorization when the value obtained by multiplying prime numbers, or that it is  
15 difficult to estimate a value in an oval curve into which the value has been input.

However, on the other hand, it is necessary to pass a secret key in a safe method to each partner, and to prepare a secret key specific to each partner.

20 In the present embodiment, the public key cryptosystem is combined with the conventional encryption system to encrypt printing data using a secret key, and pass the secret key to a printer using a public key.

25 The process of a printer driver generating an encrypted printing job is described below in detail by referring to the process flow shown in FIG. 9.

Upon receipt of the printing data at a print request from an application, the printer driver of a host computer first generates a secret key (step S901), and encrypts the received printing data using the generated secret key (step S901). The generated secret key is encrypted using the public key of the printer (step S903).

Then, the feature amount is computed from the original non-encrypted printing data using a feature amount computation function (step S904), and the feature amount is encrypted using the private key of the printer driver (step S905). The result is a digital signature.

Then, the host computer transmits a combination of the printing data encrypted using the secret key, the secret key encrypted using the public key of the printer, and the digital signature as a printing job to the printer.

The process of the printer obtaining printing data from a received printing job is described below in detail by referring to the process flow shown in FIG. 10.

The printer decrypts the received secret key in the printing job using the private key of the printer (step S1001), and obtains the secret key in the printing job.

Then, the printing data in the printing job is

decrypted using the obtained (decrypted) secret key (step S1002), and the printing data is obtained.

The digital signature of the printing job is decrypted using the public key of the source printer driver (step S1003), and the feature amount of the printing data is obtained.

From the obtained printing data, the body of the printer computes the feature amount using a feature amount computation function (step S1004), the computed feature amount is compared with the received feature amount of the printing data (step S1005). If the feature amounts match each other, it is confirmed that the obtained printing data in step S1002 has not been falsified.

Thus, according to the present embodiment, a time consuming public key cryptosystem is only used in the encryption and decryption of a secret key, and it is not necessary to manage a secret key for each of a plurality of printers connected to the network and Internet. Furthermore, since the host computer can change the secret key each time communications are established, the printing data can be more safely transmitted to a printer.

(Fourth Embodiment)

The fourth embodiments of the print control apparatus, the printer, the printer management server, the print processing system, the print control method,

the computer program, and the computer-readable recording medium according to the present invention are described below.

In the above-mentioned first to third  
5 embodiments of the present invention, the printing data can be protected against tapping by encrypting the printing data by means capable of decrypting the data only by a specified printer, and the printing data can be protected against falsification by adding  
10 a digital signature (obtained by the source of the printing data encrypting the feature amount of the printing data using its own private key, and the falsification of the data can be detected by confirming the contents by the decryption using the  
15 public key of the source) to the printing data.

However, in the method described in the above-mentioned first to third embodiments, the host computer (or the printer driver) has to be informed of the public keys of all printers which can be  
20 specified. Similarly, the public keys of all printer drivers have to be recorded in the body of the printer.

Therefore, a large print processing system capable of using a plurality of host computers and  
25 printers requires laborious operations in recording and maintaining necessary information.

In this situation, the present embodiment

maintains the system of safely transmitting printing data through the Internet and network using the print processing system described in the above-described first to third embodiments, the printer management server centrally manages the necessary information about the public keys of printers, etc., and the printer driver obtains necessary information from the printer management server, thereby eliminating the necessity to manage the information about each printer. The print processing system with the above-mentioned configuration is described below.

Thus, the configuration of the hardware of the print processing system according to the present embodiment is designed by adding a printer management server to the print processing system described by referring to the first to third embodiments of the present invention. Therefore, the components also included in the first to third embodiments are assigned the same reference numerals as in FIGS. 1 to 3, and the detailed explanation is omitted here.

FIG. 11 shows the concept of the fourth embodiment of the present invention in reference to an example of the configuration of the print processing system.

It is assumed that a user operates a print instruction from the host computer 3000, and the network printer 1500a shared on the network (LAN) 100

and the printer 1500b connected through the Internet 200 perform printing processes.

A printer management server 4000 (4000a, 4000b) manages the information (a setting position, an address, an encryption key, etc.) about possible printers, and the host computer 3000 obtains the information about necessary printer from the printer management server 4000 during printing, and transmits printing data to the corresponding printer.

10 The print processing system according to the present embodiment can also transmit printing data to the printers 4000a and 4000b through the printer management server 4000. The printer management server 4000 can be connected to network 100 or the Internet 200.

FIG. 12 is a block diagram of the fourth embodiment of the present invention in reference to an example of the configuration of the print processing system.

20 Unless otherwise specified, the host computer 3000 is connected to the printer 1500 through any LAN, WAN, public circuit, Internet, etc.

In FIG. 12, the printer management server 4000 comprises a CPU 31 for executing a control program stored in ROM 33 or an external memory not shown in the attached drawings, and RAM 32 functioning as the main memory, a work area, etc. of the CPU 31, and the

CPU 31 centrally controls each of the units 32 and 33 connected to a system bus 35.

A network interface card (NIC) 34 performs a bidirectional communications process with the printer driver and the printer 1500.

FIG. 13A is a memory map showing the control program which is stored in the program ROM 3b of the host computer 3000 according to the embodiment of the present invention, and becomes executable after it is loaded to the RAM 2 of the host computer 3000.

The encryption, a data feature amount computation function, etc. for use in the host computer 3000 according to the embodiment of the present invention are resident as a part of a program 304 related to a printing process.

A public key of the printer management server 4000 and a private key of a printer driver itself are resident as a part of a related data 303.

FIG. 13B is a memory map showing the control program which is stored in the program ROM 33 of the printer management server 4000 according to the embodiment of the present invention (or an external memory not shown in the attached drawings), and becomes executable after it is loaded to the RAM 32 of the printer management server 4000.

The encryption/decryption, a data feature amount computation function, a printer retrieval

process, etc. for use in the printer management server 4000 according to the embodiment of the present invention are resident as a part of the program 313 related to a printing process.

5           The printer information (a setting position and an address of each printer, a public key of each printer, etc.) managed by the printer management server 4000 is resident as a part of the related data 312.

10           FIG. 13C is a memory map showing the control program which is stored in the program ROM 14b of the printer 1500 according to the embodiment of the present invention, and becomes executable after it is loaded to the RAM 13 of the printer 1500.

15           The decryption, a data feature amount computation function, etc. for use in the printer 1500 according to the embodiment of the present invention are resident as a part of a program 323 related to a printing process. A public key of the  
20 printer management server 4000 and a private key of a printer driver itself are resident as a part of a related data 322.

FIG. 14 shows the key for use in the print processing system (refer to the flowcharts shown in  
25 and after FIG. 15) according to the embodiment of the present invention. In the embodiment, the encryption is realized by the public key cryptosystem, and each

information equipment has its own public key and private key. Therefore, the respective keys are individually represented.

In FIG. 14, the picture showing the key  
5 overriding the data indicates that the data is encrypted by the corresponding key.

In the print processing system according to the embodiment of the present invention, the printer driver obtains the information about the printer 1500  
10 from the printer management server 4000 in a safe method, and the printing data encrypted in the public key cryptosystem is transmitted to the printer 1500.

The public key cryptosystem is a method in which the encryption and the decryption are realized  
15 using different keys (private key and public key) between a user and the user's communication partner, and data encrypted using one key cannot be decrypted without using the other key.

In the public key cryptosystem, the public key  
20 is normally published, and the private key is kept in secret. In the public key cryptosystem, it is not necessary to prepare a specific key for each communication partner, and a public key can be published. Therefore, a key can be easily  
25 transmitted to a communication partner with a person who can decrypt the key limited to the user.

If the public key cryptosystem is applied to,

for example, the printer 1500 according to the present embodiment, and the printing data is encrypted using the published public key of the printer, then the data can be printed only on the  
5 destination printer with the printing data transmitted from any printer driver, thereby disabling the other printers to print the data.

A digital signature is used as a method of a printer driver safely obtaining printer information  
10 from the printer management server 4000.

A digital signature is obtained by encrypting a computation result of the feature amount of the contents of the data to be transmitted using a source private key. In this example, the printer  
15 information is encrypted using the private key of the printer management server 4000.

The printer driver holds the public key of the printer management server 4000, decrypts the digital signature using the public key, and compares the  
20 decrypted digital signature with the feature amount computed from the separately transmitted printer information, thereby successfully confirming the identification of the source and the presence/absence of the falsification of the printing data (printing  
25 job).

The feature amount can be represented by a hash value, a checksum, etc. A hash value is computed

using a hash function which is hardly obtained from a computation result or is hardly falsified to obtain the same hash value.

When a user performs a printing operation in an application, the application passes the printing data to the printer driver, and performs a printing process. The printer driver determines the first printer for outputting data, and transmits printer information search request data to the printer management server 4000 to obtain the address and the key of the printer.

The selection reference of the printer in the printer management server 4000 which receives the printer information search request data may be requested to:

"print an estimate, etc. on the printer at hand (of, for example, the closest convenience store) when a user is out";

"print data on the printer closest to the user when the user stays away from home or office";

"confidentially print data on the printer of a client, etc."

To determine a printer on which data is to be printed, the user performs a printer selecting operation in advance or interactively.

The process of the printer management server 4000 retrieving printer information and returning the

information to the printer driver is described below in detail.

The printer management server 4000 selects an appropriate printer from the list of the printer  
5 information managed by the server depending on the contents (necessary capabilities of a printer such as the position, color/both sides/staple, etc. of the printer) of the printer information search request data received from the printer driver, and retrieves  
10 the printer information about the corresponding printer (step S501).

It is assumed that the above-mentioned printer information includes a printer address, the public key, etc. of a printer.

15 When a printer communicates data with a host using a SOAP (simple object access protocol) implemented on the HTTP (hyper text transfer protocol), it is effective to encrypt a URL.

FIG. 23 shows an embodiment of the present  
20 invention in reference to the encrypting process on the information about a destination. In (1) in FIG. 23, upon recognition of a print instruction from a user, a host computer 2301 uses the SOAP implemented on the HTTP and requests a printer 2305 to transmit  
25 as printer information the destination (a URL in this case) of the data of the printer together with the device ID and the function of the device. In (2) and

(3) in FIG. 23, the printer transmits the printer information including URL 2305 to the host computer 2301 which has transmitted the request to obtain the printer information. At this time, the URL is  
5 encrypted using a public key 2302 of the host. Simultaneously or immediately after the encryption, a post method of the HTTP from an external unit to the URL of the transmitter is awaited. In (4), the host computer 2301 decrypts the URL using a its own  
10 private key 2303. Using the post method of the HTTP, the host computer 2301 inputs the data to be printed into the decrypted URL indicating a predetermined storage area in the printer. The post method is prescribed in the HTTP, and is a procedure remotely  
15 called for input of data to a predetermined storage area. Refer to, for example, RFC 2616 which is a document issued from the IETF (Internet Engineering Task Force) .

At this time, it is not safe if the URL is  
20 transmitted as raw data because the printer awaits an external post method in the above-mentioned step (2), and is externally vulnerable. That is, if the URL is transmitted as raw data, it is subject to an attack from an evil cracker. When the evil cracker is  
25 informed of the URL, he or she can take cracking action such as a write to a storage area of the URL in the printer using the obtained URL, or attempt

illegal access. Then, it is desired that a URL is transmitted after being encrypted in the printer using a public key obtained from the host computer. The host computer decrypts the URL in the host  
5 computer obtained from the printer using its own private key, and transmits the printing data using the URL in the post method of the HTTP.

It is obvious that the URL is an example of a URI (unified resource identifier). Described above  
10 is an URL as a preferable example, but it is also effective in enhancing the security of the identification information indicating a destination printer such as an IP address, the address of the identifier of the SMB prescribed by NETBEUI, that is,  
15 the information about the destination and the information about the destination of image forming data, etc.

In the printer search step in step S501, it is not always necessary to select one printer. That is,  
20 in the printer search step in step S501, an interactive process can be performed such that the printer management server 4000 can roughly select some printers depending on the conditions (contents of search request data of the printer information),  
25 once return the printer information about the roughly selected printers to the printer driver, and allow the printer driver to finally select a desired

printer from among the roughly selected printers.

Furthermore, the printer management server 4000 can transmit the printer information about all printers managed by itself without roughly selecting the printers, and allow the printer driver to select a desired printer.

Then, the printer management server 4000 computes the feature amount using the feature amount computation function from the retrieved printer information (step S502), and encrypts the feature amount using the private key of the printer management server 4000 (step S503). The result obtained in step S503 is a digital signature. Finally, the printer information and the digital signature are returned to the printer driver.

The process of a printer driver transmitting an encrypted printing job to a printer is described below in detail by referring to the process flow shown in FIG. 16.

Using the public key of the printer management server 4000, the printer driver decrypts a digital signature contained in the digital signature and the printer information returned from the printer management server 4000, and obtains the feature amount (step S601). The printer driver is assumed to hold the public key of the printer management server 4000.

Next, the printer driver computes the feature amount from the obtained printer information using the feature amount computation function (step S602), compares it with the received feature amount (step 5 S603), and confirms that the printer information has been transmitted from the desired printer management server 4000 and the printing data has not been falsified if the feature amounts match each other as a result of the comparison.

10 Then, the printer driver retrieves a public key contained in the printer information (step S604), and encrypts the printing data transmitted from the application using the retrieved public key (step S605). Finally, the encrypted printing data is 15 transmitted as a printing job to the printer 1500.

The process of the printer obtaining printing data from a printing job is described below in detail by referring to the process flow shown in FIG. 17.

The printer 1500 decrypts the printing data in 20 the received printing job using the private key of the printer 1500 (step S701), and obtains the printing data.

In each step shown in FIGS. 16 and 17, a printing job can be transmitted from the printer 25 driver to the printer 1500 which protecting the printing job against illegal printing by other printers than a specified printer.

The printer driver only has to be informed of the secret key of the printer management server 4000 to obtain the printer information in a safe method without individually managing the address, capability or secret key of a target printer. That is, only the printer management server 4000 has to be appropriately maintained to easily and safely print printing data from any host computer.

(Fifth Embodiment)

10 The fifth embodiments of the print control apparatus, the printer, the printer management server, the print processing system, the print control method, the computer program, and the computer-readable recording medium according to the present invention are described below. The configuration of the hardware of the print processing system according to the present embodiment is similar to the configurations of the above-mentioned fourth embodiments. Therefore, the same components as those in the fourth embodiments are assigned the same reference numerals shown in FIGS. 11 to 15, and the detailed explanation is omitted here.

In the above-mentioned fourth embodiment, since a digital signature is added to the information communicated at a printer information obtaining request of a printer driver, there is no possibility that data is falsified, but can be referred to by

anybody over a network. Therefore, the subsequent action can be tracked by the third party.

Therefore, the present embodiment shows an example of encrypting data returned by the printer management server 4000 to enhance the security of the information.

The difference from the fourth embodiment is the communications between a printer management server and a printer driver, and the process of printing encrypted printing data on the printer side is the same as the process shown in FIG. 17.

If a user performs a printing operation on an application, the printing data is passed by the application to the printer driver for the printing process. The printer driver transmits printer information search request data to the printer management server 4000. At this time, according to the present embodiment, the public key of the printer driver is also transmitted to reduce the information for server management. It is not required to transmit when the server manages the public key of the printer driver to be managed.

The process of the printer management server 4000 retrieving printer information and returning it to the printer driver is describe below in detail by referring to the process flow shown in FIG. 8.

The printer management server 4000 retrieves an

appropriate printer from the printer information list managed by the server depending on the contents of the above-mentioned printer information search request data received from the printer driver (step S 5 801). The process of this step is the same as the process in step S501 described above in reference to the fourth embodiment.

Then, the printer management server 4000 encrypts the retrieved printer information using the 10 received public key of the printer driver (step S802). Then, the printer management server 4000 computes the feature amount using a feature amount computation function from the original printer information (step S803), and encrypts the feature amount using the 15 private key of the printer management server 4000 (step S804).

The result obtained in step S804 is a digital signature. Finally, the encrypted printer information and the digital signature are returned to 20 the printer driver.

The process of the printer driver transmitting the encrypted printing job to the printer is described below in detail by referring to the process flow shown in FIG. 19.

25 The printer driver decrypts the printer information received from the printer management server 4000 using the private key of the printer

driver (step S901), and obtains the printer information.

The printer driver decrypts the digital signature received from the printer management server 4000 using the public key of the printer management server 4000, and obtains the feature amount of the printer information (S902). The printer driver is assumed to hold the public key of the printer management server 4000.

10        Then, the printer driver computes the feature amount using the feature amount computation function from the obtained printer information (step S903), compares it with the received feature amount (step S904), and confirms that the obtained printer  
15        information has been transmitted from the desired printer management server 4000 and the printing data has not been falsified if the feature amounts match each other as a result of the comparison.

20        Then, the printer driver retrieves a public key contained in the printer information (step S905), and encrypts the printing data received from the application using the retrieved public key (step S906). Finally, the encrypted printing data is transmitted as a printing job to the printer 1500.

25        In the above-mentioned steps, the printer information returned from the printer management server 4000 can be accessed only by the printer

driver which has issued the request to the printer management server 4000, thereby successfully enhancing the security.

Since the printer driver transmits its own  
5 public key, it is not necessary for the printer management server 4000 to manage the corresponding printer driver. Since the public key is published, there is no problem of passing it to the printer management server 4000.

10 In this example of the present embodiment, printer information is encrypted. However, means for transmitting the public key of the printer driver from the printer driver to the printer management server 4000, and returning the information encrypted  
15 using the public key to the printer driver can also be applied to other data.

Therefore, when other data than the printer information is encrypted, the system of the printer management server 4000 which is free of management of  
20 the printer driver can be provided.

In the above-mentioned example of the present embodiment, the secret key of the printer driver is used. However, an available secret key is not limited to the secret key of a printer driver, but  
25 the key of the host computer 3000 can be used, or the key of the current user can be used obviously.

For example, when the secret key of the host

computer 3000 is used, the host computer 3000 can be used in a multi-user mode so that anybody on the host computer 3000 can print printing data on the printer 1500 on the same condition.

5           Furthermore, when the secret key of a user is used, the user can print printing data on the same condition from an in-house desktop personal computer (PC) or any notebook personal computer (PC) out in the field.

10   (Sixth Embodiment)

          The sixth embodiments of the print control apparatus, the printer, the printer management server, the print processing system, the print control method, the computer program, and the computer-readable  
15   recording medium according to the present invention are described below. The configuration of the hardware of the print processing system according to the present embodiment is similar to the configurations of the above-mentioned fourth and  
20   fifth embodiments. Therefore, the same components as those in the fourth embodiments are assigned the same reference numerals shown in FIGS. 11 to 19, and the detailed explanation is omitted here.

          In the fourth and fifth embodiments of the  
25   present invention, printing data cannot be printed on the printers other than a specified printer.

          However, if anybody hooks the original printing

data and transmits different data to a target printer by following the same steps as the fourth and fifth embodiments, the printer cannot determine whether or not the received printing data has been falsified.

5        This problem can be solved by assigning a digital signature to printing data. However, to solve the problem, the public key of the target printer driver is to be recorded in the printer.

10       Furthermore, the public key is to be recorded in all printers in the print processing system. If a target host computer is added, all printers have to be maintained correspondingly. Therefore, determining in this method whether or not printer driver has been falsified requires a laborious  
15       operation.

      Here, according to the present embodiment, printing data is transmitted through the printer management server 4000 so that the printing data can be protected against falsification and the  
20       maintenance of the printer 1500 can be almost eliminated.

      The process of the printer driver transmitting printing data to the printer management server is described below in detail by referring to the process  
25       flow shown in FIG. 20.

      When a user performs a printing operation on an application, the application passes printing data to

the printer driver, thereby performing a printing process.

To first determine the destination printer, the printer driver generates request data to the printer management server 4000, or designates a printer through interactive communications with the printer management server 4000 (S1001), and generates a request to specify a printer to be transmitted to the printer management server 4000.

10        Then, the printer driver encrypts the printing data received from the application using the public key of the printer management server 4000 (step S1002). Finally, it transmits the encrypted printing data and the printer designation request to the  
15 printer management server 4000.

The process of the printer management server 4000 transmitting the encrypted printer driver to the printer 1500 is described below in detail by referring to the process flow shown in FIG. 21.

20        In response to the printer designation request received from the printer driver, the printer management server 4000 selects an appropriate printer from the printer information list managed by the server, and retrieves the corresponding printer  
25 information (step S1101). Assume that the printer information contains the address, the public key, etc. of the printer.

Next, the printer management server 4000 decrypts the printing data received from the printer driver using the private key of the printer management server 4000 (step S1102), and obtains the  
5 printing data. After this step, the information equipment other than the printer management server 4000 cannot tap the printing data.

Then, the printer management server 4000 encrypts the obtained printing data using the public  
10 key of the printer contained in the printer information (step S1103).

The printer management server 4000 then computes the feature amount computation function from the obtained printing data (step S1104), and encrypts  
15 the computed feature amount using the private key of the printer management server 4000 (step S1105). The obtained result is a digital signature.

Finally, the printer management server 4000 transfers a combination of the encrypted printing  
20 data and the digital signature as a printing job to the printer address contained in the printer information.

The process of the printer 1500 obtaining the printing data from the received printing job is  
25 described below in detail by referring to the process flow shown in FIG. 22.

The printer 1500 decrypts the printing data in

the received printing job using the private key of the printer 1500 (step S1201), and obtains the printing data. After this step, information equipment other than a specified printer cannot tap  
5 the printing data.

Then, the printer 1500 decrypts the digital signature in the received printing job using the public key of the printer management server 4000 of the source (step S1202), and obtains the feature  
10 amount of the printing data.

The printer 1500 then computes the feature amount using the feature amount computation function from the obtained printing data (step S1203), compares the result with the received feature amount  
15 (step S1204), and confirms that the printing data obtained in step S1201 has not been falsified if the feature amounts match each other.

Thus, according to the present embodiment, the printing data can be not only protected against  
20 tapping, but also protected against the falsification.

Furthermore, the public key of other information equipment to be held by each information equipment is only the public key of the printer management server 4000 for the printer driver and the  
25 printer. The printer management server 4000 has to manage only the public key of the printer managed by the server. Therefore, although the configuration of

the print processing system is changed, only the printer management server 4000 is to be maintained.

(Other Embodiments of the Present Invention)

The present invention also includes the  
5 embodiment of providing a program code of the software for realizing the function of the above-mentioned embodiments for the apparatuses connected to various devices or the computers in the system so that various devices can be operated to realize the  
10 functions of the above-mentioned embodiments, and operating various devices according to the program stored in the computer (CPU or MPU) of the system or the apparatus.

In this case, the program code of the above-  
15 mentioned software realizes the functions of the above-mentioned embodiments, and the program code itself, and the means for providing the program code for the computer, for example, the storage medium storing the program code configure the present  
20 invention. The recording medium storing such a program code can be, for example, a flexible disk, a hard disk, an optical disk, a magneto-optic disk, CD-ROM, a magnetic tape, a non-volatile memory card, ROM, etc.

25 The embodiments of the present invention also include a program code not only when the functions of the above-mentioned embodiments are realized by the

computer executing the provided program code, but  
also when the functions of the above-mentioned  
embodiments are realized in cooperation with the OS  
(operating system) operated in the computer or  
5 another application software, etc.

Furthermore, after the provided program code is  
stored in the memory of the function expanding board  
of a computer or the function expanding unit  
connected to the computer, a part or all of the  
10 actual process can be performed by the CPU provided  
in the function expanding board and the function  
expanding unit at an instruction of the program code,  
and the functions of the above-mentioned embodiments  
are realized by the process. It is obvious that this  
15 process can also be included in the present invention.

As described above, according to the present  
invention, a printing job containing printing data is  
transmitted to a specified printer through a  
communications medium, and the specified printer is  
20 controlled to print the printing data. At this time,  
the printing data is encrypted in the encrypting  
method in which only the printer designated to print  
the printing job can perform decryption. Therefore,  
although the printing job containing printing data is  
25 tapped, the printing data can be protected against  
illegal printing by any other printers and the tapped  
printing data can be protected against illegal use by

the third party.

Furthermore, according to another feature of the present embodiment, the feature amount computed from the printing data can be encrypted to generate a digital signature, and the generated digital signature can be contained in the printing job and transmitted. Therefore, the source of the printing job can be designated and no falsification on the printing job can be guaranteed. As a result, although the printing data is printed through the communications medium, tapping or falsification of the printing data, if occurs, can be detected. Thus, erroneous printing can be prevented, and important printing data can be safely printed.

According to another feature of the present embodiment, the printers connected to a communications medium can be collectively managed by a printer management server. Therefore, the print control apparatus and a printer have only to hold the public key of the printer management server, and the printer management server only has to hold the public key of the printer managed by the server, thereby considerably reducing the laborious operations required for maintenance in a large system including a plurality of print control apparatuses and a plurality of printers.

## C L A I M S

1. A print control apparatus which transmits  
a printing job including printing data to a specified  
5 image forming apparatus through a communications  
medium, and controls the printing data to be printed  
by the specified image forming apparatus, comprising:  
printing data encryption means for encrypting  
the printing data in a specified encrypting method in  
10 printing the printing job;

obtaining means for obtaining information about  
a destination for the image forming apparatus; and  
decryption means for decrypting information  
about the destination obtained by said obtaining  
15 means.

2. The print control apparatus according to  
claim 1, further comprising:

feature amount computation means for computing  
20 a feature amount from the printing data; and

printing job transmission means for including  
the feature amount computed by said feature amount  
computation means in the printing job and  
transmitting the feature amount to the specified  
25 image forming apparatus through the communications  
medium.

3. The print control apparatus according to claim 1, wherein

the information about the destination obtained by said obtaining means is a port or a uniform  
5 resource identifier (URI) for printing.

4. The print control apparatus according to claim 1, wherein

said printing data encryption means functions  
10 as public key encryption means for performing encryption based on a public key cryptosystem, and encrypts the printing data using a public key of the image forming apparatus specified for printing the printing data based on the public key cryptosystem.

15

5. The print control apparatus according to claim 1, further comprising:

secret key generation means for generating a secret key commonly used by the image forming  
20 apparatus specified for printing the printing data;

secret key encryption means for encrypting the secret key generated by said secret key generation means; and

printing job transmission means for including  
25 the secret key encrypted by said secret key encryption means in the printing job, and transmitting the key to the communications medium,

wherein:

said printing data encryption means functions  
as common key encryption means for performing  
encryption based on a conventional encryption system,  
5 and encrypts the printing data using the secret key  
generated by said secret key generation means based  
on the conventional encryption system; and

said secret key encryption means functions as  
public key encryption means for performing encrypt  
10 based on the public key cryptosystem, performs the  
encryption based on the public key cryptosystem, and  
encrypts the secret key using a public key of the  
image forming apparatus specified for printing the  
printing data.

15

6. The print control apparatus according to  
claim 2, further comprising

digital signature generation means for  
generating a digital signature by performing  
20 encryption based on a public key cryptosystem on the  
feature amount computed by said feature amount  
computation means and encrypting the feature amount  
using a private key of said digital signature  
generation means, wherein

25 said printing job transmission means includes  
in the printing job the digital signature generated  
by said digital signature generation means instead of

the feature amount computed by said feature amount computation means, and transmits the printing job to the communications medium.

5           7.     The print control apparatus according to claim 1, further comprising:

              image forming apparatus selection means for selecting an image forming apparatus for printing the printing data from the group consisting of a  
10   plurality of image forming apparatuses by issuing an inquiry to an image forming apparatus management server for managing information about the image forming apparatuses; and

              image forming apparatus information obtaining  
15   means for obtaining information about the image forming apparatus specified for printing the printing data from the image forming apparatus management server.

20           8.     The print control apparatus according to claim 7, wherein:

              said image forming apparatus information obtaining means obtains an encryption key and an address of the image forming apparatus specified for  
25   printing the printing data from the image forming apparatus management server; and

              said printing data encryption means encrypts

the printing data using the key of the image forming apparatus obtained by said image forming apparatus information obtaining means, and transmits the encrypted printing data directly to the address of  
5 the image forming apparatus obtained by said image forming apparatus information obtaining means.

9. The print control apparatus according to claim 7, wherein

10 said printing data encryption means obtains an encryption key of the image forming apparatus management server, encrypts the printing data, and transmits the encrypted printing data to the image forming apparatus management server.

15

10. The print control apparatus according to claim 7, wherein

said image forming apparatus selection means selects from the group consisting of a plurality of  
20 image forming apparatuses a corresponding image forming apparatus by said image forming apparatus information obtaining means transmitting to the image forming apparatus management server a necessary condition for said image forming apparatus selection  
25 means selecting a corresponding image forming apparatus from the group consisting of a plurality of image forming apparatuses.

11. The print control apparatus according to claim 7, wherein

the image forming apparatus management server roughly selects corresponding image forming  
5 apparatuses from the group consisting of a plurality of image forming apparatuses by said image forming apparatus information obtaining means transmitting to the server a necessary condition for the image forming apparatus management server roughly selecting  
10 the corresponding image forming apparatuses from the group consisting of a plurality of image forming apparatuses, and the image forming apparatus management server which has roughly selected the corresponding image forming apparatuses from the  
15 group of the plurality of image forming apparatuses interactively communicates with said image forming apparatus selection means, thereby selecting the image forming apparatus for printing the printing data from the group of the plurality of image forming  
20 apparatuses.

12. An image forming apparatus which prints encrypted printing data contained in a printing job received through a communications medium, comprising:

25 printing data decryption means for decrypting the printing data in a predetermined decrypting method for the encrypted printing data;

feature amount obtaining means for obtaining a feature amount from the received printing job;

feature amount computation means for computing a feature amount from the printing data decrypted by  
5 said printing data decryption means;

transfer means for encrypting and transferring information about a destination corresponding to an image forming apparatus; and

printing data confirmation means for comparing  
10 the feature amount computed by said feature amount computation means with the feature amount obtained by said feature amount obtaining means, and confirming that the encrypted and received printing data has not been destroyed or falsified if a comparison result  
15 indicates matching feature amounts.

13. The image forming apparatus according to claim 12, wherein

said printing data decryption means functions  
20 as public key decryption means for performing decryption based on a public key cryptosystem, performs the decryption to decrypt the encrypted and received printing data using a private key of said printing data decryption means, and obtains the  
25 printing data.

14. The image forming apparatus according to

claim 12, further comprising:

secret key retrieval means for retrieving an encrypted secret key from the received printing job; and

5 secret key obtaining means for performing decryption based on a public key cryptosystem on the encrypted secret key retrieved from said secret key retrieval means, decrypting the encrypted secret key using a private key of said secret key obtaining  
10 means, and obtaining the secret key of the printing job, wherein

said printing data decryption means functions as common key decryption means for performing decryption based on a conventional encryption system,  
15 applies the conventional encryption system to decrypt the encrypted printing data using the secret key, and obtains printing data.

15. The image forming apparatus according to  
20 claim 12, further comprising

digital signature retrieval means for retrieving a digital signature from the received printing job, wherein:

said feature amount obtaining means obtains a  
25 feature amount by decrypting the digital signature retrieved by said digital signature retrieval means based on a public key decrypting method using a

public key of a source of the printing job;

said printing data confirmation means compares the feature amount computed from the printing data decrypted by said printing data decryption means with  
5 the feature amount obtained by said feature amount obtaining means, confirms that the feature amounts match each other, thereby confirming that the source is a specified image forming apparatus driver and that the encrypted and received printing data has not  
10 been destroyed or falsified.

16. An image forming apparatus management server which manages information about an image forming apparatus connected through a communications  
15 medium, comprising:

information holding means for holding a list of information including a setting position, a capability, and an encryption key of each available image forming apparatus connected through the  
20 communications medium;

image forming apparatus selection means for referring to the list of information held by said information holding means in response to an inquiry from a print control apparatus which controls  
25 printing of the image forming apparatus, and selects an appropriate image forming apparatus for printing data from the group consisting of a plurality of

image forming apparatuses;

image forming apparatus information obtaining means for obtaining in response to an inquiry from the print control apparatus an encryption key and  
5 address information about the image forming apparatus selected by said image forming apparatus selection means; and

image forming apparatus information transmission means for decrypting the encrypted  
10 printing data received from the print control apparatus using the key held by said information holding means, re-encrypting the decrypted printing data using the key of the image forming apparatus obtained by said image forming apparatus information  
15 obtaining means, and transmitting the re-encrypted printing data to the address obtained by said image forming apparatus information obtaining means.

17. A print control method for transmitting a  
20 printing job containing printing data to a specified image forming apparatus through a communications medium to control the printing data to be printed by the specified image forming apparatus, comprising the step of  
25 performing printing data encryption process for encrypting the printing data in an encrypting method in which the image forming apparatus specified for

printing the printing data can decrypt the data, obtaining information about a destination of the image forming apparatus, and decrypting the obtained information about the destination.

5

18. The print control method according to claim 17, further comprising a feature amount computing process of computing a feature amount from the printing data, and a printing job transmitting  
10 process of including the feature amount computed in said feature amount computing process in the printing job and transmitting the feature amount to the specified image forming apparatus through the communications medium.

15

19. The print control method according to claim 18, wherein

said printing data encryption process performs a public key encrypting process which is encryption  
20 based on a public key cryptosystem using a public key of the image forming apparatus specified for printing the printing data, and encrypts the printing data.

20. The print control method according to  
25 claim 17, further comprising:

a secret key generating process of generating a secret key commonly used by the image forming

apparatus specified for printing the printing data;

a secret key encrypting process for encrypting the secret key generated in said secret key generating process; and

5 a printing job transmitting process for including the secret key encrypted in said secret key encrypting process in the printing job, and transmitting the key to the communications medium, wherein:

10 said printing data encryption process performs a common key encrypting process which is encryption based on a conventional encryption system using the secret key generated in said secret key generating process, and encrypts the printing data; and

15 said secret key encrypting process performs a public key encrypting process which is encryption based on a public key cryptosystem using a public key of the image forming apparatus specified for printing the printing data, and encrypts the secret key.

20

21. The print control method according to claim 18, further comprising

a digital signature generating process of performing encryption based on a public key

25 cryptosystem using a private key on the feature amount computed in said feature amount computing process and encrypting the feature amount, thereby

generating a digital signature, wherein

said printing job transmitting process includes  
in the printing job the digital signature generated  
in said digital signature generating process instead  
5 of the feature amount computed in said feature amount  
computing process, and transmits the printing job to  
the communications medium.

22. The print control method according to  
10 claim 17, further comprising:

an image forming apparatus selecting process of  
selecting an image forming apparatus for printing the  
printing data from the group consisting of a  
plurality of image forming apparatuses by issuing an  
15 inquiry to an image forming apparatus management  
server for managing information about the image  
forming apparatuses; and

an image forming apparatus information  
obtaining process of obtaining information about the  
20 image forming apparatus specified for printing the  
printing data from the image forming apparatus  
management server.

23. The print control method according to  
25 claim 23, wherein:

said image forming apparatus information  
obtaining process obtains an encryption key and an

address of the image forming apparatus specified for printing the printing data from the image forming apparatus management server; and

said printing data encrypting process encrypts  
5 the printing data using the key of the image forming apparatus obtained by said image forming apparatus information obtaining process, and transmits the encrypted printing data directly to the address of the image forming apparatus obtained in said image  
10 forming apparatus information obtaining process.

24. The print control method according to claim 22, wherein

said printing data encrypting process obtains  
15 an encryption key of the image forming apparatus management server, encrypts the printing data, and transmits the encrypted printing data to the image forming apparatus management server.

20 25. The print control method according to claim 22, wherein

said image forming apparatus selecting process selects from the group consisting of a plurality of image forming apparatuses a corresponding image  
25 forming apparatus by said image forming apparatus information obtaining process of transmitting to the image forming apparatus management server a necessary

condition for said image forming apparatus selecting process of selecting a corresponding image forming apparatus from the group consisting of a plurality of image forming apparatuses.

5

26. The print control method according to claim 22, wherein

the image forming apparatus management server roughly selects corresponding image forming  
10 apparatuses from the group consisting of a plurality of image forming apparatuses by said image forming apparatus information obtaining process of transmitting to the server a necessary condition for the image forming apparatus management server roughly  
15 selecting the corresponding image forming apparatuses from the group consisting of a plurality of image forming apparatuses, and the image forming apparatus management server which has roughly selected the corresponding image forming apparatuses from the  
20 group of the plurality of image forming apparatuses interactively communicates with said image forming apparatus selecting process, thereby selecting the image forming apparatus for printing the printing data from the group of the plurality of image forming  
25 apparatuses.

27. The print control method according to

claim 25, further comprising:

a feature amount obtaining process of obtaining a feature amount from the received printing job;

a feature amount computing process of computing  
5 a feature amount from the printing data decrypted in said printing data decrypting process;

a transfer process of encrypting and transferring information about a destination corresponding to an image forming apparatus; and

10 a printing data confirming process of comparing the feature amount computed in said feature amount computing process with the feature amount obtained by said feature amount obtaining process, and confirming that the encrypted and received printing data has not  
15 been destroyed or falsified if a comparison result indicates matching feature amounts.

28. The print control method according to claim 26, wherein

20 said printing data decrypting process functions as a public key decrypting process for performing decryption based on a public key cryptosystem, performs the decryption to decrypt the encrypted and received printing data using a private key, and  
25 obtains the printing data.

29. The print control method according to

claim 27, further comprising:

a secret key retrieving process for retrieving an encrypted secret key from the received printing job; and

5 a secret key obtaining process of performing decryption based on a public key decrypting method on the encrypted secret key retrieved from said secret key retrieving process, decrypting the encrypted secret key using a private key of said private key obtaining process, and obtaining the secret key of  
10 the printing job, wherein

said printing data decrypting process functions as a common key decrypting process of performing decryption based on a conventional encryption system,  
15 decrypts the encrypted printing data using the secret key, and obtains printing data.

30. The print control method according to claim 27, further comprising

20 a digital signature retrieving process of retrieving a digital signature from the received printing job, wherein:

said feature amount obtaining process obtains a feature amount by decrypting the digital signature  
25 retrieved in said digital signature retrieving process based on a public key decrypting method using a public key of a source of the printing job;

said printing data confirming process compares the feature amount computed from the printing data decrypted in said printing data decrypting process with the feature amount obtained in said feature amount obtaining process, confirms that the feature amounts match each other, thereby confirming that the source is a specified image forming apparatus driver and that the encrypted and received printing data has not been destroyed or falsified.

10

31. A print control method comprising:
- an information holding process of holding a list of information including a setting position, a capability, and an encryption key of each available image forming apparatus connected through the communications medium;
  - a selecting process of referring to the list of information held in said information holding process in response to an inquiry from a print control apparatus which controls printing of the image forming apparatus, and selects an appropriate image forming apparatus for printing data from the group consisting of a plurality of image forming apparatuses;
  - an information obtaining process of obtaining in response to an inquiry from the print control apparatus an encryption key and address information

25

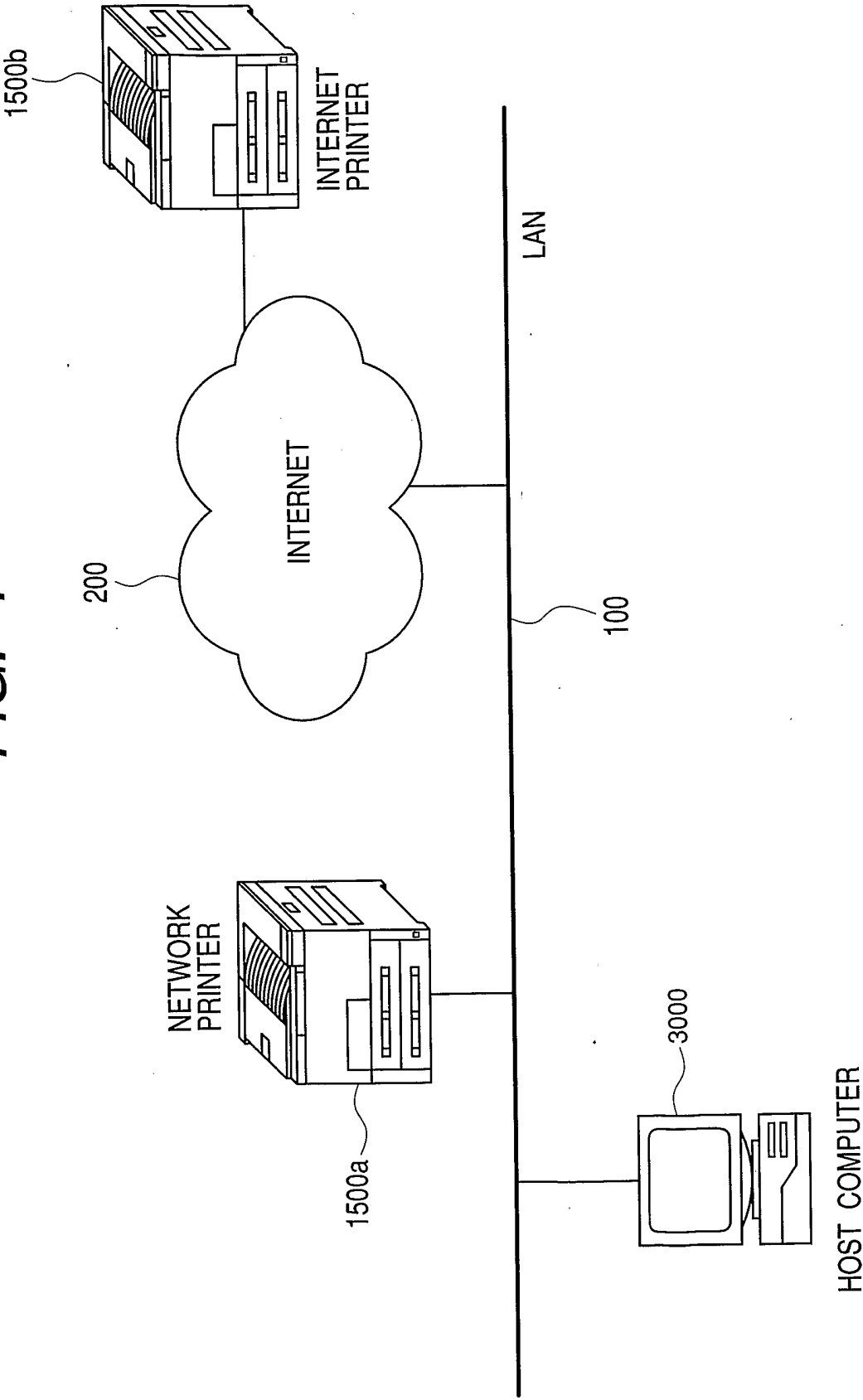
about the image forming apparatus selected in said  
image forming apparatus selecting process; and  
an image forming apparatus information  
transmitting process of decrypting the encrypted  
5 printing data received from the print control  
apparatus using the key held in said information  
holding process, re-encrypting the decrypted printing  
data using the key of the image forming apparatus  
obtained in said information obtaining process, and  
10 transmitting the re-encrypted printing data to the  
address obtained in said information obtaining  
process.

32. A computer-readable storage medium storing  
15 a computer program to direct a computer to perform:  
a printing data encrypting process of  
encrypting the printing data in an encrypting method  
in which an image forming apparatus specified for  
printing the printing data can decrypt the data when  
20 a printing job containing printing data is  
transmitted to a specified image forming apparatus  
through a communications medium to control the  
printing data to be printed by the specified image  
forming apparatus;  
25 an obtaining process of indicating information  
about a destination for the image forming apparatus;  
and

a decrypting process of decrypting the obtained information about the destination.

33. A print control apparatus which transmits  
5 a printing job including printing data to a specified image forming apparatus through a communications medium, and controls the printing data to be printed by the specified image forming apparatus, comprising:
- 10 a printing data encryption unit, which encrypts the printing data in a specified encrypting method in printing the printing job;
  - an obtaining unit, which obtains information about a destination for the image forming apparatus; and
  - 15 a decryption unit, which decrypts information about the destination obtained by said obtaining unit.

FIG. 1



2 / 23

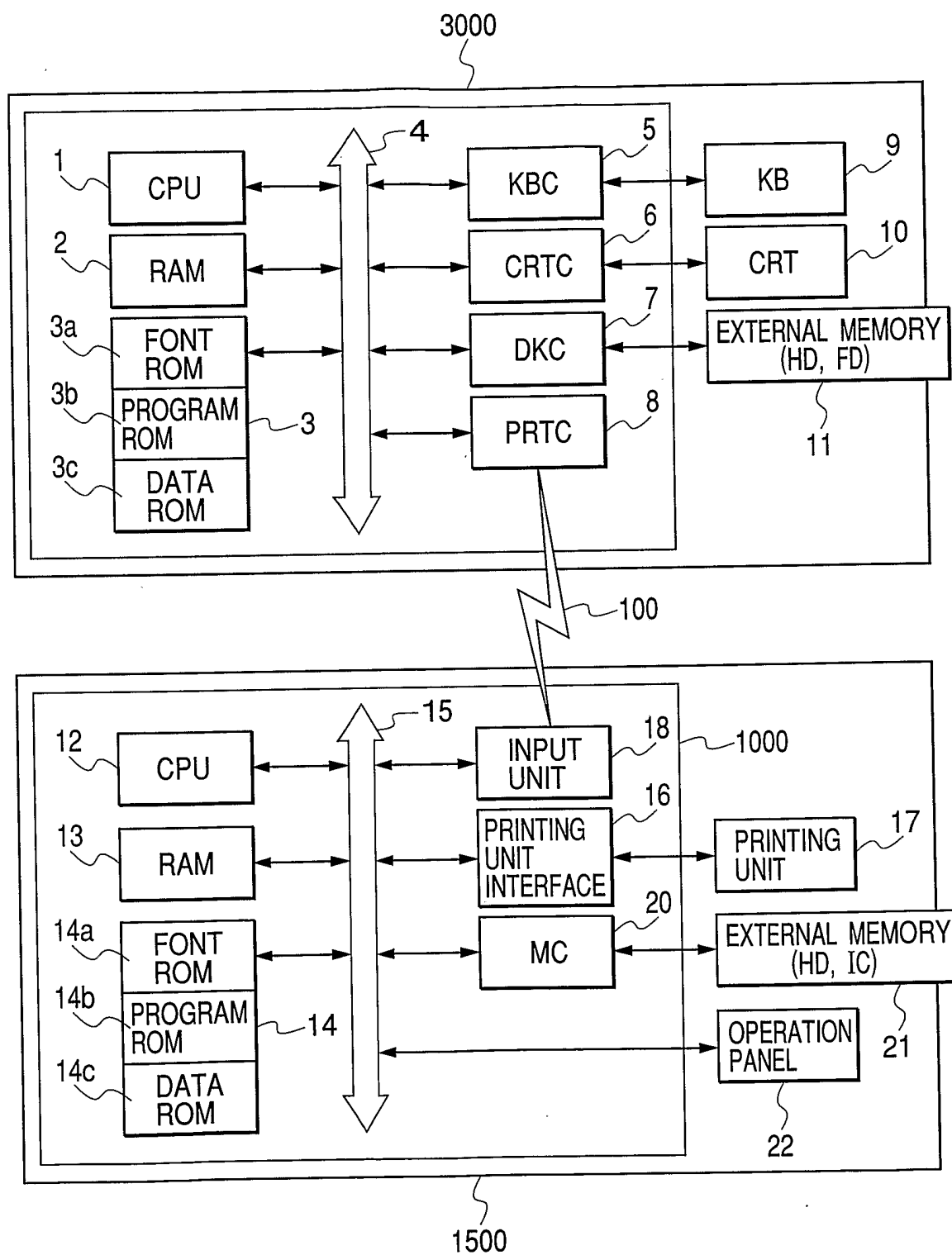
**FIG. 2**

FIG. 3A

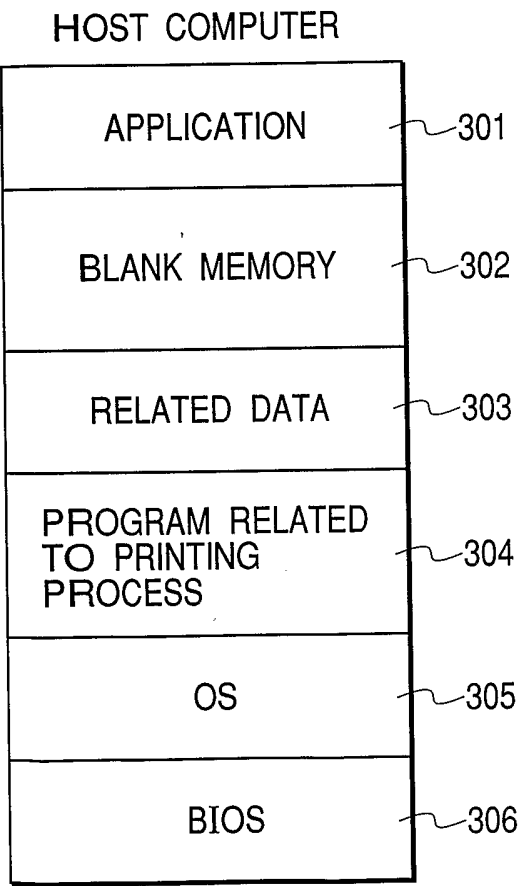
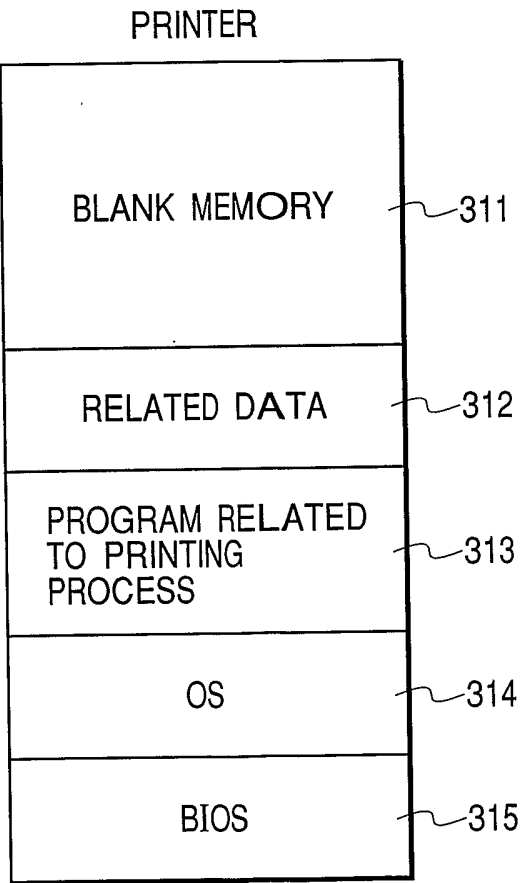


FIG. 3B



4 / 23


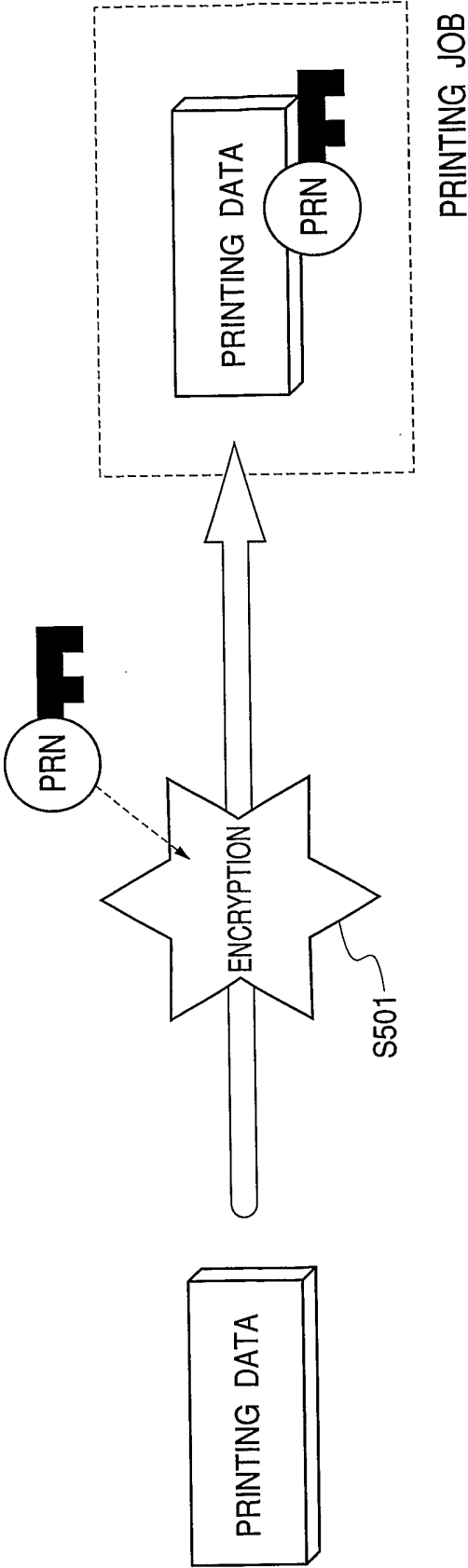
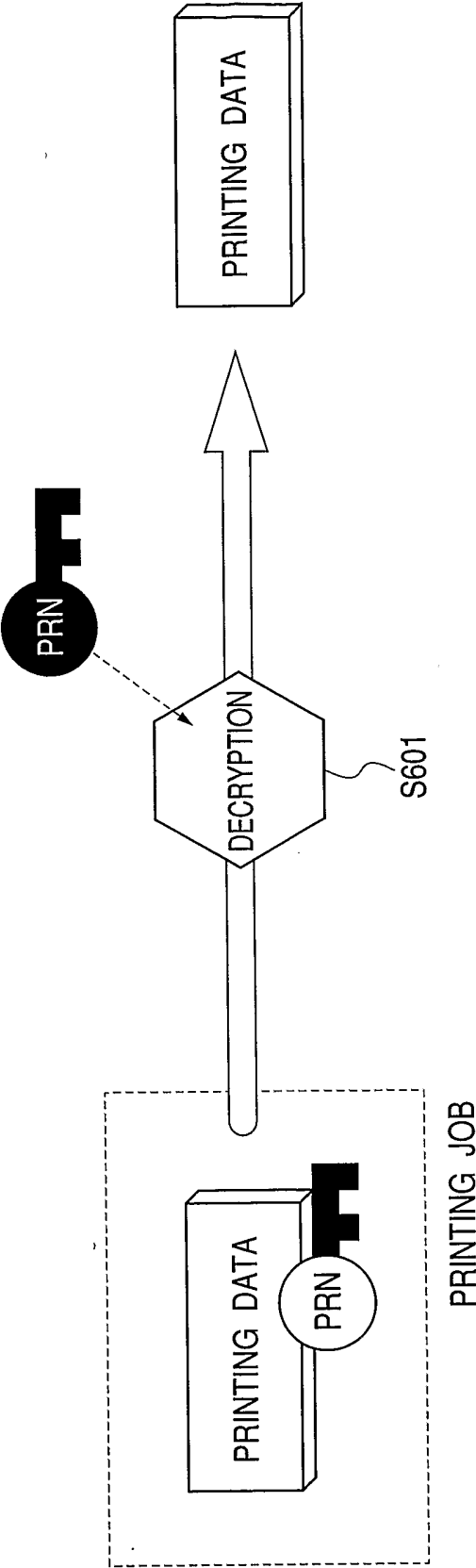
*FIG. 4*

FIG. 5



PROCESS OF THE PRINTER DRIVER

FIG. 6



PROCESS OF THE PRINTER

FIG. 7

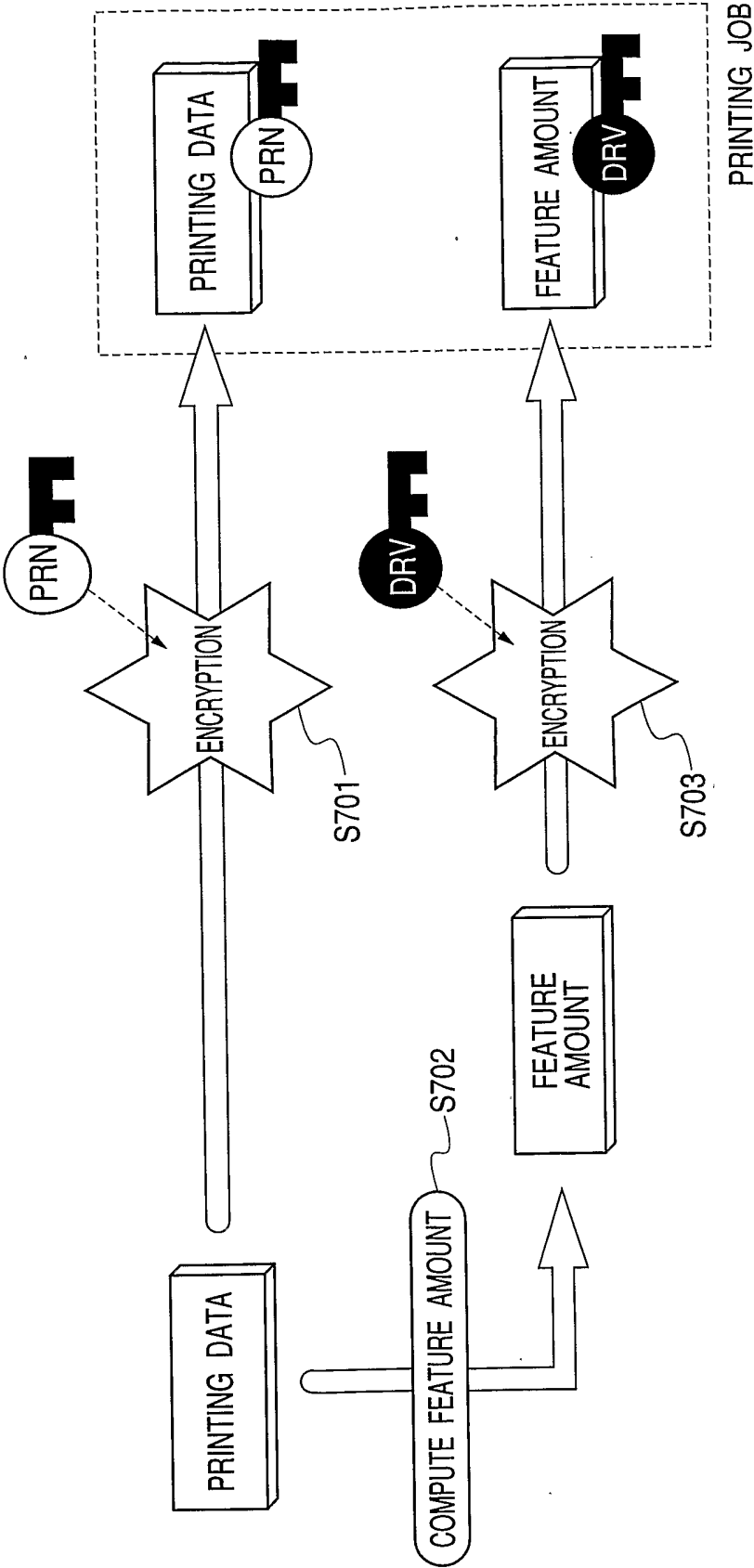
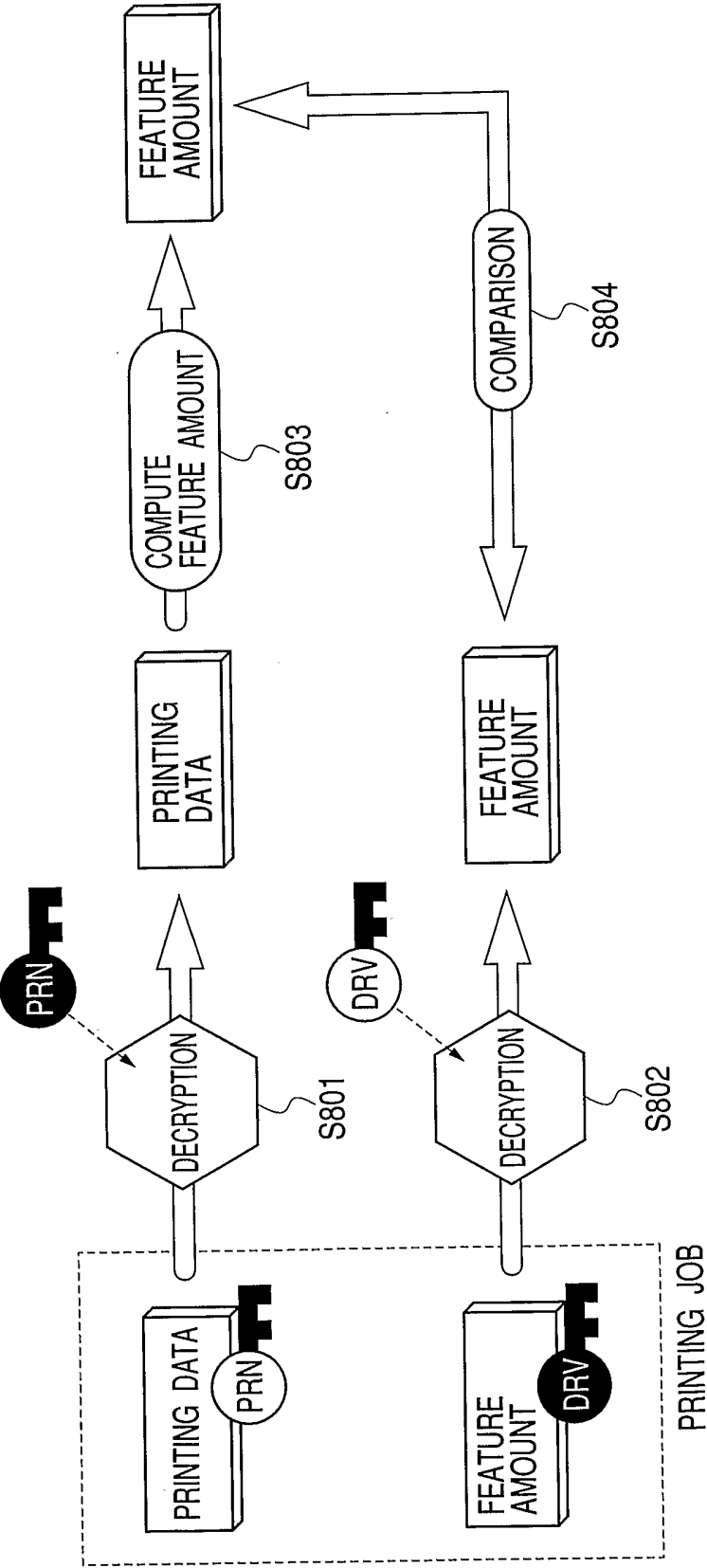


FIG. 8



PROCESS OF THE PRINTER

FIG. 9

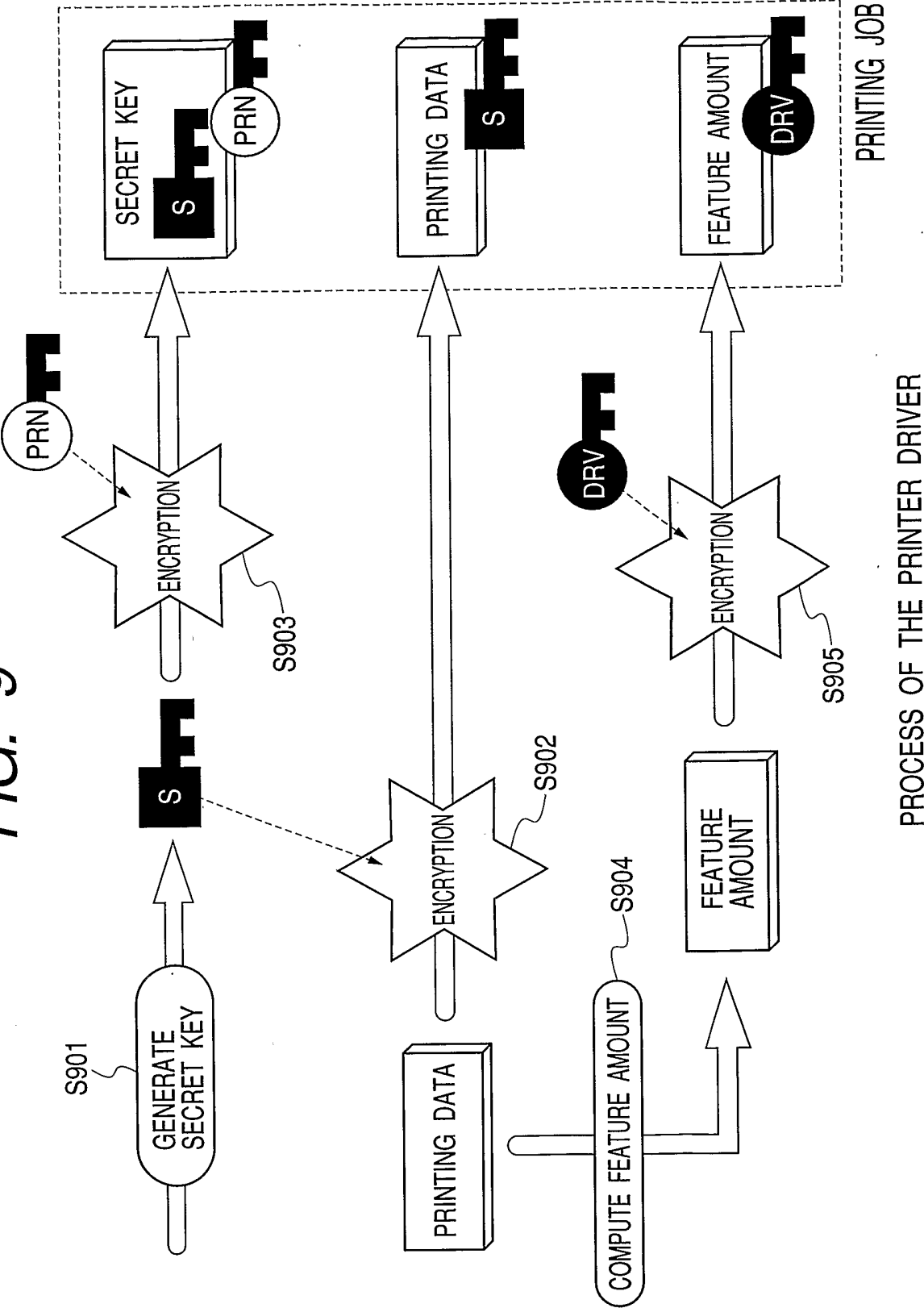


FIG. 10

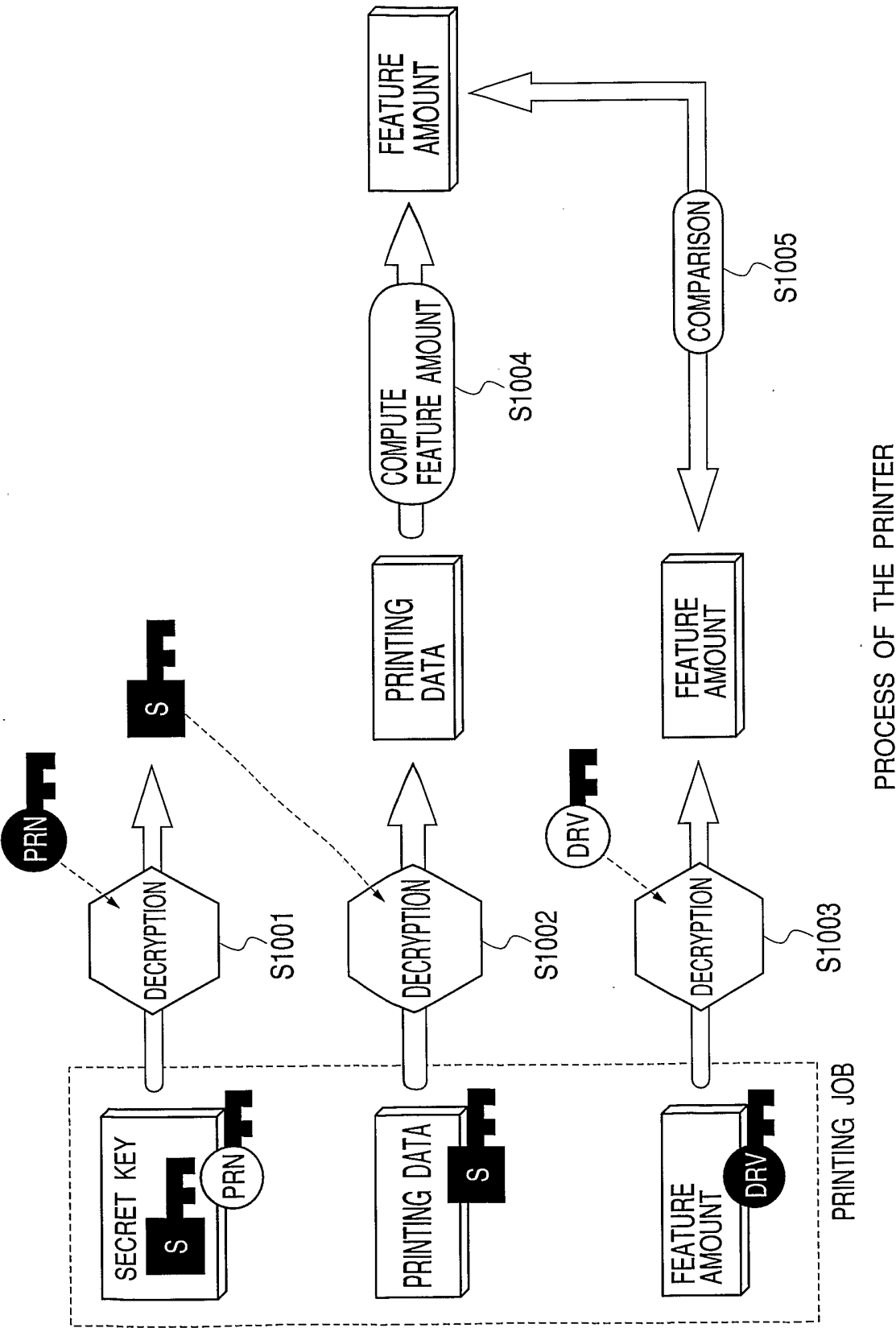
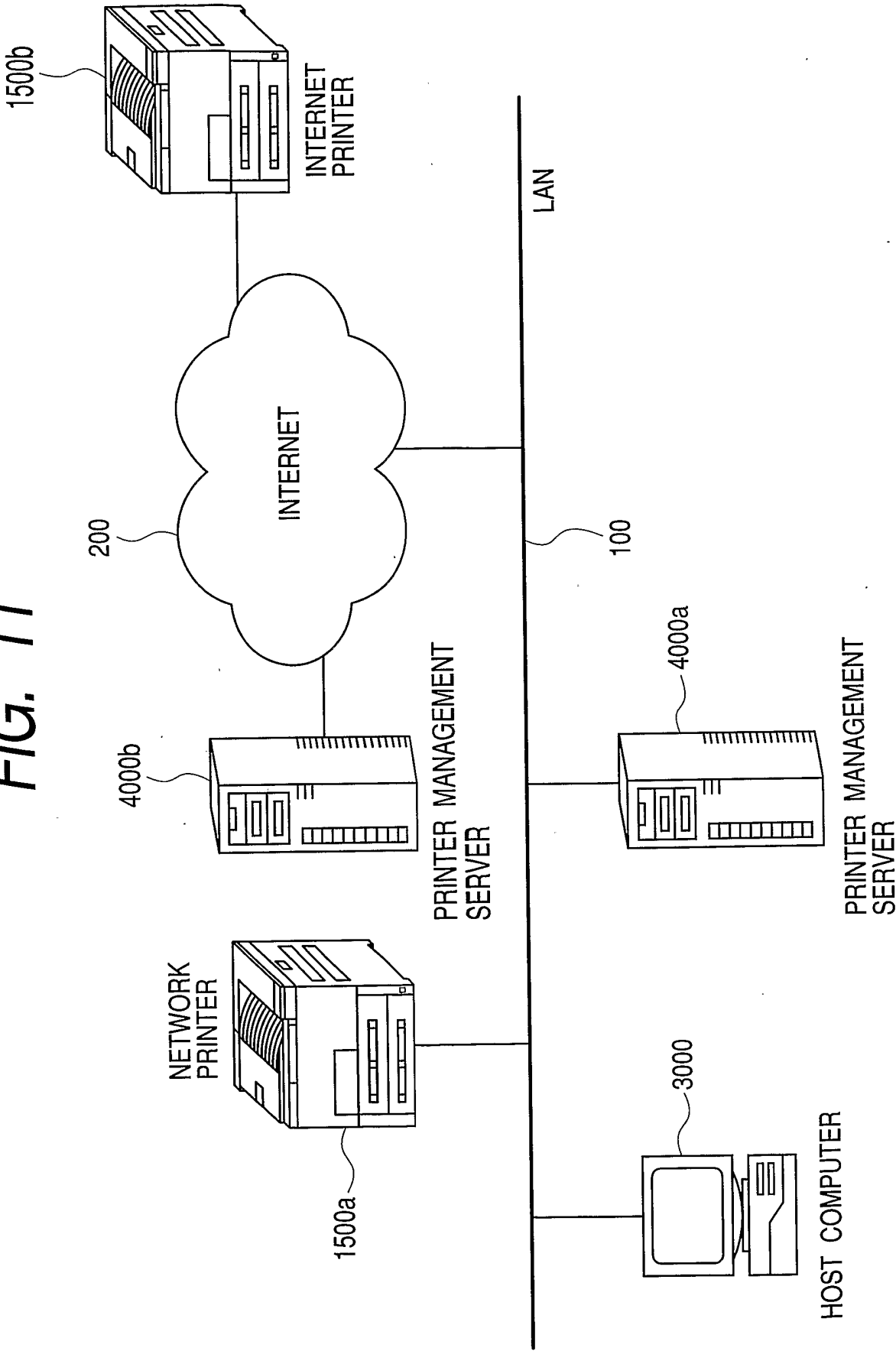


FIG. 11



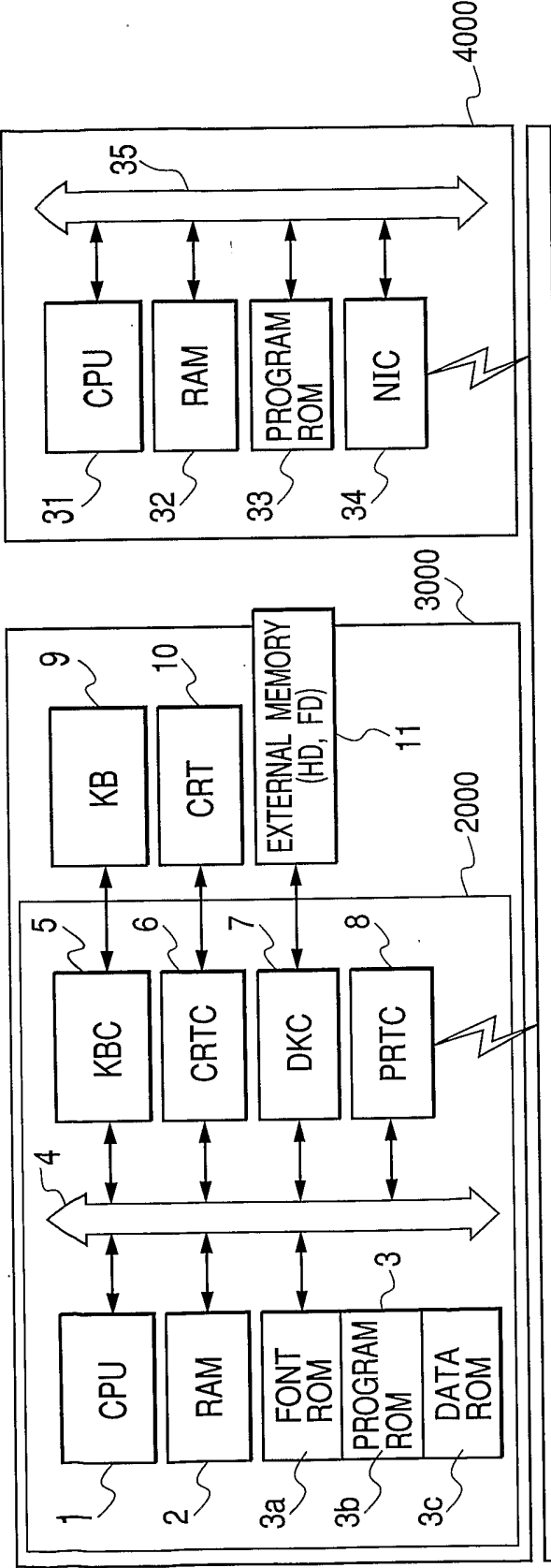


FIG. 12

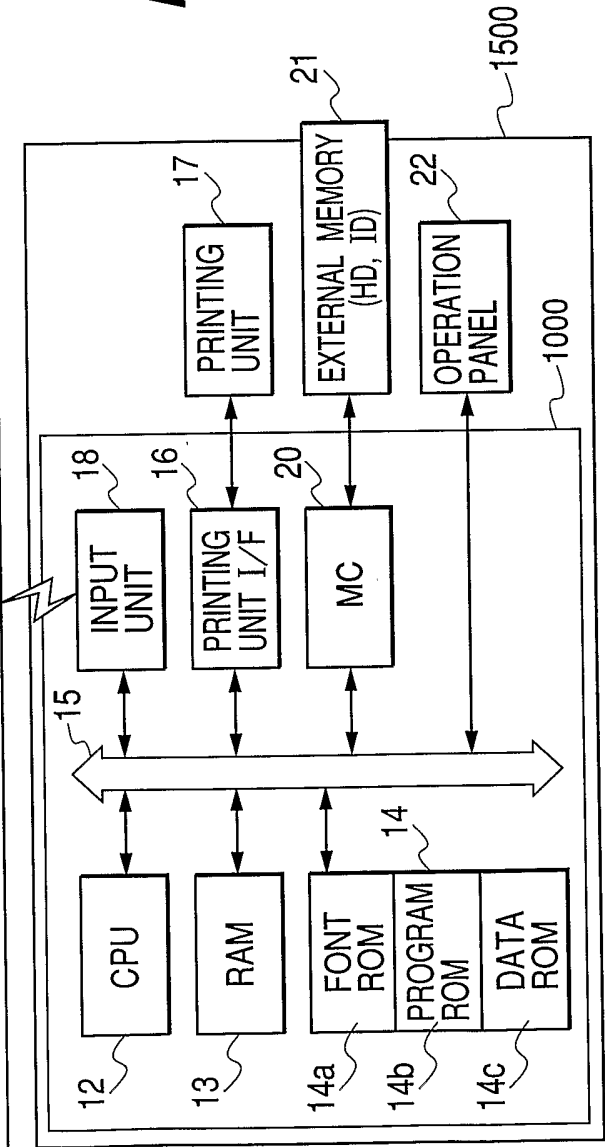


FIG. 13A

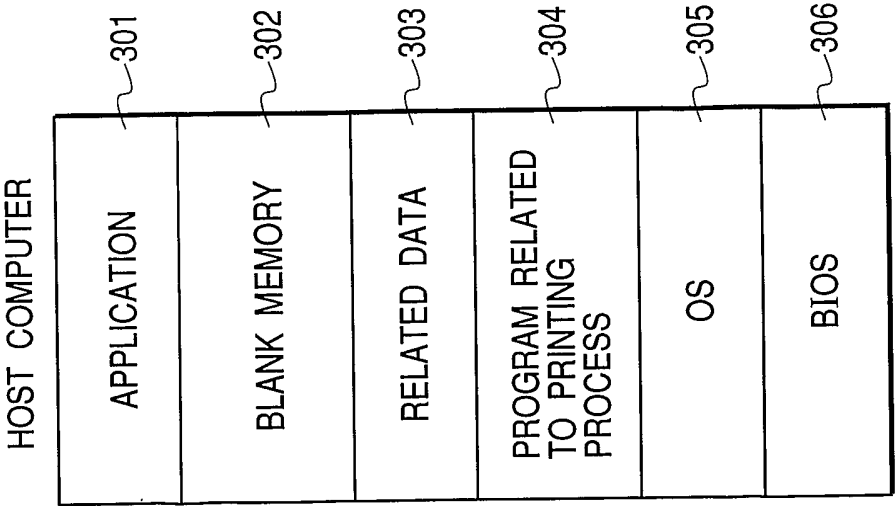


FIG. 13B

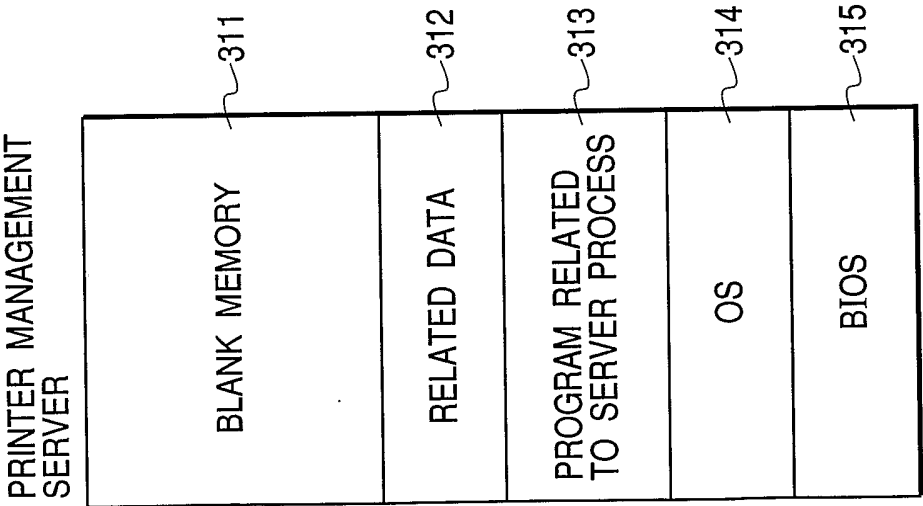


FIG. 13C

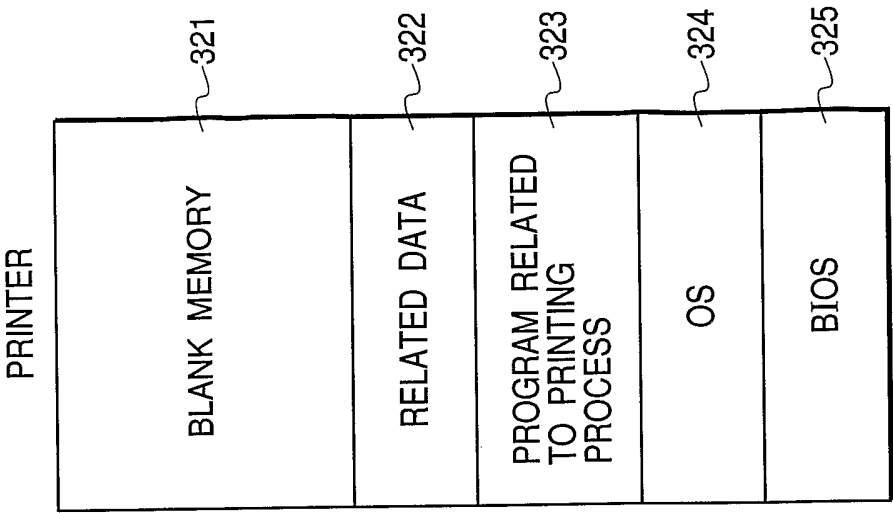


FIG. 14

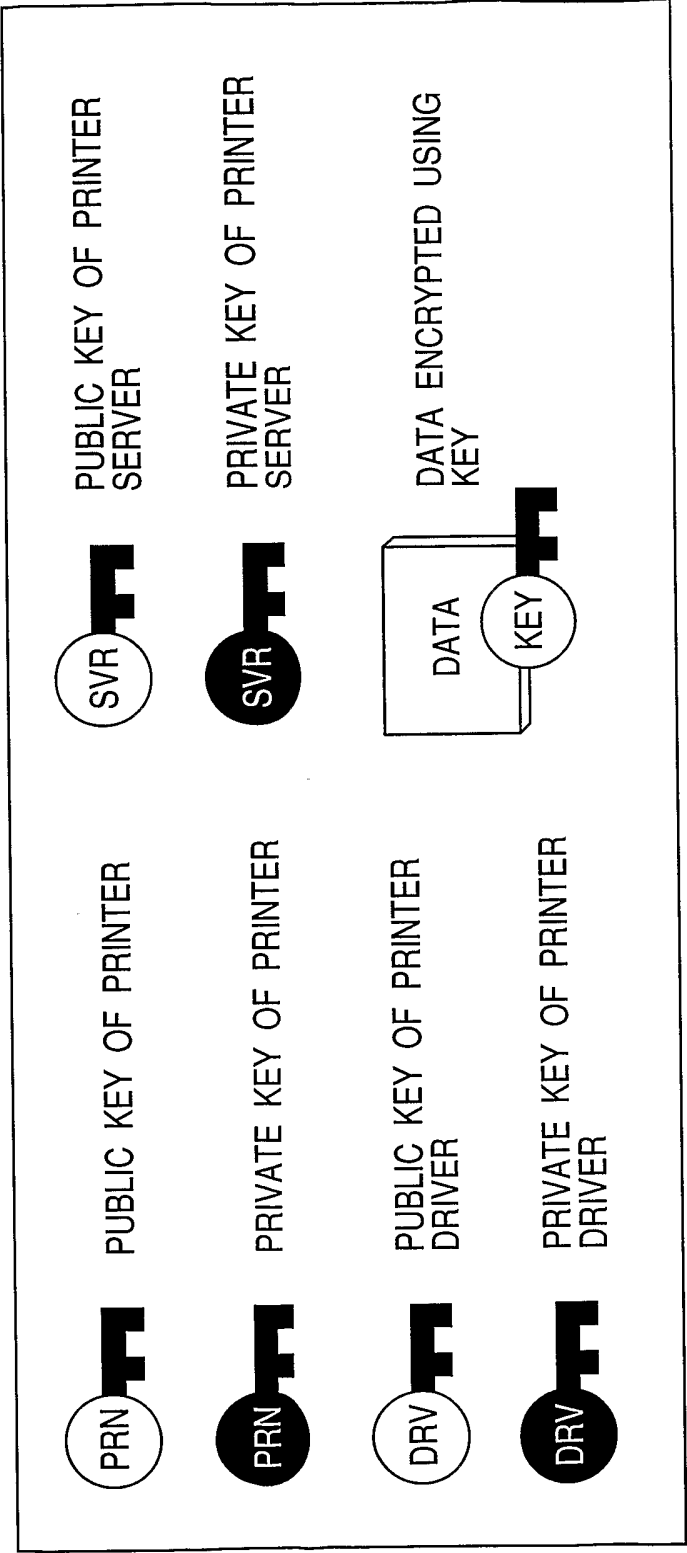
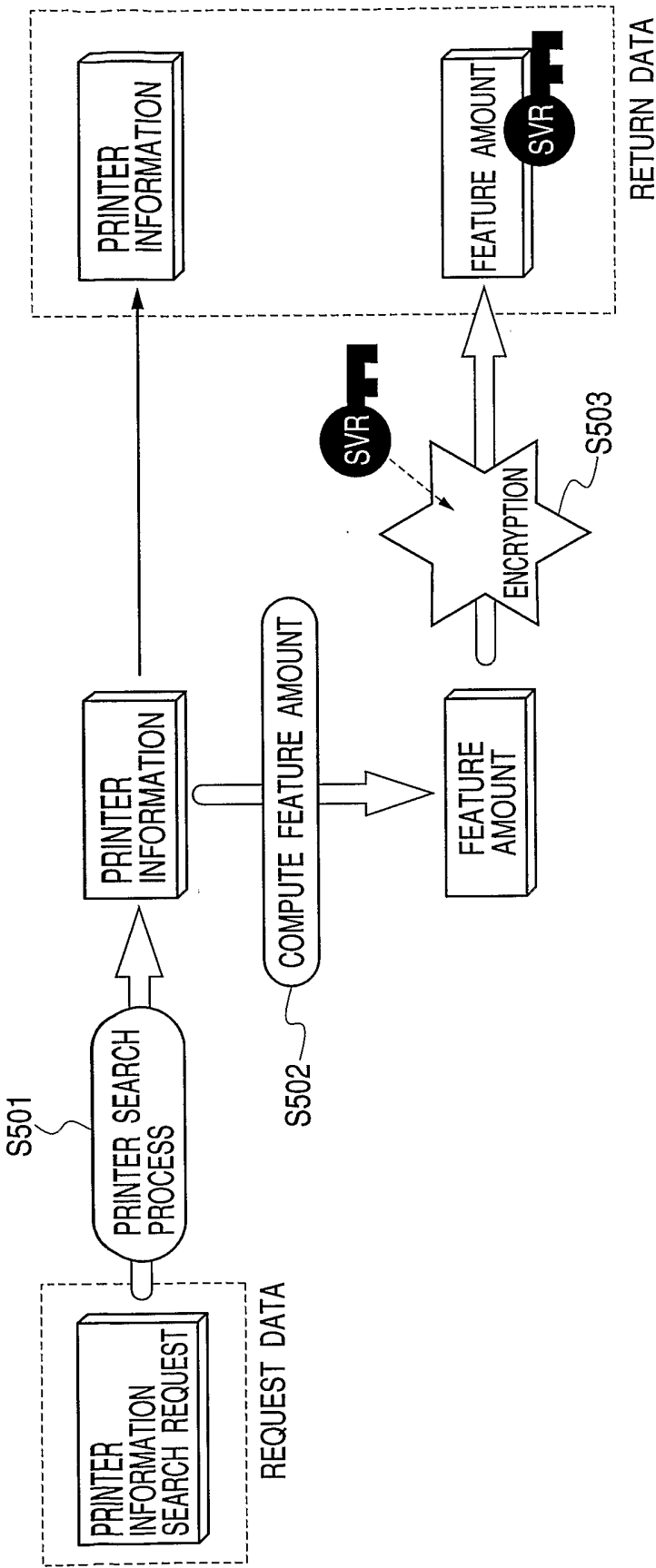


FIG. 15



PROCESS OF THE SERVER

FIG. 16

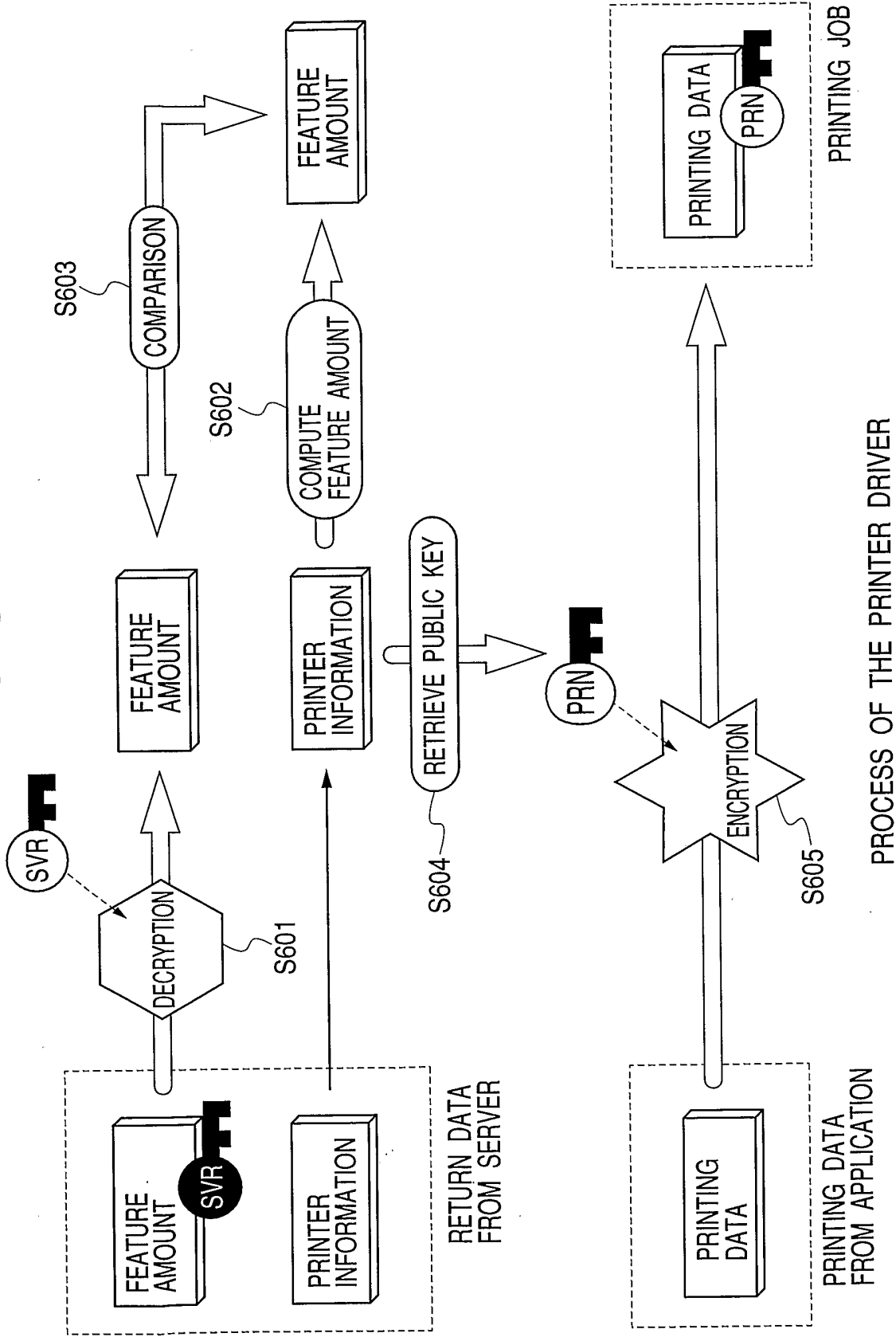
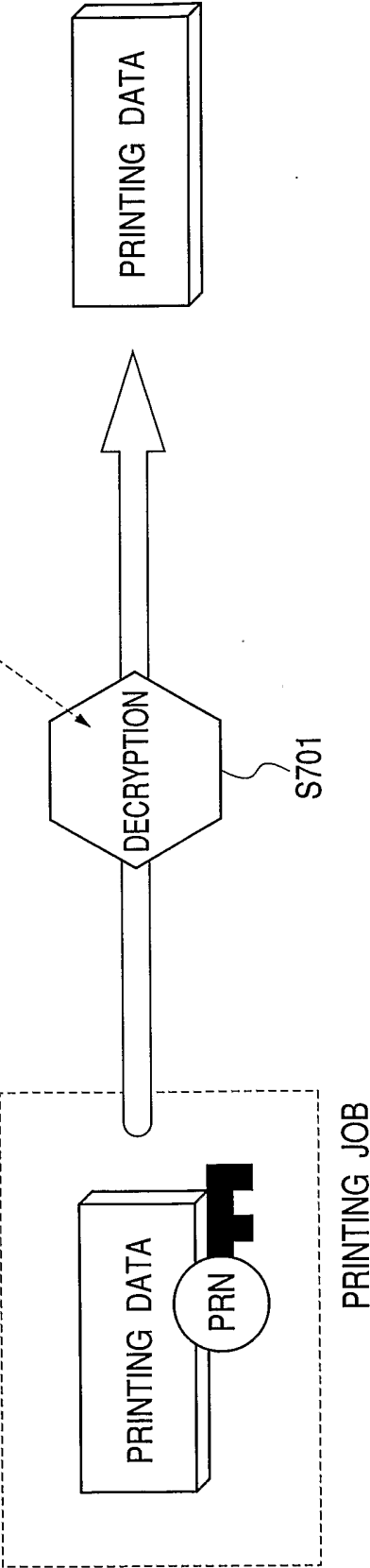


FIG. 17



PROCESS OF THE PRINTER

FIG. 18

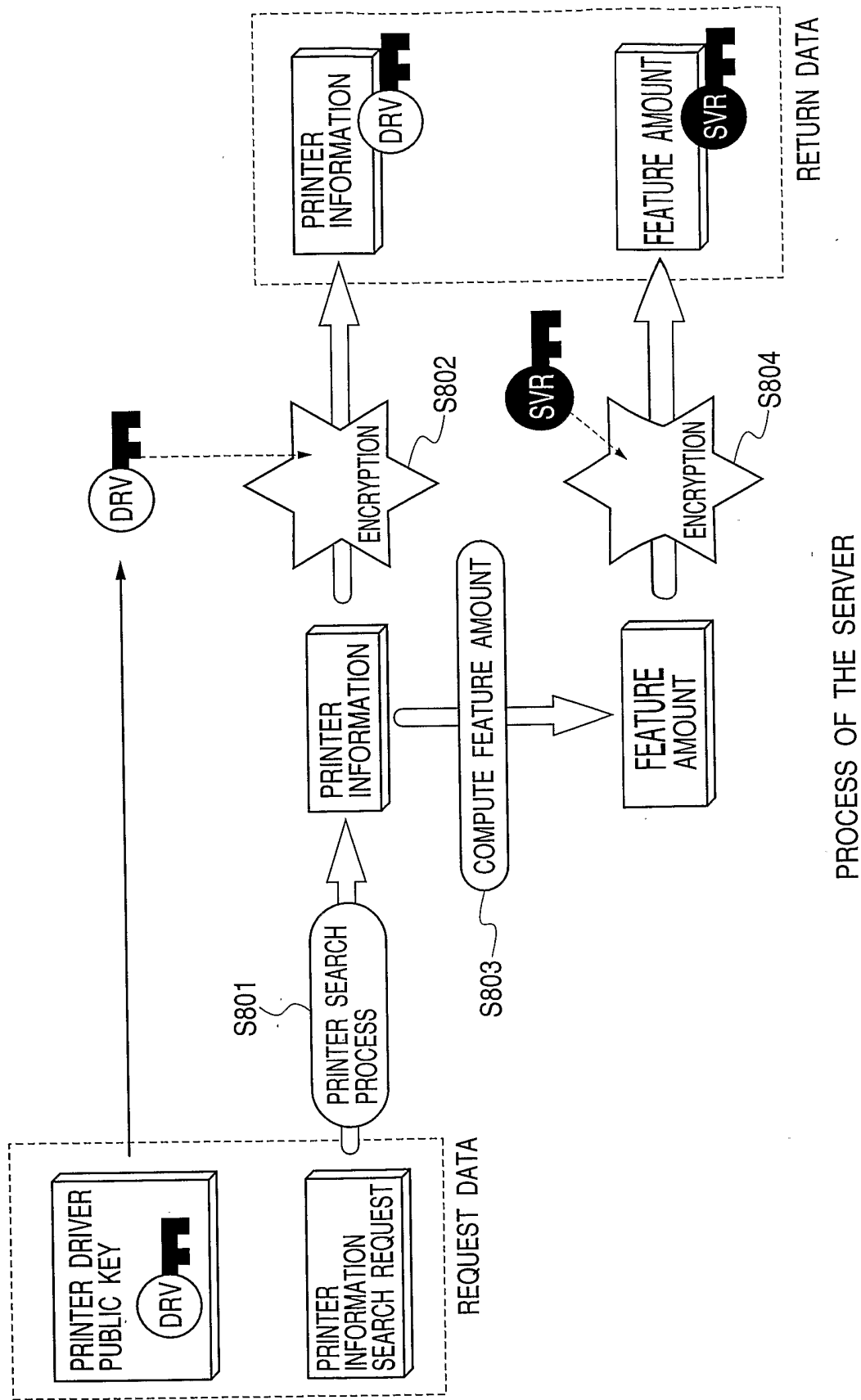


FIG. 19

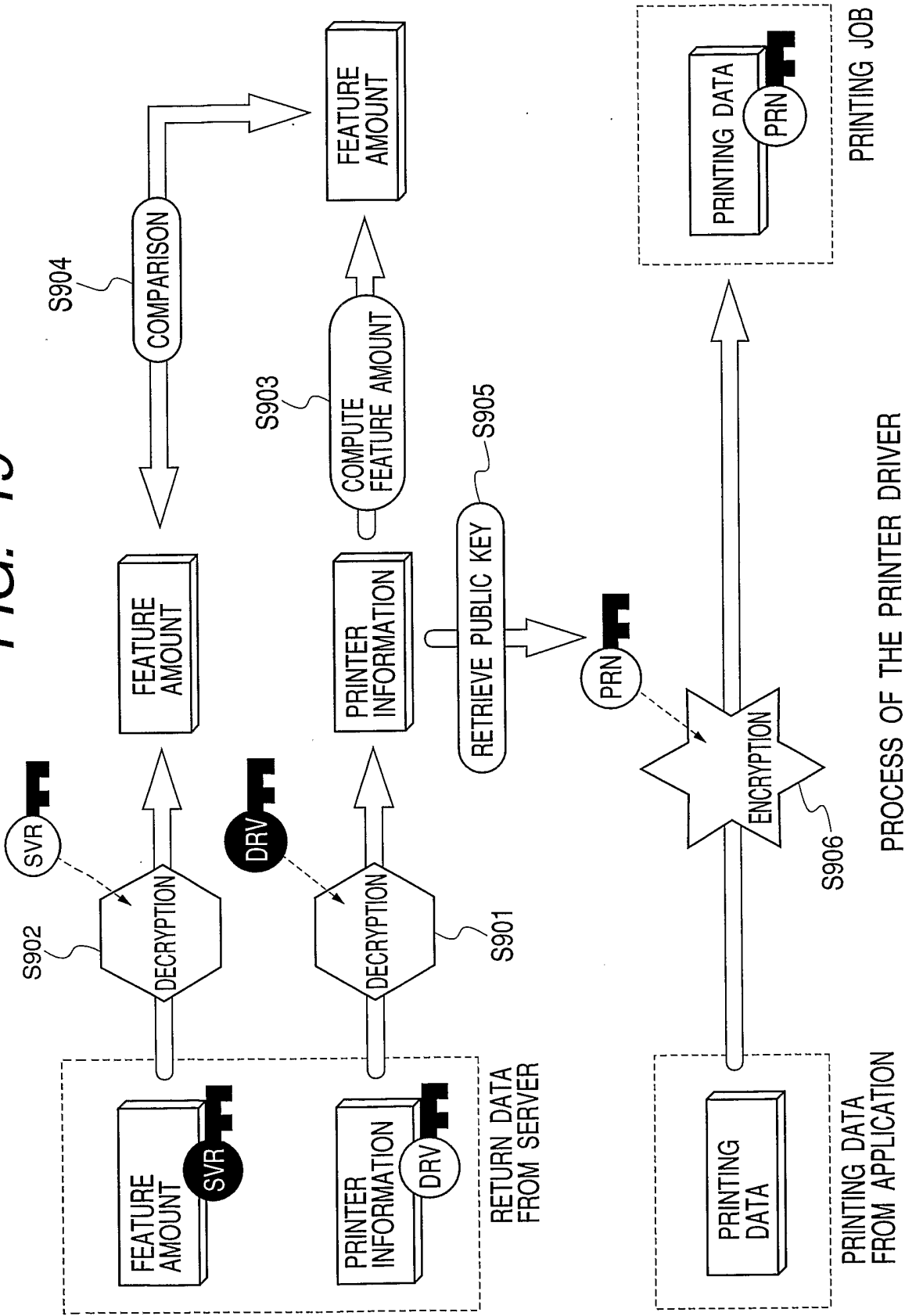


FIG. 20

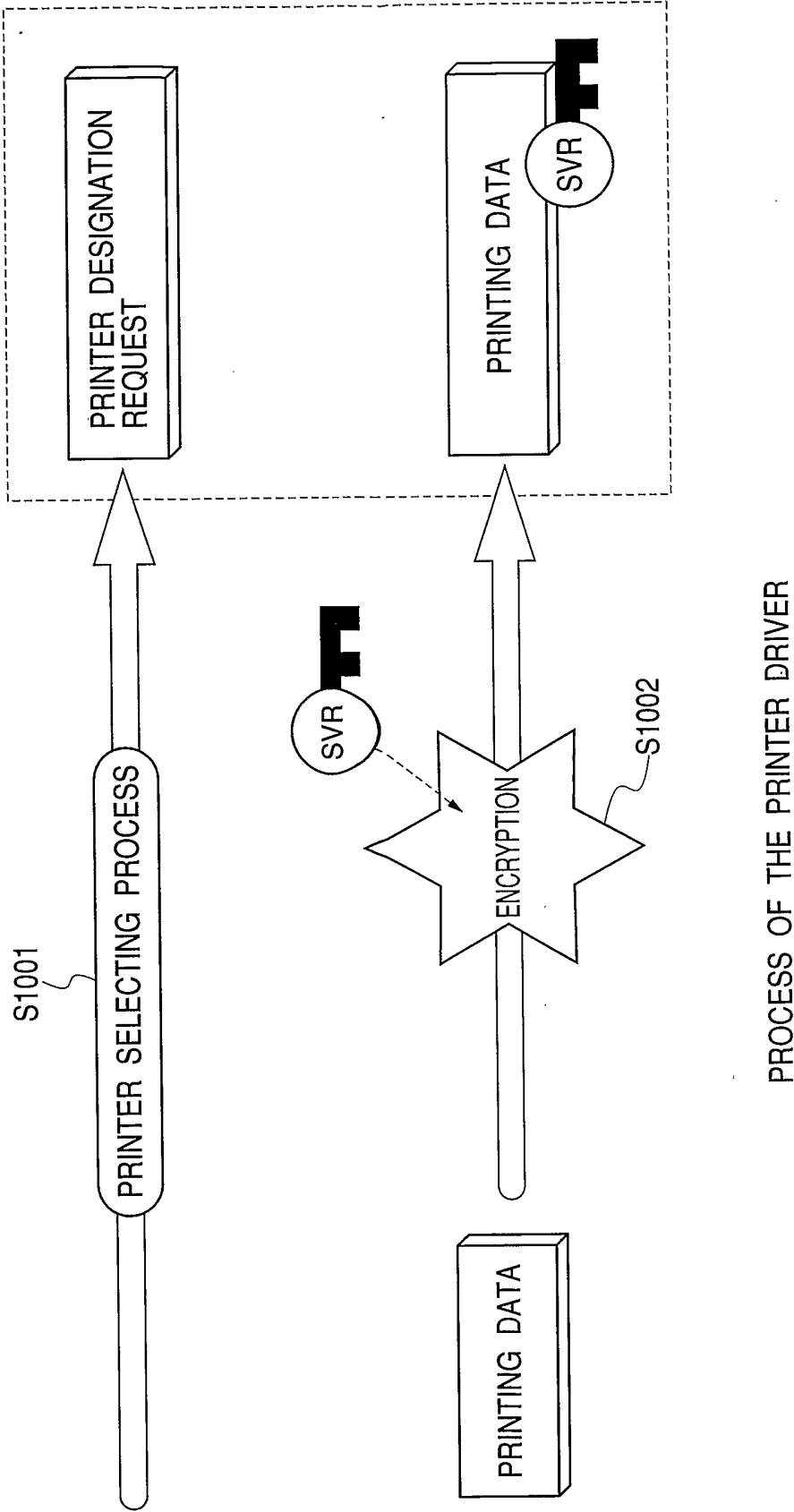


FIG. 21

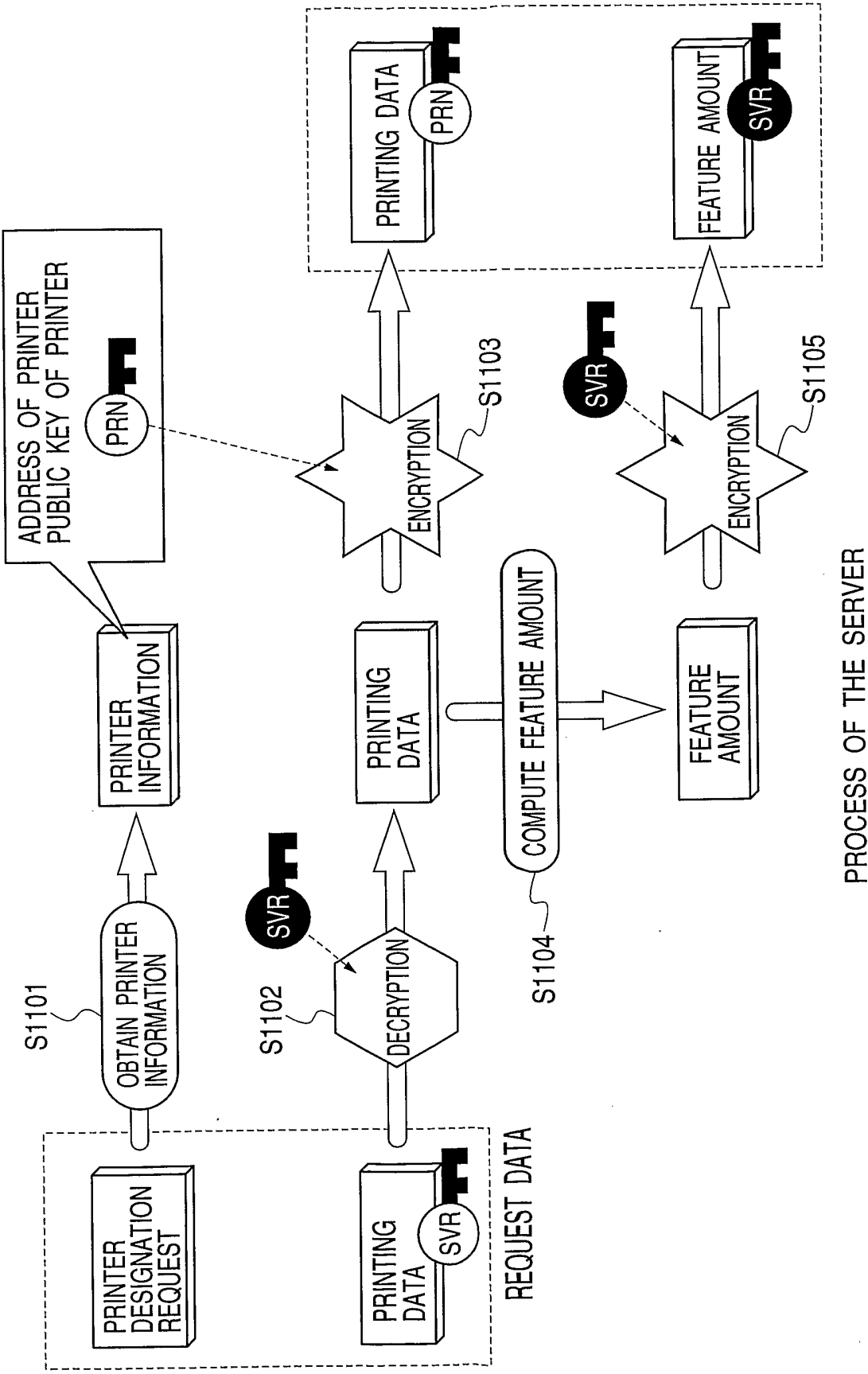
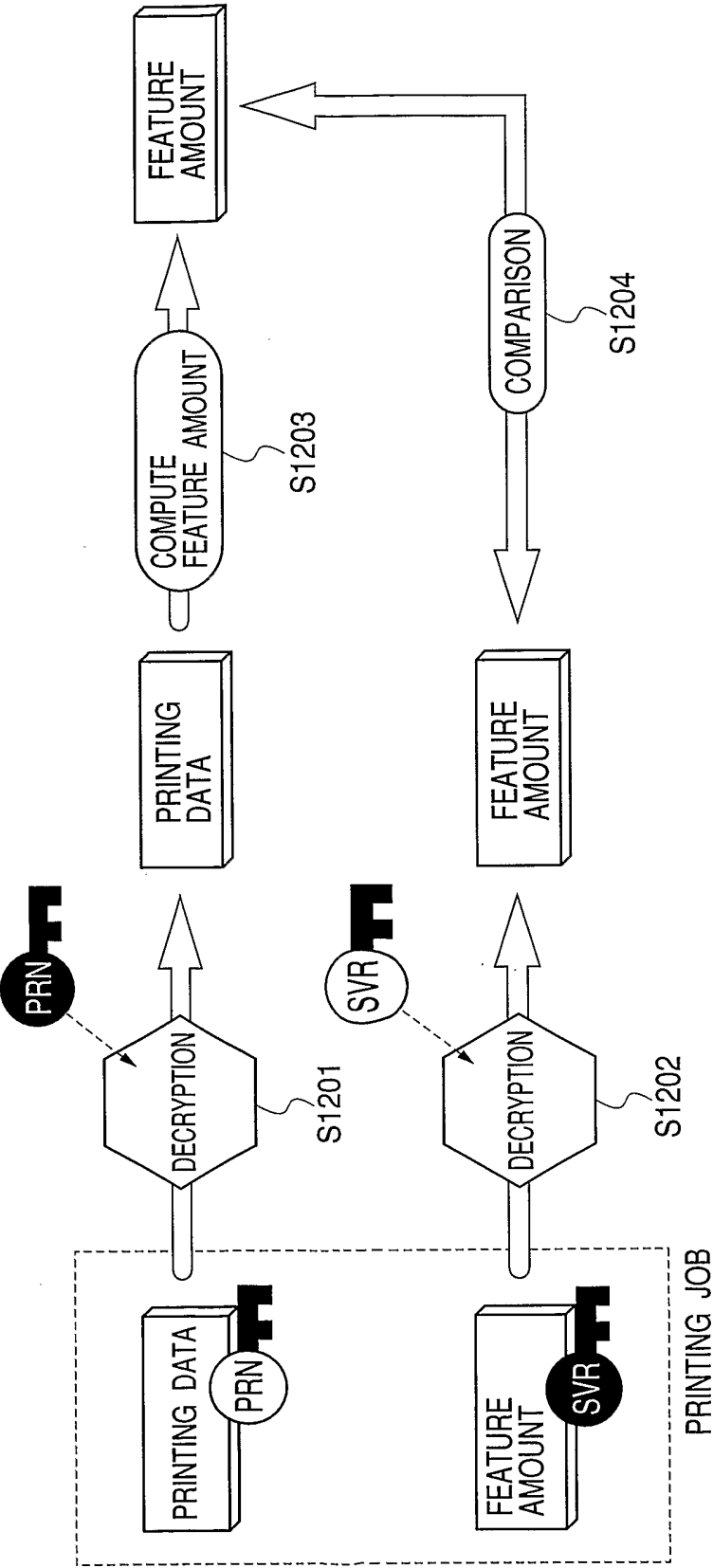
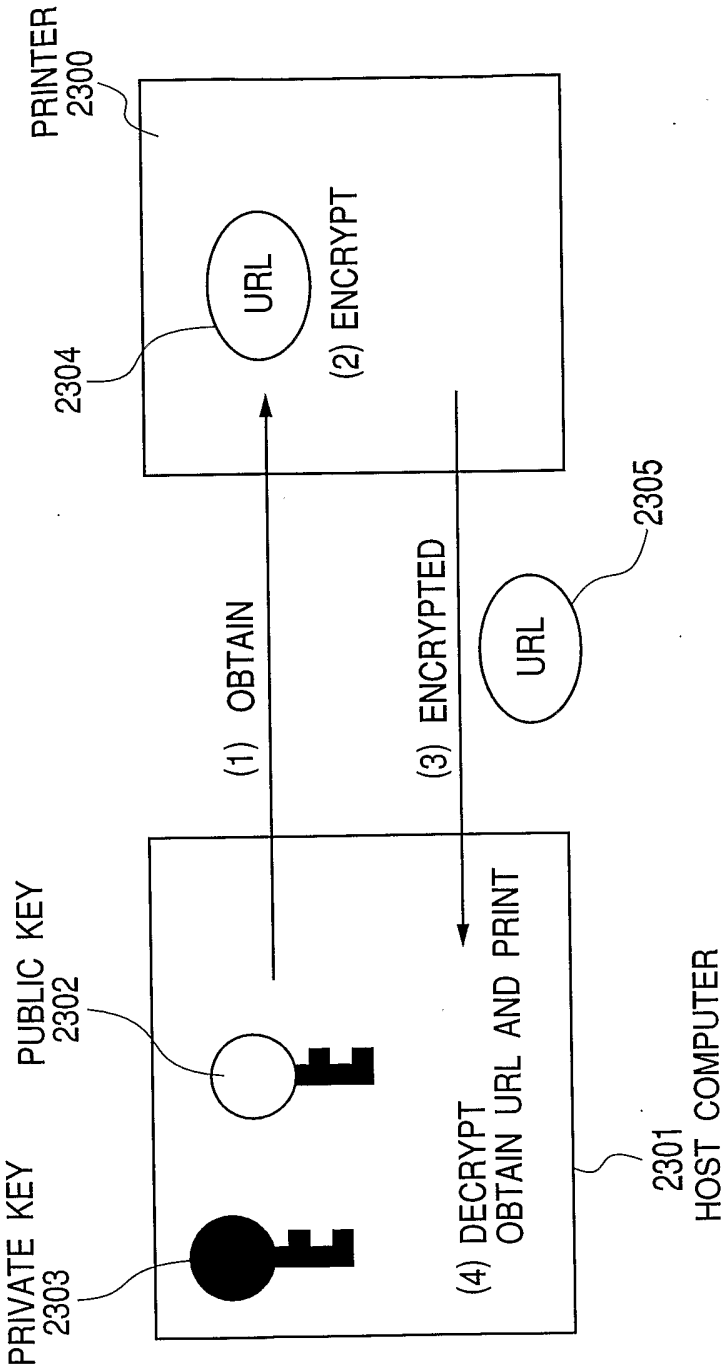


FIG. 22



PROCESS OF THE PRINTER

FIG. 23



## INTERNATIONAL SEARCH REPORT

International application No.

PCT/JP03/10016

## A. CLASSIFICATION OF SUBJECT MATTER

Int.Cl<sup>7</sup> G06F3/12, H04L9/00

According to International Patent Classification (IPC) or to both national classification and IPC

## B. FIELDS SEARCHED

Minimum documentation searched (classification system followed by classification symbols)

Int.Cl<sup>7</sup> G06F3/12, H04L9/00

Documentation searched other than minimum documentation to the extent that such documents are included in the fields searched  
 Japanese Utility Model Gazette 1926-1996, Japanese Publication of Unexamined Utility Model Applications 1971-2001, Japanese Registered Utility Model Gazette 1994-2001, Japanese Gazette Containing the Utility Model 1996-2001

Electronic data base consulted during the international search (name of data base and, where practicable, search terms used)

## C. DOCUMENTS CONSIDERED TO BE RELEVANT

Category*	Citation of document, with indication, where appropriate, of the relevant passages	Relevant to claim No.
Y	EP 1100003 A2 (KONICA CORPORATION) 2001.05.16 & JP 2002-14796 A & JP 2002-7737 A	1-33
PY	EP 1320009 A2 (CANON KABUSHIKI KAISHA) 2003.06.18 & US 2003/0105963 A1 & JP 2003-224561 A	1-33
PY	JP 2003-237186 A (OKI DENKI KOGYO KABUSHIKI KAISHA) 2003.08.27 (Family:None)	1-33



Further documents are listed in the continuation of Box C.



See patent family annex.

\* Special categories of cited documents:

"A" document defining the general state of the art which is not considered to be of particular relevance

"E" earlier application or patent but published on or after the international filing date

"L" document which may throw doubts on priority claim(s) or which is cited to establish the publication date of another citation or other special reason (as specified)

"O" document referring to an oral disclosure, use, exhibition or other means

"P" document published prior to the international filing date but later than the priority date claimed

"T" later document published after the international filing date or priority date and not in conflict with the application but cited to understand the principle or theory underlying the invention

"X" document of particular relevance; the claimed invention cannot be considered novel or cannot be considered to involve an inventive step when the document is taken alone

"Y" document of particular relevance; the claimed invention cannot be considered to involve an inventive step when the document is combined with one or more other such documents, such combination being obvious to a person skilled in the art

"&amp;" document member of the same patent family

Date of the actual completion of the international search

07.11.03

Date of mailing of the international search report

25.11.03

Name and mailing address of the ISA/JP

Japan Patent Office

3-4-3, Kasumigaseki, Chiyoda-ku, Tokyo 100-8915, Japan

Authorized officer

SATOSHI KONDO

Telephone No. +81-3-3581-1101 Ext. 3520

5E

8730

Seal