



US 20150352126A1

(19) **United States**

(12) **Patent Application Publication**  
**Bernick et al.**

(10) **Pub. No.: US 2015/0352126 A1**

(43) **Pub. Date: Dec. 10, 2015**

(54) **NATURAL COMBINATION HORMONE REPLACEMENT FORMULATIONS AND THERAPIES**

(71) Applicant: **TherapeuticsMD, Inc.**, Boca Raton, FL (US)

(72) Inventors: **Brian A. Bernick**, Boca Raton, FL (US); **Janice Louise Cacace**, Miami, FL (US); **Peter H.R. Persicaner**, Boca Raton, FL (US); **Neda Irani**, Palm Beach Gardens, FL (US); **Julia M. Amadio**, Boca Raton, FL (US)

(21) Appl. No.: **14/830,398**

(22) Filed: **Aug. 19, 2015**

**Related U.S. Application Data**

(60) Division of application No. 14/476,040, filed on Sep. 3, 2014, now Pat. No. 9,114,146, which is a continuation of application No. 14/099,545, filed on Dec. 6, 2013, now Pat. No. 8,846,648, which is a division of application No. 13/684,002, filed on Nov. 21, 2012, now Pat. No. 8,633,178.

(60) Provisional application No. 61/662,265, filed on Jun. 20, 2012, provisional application No. 61/661,302, filed on Jun. 18, 2012, provisional application No. 61/563,408, filed on Nov. 23, 2011.

**Publication Classification**

(51) **Int. Cl.**  
**A61K 31/57** (2006.01)  
**A61K 9/48** (2006.01)  
**A61K 31/565** (2006.01)  
(52) **U.S. Cl.**  
CPC ..... **A61K 31/57** (2013.01); **A61K 31/565** (2013.01); **A61K 9/4825** (2013.01)

(57) **ABSTRACT**

Estrogen and progesterone replacement therapies are provided herein. Among others, the following formulations are provided herein: solubilized estradiol without progesterone; micronized progesterone without estradiol; micronized progesterone with partially solubilized progesterone; solubilized estradiol with micronized progesterone; solubilized estradiol with micronized progesterone in combination with partially solubilized progesterone; and solubilized estradiol with solubilized progesterone.

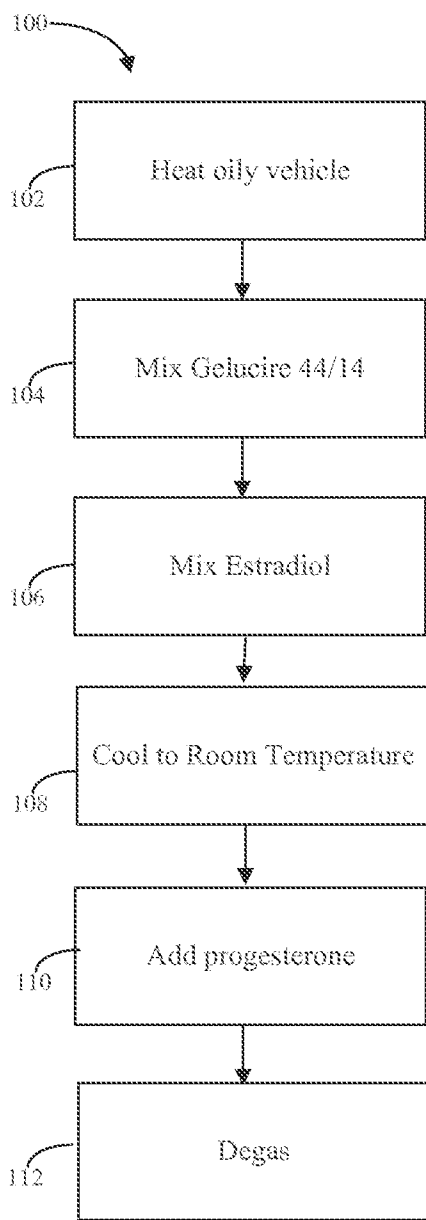


Fig. 1

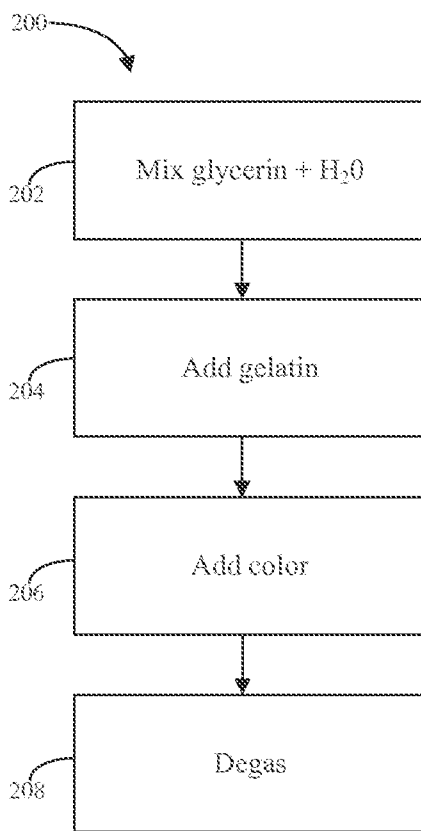


Fig. 2

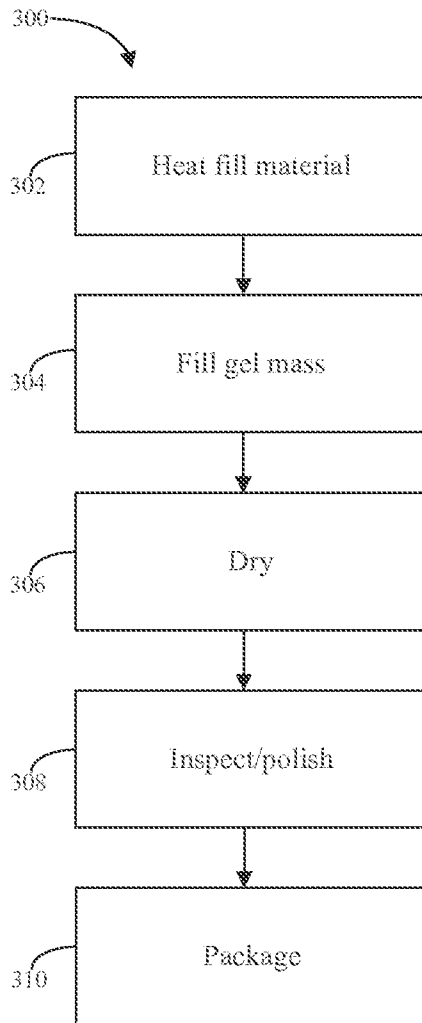


Fig. 3

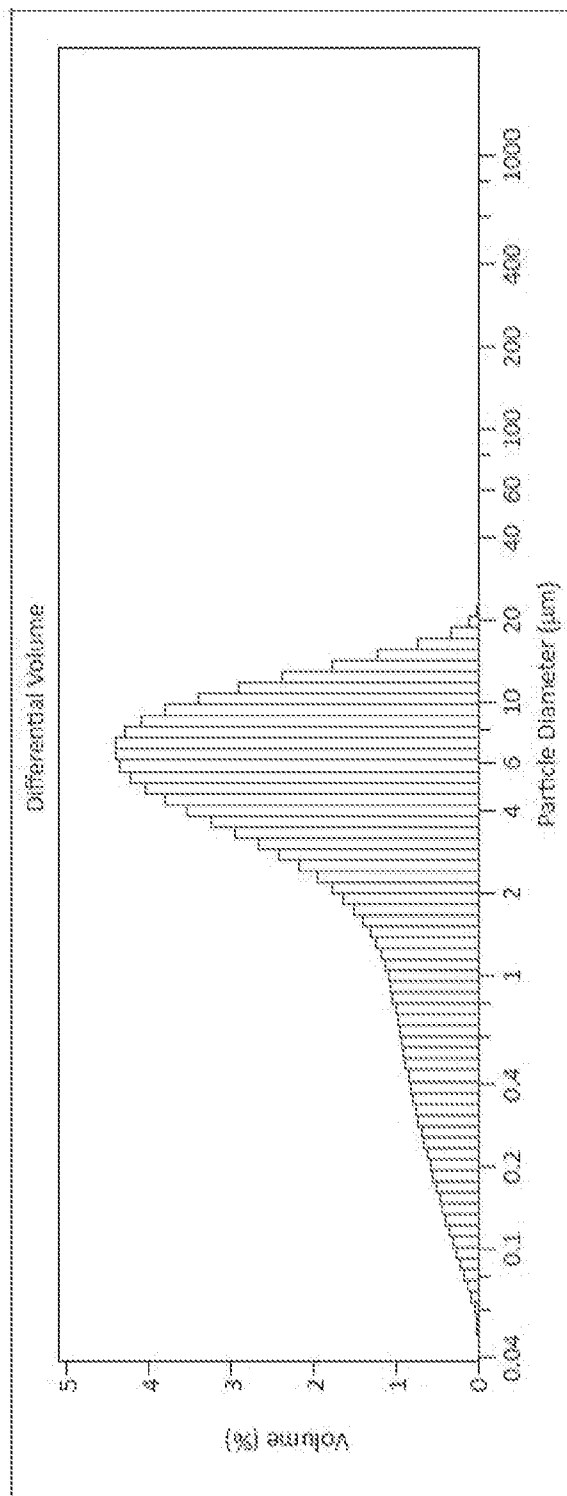


FIG. 4

## NATURAL COMBINATION HORMONE REPLACEMENT FORMULATIONS AND THERAPIES

### CROSS-REFERENCES TO RELATED APPLICATIONS

[0001] This application is a divisional of U.S. patent application Ser. No. 14/476,040, entitled "NATURAL COMBINATION HORMONE REPLACEMENT FORMULATIONS AND THERAPIES," which was filed on Sep. 3, 2014, which application is a continuation of U.S. patent application Ser. No. 14/099,545, entitled "NATURAL COMBINATION HORMONE REPLACEMENT FORMULATIONS AND THERAPIES" which was filed on Dec. 6, 2013, which application is a divisional of U.S. patent application Ser. No. 13/684,002, entitled "NATURAL COMBINATION HORMONE REPLACEMENT FORMULATIONS AND THERAPIES" which was filed on Nov. 21, 2012 (now U.S. Pat. No. 8,633,178, issued Jan. 21, 2014), which claims priority to the following U.S. Provisional Patent Applications: U.S. Provisional Application Ser. No. 61/563,408, entitled "NATURAL COMBINATION HORMONE REPLACEMENT THERAPIES" which was filed on Nov. 23, 2011; U.S. Provisional Application Ser. No. 61/661,302, entitled "ESTRADIOL FORMULATIONS" which was filed on Jun. 18, 2012; and U.S. Provisional Application Ser. No. 61/662,265, entitled "PROGESTERONE FORMULATIONS" which was filed on Jun. 20, 2012. All aforementioned applications are hereby incorporated by reference herein in their entirety.

### FIELD OF THE INVENTION

[0002] This disclosure relates to natural estrogen and progesterone replacement therapies, with formulations provided for each estradiol and progesterone alone and in combination for the treatment of pre, peri-menopausal, menopausal and post-menopausal females in relation to the treatment of Estrogen- and Progesterone-deficient States, each as herein below defined.

### BACKGROUND OF THE INVENTION

[0003] Hormone replacement therapy (HRT) is a medical treatment that involves the use of one or more of a group of medications designed to increase hormone levels in women who lack adequate hormone production. HRT can mitigate and prevent symptoms caused by diminished circulating estrogen and progesterone hormones regardless as to whether the subject is pre-menopausal, peri-menopausal, menopausal or post-menopausal. However, specific disease states can exist during each stage of menopausal progression.

[0004] HRT is presently available in various forms. One therapy involves administration of low dosages of one or more estrogens. Another involves administration of progesterone or a chemical analogue, called a progestin. Progesterone administration acts, among treating other disease states, to mitigate certain undesirable side effects from estrogen administration including, for example, endometrial hyperplasia (thickening), reducing the incidence of endometrial cancer.

[0005] Timing for dosage administration is often varied cyclically, with estrogens taken daily and progesterone taken for approximately two weeks of every month; a method often referred to as "Cyclic-Sequential" or "Sequentially-Com-

bined HRT." This method is intended to mimic the natural menstrual cycle and typically causes menstruation similar to a period after the progesterone is stopped. This regimen is most typically used in peri-menopausal or newly menopausal women as the alternative continuous method often results in irregular bleeding in such women. An alternate method, a constant dosage with both estrogen and progesterone taken daily, is called "continuous-combined HRT." This method usually results in no menstruation and is used most often after a woman has been menopausal for some time.

[0006] Estrogen, in its various forms, and progesterone, in its various forms, are used in HRT via a variety of administered dosage forms including, for example, via tablets, capsules and patches.

[0007] "Bio-identical" hormones, which are identical in chemical structure to the hormones naturally produced by human bodies can be used and are often referred to as natural hormone replacement therapy, or NHRT.

[0008] These natural or bio-identical hormones are formulated from various ingredients to match the chemical structure and effect of estradiol, estrone, or estriol (the 3 primary estrogens) as well as progesterone that occur naturally in the human body (endogenous).

[0009] Currently, bio-identical estradiol is available in both branded and generic FDA approved versions. FDA-approved bio-identical progesterone for HRT is available as the branded stand-alone drug commercially identified as Prometrium® (Abbott Laboratories, Abbott Park, Ill.), with a generic authorized by the innovator, and generic products provided by Teva (Israel) and Sofgen Americas, Inc (New York). Other products such as Prempro and Premphase® (Wyeth Laboratories, a division Pfizer, Inc., New York) provide both continuous-combined and cyclic-sequential products containing Premarin (estrogen derived from mare's urine) and synthetic medroxyprogesterone acetate. Other products are available. However, no FDA approved product exists on the market today with combination bio-identical estradiol and bio-identical progesterone.

### SUMMARY OF THE INVENTION

[0010] According to various embodiments of the disclosure, natural hormone replacement therapies are provided comprising cyclic/sequential and continuous-combined delivery via pharmaceutical formulations of solubilized estradiol and micronized and/or partially or completely solubilized progesterone. Estradiol and micronized and/or partially or completely solubilized progesterone delivered together daily can be combined in either a single unit dose or in separate unit doses, typically in a soft capsule. A 28-day or monthly regimen of tablets or capsules can be packaged in a single blister pack having delivery days identified to improve compliance. Various examples formulations of natural hormones, and the use of these formulations for hormone replacement therapies, each in accordance with the invention are set forth below.

### BRIEF DESCRIPTION OF THE DRAWINGS

[0011] The accompanying drawings, which are incorporated herein and form a part of the specification, illustrate the present disclosure and, together with the description, further serve to explain the principles of the disclosure and to enable a person skilled in the pertinent art to make and use the disclosed embodiments.

[0012] FIG. 1 illustrates an exemplary manufacturing process of a fill material in accordance with various embodiments;

[0013] FIG. 2 illustrates an exemplary manufacturing process of a softgel material in accordance with various embodiments;

[0014] FIG. 3 illustrates an exemplary manufacturing process in accordance with various embodiments; and

[0015] FIG. 4 illustrates a graph of the particle distribution obtained in Example 10.

#### DETAILED DESCRIPTION OF THE INVENTION

[0016] Frequently, higher recommended oral dosages of pharmaceuticals are necessary to treat a given disease state because many active ingredients are not completely absorbed by a patient in need of treatment. In other words, a better-absorbed dosage form of a medicament such as, for example, progesterone, or dosage forms that provide greater consistency of absorption of progesterone among subjects, alone or in combination with estradiol, may be able to be administered at dosage strengths lower than presently recommended, potentially resulting in a reduced or minimized side effect profile, among other potential benefits.

#### [0017] A. DEFINITIONS

[0018] The term “micronized progesterone,” as used herein, includes micronized progesterone having an X50 particle size value below about 15 microns and/or having an X90 particle size value below about 25 microns.

[0019] The term “X50,” as used herein, means that one-half of the particles in a sample are smaller in diameter than a given number. For example, micronized progesterone having an X50 of 5 microns means that, for a given sample of micronized progesterone, one-half of the particles have a diameter of less than 5 microns. Similarly, the term “X90” means that ninety percent (90%) of the particles in a sample are smaller in diameter than a given number.

[0020] The term “medium chain,” as used herein means any medium chain carbon-containing substance, including C4-C18, and including C6-C12 substances, fatty acid esters of glycerol, fatty acids, and mono-, di-, and tri-glycerides of such substances.

[0021] The term “uniform distribution” means at least one of uniform dispersion, solubility, or lack of agglomeration of progesterone in a dissolution test compared to Prometrium at a similar dosage strength and the same USP dissolution apparatus.

[0022] The term “bioavailability,” as used herein means the concentration of an active ingredient (e.g., progesterone or estradiol or estrone) in the blood (serum or plasma). The relative bioavailability may be measured as the concentration in the blood (serum or plasma) versus time. Other pharmacokinetic (pK) indicators may be used to measure and assess bioavailability, determined by suitable metrics including AUC,  $C_{max}$ , and optionally,  $T_{max}$ .

[0023] The term “AUC,” as used herein, refers to the area under the curve that represents changes in blood concentration of progesterone, estradiol or estrone over time.

[0024] The term, “ $C_{max}$ ” as used herein, refers to the maximum value of blood concentration shown on the curve that represents changes in blood concentrations of progesterone, estradiol or estrone over time.

[0025] The term, “ $T_{max}$ ” as used herein, refers to the time that it takes for progesterone, estradiol or estrone blood concentration to reach the maximum value.

[0026] Collectively AUC,  $C_{max}$  and, optionally,  $T_{max}$  are the principle pharmacokinetic parameters that can characterize the pharmacokinetic responses of a particular drug product such as progesterone in an animal or human subject.

[0027] The term “solubilizer,” as used herein, means any substance or mixture of substances that may be used to enhance the solubility of estradiol, including, for example and without limitation, appropriate pharmaceutically acceptable excipients, such as solvents, co-solvents, surfactants, emulsifiers, oils and carriers.

[0028] The term “excipients,” as used herein, refer to non-active pharmaceutical ingredients

[0029] (“API”) substances such as carriers, solvents, oils, lubricants and others used in formulating pharmaceutical products. They are generally safe for administering to animals, including humans, according to established governmental standards, including those promulgated by the United States Food and Drug Administration.

[0030] The term “oil” as used herein may be any pharmaceutically acceptable substance, other than peanut oil, that would suspend and/or solubilize any suitable progesterone, starting material, or precursor, including micronized progesterone as described herein. More specifically, oils may include, for example and without limitation, medium chain fatty acids, generally of the group known as medium chain fatty acids consisting of at least one mono-, di-, and triglyceride, or derivatives thereof, or combinations thereof.

[0031] “Fully solubilized progesterone” as used herein means progesterone which is about 100% in solution.

[0032] “Partially solubilized progesterone” as used herein means progesterone which is in any state of solubilization up to but not including about 100%.

#### [0033] B. DESCRIPTION AND PREFERRED EMBODIMENTS

[0034] Provided herein are the following formulations: solubilized estradiol without progesterone; micronized progesterone without estradiol; micronized progesterone with partially solubilized progesterone; solubilized estradiol with micronized progesterone; solubilized estradiol with micronized progesterone in combination with partially solubilized progesterone; and solubilized estradiol with solubilized progesterone. The underlying formulation concepts provided herein may be used with other natural or synthetic forms of estradiol and progesterone. Micronization specifications, aspects and embodiments are further defined herein.

[0035] Generally, the pharmaceutical formulations described herein are prepared and administered as filled capsules, typically soft capsules of one or more materials well known in the art including, for example and without limitation, soft gelatin capsules. Micronized progesterone, as described herein, may also be prepared for administration in tablets or other well-known orally administered dosage forms using standard techniques.

[0036] Another aspect of the present disclosure includes a pharmaceutical formulation of micronized progesterone, micronized progesterone with partially solubilized progesterone and fully solubilized progesterone, wherein said formulation may provide increased progesterone bioavailability in a treated subject compared to the bioavailability provided by Prometrium® when administered at equal dosage strengths.

[0037] In accordance with various aspects and embodiments, the solubility proportion (i.e., the proportion of a solute that enters solution) is notable. The weight ratio of estra-

diol to the weight of the entire solution is also notable due to the intended dose amounts, discussed herein. In particular, it is desirable to obtain a target dosage of estradiol in an amount of solution that may be readily administered via a capsule. For example, if it is desired to have a dose of estradiol in a capsule of between about 0.125 mg to about 2 mg, it would also be desirable to have a total solution weight to be between about 250 mg to about 400 mg, preferably about 300 mg to about 350 mg and more preferably about 325 mg. In various embodiments, the following weight ratios of estradiol to total solution is from about 0.125/50 mg to about 0.125/1000 mg, from about 1 mg:500 mg to about 1 mg:50 mg; from about 1 mg:250 mg to about 1 mg:60 mg; from about 1 mg:100 mg to about 1 mg:66 mg; from about 2 mg/50 mg to about 2 mg/1000 mg. In various embodiments, the target for single dose product is 325 mg, and a target fill weight for a combination product (e.g., two or more sterol APIs) is 650 mg.

**[0038]** Other aspects of the present disclosure further provide: more uniform dissolution of progesterone, and reduced intra- and inter-patient blood level variability in formulations of progesterone of the present disclosure, typically in combinations with solubilized estradiol, when compared to equal dosages of Prometrium. Blood level variability is also compared at equal sampling times following administration. Not to be limited by theory, these aspects are believed to be influenced by the percentage of solubilized progesterone in a respective formulation wherein such more uniform dissolution of progesterone, and lower intra- and inter-patient blood level variability, are influenced by a greater proportion of solubilized progesterone relative to total progesterone. A reduced food effect with the present formulations comprising progesterone may also be implicated.

**[0039]** More uniform dissolution of progesterone in a formulation of the present disclosure compared to the dissolution of Prometrium at equal dosage strengths and using the same USP apparatus can be determined using standard techniques established for API dissolution testing, including that which is described in the examples below.

**[0040]** Reduced intra- and inter-patient variability of progesterone formulated pursuant to the present disclosure compared to Prometrium can be demonstrated via a fed bio-study such as that described below.

**[0041]** Other aspects of the present disclosure includes the use of formulations as described herein wherein progesterone is at least one API in said formulation for the treatment of an animal, including humans: for endometrial hyperplasia; for secondary amenorrhea; as a method of treatment for preterm birth, when said animal has a shortened cervix, and other disease states or conditions treated with supplemental progesterone (collectively, "Progesterone-deficient States"); and the use of formulations as described herein wherein estradiol is at least one API in said formulation for the treatment of an animal, including humans, having menopause-related symptoms including, for example, vasomotor symptoms; in relation to treatment of hypoestrogenism related symptoms including, for example and without limitation, hot flashes and night sweats (vasomotor symptoms), sleep disturbances, mood changes and vulvo-vaginal atrophy; and osteoporosis and other non-menopausal disease states or conditions treated with supplemental estrogen. (collectively, "Estrogen-deficient States"), each in a subject in need of treatment, and each with a non-toxic effective amount of said formulations. As used herein, the term "treatment", or a derivative thereof, contemplates partial or complete inhibition of the stated dis-

ease state when a formulation as described herein is administered prophylactically or following the onset of the disease state for which such formulation is administered. For the purposes of the present disclosure, "prophylaxis" refers to administration of the active ingredient(s) to an animal to protect the animal from any of the disorders set forth herein, as well as others.

**[0042]** Unless otherwise specified, "natural," as used herein with reference to hormones discussed herein, means bio-identical hormones formulated to match the chemical structure and effect of those that occur naturally in the human body (endogenous). An exemplary natural estrogen is estradiol (also described as 17 $\beta$ -estradiol and E2) and a natural progestin is progesterone. An exemplary cyclic/sequential regimen comprises delivery of from about 0.125 mg to about 2.0 mg of estradiol daily for 14-18 days, followed by delivery of from about 0.125 mg to about 2 mg of estradiol and about 25 mg to about 200 mg of progesterone daily for 10-14 days. Cyclic/sequential regimens may be especially useful for menopausal females. Other exemplary dosage strengths for estradiol for use in the formulations described herein include, without limitation, 0.125, 0.25, 0.375, 0.50, 0.625, 0.75, 1.00, 1.125, 1.25, 1.375, 1.50, 1.625, 1.75 and 2.00 mg. Other exemplary dosage strengths for progesterone for use in the formulations described herein include, without limitation, 25, 50, 75, 100, 125, 150, 175, 200 mg, 250 mg, 300 mg, 350 mg and 400 mg. These dosage strengths for each of estradiol and progesterone can be administered in formulations described herein either alone or in combination.

**[0043]** Progesterone active pharmaceutical ingredient may be micronized via any one of the multiple methods typically utilized by the ordinarily skilled artisan. In various embodiments, micronized progesterone has an X50 particle size value of less than about 15 microns, less than about 10 microns, less than about 5 microns and/or less than about 3 microns. In various embodiments, micronized progesterone has an X90 particle size value of less than about 25 microns, less than about 20 microns, and/or less than about 15 microns.

**[0044]** Particle size may be determined in any suitable manner. For example, a Beckman Coulter LS 13 320 Laser Diffraction Particle Size Analyzer (the "Beckman Device") may be used to determine particle size. As described above, particle size may be represented by various metrics, for example, through an X50 particle size, and/or X90 particle size, or similar descriptions of particle size.

**[0045]** The Beckman Device may be used with various modules for introducing a sample for analysis. The Beckman Device may be used with the LS 13 320 Universal Liquid Module ("ULM"). The ULM is capable of suspending samples in the size range of 0.017  $\mu$ m to 2000  $\mu$ m. The ULM is a liquid based module that allows for delivery of the sample to the sensing zone. The ULM recirculates the sample through the Beckman Device. The ULM comprises two hoses, one for fluid delivery and another for waste. The total volume used may be 125 mL or less. A sample mass of from about 1 mg to about 10 g may be used. The ULM may interact with the Beckman Device via pins that fit into slots on the ULM. The ULM may use a variety of suspension fluids, for example, water, butanol, ethanol, chloroform, heptanes, toluene, propanol, COULTER Type 1B Dispersant ("Coulter 1B"), and a variety of other suspension fluids.

**[0046]** Surfactants may also be used, though pump speed should be adjusted to prevent excessive bubbling. Coulter 1B may comprise one or more of acetaldehyde, ethylene oxide,



and/or 1,4-dioxane. The Beckman Device may be configured to use a variety of optical theories, including the Fraunhofer optical model and the Mie Theory.

**[0047]** The Beckman Device may comprise software to control the Beckman Device while the

**[0048]** ULM is in use. The software may control, for example, pump speed, use of de-bubble routine, rinse routine, sonicate routine, and fill routine, among others. Parameters regarding the sample run may also be configured. For example, run length may be set. Though any suitable run length may be used, in various embodiments, a time period of 30 seconds to 120 seconds, and preferably between 30 seconds and 90 seconds may be used.

**[0049]** The Beckman Device may be used with the LS 13 320 Micro Liquid Module ("MLM"). The MLM is capable of suspending samples in the size range of 0.4  $\mu\text{m}$  to 2000  $\mu\text{m}$ . The MLM is a liquid based module that allows for delivery of the sample to the sensing zone. The MLM includes a stirrer. The total volume used may be 12 mL or less. The MLM may use a variety of suspension fluids, both aqueous and non-aqueous.

**[0050]** Each of estradiol and progesterone as described herein can be formulated alone pursuant to the teachings below. These formulations can be prepared for oral administration or can be combined, based on compatibility, for co-administration of estradiol and progesterone in a single oral unit dosage form.

**[0051]** Progesterone formulations of the present disclosure are prepared via blending with a pharmaceutically acceptable oil; generally, the oil comprises at least one medium chain fatty acid such as medium chain fatty acids consisting of at least one mono-, di-, or triglyceride, or derivatives thereof, or combinations thereof. Optionally added are other excipients including, for example and without limitation, anti-oxidants, lubricants and the like. Sufficient oil is used to form a suspension of micronized progesterone or, in the alternative, solubilize progesterone.

**[0052]** Pharmaceutically acceptable oils include, without limitation, the use of at least one of a caproic fatty acid; a caprylic fatty acid; a capric fatty acid; a tauric acid; a myristic acid; a linoleic acid; a succinic acid; a glycerin; mono-, di-, or triglycerides and combinations and derivatives thereof; a polyethylene glycol; a polyethylene glycol glyceride (Gelucire®; GATTEFOSSE SAS, Saint-Priest, France); a propylene glycol; a caprylic/capric triglyceride (Miglyol®; SASOL Germany GMBH, Hamburg; Miglyol includes Miglyol 810, 812, 816 and 829); a caproic/caprylic/capric/lauric triglyceride; a caprylic/capric/linoleic triglyceride; a caprylic/capric/succinic triglyceride; a propylene glycol monocaprylate; propylene glycol monocaprinate; (Capmul® PG-8 and 10; the Capmul brands are owned by ABITEC, Columbus Ohio); a propylene glycol dicaprylate; a propylene glycol dicaprylate; medium chain mono- and di-glycerides (Capmul MCM); a diethylene glycol mono ester (including 2-(2-Ethoxyethoxy)ethanol: Transcutol); a diethylene glycol monoethyl; esters of saturated coconut and palm kernel oil and derivatives thereof; triglycerides of fractionated vegetable fatty acids, and combinations and derivatives thereof.

**[0053]** In other aspects and embodiments, progesterone is fully solubilized using, for example and without limitation, sufficient amounts of: Transcutol and Miglyol; Transcutol, Miglyol and Capmul PG 8 and/or PG 10; Campul MCM; Capmul MCM and a non-ionic surfactant; and Campul MCM and Gelucire.

**[0054]** Various ratios of these oils can be used for full solubilization of progesterone. Capmul MCM and a non-ionic surfactant can be used at ratios including, for example and without limitation: 65:35, 70:30, 75:25, 80:20, 85:15 and 90:10. Campul MCM and Gelucire can be used at ratios including, for example and without limitation, 6:4, 7:3, 8:2, and 9:1. Among other combinations, these oils and/or solubilizers, as defined herein, and combinations thereof, can be used to form combination estradiol and progesterone formulations of the present disclosure.

**[0055]** Combinations of these oils can produce partially solubilized progesterone, depending upon the desired unit dosage amount of progesterone. The greater the amount of progesterone per unit dosage form, the less progesterone may be solubilized. The upward limit of dosage strength per unit dose it generally limited only by the practical size of the final dosage form.

**[0056]** In various embodiments, estradiol is partially, substantially or completely solubilized. Solubilized estradiol may include estradiol that is approximately: 90% soluble in a solvent; 93% soluble in a solvent; 95% soluble in a solvent; 97% soluble in a solvent; 99% soluble in a solvent; and 100% soluble in a solvent. Solubility may be expressed as a mass fraction (% w/w).

**[0057]** In various embodiments, the solubilizing agent is selected from at least one of a solvent or co-solvent. Suitable solvents and co-solvents include any mono-, di- or triglyceride and glycols, and combinations thereof

**[0058]** In addition to the oils referenced above for progesterone, which can also be used as solubilizers for estradiol, other solubilizers include, for example and without limitation, glyceryl mono- and di-caprylates, propylene glycol and 1,2,3-propanetriol (glycerol, glycerin, glycerine).

**[0059]** Anionic and/or non-ionic surfactants can be used in other embodiments of the presently disclosed formulations containing estradiol, progesterone or a combination thereof. In certain embodiments, a non-ionic surfactant is used. Exemplary non-ionic surfactants may include, for example and without limitation, one or more of oleic acid, linoleic acid, palmitic acid, and stearic acid. In further embodiments, the non-ionic surfactant may comprise polyethylene sorbitol esters, including polysorbate 80, which is commercially available under the trademark TWEEN 80® (Sigma Aldrich, St. Louis, Mo.). Polysorbate 80 comprises approximately 60%-70% oleic acid with the remainder comprising primarily linoleic acids, palmitic acids, and stearic acids. Polysorbate 80 may be used in amounts ranging from about 5 to 50%, and in certain embodiments, about 30% of the formulation total mass.

**[0060]** In various other embodiments, the non-ionic surfactant is selected from one or more of glycerol and polyethylene glycol esters of long chain fatty acids, for example, lauroyl macrogol-32 glycerides and/or lauroyl polyoxyl-32 glycerides, commercially available as Gelucire, including, for example, Gelucire 44/11 and Gelucire 44/14. These surfactants may be used at concentrations greater than about 0.01%, and typically in various amounts of about 0.01%-10.0%, 10.1%-20%, and 20.1%-30%.

**[0061]** In other embodiments, a lubricant is used. Any suitable lubricant may be used, such as for example lecithin. Lecithin may comprise a mixture of phospholipids.

**[0062]** In additional embodiments, an antioxidant is used. Any suitable anti-oxidant may be used such as, for example and without limitation butylated hydroxytoluene.

**[0063]** For example, in various embodiments, a pharmaceutical formulation comprises about 20% to about 80% carrier by weight, about 0.1% to about 5% lubricant by weight, and about 0.01% to about 0.1% antioxidant by weight.

**[0064]** The choice of excipient will, to a large extent, depend on factors such as the particular mode of administration, the effect of the excipient on solubility and stability, and the nature of the dosage form. Excipients used in various embodiments may include colorants, flavoring agents, preservatives and taste-masking agents. Colorants, for example, may comprise about 0.1% to about 2% by weight. Preservatives may comprise methyl and propyl paraben, for example, in a ratio of about 10:1, and at a proportion of about 0.005% and 0.05% by weight.

**[0065]** As is with all oils, solubilizers, excipients and any other additives used in the formulations described herein, each is to be non-toxic and pharmaceutically acceptable.

**[0066]** As referenced above, the formulations of the present disclosure are generally orally administered, typically via, for example, capsules such as soft capsules. The present formulations can also be used to form transdermal patches using standard technology known in the art. Solubilized formulations of the present invention can also be formulated for intraperitoneal administration using techniques well known in the art.

**[0067]** In accordance with various embodiments, formulations do not include peanut oil. The lack of peanut oil obviates the risk posed to those having peanut-based allergies.

**[0068]** According to various embodiments described herein, a 28-day or monthly regimen of capsules can be packaged in a single kit (e.g., a blister pack) having administration days identified to improve compliance and reduce associated symptoms, among others. One or more of the capsules may contain no estradiol, for example, and/or no progesterone. Capsules that comprise no estrogen or progesterone API may be referred to as placebos. A blister pack can have a plurality of scores or perforations separating blister pack into 28 days. Each day may further comprise a single blister or a plurality of blisters. In various embodiments, each unit dose may contain micronized and/or partially solubilized, or fully solubilized progesterone and/or solubilized estradiol in amounts as set forth herein above, although other dose ranges may be contemplated. In addition, kits having other configurations are also contemplated herein. For example, without limitation, kits having such blister packs may contain any number of capsules.

**[0069]** Orally administered formulations of the present disclosure containing micronized and/or partially solubilized, or fully solubilized, progesterone are also used for the treatment of endometrial hyperplasia, secondary amenorrhea and other disease states treated with supplemental progesterone. Generally, progesterone-containing formulations described herein are used to treat the effects of the administration of supplemental estrogen whether administered alone or in combination with solubilized estradiol of the present disclosure or other estrogen-containing formulations. In various other embodiments, a capsule containing formulations of the present disclosure, for example a softgel capsule, may be applied in or around the vagina.

**[0070]** Formulations of the present disclosure containing solubilized estradiol are used to treat Estrogen-deficient States, including vasomotor symptoms, for example, in relation to treatment of hypoestrogenism related symptoms including, for example and without limitation, hot flashes and

night sweats (vasomotor symptoms), sleep disturbances, mood changes, vulvo-vaginal atrophy, and osteoporosis and other non-menopausal disease states treated with supplemental estrogen.

**[0071]** Formulations of the present disclosure containing solubilized estradiol may be used to treat or prevent atrophic vaginitis or vulvo-vaginal atrophy. In various embodiments, a capsule, for example a softgel capsule, may be applied in or around the vagina.

**[0072]** Additional objects of the present disclosure includes: providing increased patient compliance secondary to ease of use; providing increased physician adoption secondary to ease of use/instruction with less worry of side effects from inappropriate usage; providing decreased side-effects from erroneous use (decreased irregular bleeding); providing better efficacy/control of symptoms secondary to appropriate use; reducing the metabolic and vascular side effects of the commonly used synthetic progestins when administered alone or in combination with an estrogen (norethindrone acetate, medroxyprogesterone acetate, etc.) including, for example, stroke, heart attacks, blood clots and breast cancer.

#### EXAMPLES

**[0073]** The following examples are offered to illustrate, but not to limit the claimed invention.

##### Example 1

**[0074]** Estradiol Solubility

**[0075]** In various experiments, suitable solvents were determined for providing sufficient solubility to make 2 mg of estradiol in a 100 mg fill mass, with a desired goal of achieving ~20 mg/g solubility for estradiol. Initial solubility experiments were done by mixing estradiol with various solvents, saturate the solution with the estradiol, equilibrate for at least 3 days and filter the un-dissolved particles and analyzing the clear supernatant for the amount of estradiol dissolved by HPLC.

**[0076]** Estradiol solubility experiments were performed. From this list at least one item (e.g. propylene glycol) is known to be unsuitable for encapsulation.

TABLE 1

Ingredient	Solubility (mg/g)
PEG 400	105*
Propylene Glycol	75*
Polysorbate 80	36*
Transcutol HP	141
Capmul PG8	31.2

\*Literature reference -Salole, E. G. (1987) The Physicochemical Properties of Oestradiol, J Pharm and Biomed Analysis, 5, 635-640.

##### Example 2

**[0077]** It was desired to achieve 50 mg of progesterone suspended in a medium that can also solubilize 2 mg estradiol in a total capsule fill mass of 200 mg. In order to achieve this formulation, the required solubility of estradiol needs to be ~10 mg/g. A total fill weight of 200 mg was considered suitable for a size 5 oval soft gelatin capsule.

**[0078]** Additional solubility studies were performed to find solvent mixtures that might possibly be more suitable for soft gelatin encapsulation. Solubility studies were conducted with

Capmul PG8 and Capmul MCM by mixing estradiol with various the solvent systems and as before by analyzing for the amount of estradiol dissolved by HPLC after filtration. Results of these experiments are presented in Table 2. It can be seen from these results that mixtures containing Miglyol: Capmul PG8 at 50%; and also Capmul MCM alone or in combination with 20% Polysorbate 80 can achieve sufficient solubility to meet the target of 10 mg/g. Capmul PG8 mixed with Miglyol at the 15 and 30% level did not provide sufficient solubility.

TABLE 2

Ingredient	Solubility (mg/g)
Miglyol:Capmul PG8 (85:15)	4.40
Miglyol:Capmul PG8 (70:30)	8.60
Transcutol:Miglyol 812:Capmul PG8 (5:65:28)	>12
Transcutol:Miglyol 812:Capmul PG8 (5:47:47)	>12
Miglyol:Capmul PG8 (50:50)	14.0
Capmul MCM	19.8
Polysorbate 80:Capmul MCM (20:80)	15.0

## Example 3

**[0079]** Additional studies were performed to assess the stability of estradiol (4-6 mg) in solvent mixtures, as reported in Table 3. Miglyol 812 with 4% Transcutol precipitated on Hot/Cold cycling after 96 hours, while estradiol solubilized in Miglyol:Capmul blends at 30 and 50% or in Capmul MCM alone, did not precipitate under the same conditions for a minimum of 14 days.

TABLE 3

Formulation	Estradiol mg/g	Results Hot/Cold Cycling
Transcutol:Miglyol 812 (4:96)	4	Crystallizes after 96 hours
Miglyol 812:Capmul PG8 (70:30)	6	Clear, after 14 days
Miglyol 812:Capmul PG8 (50:50)	6	Clear, after 14 days
Transcutol:Miglyol 812:Capmul PG8 (5:80:15)	6	Clear, after 14 days
Capmul MCM	6	Clear after 14 days

**[0080]** 12 mg estradiol solubilized in Miglyol:Capmul PG8 50:50, Capmul MCM, and in mixtures of Transcutol: Miglyol: Capmul PG8 are stable and do not precipitate for at least 12 days.

TABLE 4

Formulation	Estradiol mg/g	Results Hot/Cold Cycling
Miglyol 812:Capmul PG8 (50:50)	12	Clear, after 12 days
Transcutol:Miglyol 812:Capmul PG8 (5:65:28)	12	Clear, after 12 days
Transcutol:Miglyol 812:Capmul PG8 (5:47:47)	12	Clear, after 12 days
Capmul MCM	12	Clear after 12 days

## Example 4

**[0081]** In addition to determining physical stability of the estradiol solutions over time, it is necessary to determine if

the fill material will be stable during the encapsulation process. One way to test these preparations is with the addition of water to the fill mass. As can be seen in Table 5, estradiol solutions at a concentration of 6 mg/g in Polyethylene Glycol 400 and Capmul

**[0082]** MCM are able to absorb a minimum of 7% water without recrystallization, whereas the same concentration in Miglyol 812:Capmul PG8 (75:25) precipitates.

**[0083]** Estradiol solutions at a concentration of 12 mg/g in Polyethylene Glycol 400 and Capmul MCM are able to absorb a minimum of 7% water without recrystallization. All Capmul PG8 containing formulations turned hazy on the addition of water. However, it should be noted that estradiol recrystallization was not observed, and the addition of water to Capmul PG 8 alone (without any estradiol) also turns hazy on the addition of water.

TABLE 5

Formulation	Estradiol mg/g	Results after addition of 7% water
Miglyol 812:Capmul PG8 (75:25)	6	Precipitated
Miglyol 812:Capmul PG8 (50:50)	12	Hazy
Transcutol:Miglyol 812:Capmul PG8 (5:65:28)	12	Hazy
Capmul MCM	12	Clear
Transcutol:Miglyol 812:Capmul PG8 (5:47:47)	12	Hazy
Polyethylene Glycol 400	12	clear

## Example 5

**[0084]** In an exemplary embodiment, a capsule is provided containing a fill material comprising:

TABLE 6

Ingredient	Mg/Capsule
Estradiol Hemihydrate	2.00
Mono-, di- or triglyceride (Miglyol 812)	qs
Diethylene Glycol Monoethylether (Transcutol HP)	65.00
Liquid lecithin	1.63
Butylated Hydroxytoluene	0.13
Total Fill Weight	325

## Example 6

**[0085]** In an exemplary embodiment, a capsule is provided containing a fill material comprising:

TABLE 7

Ingredient	Mg/Capsule
Estradiol Hemihydrate	2.00
Monoglycerides/diglycerides/triglycerides of caprylic/capric acid (Capmul MCM)	qs
Liquid lecithin	1.63
Polysorbate 80	97.5
Total Fill Weight	325

**[0086]** In an exemplary embodiment, a capsule is provided containing a fill material comprising:

TABLE 8

Ingredient	Mg/Capsule	% w/w	Amount/Batch
Estradiol Hemihydrate	2.03	0.62	20.2 g
Monoglycerides/diglycerides/triglycerides of caprylic/capric acid (Capmul MCM)	322.97	99.38	3.23 kg
Total		100	3.25 kg

**[0087]** The above formulation is prepared as follows: estradiol is added to Capmul MCM and mixed until dissolved.

## Example 7

**[0088]** Progesterone Solubility

**[0089]** In various embodiments, both estradiol and progesterone may be dissolved in a solvent. In various embodiments, the solubility of both estradiol and progesterone will be such that a therapeutically effective dose may be obtained in a reasonably sized mass, generally considered to be between 1 mg and 1200 mg, preferably suitable for encapsulation in a size 3 to 22 oval or oblong capsule. For example, in various embodiments, 50 mg to 100 mg of progesterone may be dissolved in a volume of solvent; i.e., the solubility would be 50 mg to 100 mg per capsule. Miglyol was attempted, and while it can be considered a good carrier for progesterone, it alone did not provide a desirable level of solubilization of estradiol (e.g., solubility of 12 mg/g may be desirable in various embodiments). Thus, Miglyol may be used in embodiments comprising a suspension of progesterone, though Miglyol, standing alone, is not desirable for use in embodiments having fully solubilized progesterone and/or estradiol.

**[0090]** As can be seen in Table 9, the solubility of progesterone in Capmul MCM is ~73 mg/g. Therefore, by suspending 200 mg progesterone in 400 mg of solvent, part of the dose (~14%) is already dissolved and the remaining is still a suspension. In some aspects and embodiments, it is desired to minimize the partial solubility of progesterone in the formulation in order to minimize the possibility of recrystallization.

**[0091]** Based on 73 mg/g solubility, the capsule size required to make a capsule of 50 mg solubilized progesterone would be 685 mg. Therefore, it was shown that it would be feasible to make a 50 mg progesterone and 2 mg estradiol solubilized formulation. Miglyol had the lowest solubility, but that solvent is unable to dissolve the estradiol, therefore under further experiments, it was decided to proceed with the second lowest or Capmul MCM. It has also been found that 2 mg of estradiol may also be dissolved in 685 mg of Capmul MCM.

TABLE 9

Ingredient	Progesterone Solubility (mg/g)
Capmul MCM	73.4
Capmul PG8	95
Miglyol 812	27.8

**[0092]** In addition, it has been found that the solubility of progesterone in a solvent of Capmul MCM in combination with Gelucire 44/14 in a 9:1 ratio increases the solubility to approximately 86 mg/g. Therefore, in various embodiments, progesterone and/or estradiol may be dissolved in a

**[0093]** Capmul MCM and Gelucire 44/14 system, wherein the ratio of Capmul MCM to Gelucire 44/14 is 9:1.

TABLE 10

Ingredient	Progesterone Solubility (mg/g)
Capmul MCM: Gelucire 44/14 (9:1)	86.4
Capmul MCM: Gelucire 44/14 (7:3)	70.5
Capmul MCM: Gelucire 44/14 (6:4)	57.4

## Example 8

**[0094]** In an exemplary embodiment, a capsule is provided containing a fill material having fully solubilized progesterone and estradiol comprising:

TABLE 11

Ingredient	Mass (mg)	% w/w	Qty/Capsule (mg)
Progesterone, USP, micronized	50.00	7.14	50.00
Estradiol Hemihydrate, USP	2.03	0.29	2.03
Capmul MCM, NF		82.57	577.97
Gelucire 44/14, NF		10.0	70.00
TOTAL		100.00	700.00

**[0095]** A capsule such as that shown in TABLE 11 may be manufactured in any suitable manner.

**[0096]** For the purposes of this Example, mixing may be facilitated by an impellor, agitator, or other suitable means. Also for the purposes of this Example, heating and/or mixing may be performed under an inert or relatively inert gas atmosphere, such as nitrogen gas N<sub>2</sub>. Mixing and/or heating for the purposes of this Example may be performed in any suitable vessel, such as a stainless steel vessel.

**[0097]** For example, Capmul MCM may be heated to between 30° C. to 50° C., more preferably from 35° C. to 45° C., and more preferably to 40° C. +/-2° C. Gelucire 44/14 may be added to the Capmul MCM and mixed until dissolved. The addition may occur all at once or may occur gradually over a period of time. Heat may continue to be applied during the mixing of the Gelucire 44/14 and the Capmul MCM.

**[0098]** Heat may be removed from the Gelucire 44/14 and Capmul MCM mixture. Estradiol Hemihydrate may be added to the mixture. The addition may occur all at once or may occur gradually over a period of time. Micronized progesterone may then be added to the Gelucire 44/14, Capmul MCM and Estradiol Hemihydrate mixture until dissolved. The addition may occur all at once or may occur gradually over a period of time.

## Example 9

**[0099]** In an exemplary embodiment, a capsule is provided containing a fill material having suspended progesterone comprising:

TABLE 12

Ingredient	mg/Capsule	%	Function
Micronized Progesterone	200.00	30.77	Active
Medium Chain Triglyceride (MIGLYOL 812 or equivalent)	qs	qs	Carrier
Lecithin Liquid	1.63	0.25	Lubricant/Emulsifier
Butylated Hydroxytoluene (also referred to as "BHT")	0.13	0.02	Antioxidant

**[0100]** The above formulation is prepared as follows: MIGLYOL is heated to about 45° C. GELUCIRE 44/14 is added and mixed until dissolved. BHT is added and mixed until dissolved. Progesterone is suspended and passed through a colloid mill. The resultant fill mass can be used for encapsulation.

**[0101]** In an exemplary embodiment, a capsule is provided containing a fill material having partially solubilized progesterone comprising:

TABLE 13

Ingredient	Qty/Capsule (mg)	% w/w	Qty/Capsule (mg)	Amount/Batch (kg)
Micronized Progesterone, USP	200.00	33.33	Active	2.0
Monoglycerides/diglycerides/triglycerides of caprylic/capric acid (Capmul MCM)	394.0	65.67	Carrier	3.94
Lauroyl polyoxyl-32-glycerides (Gelucire 44/14 or equivalent)	6.0	1	Lubricant/Emulsifier	0.06
Total	600.00 mg	100		6.0 kg

**[0102]** For suspensions of progesterone and partially solubilized progesterone, GELUCIRE 44/14 may be added at 1% to 2% w/w to increase viscosity. The above formulation is prepared as follows: Capmul MCM is heated to about 65° C. GELUCIRE 44/14 is added and mixed until dissolved. Heat is removed. Progesterone is added and the mixture is passed through a colloid mill. The resultant fill mass can be used for encapsulation.

Example 10

**[0103]** In an exemplary embodiment, a capsule is provided containing a fill material having suspended progesterone comprising:

TABLE 14

Ingredient	%	mg/Capsule	Function
Micronized Progesterone	30.77	200.00	Active
Medium Chain Triglyceride (MIGLYOL 812 or equivalent)	65.93	428.55	Carrier

TABLE 14-continued

Ingredient	%	mg/Capsule	Function
Lauroyl polyoxyl-32-glycerides (Gelucire 44/14 or equivalent)	3.00	19.50	Suspending Agent
Butylated Hydroxytoluene	0.03	1.95	Antioxidant
Total	100	650	

**[0104]** In various embodiments, amounts of MIGLYOL may be present in a range from about 35-95% by weight; GELUCIRE 44/14 from about 0.5-30% by weight; and BHT from about 0.01-0.1% by weight.

Example 11

**[0105]** For the purposes of this Example, a particle size analysis is conducted by using the Beckman Device. A sample API comprising micronized progesterone in accordance with various embodiments is provided for analysis.

**[0106]** Approximately 0.01 g of a sample API in accordance with various embodiments was combined with Coulter 1B and 10 mL of deionized water. Sonication was performed for 15 seconds. The Beckman Device, equipped with a ULM, performed analysis for 90 seconds. The Beckman Device was configured to use the Fraunhofer optical model. The Beckman Device yielded that the sample has an X50 of 4.279 μm, an X75 of 7.442 μm, and an X25 of 1.590 μm. The Beckman Device also yielded that the mean particle size is 4.975 μm, the median particle size is 4.279 μm, the mode particle size is 6.453 μm, and the standard deviation is 3.956 μm. A graph of the particle distribution obtained is shown in FIG. 4.

Example 12

**[0107]** A formulation sample having approximately 200 mg of micronized progesterone and 2 mg of estradiol was dispersed with oil. The Beckman Device, equipped with a MLM, performed analysis for 60 seconds. The Beckman Device was configured to use the Fraunhofer optical model. The Beckman Device yielded that the sample has an X50 of 11.0 μm, an X75 of 17.3 μm, and an X25 of 5.3 μm. The Beckman Device also yielded that the mean particle size is 11.8 μm, the median particle size is 11.04 μm, the mode particle size is 13.6 μm, and the standard deviation is 7.8 μm.

Example 13

**[0108]** In order to increase the solubility of progesterone in the final solution, Gelucire 44/14 was added at about 10% w/w.

TABLE 15

Quantitative Formula: Batch Size 10,000 capsules					
Item No.	INGREDIENT(S)	Label Claim (mg)	% w/w	Qty/Capsule (mg)	Amount/Batch (kg)
1.	Progesterone, USP, micronized	50.00	7.14	50.00	0.50
2.	Estradiol Hemihydrate, USP	2.03	0.29	2.03	0.02
3.	Capmul MCM, NF		82.57	577.97	5.78

TABLE 15-continued

Quantitative Formula: Batch Size 10,000 capsules					
Item No.	INGRE-DIENT(S)	Label Claim (mg)	% w/w	Qty/Capsule (mg)	Amount/Batch (kg)
4.	Gelucire 44/14, NF		10.0	70.00	0.70
Total:			100.00	700.00	7.00

[0109] An example of the final formulation is provided in Table 15. The manufacturing process is as follows. Capmul MCM is heated to 40° C. Gelucire 44/14 is added and mixed until dissolved. Heat is removed. Estradiol is added and mixed until dissolved. Micronized progesterone is then added and mixed until dissolved.

## Example 14

[0110] In an exemplary embodiment, a capsule is provided containing a fill material having fully solubilized estradiol and partially solubilized progesterone comprising:

TABLE 16

Item No.	INGRE-DIENT(S)	Label Claim (mg)	% w/w	Qty/Capsule (mg)	Amount/Batch (g)
1.	Progesterone, USP, micronized	50.00	25.000	50.00	500.00
2.	Estradiol Hemihydrate	0.25	0.129	0.26	2.58
3.	Capmul MCM, NF		73.371	146.74	1467.42
4.	Gelucire 44/14, NF		1.500	3.00	30.00
Total:			100.000	200.00 mg	2000.00

[0111] The manufacturing process is as follows. Capmul MCM is heated to 65° C. Gelucire 44/14 is added and mixed until dissolved. Heat is removed. Estradiol is added and mixed until dissolved. Micronized progesterone is then added and dispersed. The mixture is then passed through a colloid mill. The resultant fill mass can be used for encapsulation.

## Example 15

[0112] In an exemplary embodiment, a capsule is provided containing a fill material having fully solubilized estradiol and partially solubilized progesterone comprising:

TABLE 17

Item No.	INGRE-DIENT(S)	Label Claim (mg)	% w/w	Qty/Capsule (mg)	Amount/Batch (g)
1.	Progesterone, USP, micronized	200.00	33.33	200.0	2000.0
2.	Estradiol Hemihydrate	2.00	0.35	2.07	20.7
3.	Capmul MCM, NF		65.32	391.93	3919.3

TABLE 17-continued

Item No.	INGRE-DIENT(S)	Label Claim (mg)	% w/w	Qty/Capsule (mg)	Amount/Batch (g)
4.	Gelucire 44/14, NF		1.00	6.0	60.0
Total:			100.00	600.0 mg	6000.0

[0113] The manufacturing process is as follows. Capmul MCM is heated to 65° C. Gelucire 44/14 is added and mixed until dissolved. Heat is removed. Estradiol is added and mixed until dissolved. Micronized progesterone is then added and dispersed. The mixture is then passed through a colloid mill. The resultant fill mass can be used for encapsulation.

## Example 16

[0114] Progesterone and Estradiol Combination Study under Fed Conditions.

[0115] This following study protocol was used to establish bio-availability and bio-equivalence parameters for a combination product of the present disclosure comprising progesterone (200 mg) and estradiol (2.0 mg) as prepared via the process described in Example 14 and compared to 200 mg of PROMETRIUM® (Catalent Pharmaceuticals, St. Petersburg, Fla. (and 2.0 mg of ESTRACE® (Bristol-Myers Squibb Co. Princeton, N.J.), administered to twenty-four (24) normal healthy, adult human post-menopausal female subjects under fed conditions.

[0116] The Study Design: An open-label, balanced, randomized, two-treatment, two-period, two-sequence, single-dose, two-way crossover.

[0117] The subjects were housed in the clinical facility from at least 11.00 hours pre-dose to at least 48.00 hours post-dose in each period, with a washout period of at least 14 days between the successive dosing days.

[0118] Subjects were fasted for at least about 10.00 hours before being served a high-fat, high-calorie breakfast, followed by dosing, then followed by a 04.00 hour, post-dose additional period of fasting.

[0119] Standard meals were provided at about 04.00, 09.00, 13.00, 25.00, 29.00, 34.00 and 38.00 hours post-dose, respectively.

[0120] Water was restricted at least about 01 hour prior to dosing until about 01 hour post-dose (except for water given during dosing). At other times, drinking water was provided ad libitum.

[0121] Subjects were instructed to abstain from consuming caffeine and/or xanthine containing products (i.e. coffee, tea, chocolate, and caffeine-containing sodas, colas, etc.) for at least about 24.00 hours prior to dosing and throughout the study, grapefruit and/or its juice and poppy containing foods for at least about 48.00 hours prior to dosing and throughout the study.

[0122] Subjects remained seated upright for about the first 04.00 hours post-dose and only necessary movements were allowed during this period. Thereafter subjects were allowed to ambulate freely during the remaining part of the study. Subjects were not allowed to lie down (except as directed by the physician secondary to adverse events) during restriction period.

[0123] Subjects were instructed not to take any prescription medications within 14 days prior to study check in and

throughout the study. Subjects were instructed not to take any over the counter medicinal products, herbal medications, etc. within 7 days prior to study check-in and throughout the study.

**[0124]** After overnight fasting of at least about 10.00 hours, a high-fat high-calorie breakfast was served about 30 minutes prior to administration of investigational product(s). All subjects were required to consume their entire breakfast within about 30 minutes of it being served, a single dose of either test product (T) of Progesterone 200 mg & Estradiol 2 mg tablets or the reference product (R) PROMETRIUM® (Progesterone) soft gel Capsule 200 mg and ESTRACE® (Estradiol) Tablets 2 mg (according to the randomization schedule) were administered with about 240 mL of water under fed condition, at ambient temperature in each period in sitting posture. A thorough mouth check was done to assess the compliance to dosing.

**[0125]** All dosed study subjects were assessed for laboratory tests at the end of the study or as applicable.

**[0126]** In each period, twenty-three (23) blood samples were collected. The pre-dose (10 mL) blood samples at -01.00, -00.50, 00.00 hours and the post-dose blood samples (08 mL each) were collected at 00.25, 00.50, 00.67, 00.83, 01.00, 01.33, 01.67, 02.00, 02.50, 03.00, 04.00, 05.00, 06.00, 07.00, 08.00, 10.00, 12.00, 18.00, 24.00 and 48.00 hours in labeled K2EDTA—vacutainers via an indwelling cannula placed in one of the forearm veins of the subjects. Each intravenous indwelling cannula was kept in situ as long as possible by injecting about 0.5 mL of 10 IU/mL of heparin in normal saline solution to maintain the cannula for collection of the post-dose samples. In such cases blood samples were collected after discarding the first 0.5 mL of heparin containing blood. Each cannula was removed after the 24.00 hour sample was drawn or earlier or if blocked.

**[0127]** At the end of the study, the samples were transferred to the bio-analytical facility in a box containing sufficient dry ice to maintain the integrity of the samples. These samples were stored at a temperature of  $-70^{\circ}\text{C} \pm 20^{\circ}\text{C}$ . in the bio-analytical facility until analysis.

**[0128]** Progesterone (Corrected and Uncorrected) and Estradiol (unconjugated) and estrone (total) in plasma samples is assayed using a validated LC-MS/MS method.

**[0129]** Fasted studies using this protocol were also conducted. However, rather than the high-fat meal prior to administration of the test and reference drug, each subject fasted for a period of at least twelve (12) hours prior to dose administration.

#### Example 17

**[0130]** Method of manufacture in accordance with various embodiments are shown in FIGS. 1-3. With reference to FIG. 1, method of fill material 100 is shown. Step 102 comprises heating an oily vehicle carrier to  $40^{\circ}\text{C} \pm 5^{\circ}\text{C}$ . Heating may be accomplished through any suitable means. The heating may be performed in any suitable vessel, such as a stainless steel vessel. The oily vehicle may be any oily vehicle described herein, for example, Capmul MCM.

**[0131]** Step 104 comprises mixing Gelucire 44/14 with the oily vehicle. Mixing may be facilitated by an impellor, agitator, or other suitable means. Step 102 may be performed under an inert or relatively inert gas atmosphere, such as nitrogen gas  $\text{N}_2$ . Mixing may be performed in any suitable vessel, such as a stainless steel vessel.

**[0132]** Step 106 comprises mixing estradiol into the mixture of the oily vehicle and Gelucire 44/14. Mixing may occur in a steel tank or vat. Mixing may be facilitated by an impellor, agitator, or other suitable means. Step 106 may be performed under an inert or relatively inert gas atmosphere, such as nitrogen gas  $\text{N}_2$ .

**[0133]** Step 108 comprises cooling to room temperature. Cooling may be allowed to occur without intervention or cooling may be aided by application of a cooling system.

**[0134]** Step 110 comprises mixing micronized progesterone into the mixture of oily vehicle, estradiol and Gelucire 44/14. Mixing may occur in a steel tank or vat. Mixing may be facilitated by an impellor, agitator, or other suitable means. Step 110 may be performed under an inert or relatively inert gas atmosphere, such as nitrogen gas  $\text{N}_2$ . Step 112 comprises degasing. The resulting mixture from step 112 may comprise a fill material suitable for production into a softgel capsule.

**[0135]** With reference to FIG. 2, softgel capsule, i.e. gel mass, production 200 is shown. Step 202 comprises mixing glycerin with water. The water used in step 202 may be purified by any suitable means, such as reverse osmosis, ozonation, filtration (e.g., through a carbon column) or the like. Mixing may be facilitated by an impellor, agitator, or other suitable means. Step 202 may be performed under an inert or relatively inert gas atmosphere, such as nitrogen gas  $\text{N}_2$ . Heating may be performed until the temperature reaches  $80^{\circ}\text{C} \pm 5^{\circ}\text{C}$ .

**[0136]** Step 204 comprises the addition of gelatin to the glycerin water mixture. Mixing may be facilitated by an impellor, agitator, or other suitable means. Step 204 may be performed under an inert or relatively inert gas atmosphere, such as nitrogen gas  $\text{N}_2$ . A vacuum may be drawn in step 204 to de-aerate.

**[0137]** Step 206 comprises addition of a coloring agent such as a dye. A coloring agent may comprise products sold under the trademark OPATINT or other suitable agent. Step 206 may be performed under an inert or relatively inert gas atmosphere, such as nitrogen gas  $\text{N}_2$ . Step 208 comprises degasing. The resulting mixture from step 208 may comprise a gel capsule material suitable for use as a gel capsule in production of a softgel capsule.

**[0138]** With reference to FIG. 3, softgel capsule assembly process 300 is shown. Step 302 comprises heating the fill material. The fill material may be heated to any suitable temperature. In various embodiments, the fill material is heated to  $30^{\circ}\text{C} \pm 3^{\circ}\text{C}$ . Fill material may be heated in a fill hopper. A fill hopper may comprise a device configured to hold a volume of the fill material and/or to dispense the fill material in controlled volumes.

**[0139]** Step 304 comprises filling a gel mass. A gel mass may be taken from the gel capsule material produced in step 208 of FIG. 2. Filling may be performed by injecting, placing, or otherwise disposing the fill material within a volume defined by the gel capsule material. The filling may occur in an encapsulator. The spreader boxes may be a temperature of  $55^{\circ}\text{C} \pm 10^{\circ}\text{C}$ . The wedge temperature may be  $38^{\circ}\text{C} \pm 3^{\circ}\text{C}$ . The drum cooling temperature may be  $4^{\circ}\text{C} \pm 2^{\circ}\text{C}$ . The encapsulator may be lubricated using MIGLYOL 812 or other suitable lubricant. Step 304 thus produces one or more softgel capsules. Filling may comprise producing a ribbon of thickness  $0.85\text{ mm} \pm 0.05\text{ mm}$  using spreader box knobs. The fill material may be injected into the gel to produce a fill weight having target weight  $\pm 5\%$  (i.e.,  $650 \pm 33\text{ mg}$  and  $325 \pm 16.3\text{ mg}$ ).

[0140] Step 306 comprises drying the softgel capsules. Drying may be performed in a tumble dryer, tray dryer, or combinations thereof. For example, drying may be performed in a tumble drying basket for between about 10 minutes and about 120 minutes. Drying may continue in a drying room for about 24 hours to about 72 hours. Step 308 may comprise inspection and/or polishing. Polishing may be performed with isopropyl alcohol. Step 310 may comprise packaging. Packaging may be accomplished through any suitable means. Packaging may comprise packing softgel capsules into a blister pack, bottle, box, pouch, or other acceptable packaging.

What is claimed is:

1. A method of treating menopause symptoms in a woman with a uterus comprising:

administering an effective amount of a pharmaceutical composition, the pharmaceutical composition comprising solubilized estradiol, suspended progesterone, and a solubilizing agent;

wherein each of the estradiol and the suspended progesterone are present in the solubilizing agent, the estradiol and the suspended progesterone are uniformly dispersed and at least about 90% of the estradiol is solubilized in the solubilizing agent; and wherein the solubilizing agent comprises predominately a saturated C6-C12 oil.

2. The method of claim 1, further comprising partially solubilized progesterone, wherein the partially solubilized progesterone is solubilized in the solubilizing agent.

3. The method of claim 1, wherein the composition is formulated in a gelatin capsule.

4. The method of claim 1, wherein the estradiol has a dosage strength of at least about 0.125 mg and wherein the progesterone has a dosage strength of at least about 25 mg.

5. The method of claim 1, wherein the ratio of progesterone to estradiol is about 24:1, about 25:1, about 96:1, about 100:1, about 192:1, or about 200:1.

\* \* \* \* \*