



(86) Date de dépôt PCT/PCT Filing Date: 2010/09/30
 (87) Date publication PCT/PCT Publication Date: 2011/04/07
 (45) Date de délivrance/Issue Date: 2013/10/29
 (85) Entrée phase nationale/National Entry: 2011/11/30
 (86) N° demande PCT/PCT Application No.: JP 2010/067132
 (87) N° publication PCT/PCT Publication No.: 2011/040559
 (30) Priorité/Priority: 2009/10/01 (US61/247,716)

(51) Cl.Int./Int.Cl. *B01J 23/28* (2006.01),
B01D 53/86 (2006.01), *B01J 23/30* (2006.01),
B01J 23/88 (2006.01)
 (72) Inventeurs/Inventors:
 NOCHI, KATSUMI, JP;
 YONEMURA, MASANAO, JP;
 KIYOSAWA, MASASHI, JP
 (73) Propriétaire/Owner:
 MITSUBISHI HEAVY INDUSTRIES, LTD., JP
 (74) Agent: SMART & BIGGAR

(54) Titre : CATALYSEUR D'OXYDATION DU MERCURE ET PROCEDE POUR PRODUIRE CELUI-CI
 (54) Title: MERCURY OXIDATION CATALYST AND METHOD FOR PRODUCING THE SAME

(57) **Abrégé/Abstract:**

A highly durable mercury oxidation catalyst contains V_2O_5 and MoO_3 as active components, and is capable of preventing volatilization of MoO_3 in the mercury oxidation catalyst. A method of producing the mercury oxidation catalyst is provided. A mercury oxidation catalyst oxidizing mercury in an exhaust gas into mercury oxide includes: TiO_2 as a carrier, V_2O_5 and MoO_3 supported on the carrier as active components, and at least one kind of element or compound selected from the group consisting of W, Cu, Co, Ni, and Zn or the compounds thereof supported on the carrier as a MoO_3 volatilization preventing component.



ABSTRACT

A highly durable mercury oxidation catalyst contains V_2O_5 and MoO_3 as active components, and is capable of preventing volatilization of MoO_3 in the mercury oxidation catalyst. A method of producing the mercury oxidation catalyst is provided. A mercury oxidation catalyst oxidizing mercury in an exhaust gas into mercury oxide includes: TiO_2 as a carrier, V_2O_5 and MoO_3 supported on the carrier as active components, and at least one kind of element or compound selected from the group consisting of W, Cu, Co, Ni, and Zn or the compounds thereof supported on the carrier as a MoO_3 volatilization preventing component.

DESCRIPTION

Title of Invention

MERCURY OXIDATION CATALYST AND METHOD FOR PRODUCING THE SAME

Technical Field

[0001]

The present invention relates to a mercury oxidation catalyst and to a method of producing the same.

Background Art

[0002]

Conventionally, mercury present in a flue gas is thought to contain mercury metal that is insoluble in water and mercury compounds that are soluble in water. If the mercury metal can be converted into mercury compounds in the presence of a catalyst, such as a denitration catalyst, the mercury compounds can be removed by downstream desulfurization equipment (for example, refer to Patent Document 1).

[0003]

The inventors have been diligently carrying out ongoing research on such a mercury oxidation catalyst as described above which functions as a denitrification catalyst and is capable of converting mercury metal into a water-soluble mercury compound.

[0004]

The present invention relates to a novel mercury oxidation catalyst developed under these circumstances and to a method of producing the same.

Citation List

Patent Literature

[0005]

[PTL 1] Japanese Unexamined Patent Application Publication No. 10-230137

[PTL 2] Japanese Unexamined Patent Application Publication No. 2006-256639

[PTL 3] Japanese Unexamined Patent Application Publication No. 2009-226388

Summary of Invention

Technical Problem

[0006]

An object of the present invention is to provide a novel highly durable and stable mercury oxidation catalyst which contains V_2O_5 and MoO_3 as active components, and is capable of preventing volatilization of MoO_3 in the mercury oxidation catalyst, and to provide a method of producing the mercury oxidation catalyst.

Solution to Problem

75054-17

3

[0007]

To solve the above problems, the present invention provides a mercury oxidation catalyst oxidizing mercury in an exhaust gas into a mercury compound, the mercury oxidation catalyst including: TiO_2 as a carrier; V_2O_5 and MoO_3 supported on the carrier as active components; and at least one element or compound selected from the group consisting of W, Cu, Co, Ni, Zn, and the compounds thereof supported on the carrier as a MoO_3 volatilization preventing component.

10 [0007a]

In one aspect, the present invention relates to a mercury oxidation catalyst for oxidizing mercury in an exhaust gas into a water-soluble mercury compound, the mercury oxidation catalyst comprising: TiO_2 as a carrier; V_2O_5 and MoO_3 supported on the carrier as active components; and at least one kind of element or compound selected from the group consisting of W, Cu, Co, Ni, Zn, and compounds thereof supported on the carrier as a MoO_3 volatilization preventing component; the mercury oxidation catalyst being formed by, preparing a catalyst material solution A containing the MoO_3 to serve as a first active component and the MoO_3 volatilization preventing component; supporting the active component in the catalyst material solution A on a substrate containing the TiO_2 carrier; drying and calcining the substrate having been subjected to the step of supporting the active components in the catalyst material solution A; preparing a catalyst material solution B containing the V_2O_5 to serve as a second active component; supporting the active component in the catalyst material solution B on the carrier having been calcined previously; and

75054-17

3a

drying and calcining the carrier having been subjected to the step of supporting the active component in the catalyst material solution B on the carrier.

[0008]

- 5 The present invention provides a method of producing a mercury oxidation catalyst for oxidizing mercury in an exhaust gas into a mercury compound, the method including the steps of: preparing a catalyst material solution A containing MoO_3 to serve as an active component and a MoO_3 volatilization
- 10 preventing component; supporting catalyst components in the catalyst material solution A on a TiO_2 carrier; drying and calcining the carrier having been subjected to the step of supporting catalyst components in the catalyst material solution A on the carrier; preparing a catalyst material
- 15 solution B containing V_2O_5 to serve as an active component; supporting catalyst components in the catalyst material solution B on the carrier having been calcined previously; and drying and calcining the carrier having been subjected to the step of supporting catalyst component in the catalyst material

solution B on the carrier.

[0009]

In an aspect of the method of producing a mercury oxidation catalyst according to the present invention, the MoO_3 volatilization preventing component is at least one kind of element or compound selected from the group consisting of W, Cu, Co, Ni, Zn, and compounds thereof.

Advantageous Effects of Invention

[0010]

The present invention provides a novel highly durable mercury oxidation catalyst which contains V_2O_5 and MoO_3 as active components, and is capable of preventing volatilization of MoO_3 in the mercury oxidation catalyst, and a method of producing the mercury oxidation catalyst.

Brief Description of Drawings

[0011]

Fig. 1 is a conceptual diagram describing an embodiment of a flue gas processing system adopting a mercury oxidation catalyst according to the present invention.

Fig. 2 is a graph showing results of powder XRD analyses performed on honeycomb catalysts ground according to Test Examples 7 to 9.

Fig. 3 is a graph showing a part of Fig. 2 in close-up.

Fig. 4 is a graph showing activity of the honeycomb catalyst according to Test Example 9.

Description of Embodiments

[0012]

Hereinafter, a mercury oxidation catalyst and a method of production therefor according to the present invention will be described in further detail by referring to the attached drawings.

[0013]

A mercury oxidation catalyst according to the present invention is a mercury oxidation catalyst oxidizing mercury metal in an exhaust gas to a mercury compound.

The mercury oxidation catalyst according to the present invention comprises: TiO_2 as a carrier; V_2O_5 and MoO_3 supported on the carrier as active components; and at least one kind of element or compound selected from the group consisting of W, Cu, Co, Ni, Zn, and the compounds thereof supported on the carrier as a MoO_3 volatilization preventing component.

The fact that W, Cu, Co, Ni, Zn, and compounds thereof are suitable as MoO_3 volatilization preventing components has been discovered as a result of the research diligently carried out by the present inventors, and the effect will be further shown in Examples below. In addition to these, a solid soluble component on a phase diagram can also be listed as a

volatilization preventing component.

[0014]

In one example of production of a mercury oxidation catalyst according to the present invention, firstly, a catalyst material solution containing active components and a MoO_3 volatilization preventing component is prepared.

Thereafter, a substrate containing a TiO_2 carrier is soaked into the catalyst material solution so as to be impregnated with the catalyst material solution, then dried, and calcined. Note that the substrate containing a TiO_2 carrier is produced in, for example, extrusion molding.

Subsequently, the substrate is soaked into the catalyst material solution again and the substrate impregnated with the catalyst material solution is dried and calcined.

As described above, a target mercury oxidation catalyst can be obtained.

[0015]

However, in order to further preferably prevent volatilization of MoO_3 , firstly, a catalyst material solution A containing MoO_3 to serve as an active component and a MoO_3 volatilization preventing component is prepared.

Thereafter, a substrate containing TiO_2 is soaked in the catalyst material solution A so as to be impregnated with the catalyst material solution A.

Subsequently, the substrate having been soaked in the catalyst

material solution A is dried and calcined.

Meanwhile, a catalyst material solution B containing V_2O_5 to serve as another active component is prepared.

Furthermore, the substrate calcined as above is soaked in the above-described catalyst material solution B so as to be impregnated with the catalyst material solution B.

Lastly, the substrate having been subjected to the step of impregnating with the catalyst material solution B is dried and calcined.

By thus adding V_2O_5 after the step of calcining above, it is possible to obtain a target mercury oxidation catalyst which further prevents volatilization of MoO_3 . This has been discovered as a result of the studies diligently carried out by the present inventors, and the effects will be further shown in Examples below. Here, the substrate impregnated with the vanadium material may be dried and filled in a denitrating apparatus without calcination and thereafter calcined in the denitrating apparatus at the operation temperature thereof.

[0016]

The composition ratio of the mercury oxidation catalyst according to the present invention is not particularly limited. As one example, a composition is preferable in which active components (V_2O_5 and MoO_3) in terms of their oxides are 0.1 to 20 parts by weight with respect to 100 parts by weight of the TiO_2 carrier. In respect to the MoO_3 volatilization preventing

component, a composition is preferable in which it is 0.06 to 50 parts by weight with respect to 1 part by weight of MoO_3 .

[0017]

Furthermore, in the mercury oxidation catalyst according to the present invention, any shape can be selected for the substrate in accordance with a system configuration, and may be, for example, any integrally-molded shape, such as a pellet shape, a plate shape, a cylinder shape, a corrugated shape, and a honeycomb shape. In regard to the honeycomb shape, both an extrusion molded type and a coated type are acceptable. A coating of the mercury oxidation catalyst of the present invention may be applied to an extrusion-molded honeycomb substrate, where a regeneration catalyst may be coated by the regeneration process described in JP 2009-226388 A.

Alternatively, the catalyst may also be produced by a kneading method. For example, instead of impregnating a honeycomb made of titanium dioxide with an active component, such methods may be adopted that a molybdenum raw material, a tungsten raw material, and a vanadium raw material together with titanium dioxide, a titanium dioxide raw material, or the like are kneaded together and then extruded.

Other types of methods may also be adopted in which a molybdenum raw material and a tungsten raw material together with titanium dioxide, a titanium dioxide raw material, or the like are extruded, then subjected to processing, such as

drying, calcination, and grinding, as necessary, and thereafter kneaded with a vanadium raw material or the like and then extruded. The extruded material may be dried and filled in a denitrating apparatus without calcinations and thereafter calcined in the denitrating apparatus at the operation temperature thereof.

[0018]

As a V (vanadium) raw material, which is one of the active components, vanadium dioxide, vanadyl oxalate, vanadyl sulfate, ammonium metavanadate, and the like may be used.

As a Mo (molybdenum) raw material, which is the other one of the active components, salts, such as ammonium molybdate and sodium molybdate, in addition to molybdenum trioxide, may be used.

Among the MoO_3 volatilization preventing components, as a W (tungsten) raw material, salts, such as ammonium paratungstate and ammonium meta-tungstate may be used. In addition, copper nitrate, copper acetate, copper hydroxide, and the like may be used as a Cu (copper) raw material; cobalt nitrate, cobalt acetate, basic cobalt carbonate, and the like may be used as a Co (cobalt) raw material; nickel nitrate, nickel acetate, basic nickel carbonate, and the like may be used as a Ni (nickel) raw material; and zinc nitrate, basic zinc carbonate, and the like may be used as a Zn (zinc) raw material.

[0019]

A solution of the active component and a solution of the MoO_3 volatilization preventing component may be prepared by respectively dissolving the active component and the MoO_3 volatilization preventing component into a publicly-known solvent.

[0020]

Next, an embodiment of a flue gas processing system adopting the mercury oxidation catalyst according to the present invention will be described by use of Fig. 1.

Exhaust gas to be treated in the present invention is, for example, a boiler exhaust gas from a thermal power station, factory, or the like in which fuels, such as coal and heavy oil, containing sulfur, mercury, and the like are burnt, and a heating furnace exhaust gas from a metal plant, petroleum refining plant, petrochemical plant, or the like, and the exhaust gas has a low concentration of NO_x , contains carbon dioxide, oxygen, SO_x , and dust or moisture, and is large in the amount of emission thereof.

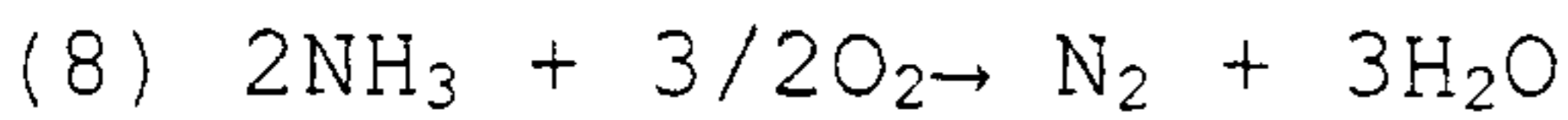
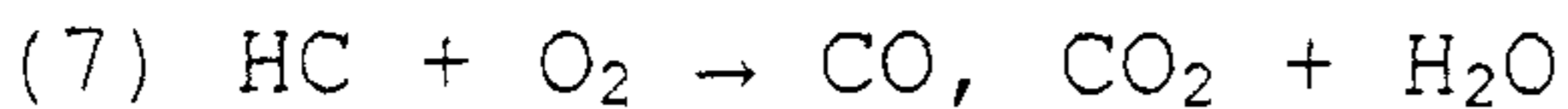
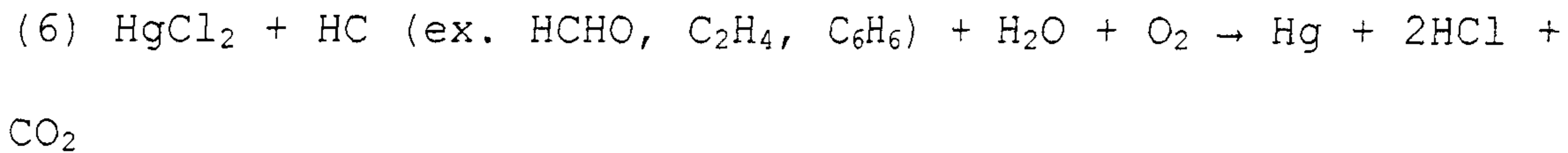
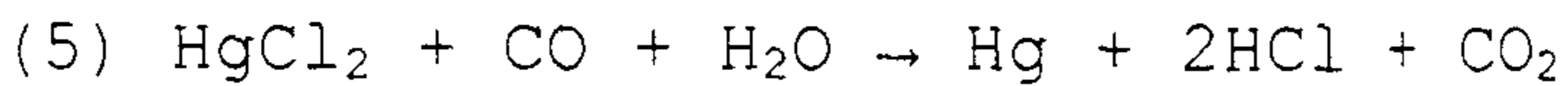
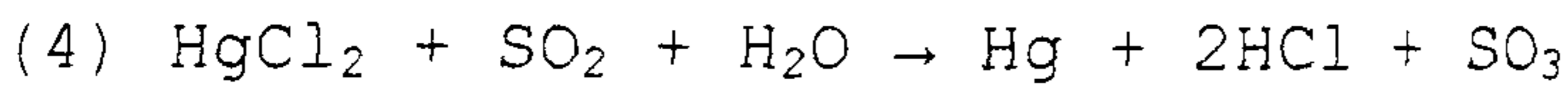
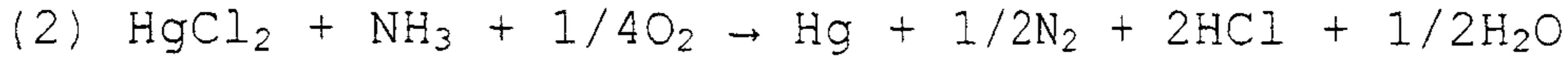
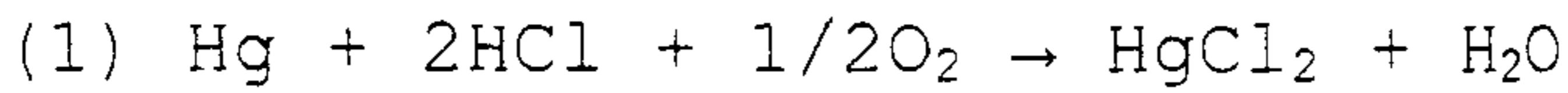
[0021] In Fig. 1, in a flow path from a boiler 1 to reducing denitration equipment 5, an ammonia injector 2 which injects NH_3 supplied from an ammonia tank 3 into an exhaust gas and an HCl injector 4 are provided.

An exhaust gas from the boiler 1 is guided into the reducing denitration equipment 5. With the exhaust gas into which NH_3 and HCl have been injected, in the reducing denitration

equipment 5, a reaction between NH_3 and NO_x is carried out while metal Hg is oxidized to HgCl_2 in the presence of HCl.

[0022]

Reactions proceeding here are as shown below.



[0023]

In the treatment in the reducing denitration equipment 5, if the catalyst for oxidation of mercury according to the present invention is adopted, the active component MoO_3 is conjugated with the MoO_3 volatilization preventing component, thereby being capable of preventing volatilization of MoO_3 .

Accordingly, the durability is improved.

[0024]

Note that in the series of the above-described reactions, the mercury oxidation reaction by the denitration catalyst is inhibited by unburned portions (CO, HC) of coal (equations 5 and 6). However, by imparting an HC oxidation function further

to the denitration catalyst having a mercury oxidation function, such an inhibitory effect against the mercury oxidation reaction can be further reduced.

An oxidizing agent used for oxidization of mercury metal to promote the above reactions may be HCl, HBr, or the like. The amount of the oxidizing agent to be added is very small.

Accordingly, in some cases, there is no need to newly add an oxidizing agent.

Specifically, for example, in the case in which a metal mercury oxidation agent, such as HCl, derived from coal is contained in the exhaust gas in an amount of several tens of ppm, installation of a device for spraying a metal mercury oxidation agent, such as HCl, is not necessary. In such a case, installation costs for safety management measures on the metal mercury oxidation agents, such as HCl, which require care in handling, can be significantly reduced.

[0025]

Note that, as the mercury oxidation agent, other than HCl, any one may be used as long as it reacts with mercury contained in the exhaust gas to generate a water-soluble mercury compound. For example, in addition to HCl, halogen compounds, such as ammonium chloride, chlorine, hypochlorous acid, ammonium hypochlorite, chlorite, ammonium chlorite, chloric acid, ammonium chlorate, perchloric acid, ammonium perchlorate, and bromine, amine salts of the above-described acids, other salts,

and the like may be used.

[0026]

The amount of the mercury oxidation agent added to the exhaust gas should be a stoichiometric amount or more with respect to poorly-water soluble mercury, such as mercury metal. When coal or heavy oil is used as a fuel, the concentration of the mercury oxidation agent added to the exhaust gas is 1000 ppm or less in the case of hydrogen chloride, and is approximately 1 to 300 ppm in practice. The adding of HCl may be achieved by using hydrogen chloride in the form of an agent or using hydrochloric acid. In regard to hydrochloric acid, the concentration is not particularly limited; and, for example, examples thereof range from concentrated hydrochloric acid to dilute hydrochloric acid of approximately 5%. As a device for adding HCl to the exhaust gas, conventionally-available chemical metering pumps and spray nozzles may be used. For addition of the salts, such as ammonium chloride, it is preferable to use a solution of the salts. The addition of the mercury oxidation agent may be before or after the addition of ammonia to the exhaust gas.

[0027]

After the treatment in the reducing denitration equipment 5, the exhaust gas goes through an air preheater 6 and a heat exchanger 7, is subjected to removal of dust in an electric dust collector 8, and is then subjected to removal of SO₂ in

the exhaust gas as well as removal of mercury compounds in wet desulfurization equipment 9. The exhaust gas coming out from the reducing denitration equipment contains an excessive amount of the mercury metal oxidation agent, such as HCl; however, it will not be discharged from a chimney as being absorbed into an alkaline solution in the desulfurization equipment.

[0028]

In the configuration in Fig. 1, in the exhaust gas treatment in which NO_x in the exhaust gas is removed by the reducing denitration equipment and SO_2 in the exhaust gas is removed by the wet desulfurization equipment having an alkaline absorbing solution as an absorbent, the mercury oxidation agent is to be added to the upstream of the denitration equipment. However, NH_3 is only needed for denitration; thus, even without the addition of NH_3 to the upstream of the reducing denitration equipment, there is still the same effect of being capable of converting mercury to its chloride by the mercury oxidation agent in the presence of the catalyst of the reducing denitration equipment and then removing the mercury compound in the wet desulfurization equipment.

Working Examples

[0029]

Example 1 (Test for Prevention of Volatilization of Mo)

A TiO₂ carrier was formed into a honeycomb shape, and the resultant was calcined to prepare a substrate containing the TiO₂ carrier. Then, this base material was soaked in each of the following mixed solutions (Test Examples 1 to 6), dried, and thereafter calcined at 500°C for 3 hours to obtain a honeycomb catalyst.

[0030]

Test Example 1: 24.94 g of ammonium molybdate was dissolved in 100 g of water.

Test Example 2: A solution was prepared so that 100 g of 40 wt% methylamine solution may contain 28.477 g of ammonium molybdate and 26.191 g of ammonium paratungstate.

Test Example 3: A solution was prepared so that 100 g of 40 wt% methylamine solution may contain 27.95 g of ammonium molybdate and 15.95 g of copper hydroxide.

Test Example 4: A solution was prepared so that 100 g of water may contain 24.821 g of ammonium molybdate and 41.607 g of cobalt nitrate.

Test Example 5: A solution was prepared so that 100 g of water may contain 25.639 g of ammonium molybdate and 79.223 g of nickel nitrate.

Test Example 6: A solution was prepared so that 100 g of water may contain 24.828 g of ammonium molybdate and 42.347 g of zinc nitrate.

[0031]

Honeycomb catalysts of Test Examples 1 to 6 were exposed under the circulation of a simulant gas at 550°C for 8 hours, and the concentrations of MoO₃ before and after the treatment were compared to calculate a percentage of MoO₃ volatilized.

The results are shown in Table 1 below.

Composition of the simulant gas:

O₂ 3 %vol dry, CO₂ 10 %vol dry, H₂O 10 %wet, SO₂ 500 ppm dry, N₂ for the rest

[0032]

[Table 1]

Test Example	MoO ₃ (wt%) before exposure	MoO ₃ (wt%) after exposure	Percentage of MoO ₃ volatilized (wt%)
1	7.23	5.71	21.0
2	6.85	6.07	11.4
3	7.03	6.27	10.8
4	5.6	5.16	7.9
5	4.67	4.49	3.9
6	5.46	5.01	8.2

[0033]

As may be understood from Table 1, with respect to Test Example 1 containing no component for preventing volatilization of MoO₃, all Test Examples 2 to 6 containing any one of W, Cu, Co, Ni, and Zn had volatilization of MoO₃

prevented. In other words, it is understood that these components function as MoO₃ volatilization preventing components.

[0034]

Example 2 (Verification for Production Method)

Test Example 7

A TiO₂ carrier was formed into a honeycomb shape, and it was then calcined to prepare a substrate containing the TiO₂ carrier.

Then, a solution was prepared in which 19.636 g of ammonium molybdate and 1.478 g of ammonium metavanadate were dissolved in 80 g of water.

The honeycomb base material was soaked in the catalyst material solution, dried, and then calcined at 500°C for 3 hours.

An obtained honeycomb catalyst was exposed under the circulation of a simulant gas at 550°C for 8 hours, and the concentrations of MoO₃ before and after the treatment were compared to calculate a percentage of MoO₃ volatilized. The percentage of MoO₃ was 18.4 wt%.

[0035]

Test Example 8

Next, a solution was prepared in which 22.569 g of ammonium molybdate, 20.697 g of ammonium paratungstate, and 1.685 g of ammonium metavanadate were dissolved in 80 g of 40 wt%

methylamine solution.

The honeycomb substrate was soaked in the catalyst material solution, dried, and thereafter calcined at 500°C for 3 hours.

An obtained honeycomb catalyst was exposed under the circulation of a simulant gas at 550°C for 8 hours, and the concentrations of MoO₃ before and after the treatment were compared to calculate a percentage of MoO₃ sublimed. The percentage of MoO₃ sublimed was 16.7 wt%.

As described above, the percentage of volatilization slightly decreased.

[0036]

This did not agree with the result obtained in Example 1; therefore, some sort of cause due to the addition of V (vanadium) was assumed. Regarding this, the present inventors diligently carried out ongoing research.

As a result, it was found that a target mercury oxidation catalyst in which volatilization of MoO₃ is further prevented could be obtained by adding V (vanadium) after the preceding step of calcining than that of the complex oxide of Mo and V. This was also verified in Test Example 9 carried out in the following process. Furthermore, since V (vanadium) is the main component in a denitration process, the content thereof would preferably be independently adjusted in a sensitive manner. As has been mentioned, the effect of the addition of V has been reduced in accordance with the present invention, which is

entirely different from the invention in Japanese Patent Application 2006-256639.

[0037]

Test Example 9

A solution was prepared in which 21.677 g of ammonium molybdate and 19.903 g of ammonium paratungstate were dissolved in 80 g of 40 wt% methylamine solution, and furthermore a solution was prepared in which 3.347 g of vanadyl sulfate was dissolved in 80 g of water.

A mixed solution of the solution of ammonium molybdate and the solution of ammonium paratungstate was used as a catalyst material solution A.

The honeycomb substrate was soaked in the catalyst material solution A, and then calcined at 500°C for 3 hours.

[0038]

Thereafter, this substrate was soaked in the solution of vanadyl sulfate (catalyst material solution B), and then calcined at 500°C for 3 hours.

An obtained honeycomb catalyst was exposed under the circulation of a simulant gas at 550°C for 8 hours, and the concentrations of MoO₃ before and after the treatment were compared to calculate a percentage of MoO₃ volatilized. The percentage of MoO₃ volatilized was 12.1 wt%.

This result agreed with the result of Example 1 above, and the drawback involved in the addition of V (vanadium) had been

overcome.

Note that the composition of the simulant gas used in Test Examples 7 to 9 was the same as that in Example 1.

[0039]

Example 3

The results of XRD analysis performed on the honeycomb catalysts obtained in Test Examples 7 to 9 above are shown in Fig. 2 and Fig. 3.

A region θ_A is a region in which a characteristic of WO_3 or a complex oxide of WO_3 and MoO_3 is to appear.

A region θ_B is a region in which a characteristic of MoO_3 is to appear.

In both Test Examples 8 and 9, a peak related to WO_3 appears (in a sub-region θ_C).

However, although a peak appears in the region which is considered to be for the complex oxide of WO_3 and MoO_3 in Test Example 8, such a peak does not appear in Test Example 9 (in a sub-region θ_D).

[0040]

Furthermore, although a peak of MoO_3 appears in Test Example 7, no such peak appears in Test Examples 8 and 9 (in the region θ_B).

From these results, it is understood that, in Test Example 9, generation of the complex oxide of WO_3 and MoO_3 is small, and MoO_3 is preferably dissolved into crystallized WO_3 in a solid

solution. In other words, it is understood that a reason is suggested why the method of production including soaking in the catalyst material solution A and soaking in the catalyst material solution B carried out respectively in two stages is superior. This proves that the method with the two steps is excellent, in which one step of soaking is performed in the catalyst material solution A and the other subsequent step of soaking is performed in the catalyst material solution B. There is no MoO_3 peak in the range between 27-28 deg (2θ) (in the region θ_B); and there are some peaks of MoO_3 volatilization preventing component or the complex oxide of MoO_3 and MoO_3 volatilization preventing component in the range between 22-25 deg(2θ) (in the region θ_A) by XRD analysis in Example 9. Furthermore, the XRD peaks of the region θ_A may fluctuate depending on the conditions of drying or calcination, but no MoO_3 related peak will appear in the region θ_B .

[0041]

Example 4

The oxidation rate of Hg in the honeycomb catalyst according to Test Example 9 is shown in Fig. 4.

The horizontal axis indicates the concentration of HCl in the simulant exhaust gas on a dry basis. It is understood that the oxidizing capability itself is comparable to that of the honeycomb catalyst of Test Example 7 used as a reference. It should be noted that the present inventors verified that the

oxidizing capability of the honeycomb catalyst according to Test Example 7 is superior to those of conventional ones. Conditions for activity evaluation are shown as in Table 2.

[0042]

Table 2 Conditions for Activity Evaluation

		Unit	Numerical Value
Test conditions	Temperature	°C	350
	NOx	ppm vol dry	370
	O ₂	%vol dry	3
	SOx	ppm vol dry	480
	H ₂ O	%vol wet	13
	NH ₃ /NOx	-	0
	Hg	mg/m ³ N	80

[0043]

Furthermore, the results under the conditions of coexistence of NH₃ are shown in Table 4 (refer to Table 3 for the test conditions). It has been verified that the oxidizing capability of the catalyst of Test Example 9 is equivalent to the oxidizing capability of the catalyst of Test Example 7. Furthermore, it has been revealed that the oxidizing capability itself is low in a catalyst obtained by impregnating a catalyst containing vanadium and tungsten in molybdenum (Test Example 11); thus, the effectiveness of the present invention in respect to the method of production has

been verified.

It should be noted that, however, in the case, for example, in which the catalyst produced in Test Example 10 is used as the honeycomb substrate in Test Example 11 or as the honeycomb substrate in Test Example 9, the oxidizing capability may be demonstrated if the amounts of V_2O_5 and WO_3 produced in Test Example 10 are very small.

[0044]

Table 3 Conditions for Activity Evaluation

		Unit	Numerical Value
Test conditions	Temperature	°C	400
	NOx	ppm vol dry	350
	O ₂	%vol dry	4
	SOx	ppm vol dry	1000
	H ₂ O	%vol wet	13
	NH ₃ /NOx	-	0.9
	Hg	Mg/m ³ N	20
	HCl	ppm vol dry	50

[0045]

Table 4

Test Example	Oxidation rate of Hg (%)
1	95
9	95
10	82
11	82

[0046]

Test Example 10

A catalyst containing vanadium and tungsten was prepared as described below.

A solution of ammonium metavanadate and a solution of ammonium tungstate were added to a powder of titanium dioxide so as to be 0.5% by weight in terms of V_2O_5 and 0.3% by weight in terms of WO_3 , respectively, and a resultant mixture was sufficiently mixed, then dried, and calcined at $450^\circ C$ for 4 hours so as to obtain a powder (A) made of titanium oxide [TiO_2] - vanadium oxide [V_2O_5] - molybdenum oxide [WO_3]. 1000 g of the powder (A), 25 g of carboxymethyl cellulose, and 12.5 g of polyethylene oxide were together put into a kneader, kneaded for 30 minutes with an appropriate amount of water having been added thereto, molded into a honeycomb shape by extrusion, and calcined at $500^\circ C$ for 5 hours after being dried, thereby preparing a WO_3 (3) - V_2O_5 (0.5) / TiO_2 catalyst.

[0047]

Test Example 11

The catalyst prepared in Test Example 10 was soaked in a solution of ammonium molybdenum, dried, and calcined, thereby preparing MoO_3 (7) - WO_3 (3) - V_2O_5 (0.5) / TiO_2 catalyst.

Reference Signs List

[0048]

- 1 Boiler
- 2 Ammonia injector
- 3 Ammonia tank
- 4 HCL injector
- 5 Reducing denitration equipment
- 6 Air preheater
- 7 Heat exchanger
- 8 Electric dust collector
- 9 Wet desulfurization equipment

75054-17

26

CLAIMS:

1. A mercury oxidation catalyst for oxidizing mercury in an exhaust gas into a water-soluble mercury compound, the mercury oxidation catalyst comprising:

5 TiO₂ as a carrier;

V₂O₅ and MoO₃ supported on the carrier as active components; and

at least one kind of element or compound selected from the group consisting of W, Cu, Co, Ni, Zn, and compounds thereof supported on the carrier as a MoO₃ volatilization preventing component;

10 the mercury oxidation catalyst being formed by,

preparing a catalyst material solution A containing the MoO₃ to serve as a first active component and the MoO₃ volatilization preventing component;

15 supporting the active component in the catalyst material solution A on a substrate containing the TiO₂ carrier;

drying and calcining the substrate having been subjected to the step of supporting the active components in the catalyst material solution A;

20 preparing a catalyst material solution B containing the V₂O₅ to serve as a second active component;

supporting the active component in the catalyst material solution B on the carrier having been calcined previously; and

25

75054-17

27

drying and calcining the carrier having been subjected to the step of supporting the active component in the catalyst material solution B on the carrier.

2. The mercury oxidation catalyst according to claim 1,
5 wherein

there is no MoO₃ peak by XRD analysis.

3. A method of producing a mercury oxidation catalyst oxidizing mercury in an exhaust gas into a water-soluble mercury compound, the method comprising the steps of:

10 preparing a catalyst material solution A containing MoO₃ to serve as a first active component and a MoO₃ volatilization preventing component;

supporting the active component in the catalyst material solution A on a TiO₂ carrier;

15 drying and calcining the carrier having been subjected to the step of supporting the active component in the catalyst material solution A on the carrier;

preparing a catalyst material solution B containing V₂O₅ to serve as a second active component;

20 supporting the active component in the catalyst material solution B on the carrier having been calcined previously; and

drying and calcining the carrier having been subjected to the step of supporting the active component in the
25 catalyst material solution B on the carrier, wherein the MoO₃

75054-17

28

volatilization preventing component is at least one kind of element or compound selected from the group consisting of W, Cu, Co, Ni, Zn, and compounds thereof.

FIG.1

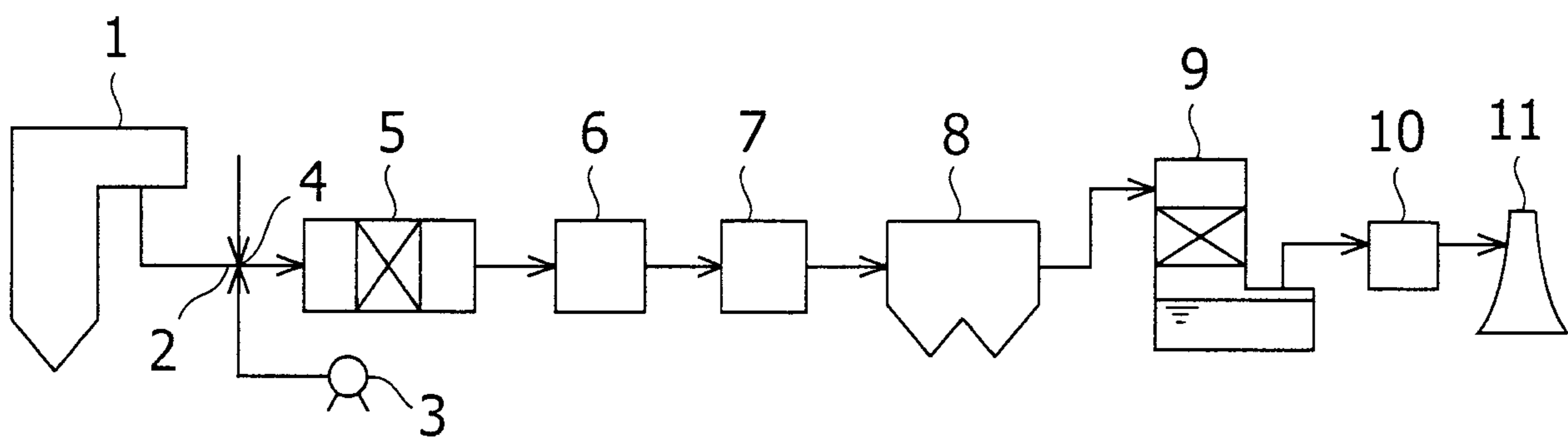


FIG.2

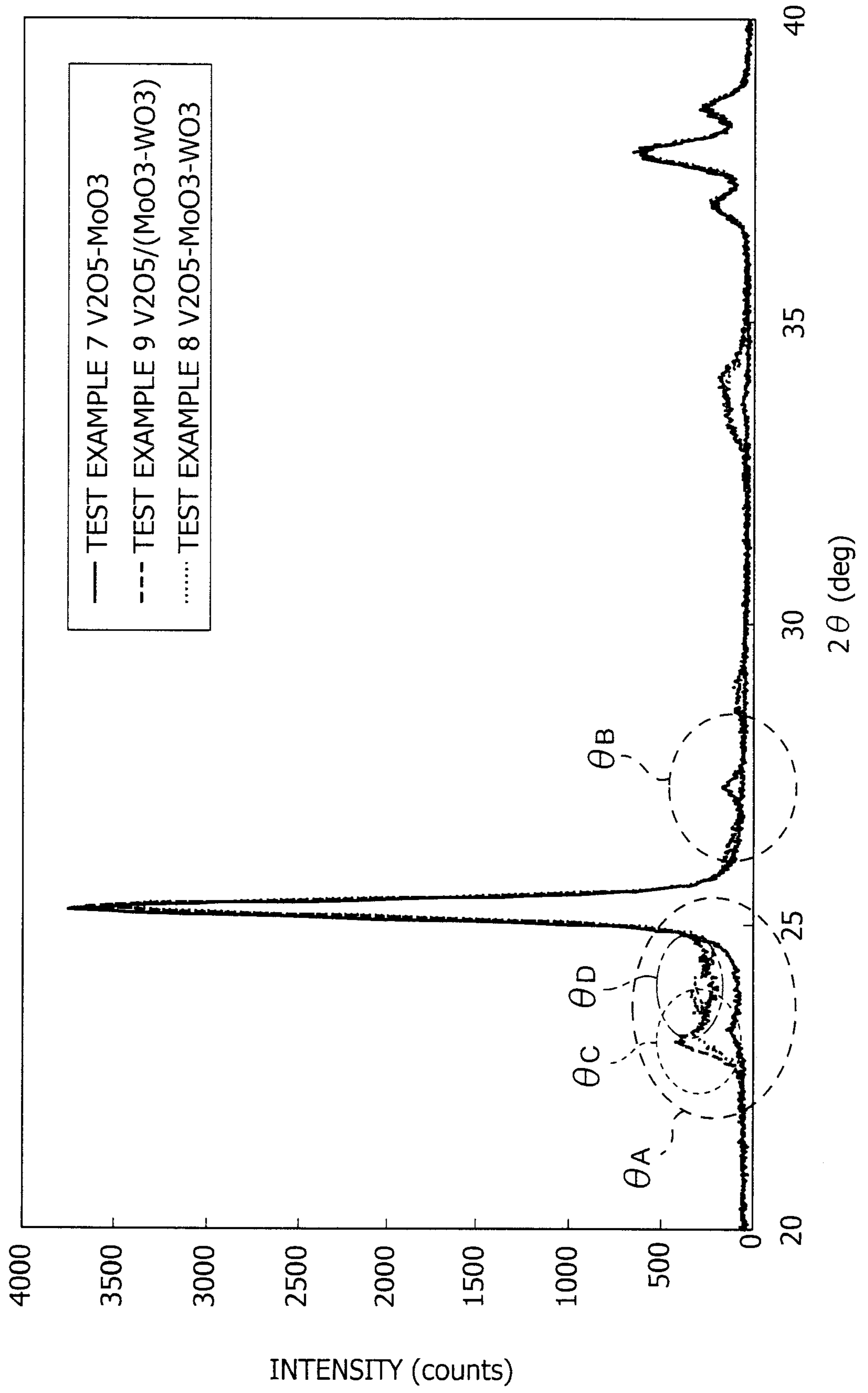


FIG.3

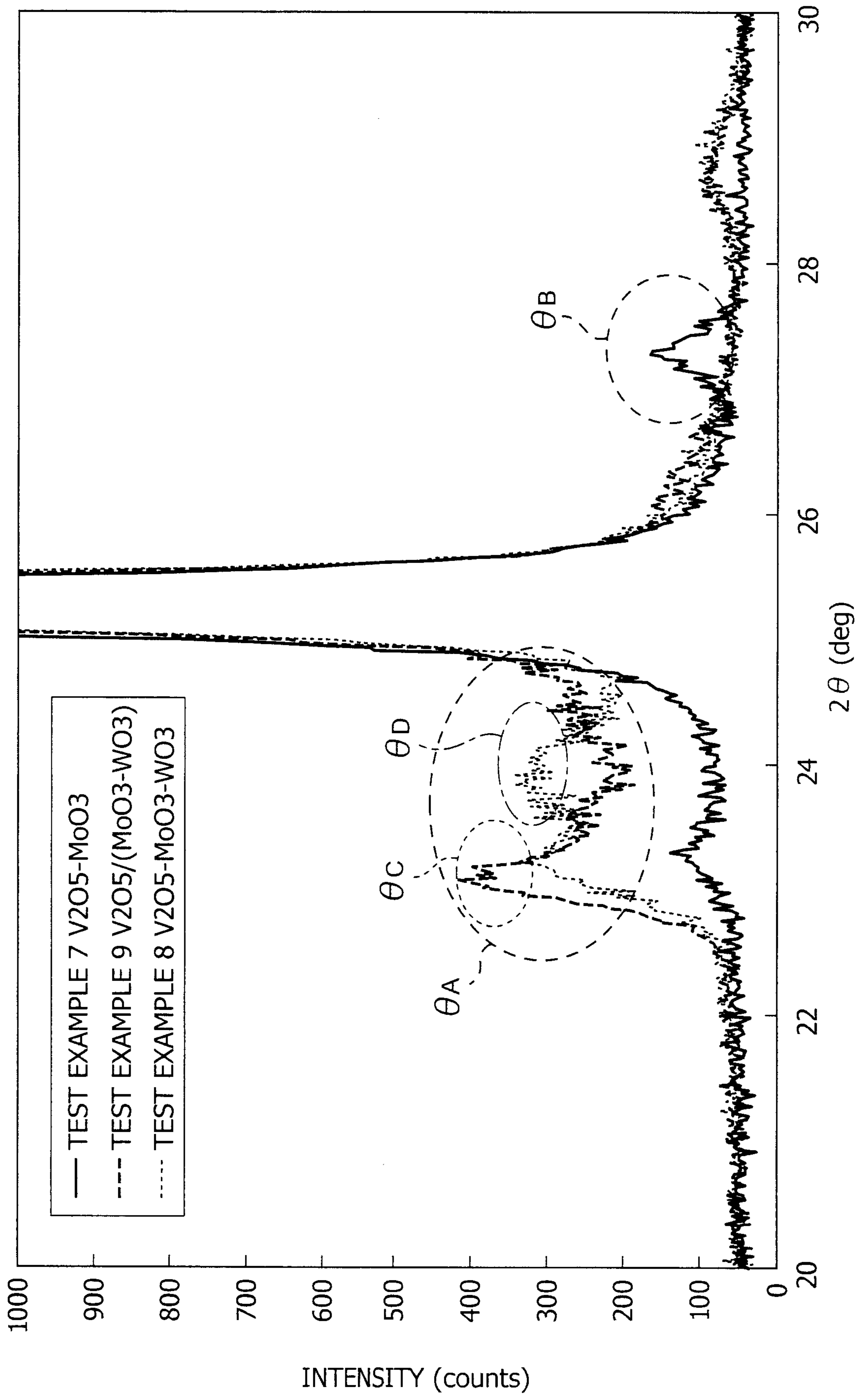


FIG.4

