

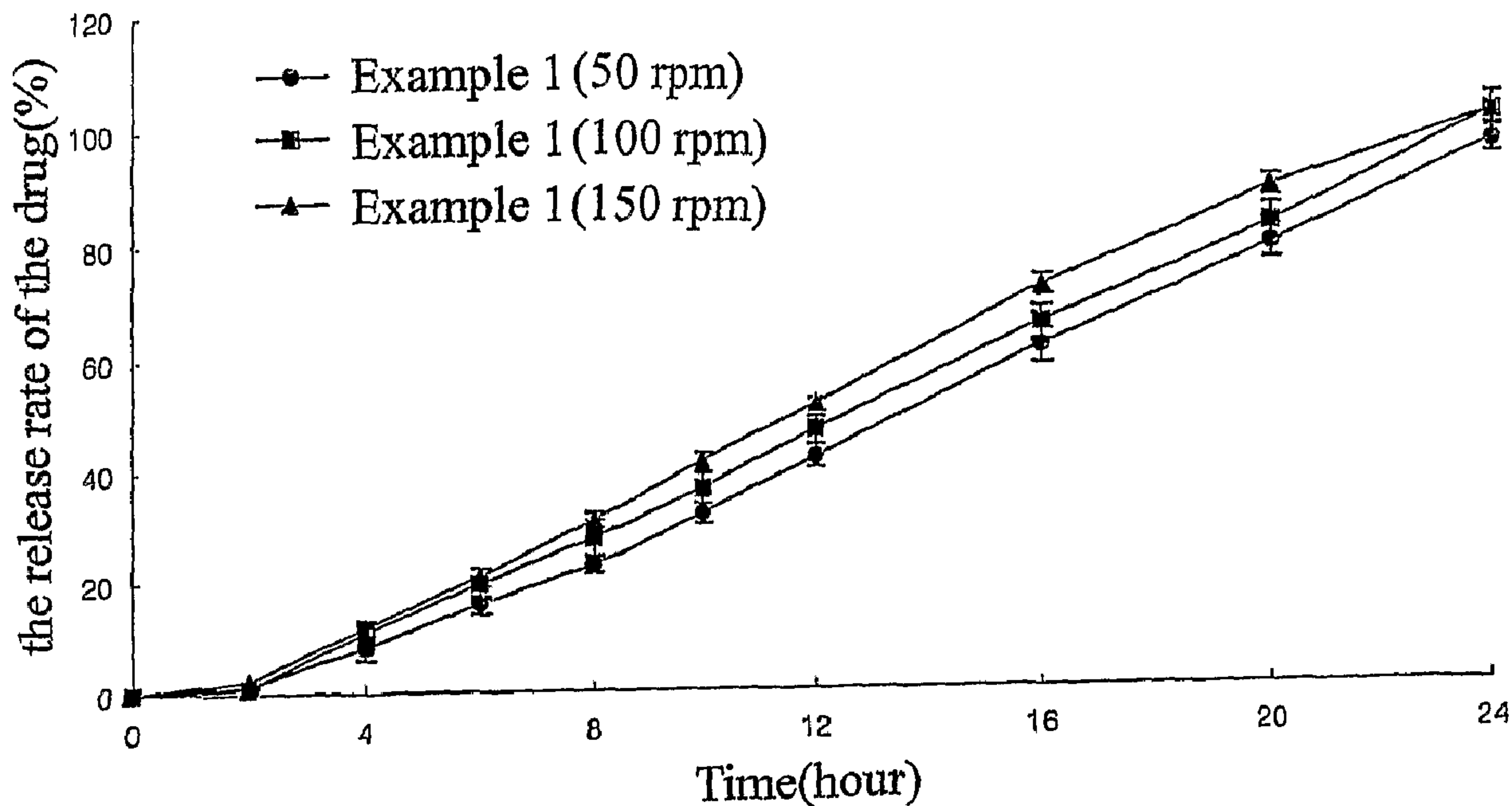


(86) Date de dépôt PCT/PCT Filing Date: 2003/10/23
 (87) Date publication PCT/PCT Publication Date: 2004/05/06
 (45) Date de délivrance/Issue Date: 2009/03/17
 (85) Entrée phase nationale/National Entry: 2005/04/15
 (86) N° demande PCT/PCT Application No.: KR 2003/002241
 (87) N° publication PCT/PCT Publication No.: 2004/037290
 (30) Priorité/Priority: 2002/10/23 (KR10-2002-0064940)

(51) Cl.Int./Int.Cl. *A61K 9/22* (2006.01),
A61K 31/366 (2006.01), *A61K 31/4422* (2006.01),
A61K 31/64 (2006.01), *A61K 47/36* (2006.01),
A61K 9/00 (2006.01), *A61P 9/12* (2006.01)
 (72) Inventeurs/Inventors:
 WOO, JONG-SOO, KR;
 CHI, MOON-HYUK, KR
 (73) Propriétaire/Owner:
 HANMI PHARM. CO., LTD., KR
 (74) Agent: CASSAN MACLEAN

(54) Titre : COMPOSITION A LIBERATION PROLONGEE DESTINEE A UNE ADMINISTRATION ORALE DE
 MEDICAMENTS

(54) Title: SUSTAINED RELEASE COMPOSITION FOR ORAL ADMINISTRATION OF DRUGS



(57) **Abrégé/Abstract:**

A sustained-release composition for oral administration of a drug, comprising the drug, a mixture of sodium alginate and xanthan gum as a carrier for sustained release and a mixture of hydroxypropyl methylcellulose and propylene glycol alginate as a gel hydration accelerator, which is capable of maintaining a constant drug level in blood for 24 hours or more owing to the fact that the drug release rate follows zero order kinetics and does not significantly vary with the degree of gastrointestinal motility due to rapid gel hydration without forming a non-gelated core.

(12) INTERNATIONAL APPLICATION PUBLISHED UNDER THE PATENT COOPERATION TREATY (PCT)

(19) World Intellectual Property
Organization
International Bureau



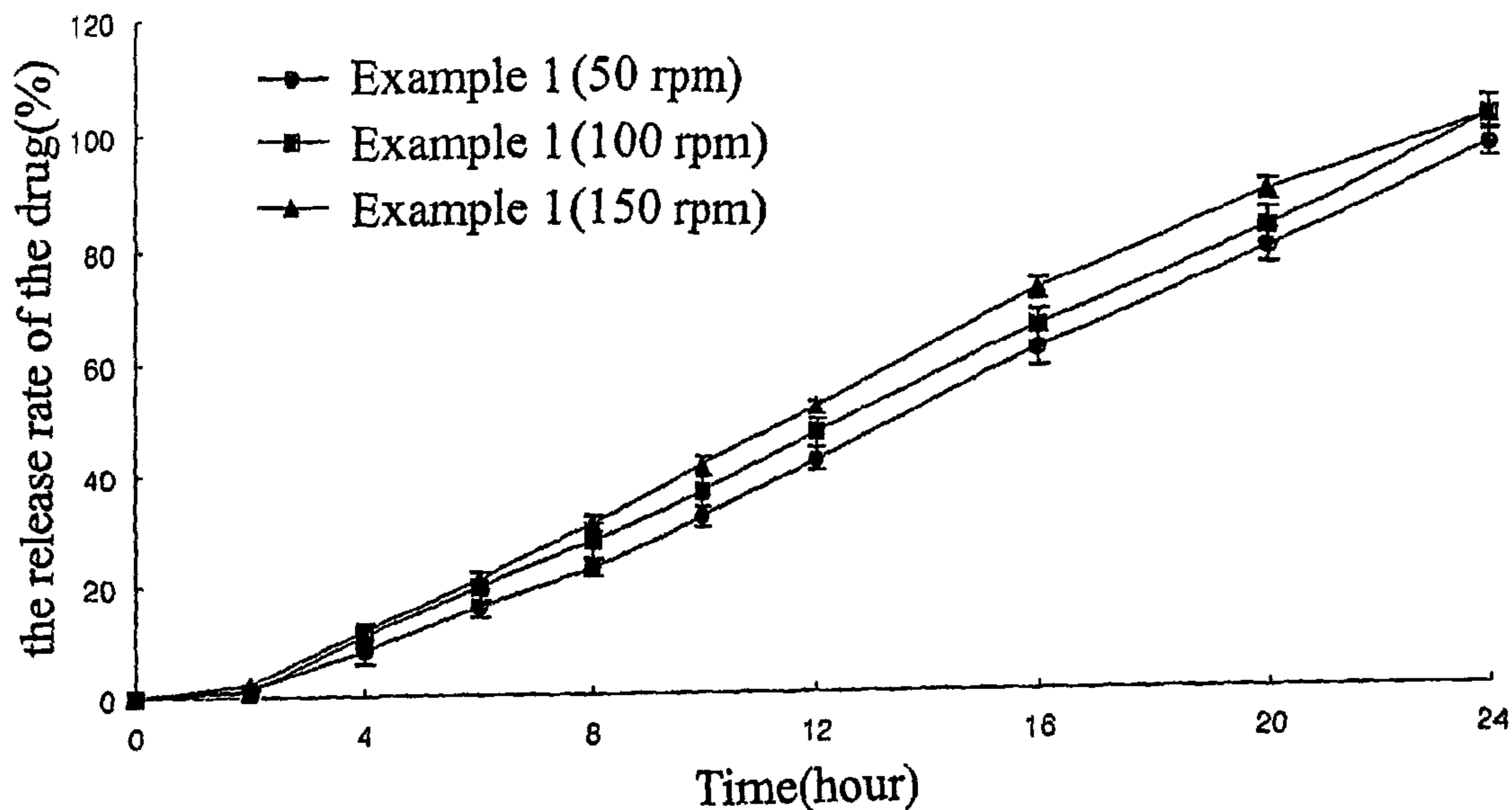
(43) International Publication Date
6 May 2004 (06.05.2004)

PCT

(10) International Publication Number
WO 2004/037290 A1

- (51) International Patent Classification⁷: **A61K 47/00** (74) Agent: **JANG, Seong Ku**; 17th Fl., KEC Building, #275-7, Yangjae-dong, Seocho-ku, 137-130 Seoul (KR).
- (21) International Application Number: PCT/KR2003/002241 (81) Designated States (*national*): AE, AG, AL, AM, AT, AU, AZ, BA, BB, BG, BR, BY, BZ, CA, CH, CN, CO, CR, CU, CZ, DE, DK, DM, DZ, EC, EE, EG, ES, FI, GB, GD, GE, GH, GM, HR, HU, ID, IL, IN, IS, KE, KG, KP, KZ, LC, LK, LR, LS, LT, LU, LV, MA, MD, MG, MK, MN, MW, MX, MZ, NI, NO, NZ, OM, PG, PH, PL, PT, RO, RU, SC, SD, SE, SG, SK, SL, SY, TJ, TM, TN, TR, TT, TZ, UA, UG, UZ, VC, VN, YU, ZA, ZM, ZW.
- (22) International Filing Date: 23 October 2003 (23.10.2003)
- (25) Filing Language: English
- (26) Publication Language: English
- (30) Priority Data: 10-2002-0064940 23 October 2002 (23.10.2002) KR (84) Designated States (*regional*): ARIPO patent (GH, GM, KE, LS, MW, MZ, SD, SL, SZ, TZ, UG, ZM, ZW), Eurasian patent (AM, AZ, BY, KG, KZ, MD, RU, TJ, TM), OAPI patent (BF, BJ, CF, CG, CI, CM, GA, GN, GQ, GW, ML, MR, NE, SN, TD, TG).
- (71) Applicant: **HANMI PHARM. CO., LTD.** [KR/KR]; #893-5, Hajeo-ri, Paltan-myeon, Hwaseong-gun, 445-910 Kyungki-do (KR).
- (72) Inventors: **WOO, Jong-Soo**; Cheoncheonjugong Apt. 118-203, #333, Cheoncheon-dong, Jangan-gu, 440-330 Suwon-si, Kyungki-do (KR). **CHI, Moon-Hyuk**; 201, #290-60, Kosaik-dong, Kwonsun-gu, 441-360 Suwon-si, Kyungki-do (KR).
- Published:**
— with international search report
- For two-letter codes and other abbreviations, refer to the "Guidance Notes on Codes and Abbreviations" appearing at the beginning of each regular issue of the PCT Gazette.

(54) Title: SUSTAINED RELEASE COMPOSITION FOR ORAL ADMINISTRATION OF DRUGS



(57) Abstract: A sustained-release composition for oral administration of a drug, comprising the drug, a mixture of sodium alginate and xanthan gum as a carrier for sustained release and a mixture of hydroxypropyl methylcellulose and propylene glycol alginate as a gel hydration accelerator, which is capable of maintaining a constant drug level in blood for 24 hours or more owing to the fact that the drug release rate follows zero order kinetics and does not significantly vary with the degree of gastrointestinal motility due to rapid gel hydration without forming a non-gelated core.

WO 2004/037290 A1

SUSTAINED RELEASE COMPOSITION FOR ORAL ADMINISTRATION OF DRUGS

Field of the Invention

5

The present invention relates to a sustained-release composition for oral administration of a drug, comprising the drug, a carrier for sustained release of the drug and a gel hydration accelerator, which is capable of maintaining a constant drug level in blood for 24 hours or more.

10

Background of the Invention

Once injected, the *in vivo* activity of a drug lasts only a short period of time and, for this reason, repeated administration of the drug is required for a long-term treatment. For example, in order to treat hypertension, drugs such as nifedipine should be administered more than 3 times a day.

Accordingly, there have been numerous efforts to develop a sustained-release formulation which can maintain an effective *in vivo* drug level for more than 24 hours. For instance, Japanese Patent Publication No. 6001716A (1994. 1. 11) discloses a solid dispersion formulation based on a hydroxypropyl methylcellulose matrix, and European Patent Publication No. 521310A(1993. 1. 7), a formulation based on a mixture of hydroxypropyl cellulose and hydroxypropyl methylcellulose which is a water-soluble polymer gelation agent. Further, Japanese Patent Publication No. 62077335A (1987. 4. 9) teaches a gel forming formulation based on carboxyvinyl polymer; Japanese Patent Publication No. 03169814A (1991. 7. 23), a formulation based on a mixture of a water-soluble polymer such as hydroxypropyl cellulose, hydroxypropyl methylcellulose, polyvinyl pyrrolidone and methylcellulose, and a water insoluble polymer such as microcrystal cellulose; and European Patent No. 274176B (1992. 5. 27), a sustained release formulation based on polyvinyl pyrrolidone. However, these formulations have the drawback that a constant rate of drug release cannot be maintained for more than 24 hours due to the formation of a gel membrane on the outer shell of the formulation, leaving a non-gelated core.

Further, U.S. Patent Nos. 4,765,989A, 5,208,037A and 5,019,397A report osmotic release control formulations that exhibit a constant rate of drug release rate following zero order kinetics. However, the

35

manufacturing process of such formulations is very complicated and costly, besides the problem that the drug contained therein is not fully bioavailable (John S Grundy and Robert T. Foster, *Clin. Pharmacokinet*, 30(1): 28-51(1996)).

5 The present inventors have previously reported that a formulation of a drug prepared by using a monoglyceride gel carrier releases the drug at a constant rate that follows zero order kinetics for 24 hours, when brought into contact with a hydrophilic matrix or a water soluble matrix (Korean Patent No. 10-0216624 (1999. 5. 31)). However, this formulation is of an erosion
10 type and has the problem of easy degradation by contractive movements of the gastrointestinals.

Summary of the Invention

15 Accordingly, it is an object of the present invention to provide a sustained release composition for oral administration of a drug, which, upon *in vivo* administration, is capable of releasing the drug at a constant rate following zero order kinetics for 24 hours or more, the rate being affected little by the degree of gastrointestinal motility.

20 In accordance with one aspect of the present invention, there is provided a sustained-release composition for oral administration of a drug, comprising the drug, a carrier for sustained release of the drug and a gel hydration accelerator.

Brief Description of Drawings

25 The above and other objects and features of the present invention will become apparent from the following description of the invention taken in conjunction with the following accompanying drawings, which
30 respectively show:

 Figs. 1A and 1B : the time-dependent changes in the amount of the drug released *in vitro* (A: the formulation of the present invention; and B: the formulation of Korean Patent No. 10-0216624);

35 Fig. 2 : the time-dependent changes in the amount of the drug released *in vitro* by the formulation of the present invention;

 Figs. 3A and 3B : dependencies of the drug release rate and the drug

release lag time on the amount of sodium alginate;

Figs. 4A and 4B : dependencies of the drug release rate and the drug release lag time on the amount of xanthan gum;

5 Figs. 5A and 5B : dependencies of the drug release rate and the drug release lag time on the amount of propylene glycol ester;

Figs. 6A and 6B : the drug release rate changes with the amount of the carrier for sustained release (A: the formulation prepared in Example 18; and B: the formulation prepared in Example 19);

10 Figs. 7A and 7B : the drug release rate changes observed when locust bean gum is added to the carrier (A: the formulation prepared in Example 20; and B: the formulation prepared in Example 21); and

15 Figs. 8A to 8D : the time-dependent changes in the amount of the drug released *in vitro* by the inventive sustained-release formulation as compared with those of comparative formulations (A: Comparative Example 1; B: Comparative Example 2; C: Comparative Example 3; and D: Comparative Example 4).

Detailed Description of the Invention

20 The sustained-release composition for oral administration of the present invention comprises a drug, comprising the drug, a carrier for sustained release of the drug and a gel hydration accelerator.

25 The carrier is preferably a mixture of sodium alginate and xanthan gum, and the gel hydration accelerator, a mixture of hydroxypropyl methylcellulose and propylene glycol alginate.

30 The sustained-release composition of the present invention can maintain a constant drug level in the blood for 24 hours or more owing to the fact that the drug release rate follows zero order kinetics and does not significantly vary with the degree of gastrointestinal motility due to rapid gel hydration without forming a non-gelated core.

The components of the inventive composition are described in detail as follows:

35 (1) Pharmacologically active ingredient (drug)

The pharmacologically active ingredient of the inventive composition is any one of those drugs which are suitable for use in

sustained-release drug formulations. Exemplary drugs include antihypertensive drugs such as nifedipine, doxazocin, amosulralol, felodipine, lercanidipine, lacidipine, nicardipine, fosinopril, imidapril, clizapril, perindopril, lisinopril, losartan, irvesartan and candesartan; drugs for cardiovascular diseases such as isradipine; drugs for hyperlipemia such as lovastatin and simvastatin; non-steroidal anti-inflammatory drugs; drugs for asthma; anti-diabete drugs such as gliclazide, glimepiride and glipizide; calmative; antibiotic; antispasmodic; antispasmodic; and steroids, preferably nifedipine.

10

(2) Carrier for sustained release

The carrier for sustained release of the inventive composition is preferably a mixture of sodium alginate and xanthan gum with a mix ratio (weight by weight) in the range of 1 : 0.1~10, preferably, 1 : 0.2~0.6 to reduce initial burst release and change in the released amount of the drug.

15

Further, in order to enhance the structural integrity of the formulation, the inventive carrier may further comprise locust bean gum, the weight ratio of sodium alginate : xanthan gum : locust bean gum being the range of 1 : 0.2~10 : 0.1~5, preferably, 1 : 1~5 : 0.5~3.

20

(3) Gel hydration accelerator

The gel hydration accelerator used in the present invention plays a critical role in forming a homogenous gelled core without leaving a non-gelated portion when the formulation is brought into contact with an aqueous medium. The gel hydration accelerator of the inventive composition is preferably a mixture of hydroxypropyl methylcellulose and propylene glycol alginate with a mix ratio (weight by weight) in the range of 1 : 0.05~20, preferably, 1 : 0.1~10. The hydroxypropyl methylcellulose used therein preferably has a viscosity ranging from 4,000 to 100,000 cps.

25

In accordance with the composition of the present invention, the weight ratio of the drug : the carrier for sustained release : the gel hydration accelerator is in the range of 1 : 3~30 : 0.1~15, preferably, 1 : 5~25 : 0.5~10.

The pharmaceutical composition of the present invention may be formulated for oral administration. The composition for oral administration may take various forms such as tablet, pill, powder, sachet, elixir, suspension, emulsion, solution, syrup, aerosol, granule, soft and hard gelatin capsule and

30

35

the like, which may contain conventional additives such as a diluent (e.g., lactose, dextrose, sucrose, mannitol, sorbitol, cellulose and/or glycine), a lubricant (e.g., silica, talc, stearic acid or its zinc, magnesium or calcium salt and/or polyethylene glycol). In the tablet form, the composition may further
5 comprise a binder (e.g., magnesium aluminum silicate, starch paste, gelatin, tragacanth, methyl cellulose, sodium carboxymethyl cellulose and/or polyvinylpyrrolidone, hydroxypropyl cellulose and/or kofobidon (Kollidon VA64[®], BASF, Germany) and optionally a disintegrant (e.g., starch, agar and alginic acid or its sodium salt), fizzy water and/or absorbent, colorant, flavor
10 and sweetener.

The compositions may additionally include fillers, preservatives, anti-oxidants, stabilizers, pigments, anti-agglutinating agents, lubricating agents, wetting agents, flavoring agents, emulsifiers and the like.

The inventive pharmaceutical composition may be administered daily.
15 A typical daily dose of the active ingredient ranges from about 0.15 to 2 mg/kg, preferably 0.5 to 1.5 mg/kg, and can be administered in a single dose or in divided doses. However, it should be understood that the amount of the active ingredient actually administered should be determined in light of various relevant factors including the condition to be treated, the chosen route of
20 administration, the age and weight of the individual patient, and the severity of the patient's symptoms; and, therefore, the dosage suggested above should not be construed to limit the scope of the invention in any way.

The following Examples and Test Examples are intended to further
25 illustrate the present invention without limiting its scope.

Further, percentages given below for solid in solid mixture, liquid in liquid, and solid in liquid are on a wt/wt, vol/vol and wt/vol basis, respectively, unless specifically indicated otherwise.

30 Examples 1 to 21: Preparation of Tablet

Nifedipine(Unique Chemicals, India), isradipine(Sun Pharm. India), lovastatin(CKD Pharm. KOREA), glipizide(Sun Pharm. India), sodium alginate(Keltone[®] HVCR, Keltoen[®] LVF, Kelcosol[®], Kelset[®], ISP USA),
35 xanthan gum(Keltrol[®] F, Kelco, USA), Locust bean Gum(Cesagum[®] LN1,LR 200, Cesalpinia, Italy), propylene glycol alginate (Kelcoloid HVF,LVF, ISP, USA), hydroxypropyl methylcellulose (Meltose 90SH, 4,000SR, 100,000SR,

Shin-Etsu, Japan) and kofovidone (Kollidon VA64, BASF, Germany) were mixed as shown in Table 1 for 30 minutes, magnesium stearate and light anhydrous silicic acid (finer than mesh 30) were added thereto, and mixed for 5 minutes. Then, the resulting mixture was tableted under the common presser
5 in accordance with the tablet preparation method to obtain a tablet preparation.

Table 1

	The drug		Sodium alginate	Xanthan gum	Locust bean gum	Propyleneglycol alginate	Hydroxypropyl methylcellulose		Kopobidone	Light anhydrous silicic acid	Magnesium stearate
	The kinds	The amount					The viscosity (cps)	The amount			
1	Nifedipine	33	500	125	-	10	100,000	45	25	7	2
2	Nifedipine	33	400	100	-	20	4,000	40	10	7	2
3	isradipine	10	300	100	-	5	100,000	30	20	5	2
4	lovastatin	60	550	140	-	5	100,000	40	30	7	2
5	glipizide	10	400	50	-	5	100,000	40	25	7	2
6	Nifedipine	33	300	50	-	10	100,000	45	25	7	2
7	Nifedipine	33	325	50	-	10	100,000	45	25	7	2
8	Nifedipine	33	350	50	-	10	100,000	45	25	7	2
9	Nifedipine	33	375	50	-	10	100,000	45	25	7	2
10	Nifedipine	33	400	50	-	10	100,000	45	25	7	2
11	Nifedipine	33	450	50	-	10	100,000	45	25	7	2

Continued

	The drug		Sodium alginate	Xanthan gum	Locust bean gum	Propyleneglycol alginate	Hydroxypropyl methylcellulose		Kopobidone	Light anhydrous silicic acid	Magnesium stearate
	The kinds	The amount					The viscosity (cps)	The amount			
12	Nifedipine	33	350	100	-	10	100,000	45	25	7	2
13	Nifedipine	33	350	125	-	10	100,000	45	25	7	2
14	Nifedipine	33	350	200	-	10	100,000	45	25	7	2
15	Nifedipine	33	375	75	-	25	100,000	45	25	7	2
16	Nifedipine	33	375	50	-	50	100,000	45	25	7	2
17	Nifedipine	33	375	75	-	75	100,000	45	25	7	2
18	Nifedipine	33	455.2	113.8	-	9.1	100,000	41	22.8	6.4	1.8
19	Nifedipine	33	420.2	105	-	8.4	100,000	37.8	21	5.9	1.7
20	Nifedipine	33	60	180	60	125	100,000	25	25	10	2
21	Nifedipine	33	60	180	60	140.0	100,000	25	25	10	2

Comparative Examples 1 to 4: Preparation of Tablet

Comparative tablets were prepared by the procedure of Example 1 except that the ingredients listed in Table 2 were employed:

Table 2

	The drug		Sodium alginate	Xanthan gum	Locust bean gum	Propyleneglycol alginate	Hydroxypropyl methylcellulose		Kopobidone	Light anhydrous silicic acid	Magnesium stearate
	The kinds	The amount					The viscosity (cps)	The amount			
1	Nifedipine	33	60	180	60	-	100,000	-	25	10	2
2	Nifedipine	10	10	200	90	100	100,000	100	25	10	2
3	Nifedipine	33	30	450	-	125	100,000	25	25	10	2
4	Nifedipine	33	60	180	60	150	100,000	5	25	10	2

Test Example 1: *In vitro* Release-Test

The tablet prepared in Example 1 and the formulation described according to Korean Patent No. 10-0216624 were subjected to *in vitro* release-test in accordance with the release-test method described in Korea pharmacopoeia (the paddle method). The amount of released nifedipine from each of the tablets during the *in vitro* release-test conducted under the following conditions was measured by liquid chromatography. In order to avoid the drug degradation, the above tests were carried out at a long wavelength ($\lambda > 420$ nm)

10

- release-test system: Erweka DT 80

- release solution: the first release-test using 500 ml of artificial gastric juice (pH 1.2) for 2 hours and the secondary release-test using 400 ml of 0.235 M Na_2HPO_4 containing 2.25% sodium lauryl sulfate(SLS) for 22 hours (a total release solution : pH 6.8, 1% SLS)

15

- temperature of release solution: 37 ± 0.5 °C

- rotation rate: 50, 100 and 150 rpm

- column: μ -Bondapak C_{18} [®] (Waters)

- mobile phase: acetonitrile : water (55:45 v/v)

20

- flow rate: 1.2 ml/min.

- detector: ultraviolet spectrophotometer (350 nm)

- injection volume: 20 μl

- calculation of released amount: cumulative release amount

25

The time-dependent changes in the amount of nifedipine released are shown in Fig. 1(A: the formulation of the present invention and B: the formulation of Korea Patent No. 10-0216624). As shown in Fig. 1, the time-dependent changes in the *in vitro* release pattern of the inventive formulation differ from that of the formulation of Korea Patent No. 10-0216624, exhibiting a steady release pattern which does not vary significantly with the degree of gastrointestinal motility.

30

Test Example 2: *In vitro* Release-Test

35

An *in vitro* release-test was conducted by employing the formulation prepared in Example 1 in accordance with the method of Test Example 1. The result in Fig. 2 shows that the lovastatin formulation releases the drug at

a constant release rate following zero order kinetics for 24 hours.

Test Example 3: *In vitro* Release-Test

5 In order to examine whether the release rate of the drug depends on
the amount of sodium alginate of the carrier, an *in vitro* release-test was
conducted by employing the formulations prepared in Examples 6 to 11 in
accordance with the method of Test Example 1. The result in Fig. 3(A: the
10 release rate of the drug and B: the release lag time of the drug) shows that
the release rate of the drug becomes proportionally slower and the release lag
time of the drug, longer, with the amount of sodium alginate.

Test Example 4: *In vitro* Release-Test

15 Also, in order to examine whether the release rate of the drug
depends on the amount of xanthan gum of the carrier, an *in vitro* release-test
was conducted by employing the formulations prepared in Examples 12 to
14 in accordance with the method of Test Example 1. The result in Fig. 4
(A: the release rate of the drug and B: the release lag time of the drug) shows
20 that the release rate of the drug becomes proportionally slower, and the
release lag time of the drug, longer, with the amount of xanthan gum.

Test Example 5: *In vitro* Release-Test

25 In order to examine whether the release rate of the drug depends on
the amount of propyleneglycol alginate of the gel hydration accelerator, an *in*
vitro release-test was conducted by employing the formulations prepared in
Examples 15 to 17 in accordance with the method of Test Example 1. The
result in Fig. 5 (A: the release rate of the drug and B: the release lag time of
30 the drug) shows that the release rate of the drug becomes proportionally
higher, and the release lag time of the drug, shorter, with the amount of
propyleneglycol alginate.

Test Example 6: *In vitro* Release-Test

35

In order to examine whether the release rate of the drug depends on
the amount of the carrier, an *in vitro* release-test was conducted by

employing the formulations prepared in Examples 18 and 19 in accordance with the method of Test Example 1. The result in Figs. 6A and 6B (A: the formulation of Example 18 and B: the formulation of Example 19) shows that the release rate of the drug follows zero order kinetics which does not depend on the amount of the carrier. That is, the formulations release the drug more or less at a constant rate when the mix ratio of the compounds of the carrier is unchanged.

Test Example 7: *In vitro* Release-Test

10

In order to examine whether the release rate of the drug changes when locust bean gum is added to the carrier, an *in vitro* release-test was conducted by employing the formulations prepared in Examples 20 and 21 in accordance with the method of Test Example 1. The result in Figs. 7A and 7B (A: the formulation of Example 20 and B: the formulation of Example 21) shows that the formulation using a mixture of sodium alginate, xanthan gum and locust bean gum as the carrier has an excellent sustained release.

15

Test Example 8: *In vitro* Release-Test and Measurement of the Formation Rate of Non-Gelated Core and Gelated Core

20

In order to compare the release rates of the inventive and other formulations, an *in vitro* release-test was conducted by employing the formulations prepared in Example 20 and Comparative Examples 1 to 4 in accordance with the method of Test Example 1. The result in Figs. 8A to 8D (A: Comparative Example 1; B: Comparative Example 2; C: Comparative Example 3; and D: Comparative Example 4) shows that the time-dependent changes in the *in vitro* release pattern of the formulations prepared in Comparative Examples 1 to 4 differ from that of the inventive formulation. That is, the comparative formulations failed to exhibit zero order kinetics.

25

30

Further, at day 4 of the test, sections of the tablets were examined to determine the extents of gelated core and non-gelated core in accordance with the method of K. N. Park et al. (*Controlled Drug Delivery*, 18-23(2000)). The results are shown in Table 3.

35

Table 3

	Non-gelated core	Gelated core	Gelated core /Non-gelated core
Example 20	0.09 ±0.04cm	0.73 ±0.03cm	8.11 ±0.45
Comparative Example 1	0.39 ±0.03cm	0.36 ±0.04cm	0.92 ±0.13
Comparative Example 2	0.30 ±0.03cm	0.54 ±0.02cm	1.85 ±0.14
Comparative Example 3	0.32 ±0.02cm	0.46 ±0.03cm	1.44 ±0.05
Comparative Example 4	0.20 ±0.01cm	0.54 ±0.03cm	2.72 ±0.14

As shown in Table 3, the extent of core gelation is much more
 5 extensive for the inventive formulation than the formulations prepared in
 Comparative Examples 1 to 4.

While the invention has been described with respect to the above
 specific embodiments, it should be recognized that various modifications and
 10 changes may be made and also fall within the scope of the invention as
 defined by the claims that follow.

What is claimed is:

1. A sustained-release composition for oral administration of a drug, comprising the drug, a carrier for sustained release of the drug and a gel hydration accelerator, wherein the weight ratio of the drug : the carrier for sustained release of the drug: the gel hydration accelerator is in the range of 1 : 3~30 : 0.1~15; the carrier is a mixture of sodium alginate and xanthan gum having a weight ratio of 1 : 0.1~10; and the gel hydration accelerator is a mixture of hydroxypropyl methylcellulose and propylene glycol alginate having a weight ratio of 1 : 0.05~20.
2. The composition of claim 1, wherein the carrier further comprises locust bean gum as the carrier for sustained release of the drug.
3. The composition of claim 2, wherein the weight ratio of sodium alginate : xanthan gum : locust bean gum is in the range of 1 : 0.2~10 : 0.1~5.
4. The composition of claim 1, wherein the drug is selected from the group consisting of antihypertensive drugs, drugs for cardiovascular diseases, drugs for hyperlipemia, non-steroidal anti-inflammatory drugs, drugs for asthma, anti-diabete drugs, calmative, antibiotic, antispasmodic, steroids and a mixture thereof.
5. The composition of claim 1, wherein the drug is selected from the group consisting of nifedipine, isradipine, lovastatin and glipizide.

AMENDED SHEET (ART. 34)

1/9

FIG. 1A

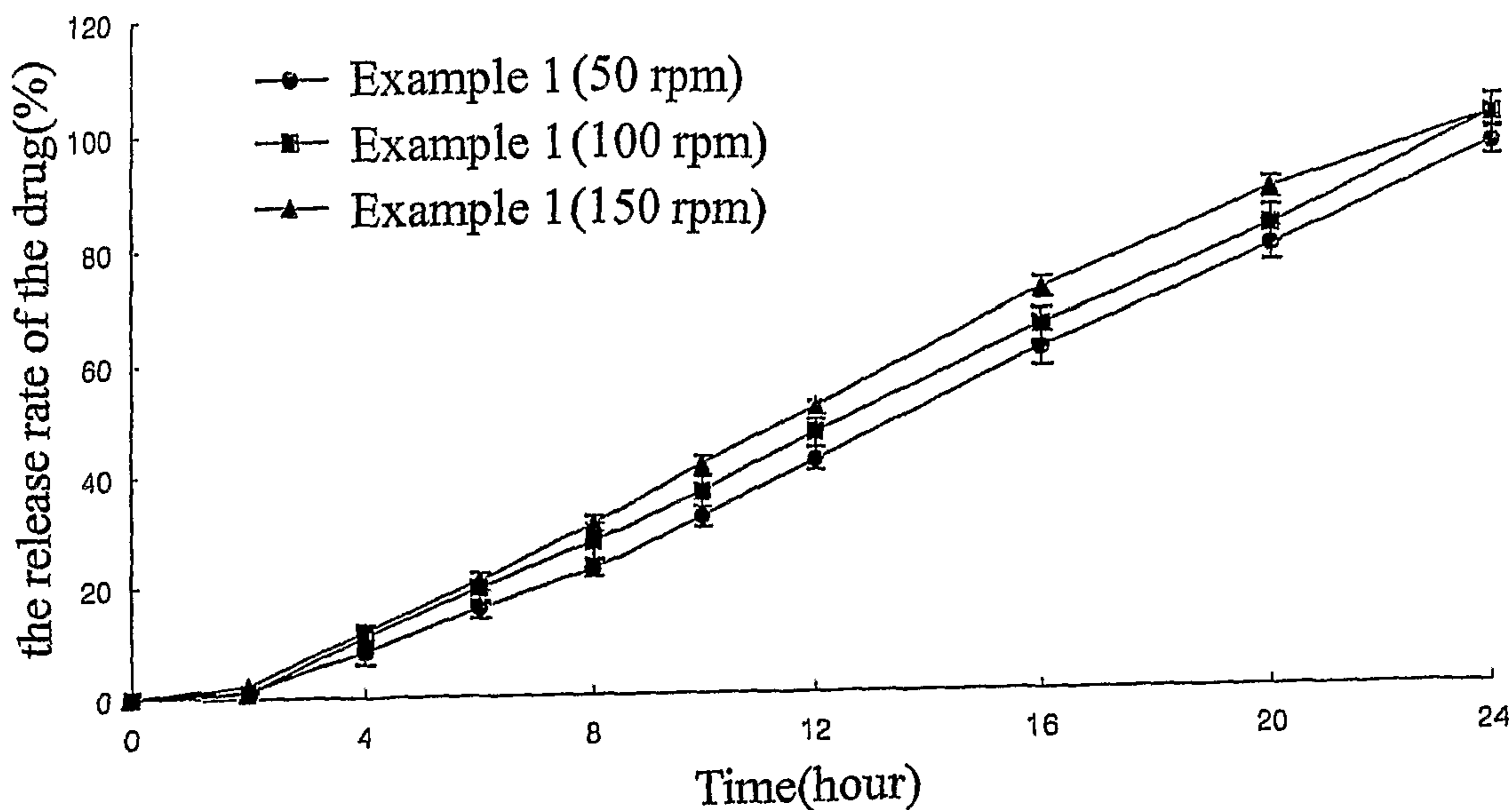
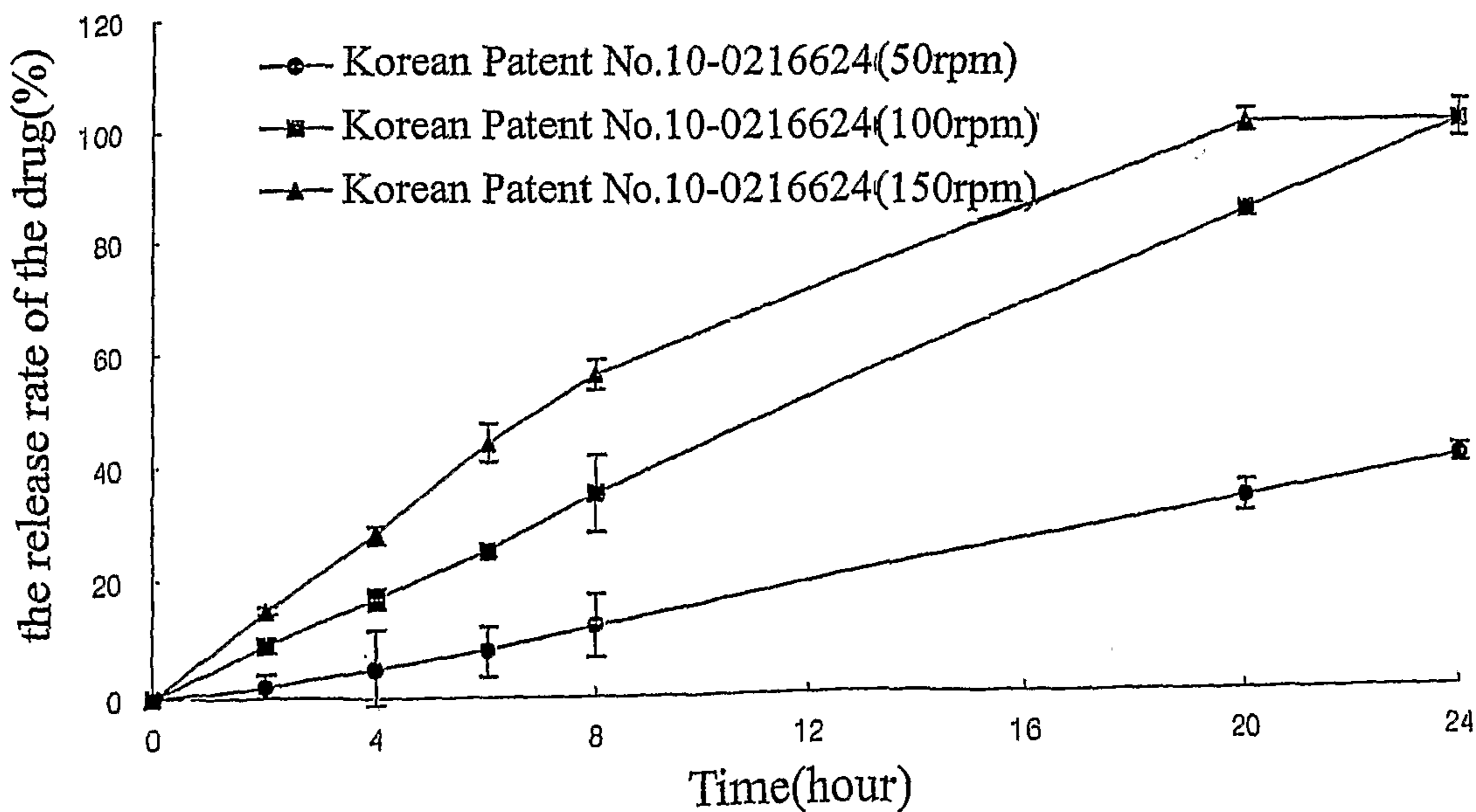


FIG. 1B



2/9
FIG. 2

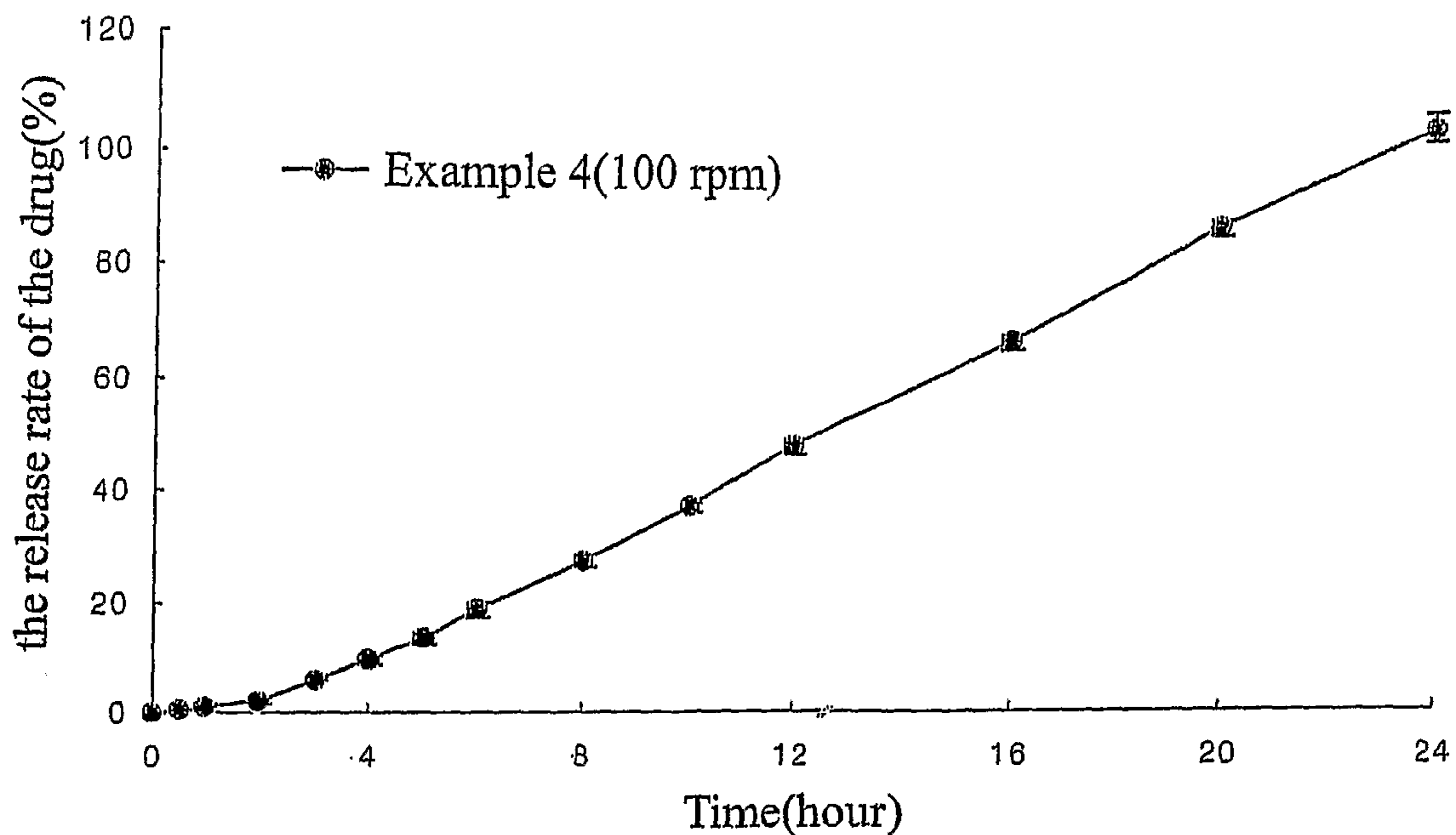
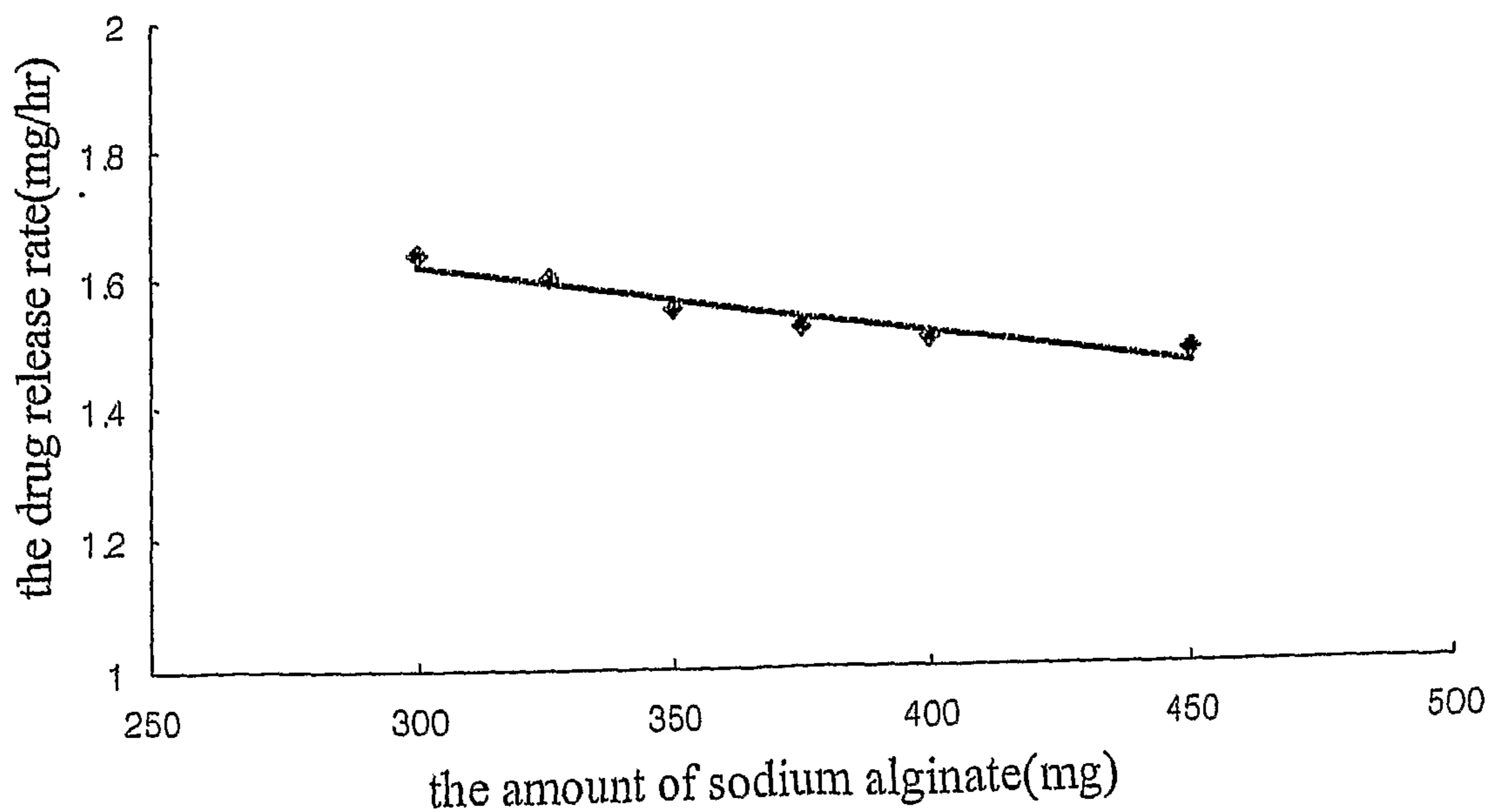


FIG. 3A



3/9

FIG. 3B

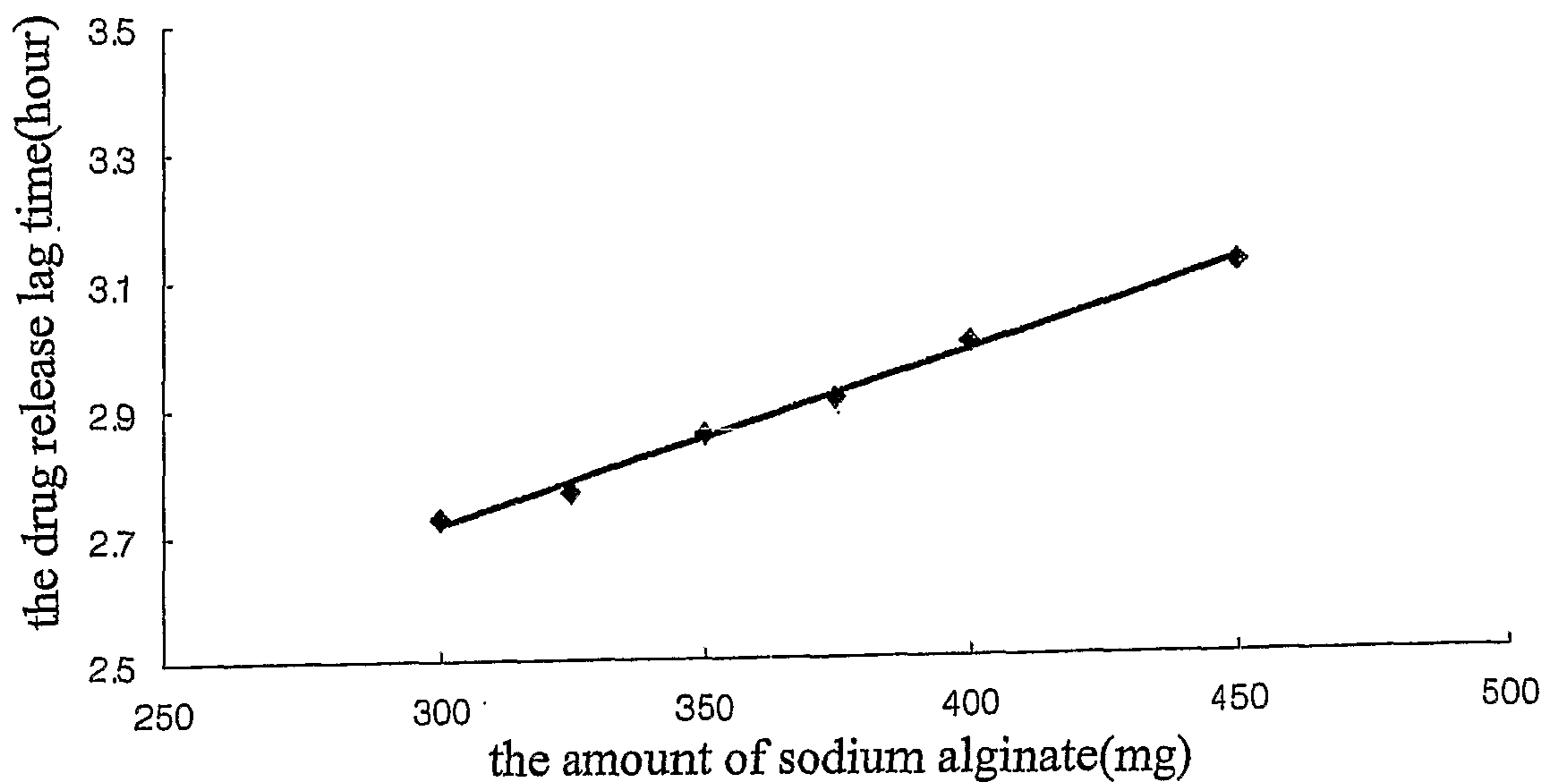
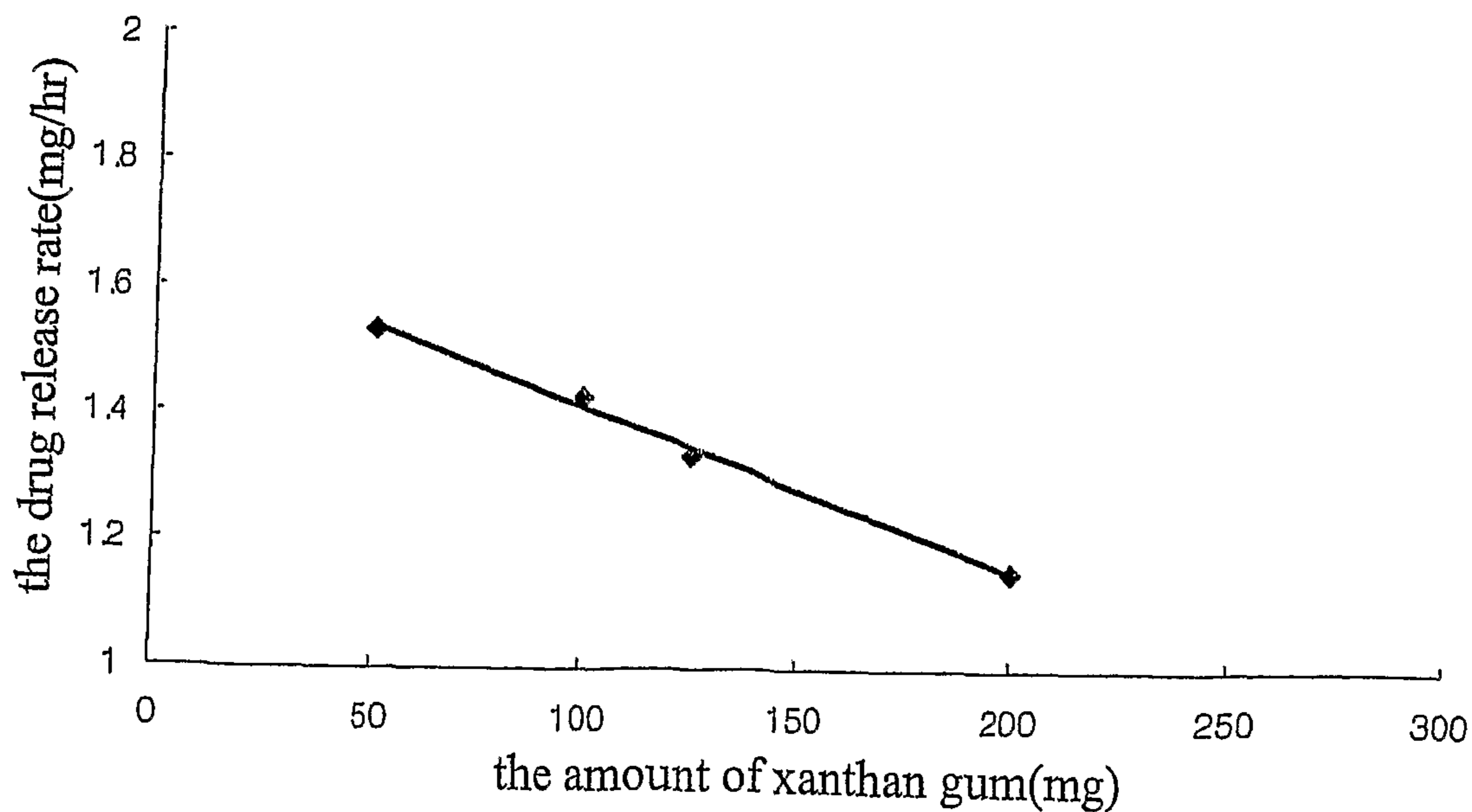
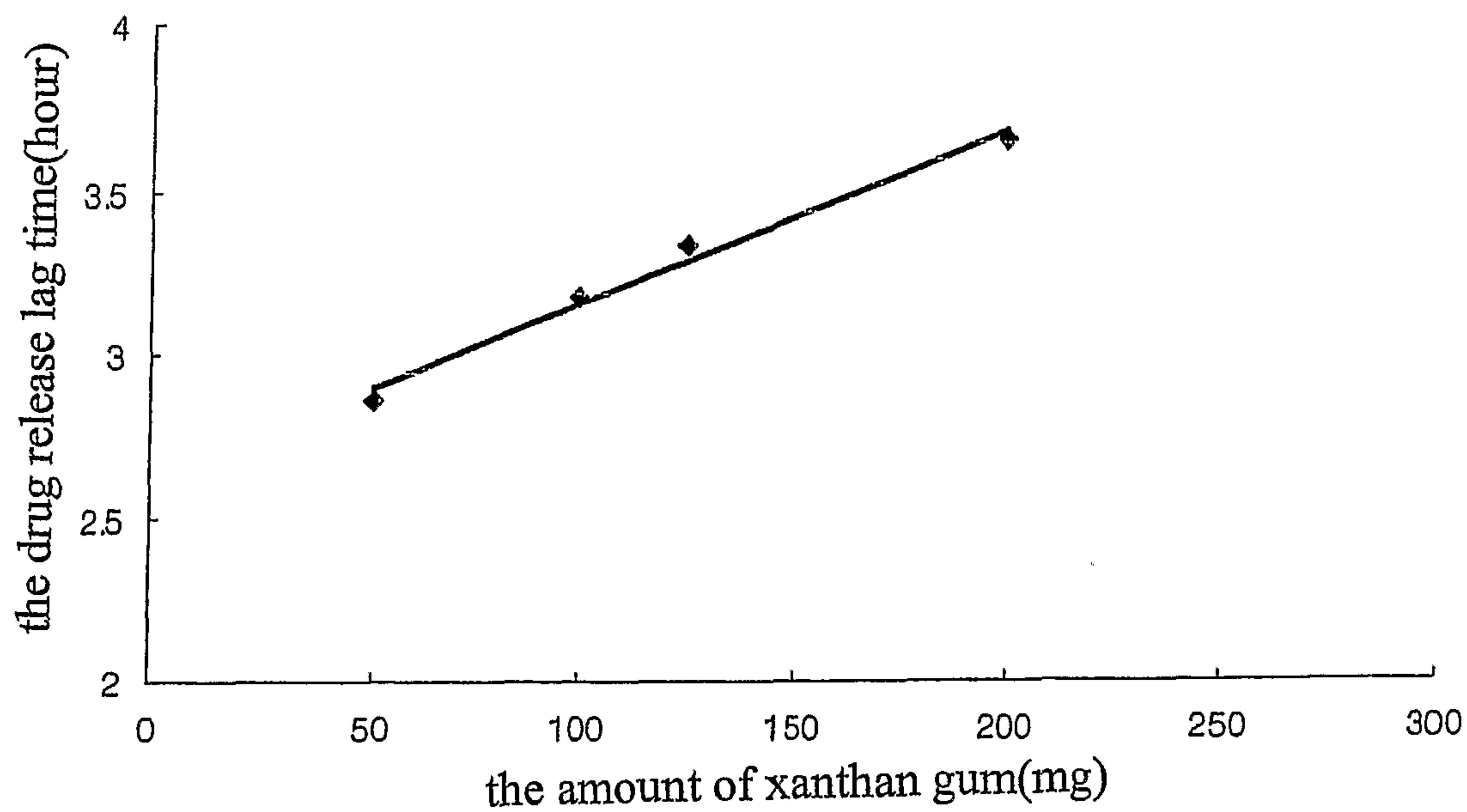
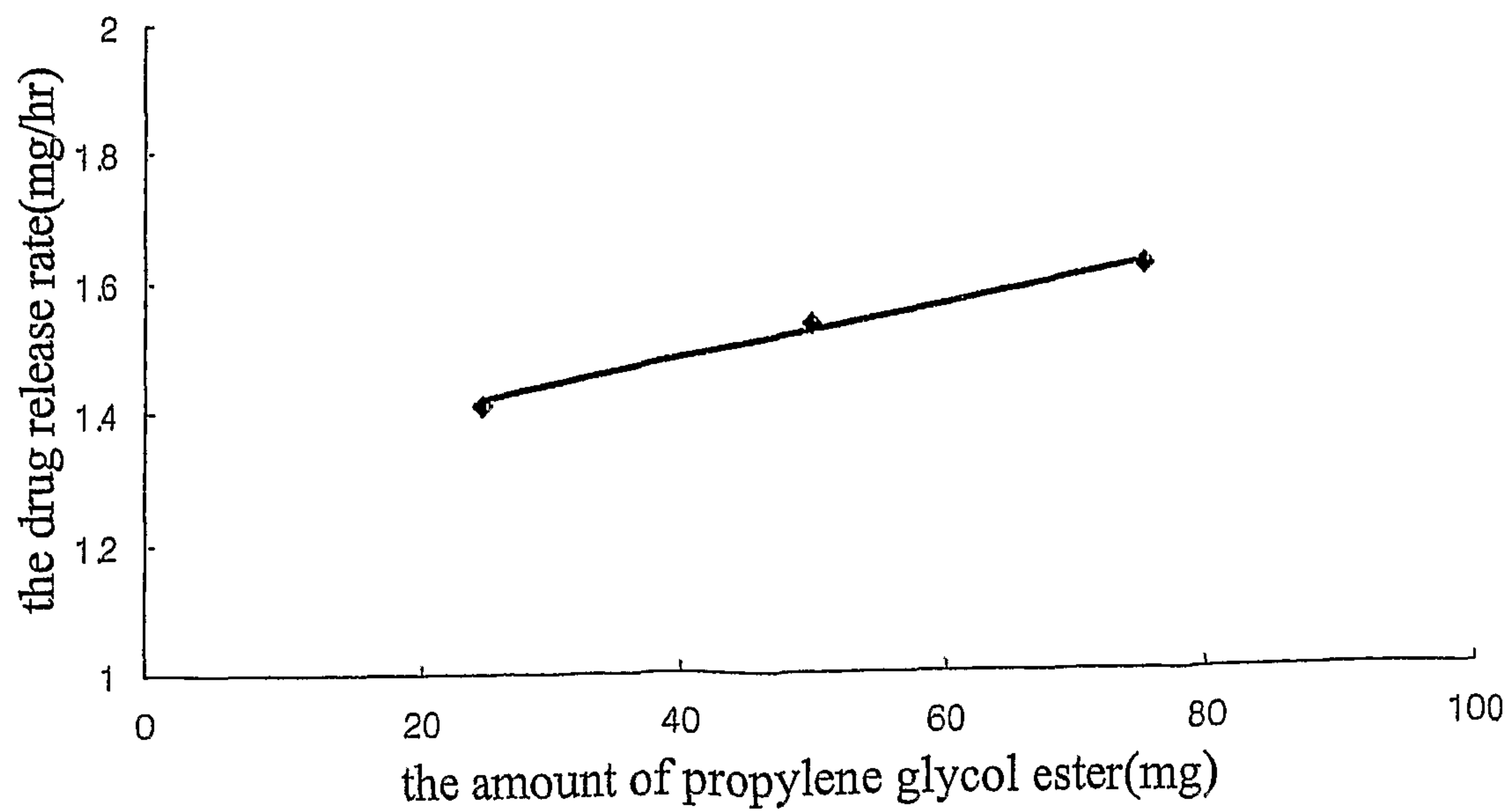


FIG. 4A



4/9

FIG. 4B**FIG. 5A**

5/9

FIG. 5B

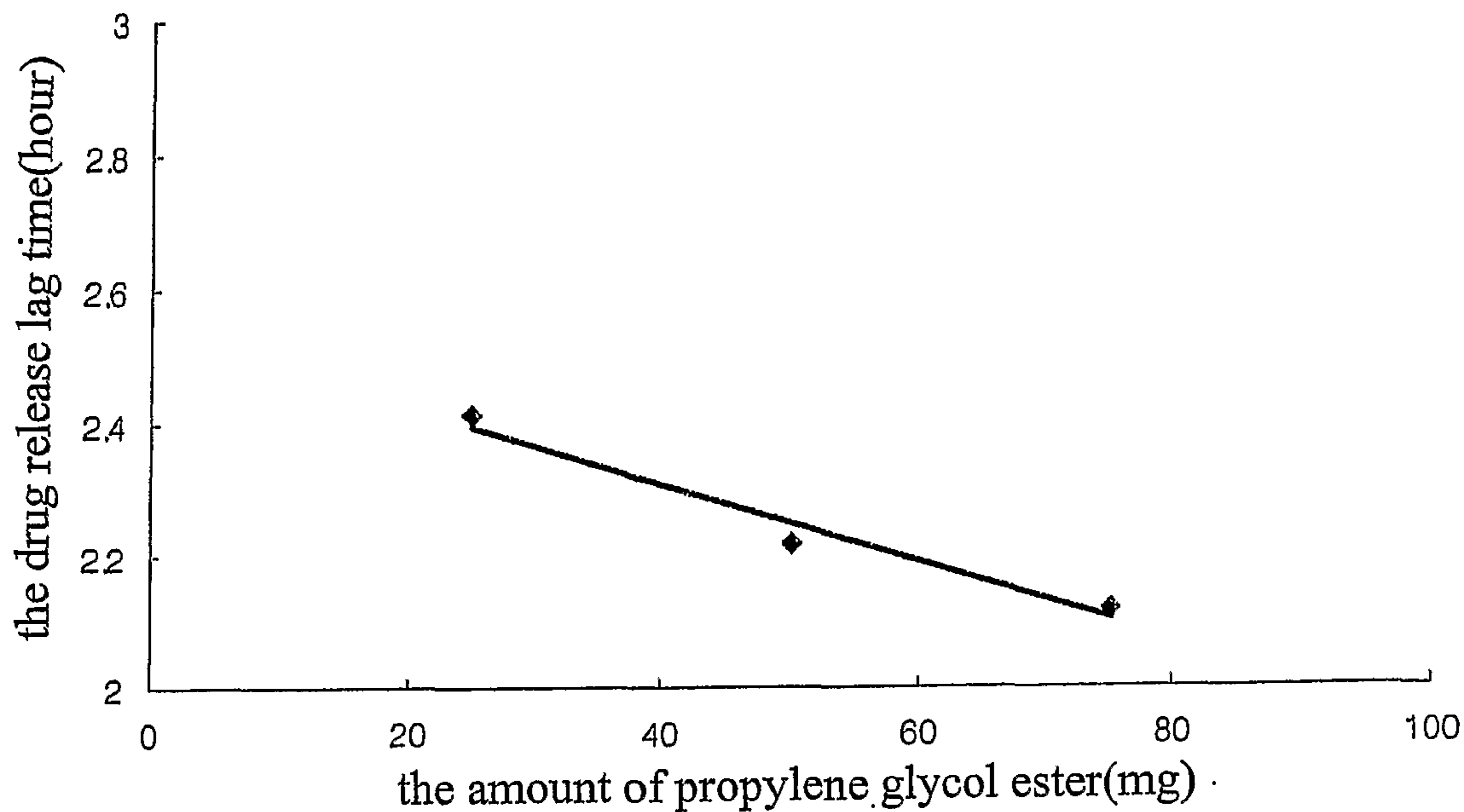
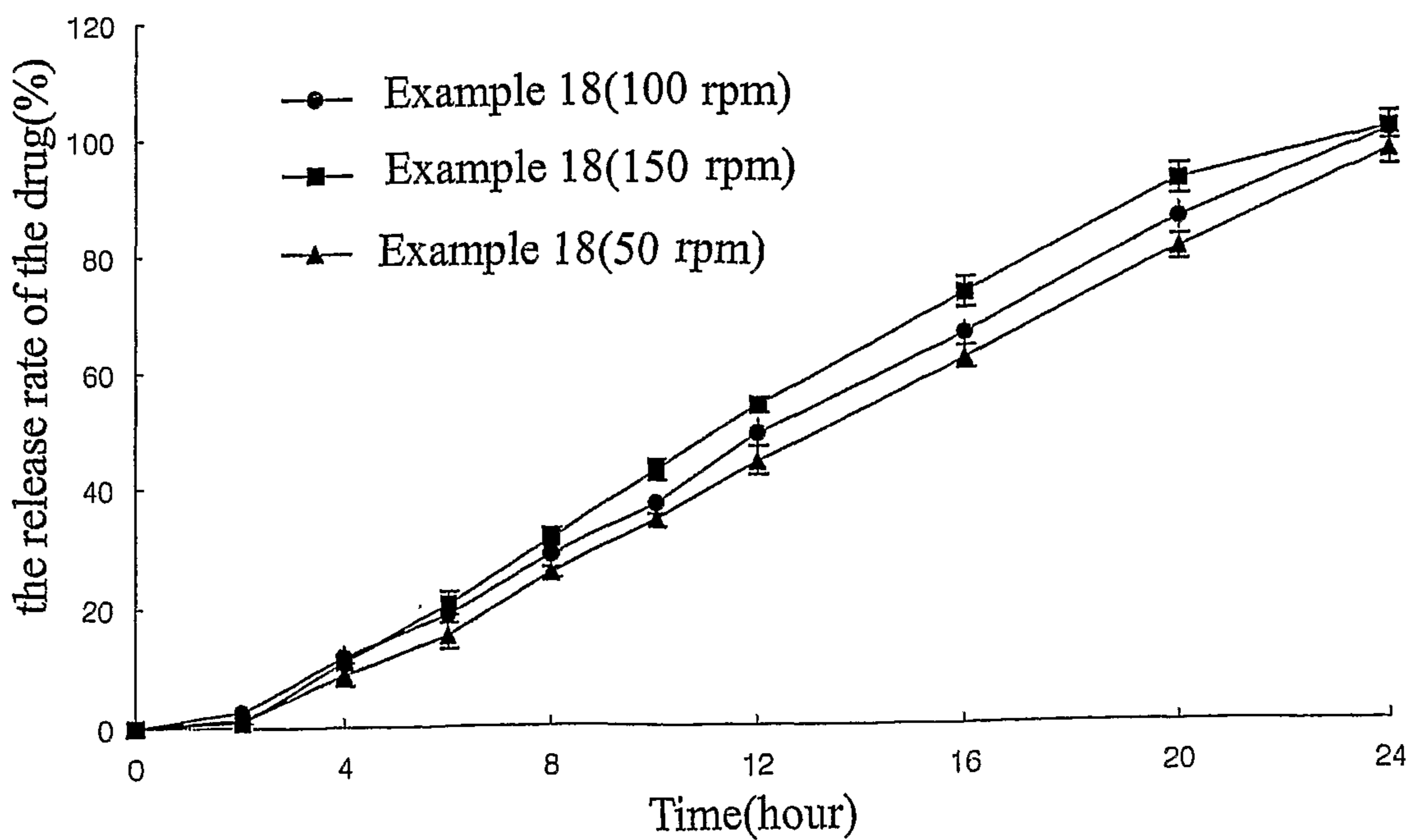


FIG. 6A



6/9

FIG. 6B

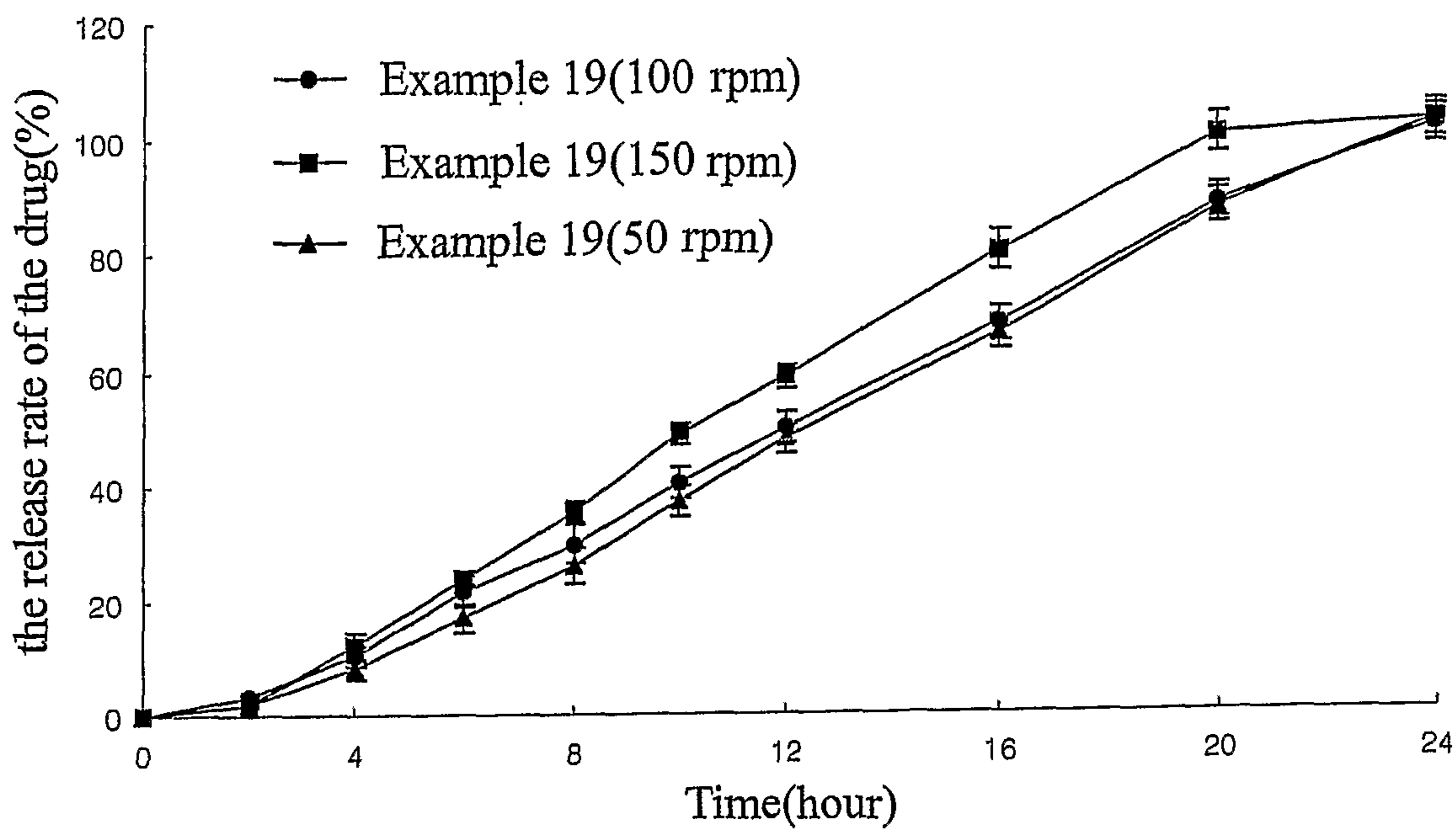
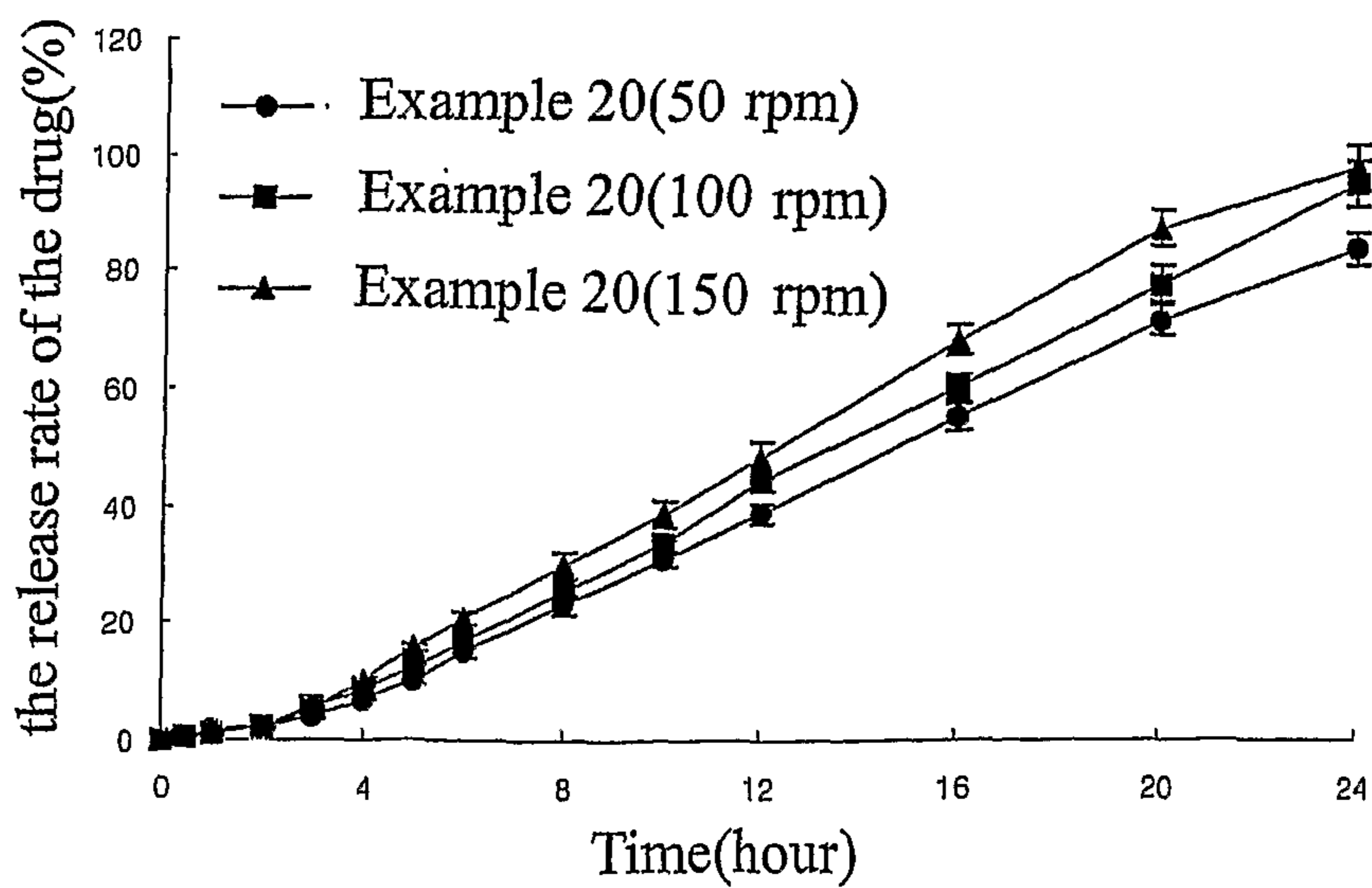


FIG. 7A



7/9

FIG. 7B

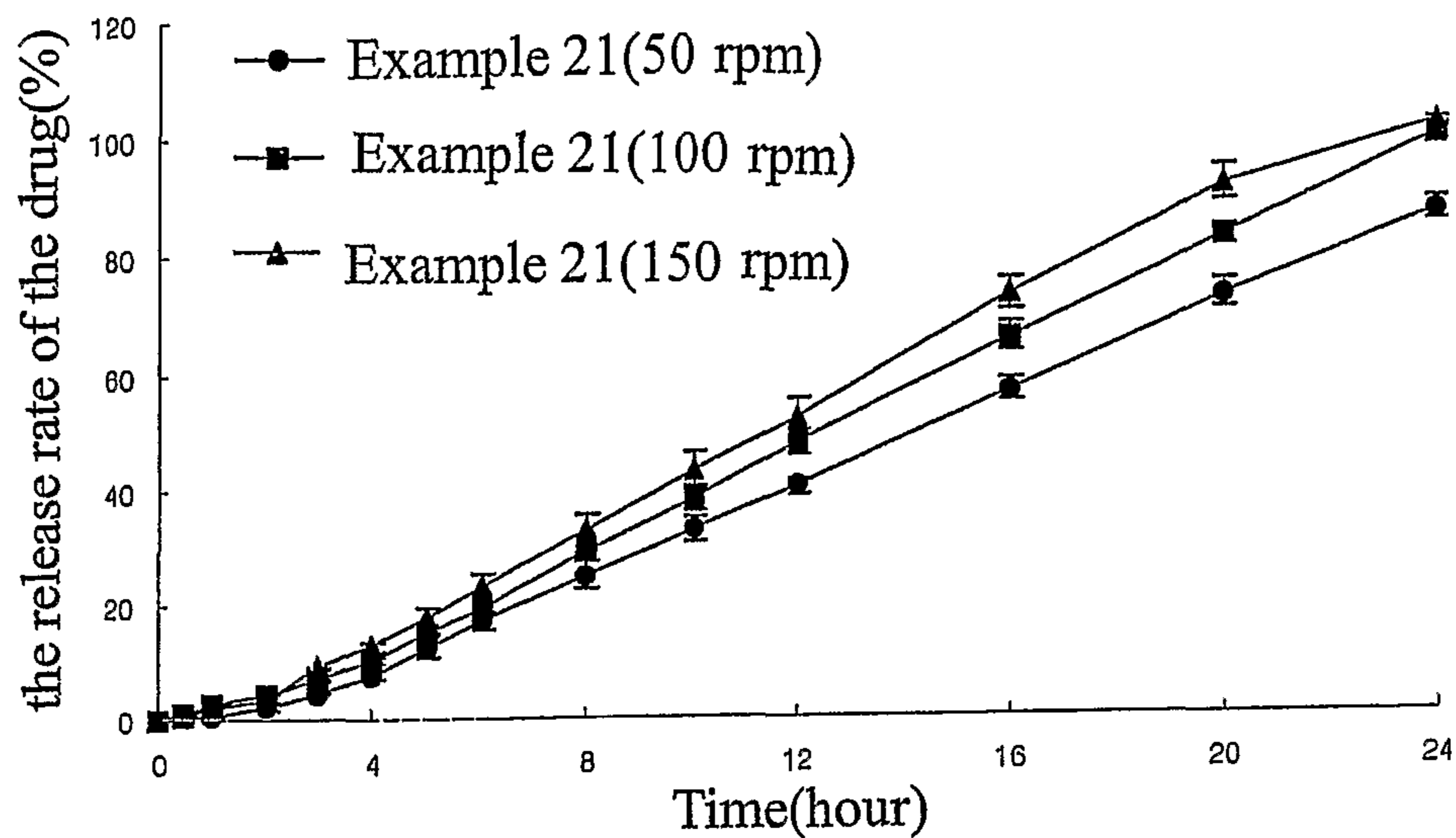
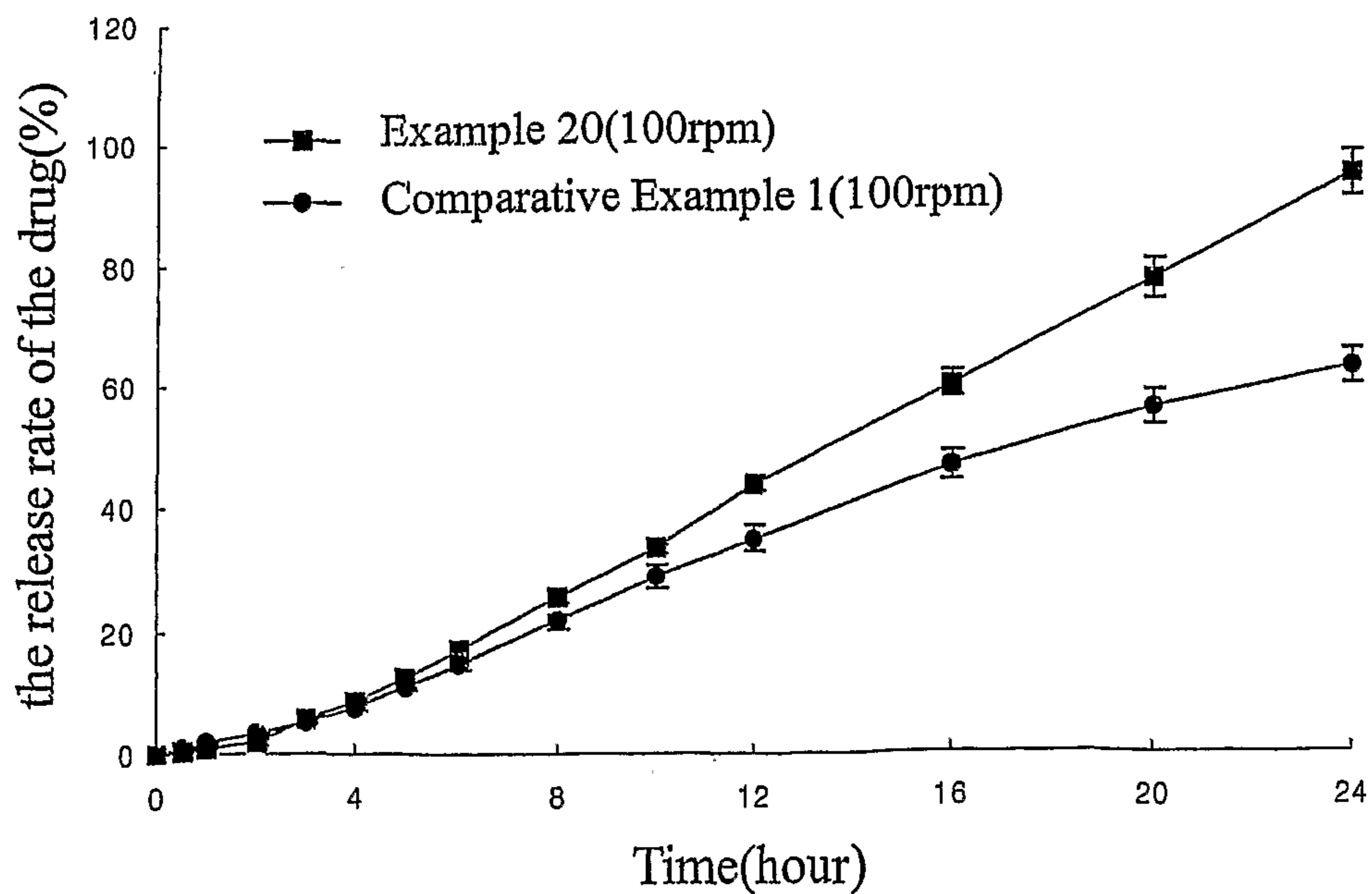


FIG. 8A



8/9

FIG. 8B

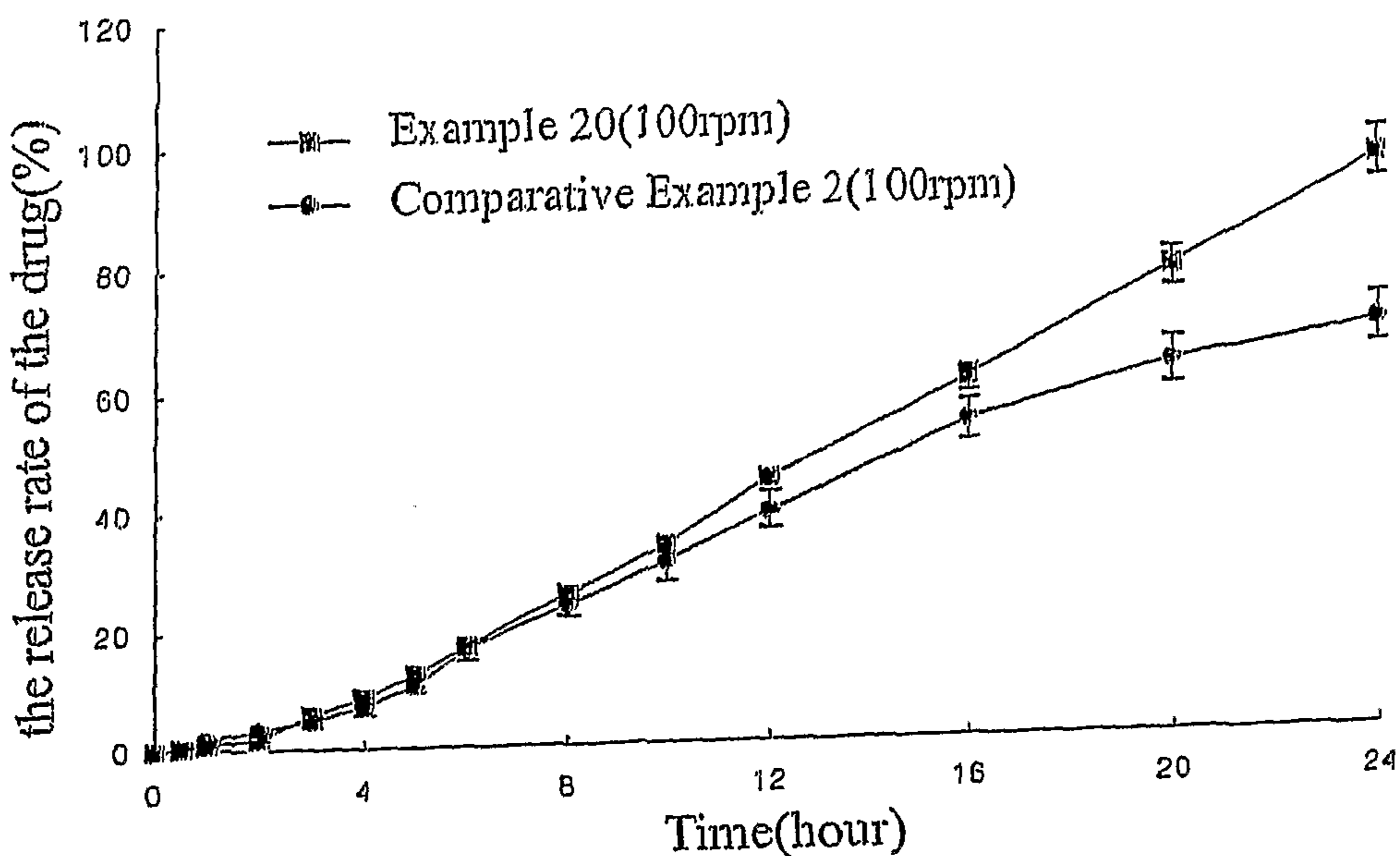
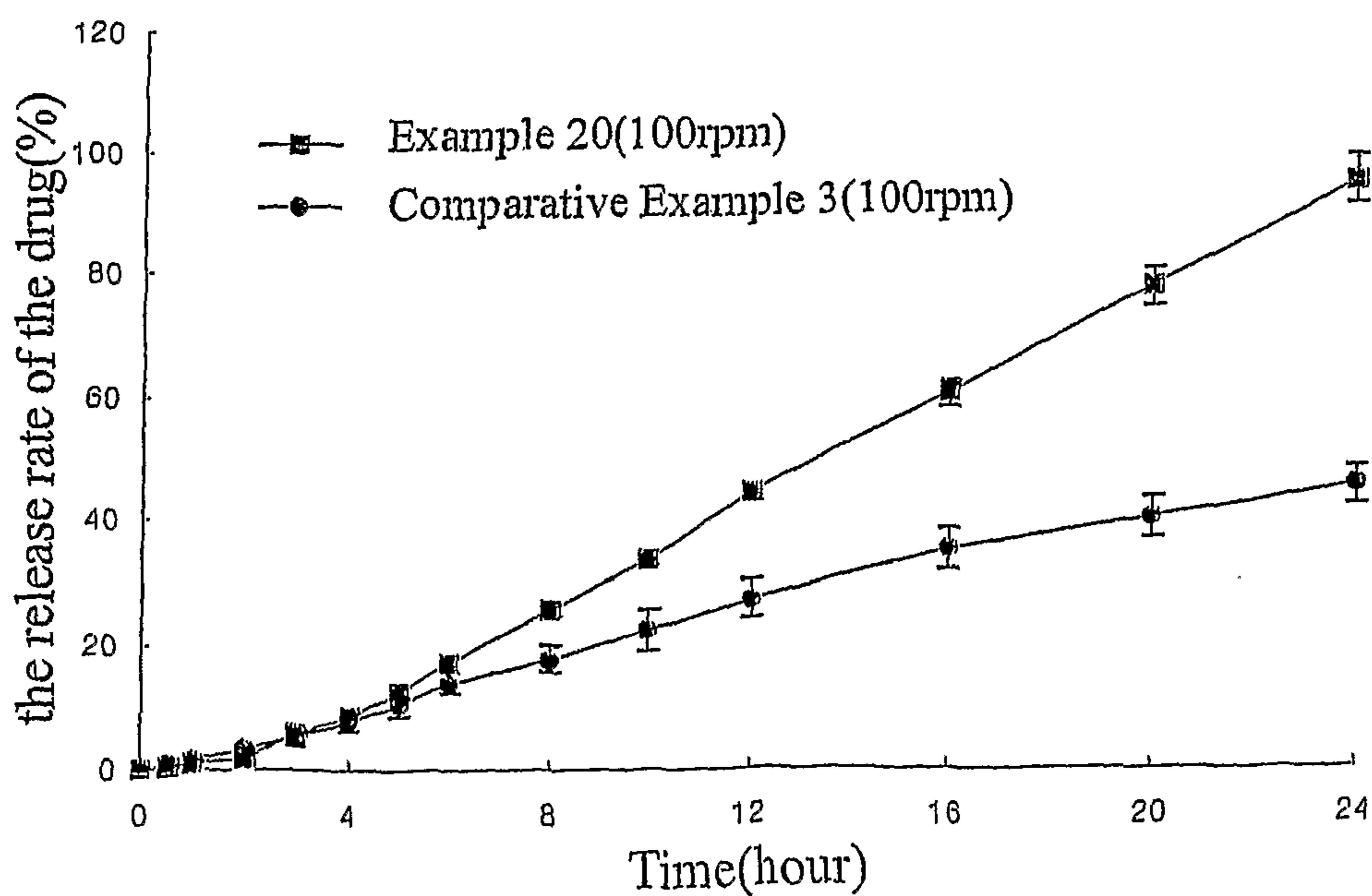


FIG. 8C



9/9

FIG. 8D