



US00D847580S

(12) **United States Design Patent**
Buckley et al.

(10) **Patent No.:** **US D847,580 S**
(45) **Date of Patent:** **** May 7, 2019**

- (54) **MIXER BOTTLE FOR DRINKING LIQUIDS**
- (71) Applicant: **Inventcor, LLC**, Kirkland, WA (US)
- (72) Inventors: **Michael Buckley**, Kirkland, WA (US);
Jan Schmitt, Heidelberg (DE)
- (73) Assignee: **Inventcor, LLC**, Kirkland, WA (US)
- (**) Term: **15 Years**
- (21) Appl. No.: **29/593,987**
- (22) Filed: **Feb. 14, 2017**
- (51) **LOC (11) Cl.** **07-01**
- (52) **U.S. Cl.**
- USPC **D7/529**; D7/510
- (58) **Field of Classification Search**
- USPC D7/507, 509, 510, 511, 523, 532, 527,
D7/531, 392.1, 396.2, 397, 398, 514, 515,
D7/536, 376; D9/500, 651, 501, 504,
D9/503, 505, 569, 532, 530; 220/592.16,
220/592.17; 215/381; D8/34
- CPC A47G 19/22; A47G 19/2205; A47G
19/2266; A47J 41/02; B65D 47/066
- See application file for complete search history.

D621,660 S *	8/2010	Smiedt	D7/510
D643,689 S *	8/2011	Selina	D7/607
8,051,997 B2	11/2011	Buckley		
D657,195 S *	4/2012	Menceles	D7/510
D662,362 S *	6/2012	Bickert	D7/510
D674,279 S *	1/2013	Lembke	D7/509
D681,218 S *	4/2013	Smith	D24/197
D686,918 S *	7/2013	Lembke	D9/500
D689,331 S *	9/2013	Staton	D7/510
8,557,151 B2 *	10/2013	Lipson	B29C 47/0023 215/382
D708,956 S *	7/2014	McKay	D9/449
D717,601 S *	11/2014	Dixon	D7/510
D722,826 S *	2/2015	Coon	D7/511
D724,896 S *	3/2015	Williams	D7/511
D761,623 S *	7/2016	Leimone	D7/507

(Continued)

Primary Examiner — Marianne N. Pandozzi
Assistant Examiner — Jae Liang
 (74) *Attorney, Agent, or Firm* — DWC Law Firm, P.S.;
 David Chen

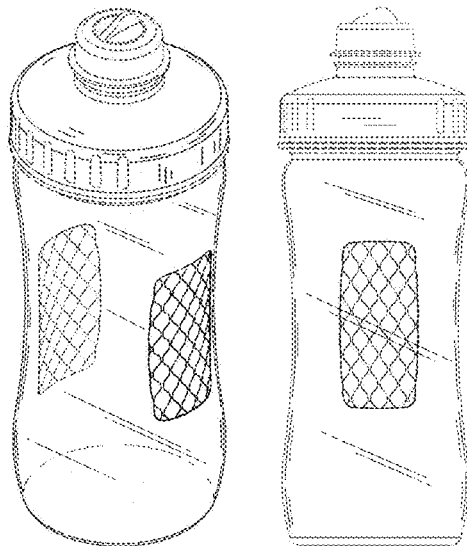
(57) **CLAIM**
 The ornamental design for a mixer bottle for drinking liquids, as shown and described.

DESCRIPTION

FIG. 1 is a top perspective view of a mixer bottle for drinking liquids showing our new design;
 FIG. 2 is a front elevational view thereof;
 FIG. 3 is a rear elevational view thereof;
 FIG. 4 is a right side elevational view thereof;
 FIG. 5 is a left side elevational view thereof;
 FIG. 6 is an enlarged top view thereof;
 FIG. 7 is an enlarged bottom plan view thereof; and,
 FIG. 8 is a rear elevational view thereof with a tether attached.
 The broken lines in the figures depict portions of the mixer bottle for drinking liquids that form no part of the claimed design.

1 Claim, 7 Drawing Sheets

- (56) **References Cited**
- U.S. PATENT DOCUMENTS
- D294,462 S * 3/1988 Ota 215/382
- D297,089 S * 8/1988 West D7/523
- D398,531 S * 9/1998 De Vries D9/776
- D440,318 S * 4/2001 Meyers D24/197
- D478,669 S * 8/2003 Wear D24/197
- D538,597 S * 3/2007 Kim D7/510
- D562,638 S * 2/2008 Hamberger D7/529
- 7,568,588 B2 * 8/2009 Yourist B65D 1/0223
215/379
- D614,049 S * 4/2010 Diss D9/500
- D615,360 S * 5/2010 Joy D7/510
- D620,758 S * 8/2010 Smiedt D7/523



(56)

References Cited

U.S. PATENT DOCUMENTS

D789,745	S	*	6/2017	Rashid	D7/523
D794,392	S	*	8/2017	Rashid	D7/507
D800,501	S	*	10/2017	Rummel	D7/509
D807,702	S	*	1/2018	Szymanski	D7/510
D815,914	S	*	4/2018	Mesalic	D7/523

* cited by examiner

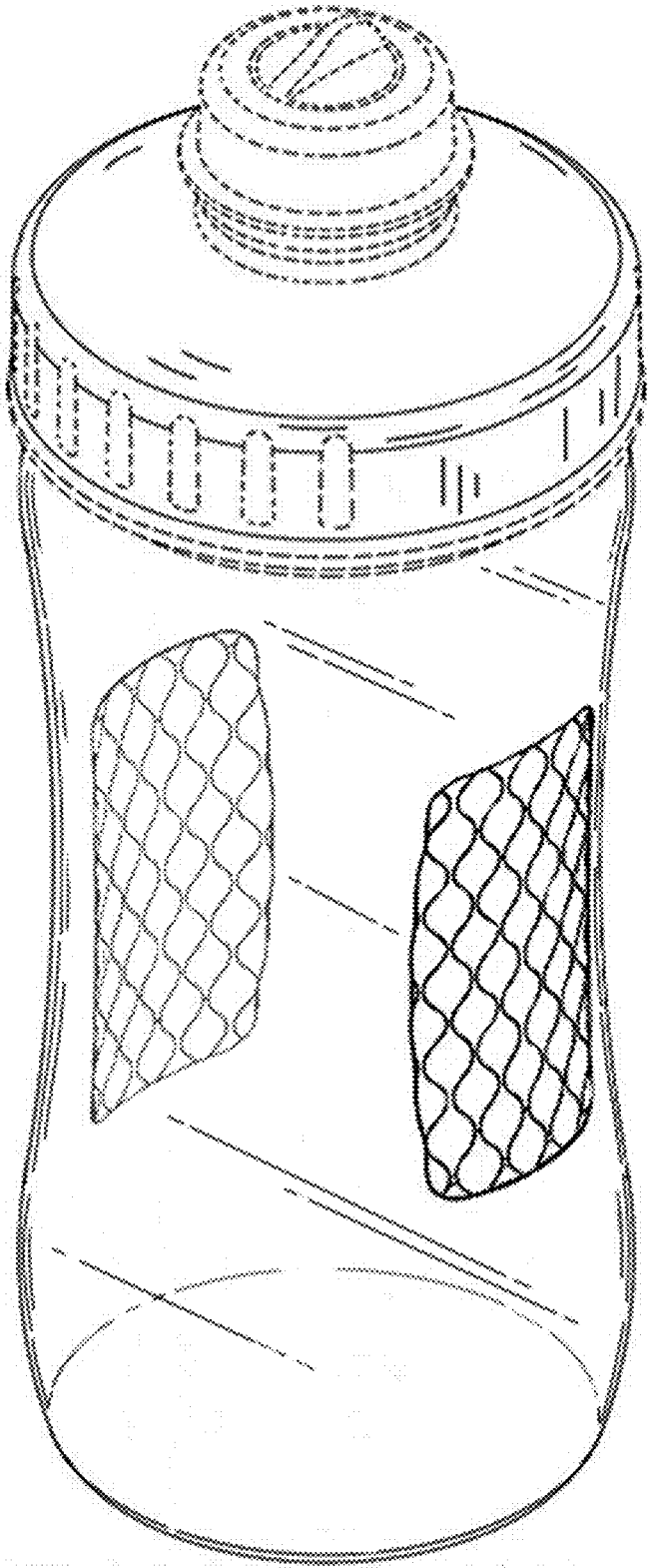


FIG. 1

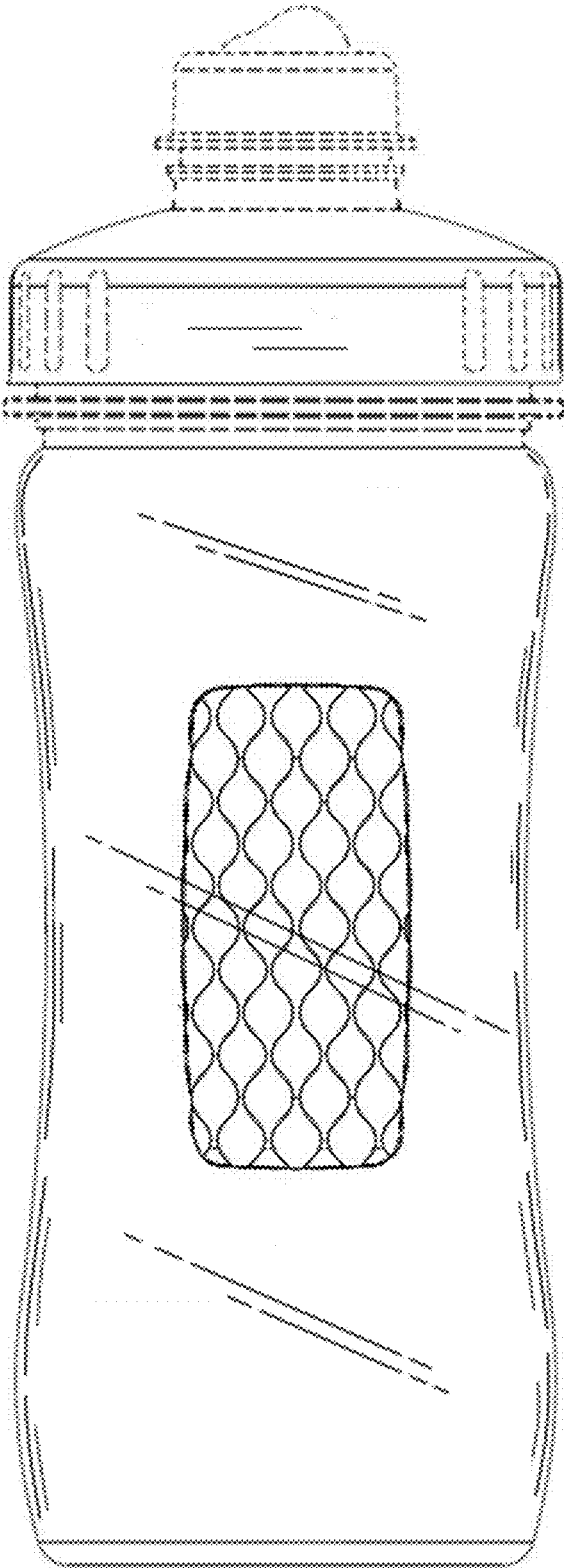


FIG. 2

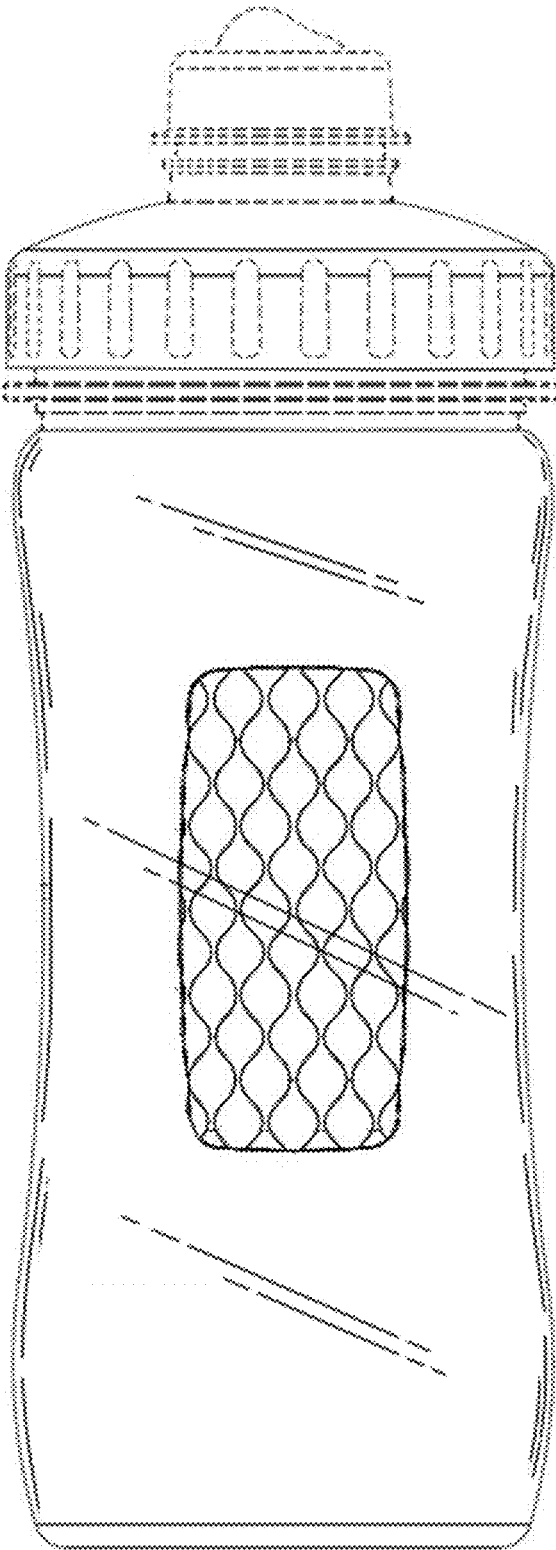


FIG. 3

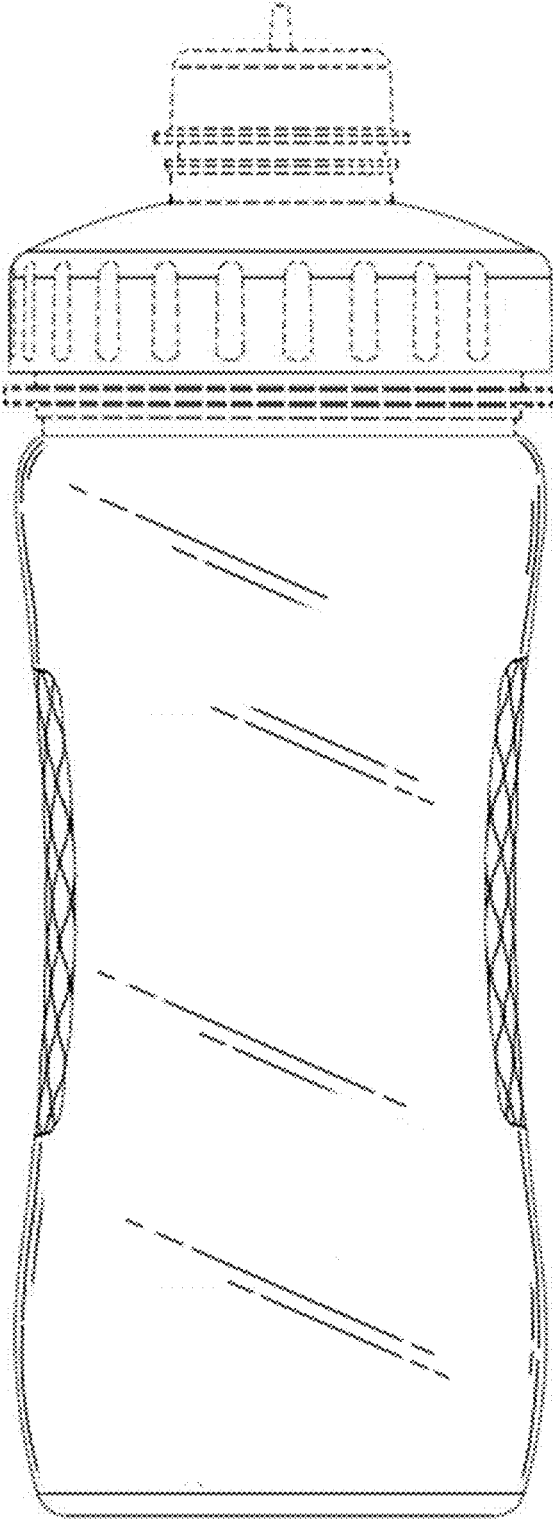


FIG. 4

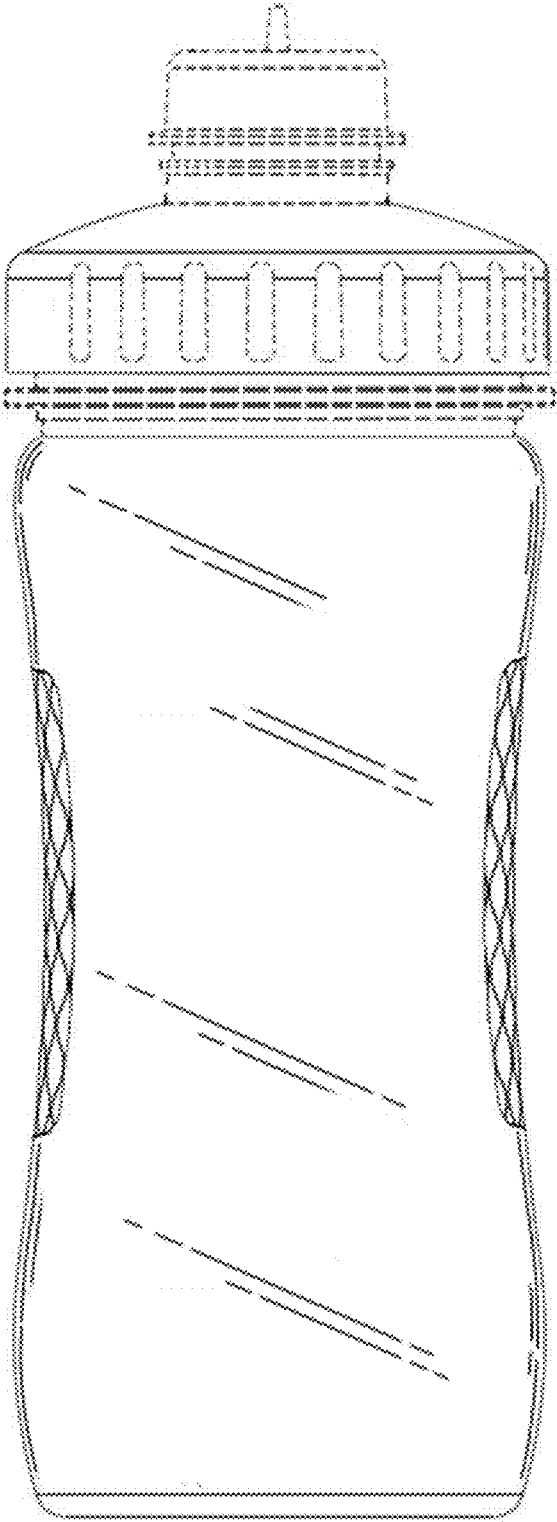


FIG. 5

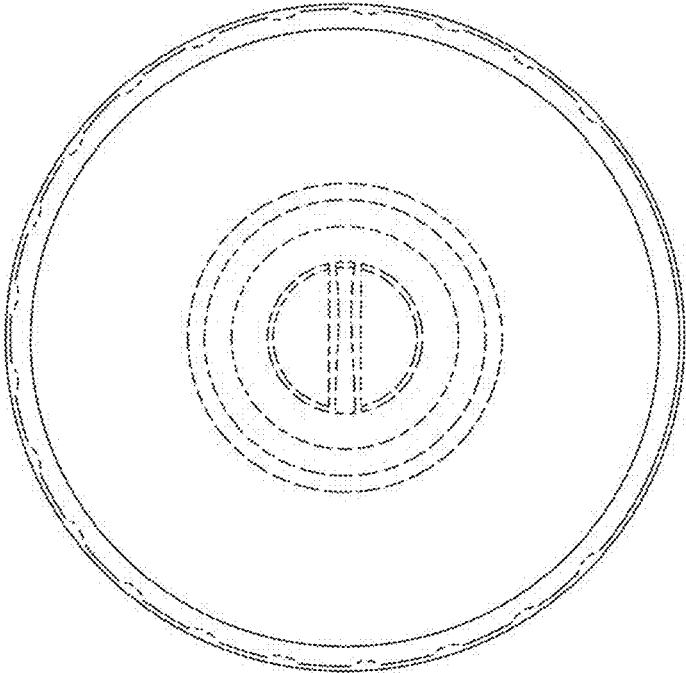


FIG. 6

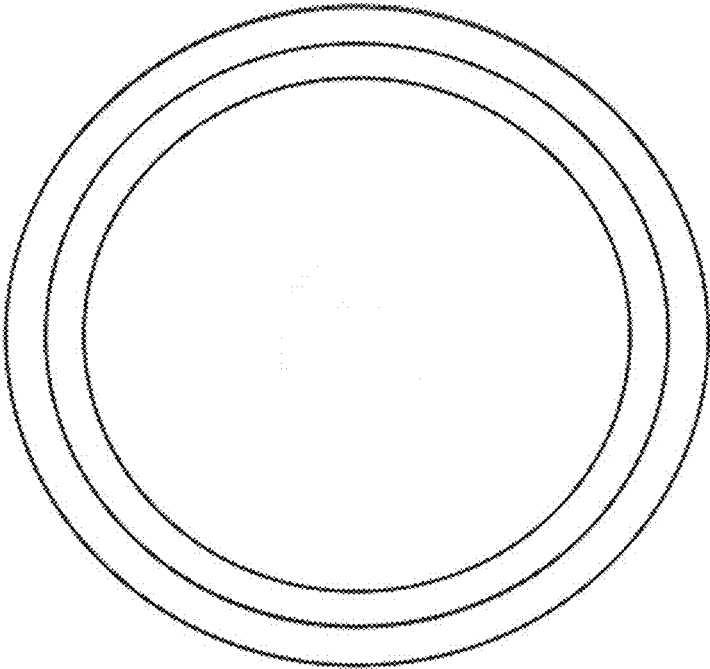


FIG. 7

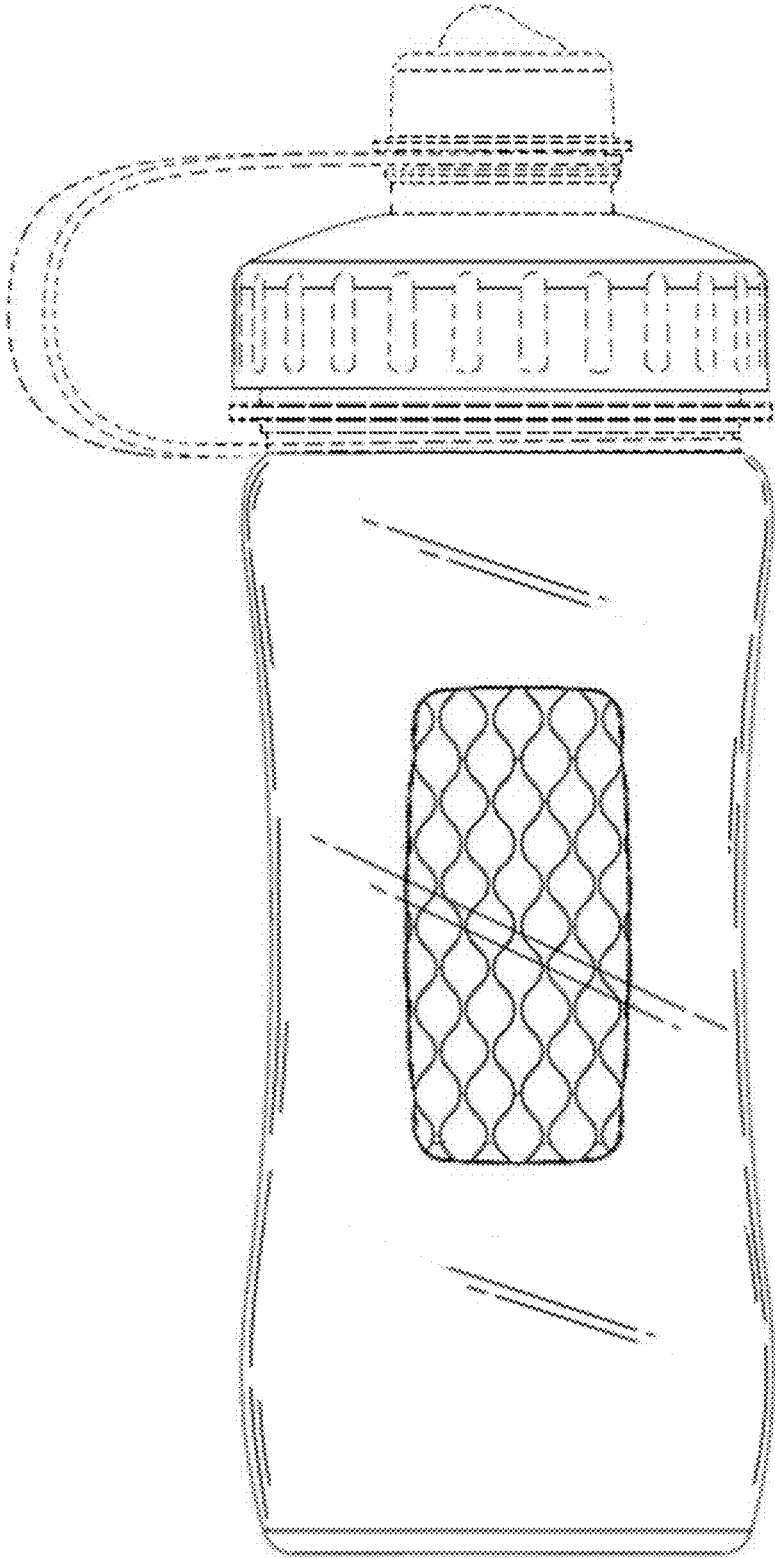


FIG. 8