



US 20080290097A1

(19) **United States**(12) **Patent Application Publication**
Fischell et al.(10) **Pub. No.: US 2008/0290097 A1**(43) **Pub. Date: Nov. 27, 2008**(54) **BOWL TO MAINTAIN A CRISPY DRY
CEREAL****Publication Classification**(51) **Int. Cl.**
A47G 19/02

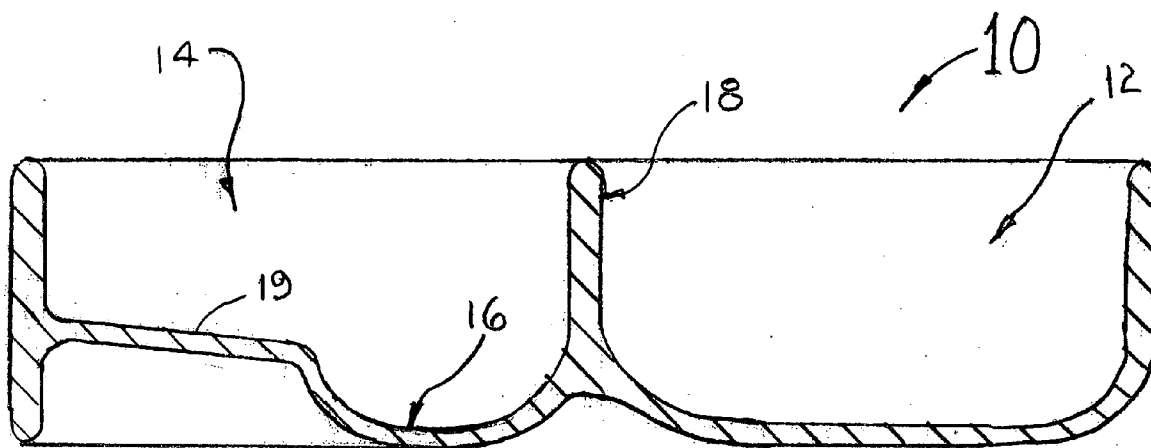
(2006.01)

(52) **U.S. Cl.** **220/575**(57) **ABSTRACT**

The present invention is a uniquely shaped divided bowl that has two separated sections: 1) a cereal section, and 2) a milk and fruit section. These sections are approximately the same size. The consumer places the dry cereal into the cereal section and then places milk and fruit into the milk and fruit section. It should be understood that the consumer might chose to have only milk in the milk and fruit section. An important feature of the design of the milk and fruit section is a groove at its bottom surface into which the last of the milk and fruit goes so that the last bites can be consumed without titling the bowl.

(76) **Inventors:** **Robert E. Fischell**, Dayton, MD
(US); **Daniel Heifetz**, Ellicott City,
MD (US)

Correspondence Address:
Dr. Robert E. Fischell
14600 Viburnum Drive
Dayton, MD 21036 (US)

(21) **Appl. No.: 11/805,299**(22) **Filed: May 24, 2007**

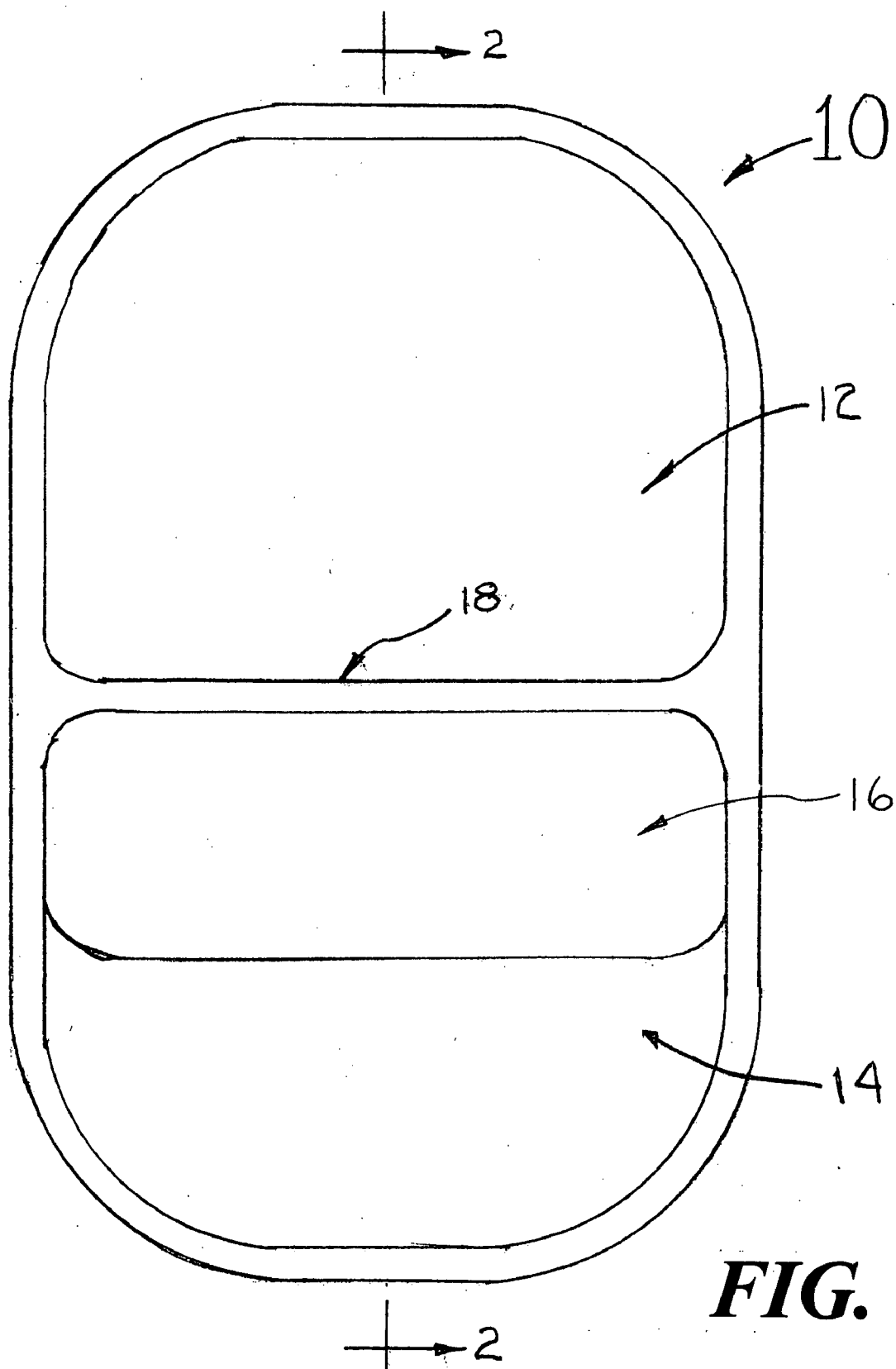


FIG. 1

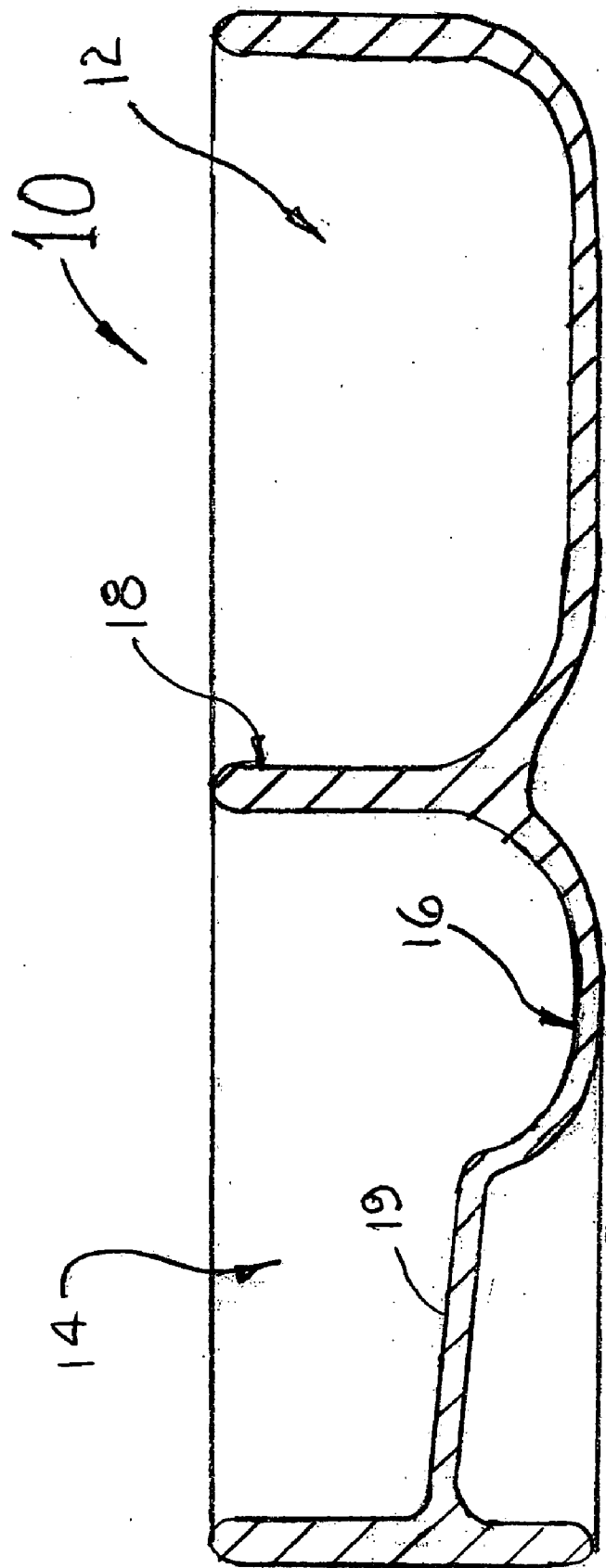


FIG. 2

BOWL TO MAINTAIN A CRISPY DRY CEREAL

FIELD OF USE

[0001] This invention is in the field of methods and devices to maintain cereal in a crispy condition while eating the cereal.

BACKGROUND OF THE INVENTION

[0002] Many consumers who eat dry cereals place the cereal in a bowl with milk and fruit as they eat that combination. Because the milk makes the dry cereal soggy, many consumers try to eat the cereal quickly before that occurs. At the present time there is no special bowl that has been designed to separate the milk from the cereal to avoid getting the cereal soggy as it is eaten.

SUMMARY OF THE INVENTION

[0003] The present invention is a uniquely shaped divided bowl that has two separated sections: 1) a cereal section, and 2) a milk and fruit section. These sections are approximately the same size. The consumer places the dry cereal into the cereal section and then places milk and fruit into the milk and fruit section. It should be understood that the consumer might chose to have only milk in the milk and fruit section. An important feature of the design of the milk and fruit section is a groove at its bottom surface into which the last of the milk and fruit goes so that the last bites can be consumed without titling the bowl.

[0004] The method for eating out of this bowl is as follows:

- [0005] a) place dry cereal into the cereal section;
- [0006] b) place milk and fruit into the milk and fruit section;
- [0007] c) use a tablespoon to take some dry cereal out of the cereal section;
- [0008] d) take the spoon with the cereal and add some milk and fruit from the milk and fruit section;
- [0009] e) place the tablespoon with the dry cereal and the milk and fruit into the mouth; and
- [0010] f) repeat this procedure until all the dry cereal and milk and fruit are consumed.

[0011] Thus one object of the present invention is to be able to consume an entire bowl of dry cereal without the cereal becoming soggy as it is consumed.

[0012] Another object of this invention is to have a special groove at the bottom of the milk and fruit section so that the last of the bowl contents can be consumed without needing to tip the bowl.

[0013] These and other objects and advantages of this invention will become obvious to a person of ordinary skill in this art upon reading the detailed description of this invention including the associated drawings as presented herein.

BRIEF DESCRIPTION OF THE DRAWINGS

[0014] FIG. 1 is a plan view of the bowl.

[0015] FIG. 2 is a cross section at the center of the bowl at section 2-2 of FIG. 1.

DETAILED DESCRIPTION OF THE INVENTION

[0016] FIG. 1 is a plan view of the bowl 10 having a cereal section 12, a milk and fruit section 14, a grooved section 16 and a center divide 18 that separates the cereal section 12 from

the milk and fruit section 14. FIG. 2 shows the bowl 10 with the cereal section 12, the milk and fruit section 14, the grooved section 16 that is at the bottom of the inclined section 19 and the center divide 18.

[0017] The method for using the bowl 10 is to place any dry cereal or combinations of dry cereals in the cereal section 12 and to place at least some form of milk or other liquid with or without some fruit into the milk and fruit section 14. It should also be understood that either the milk or the cereal could contain some fruit or nuts. The person using the bowl would first place some dry cereal in a spoon and then dip that spoon into the milk and fruit in the milk and fruit section 14. The person would then consume that mixture in his/her spoon of dry cereal, milk and fruit. It should be understood that one could place the fruit into the dry cereal without making the dry cereal soggy.

[0018] As the milk and fruit continues to be consumed, the last of it will go down the inclined plane 19 (or it can be pushed with a spoon) so that the last of the milk and fruit resides in the grooved section 16. That section 16 is shaped to remove the last of the milk and fruit without requiring the bowl to be tipped. Thus the cereal, milk, and fruit can be consumed without ever having the dry cereal becoming soggy and without the bowl having to be tipped. For those consumers who do not wish to allow the dry cereal to become soggy, this bowl offers a considerable advantage.

[0019] Various other modifications, adaptations and alternative designs are of course possible in light of the teachings as presented herein. Therefore it should be understood that, while still remaining within the scope and meaning of the appended claims, this invention could be practiced in a manner other than that which is specifically described herein.

What is claimed is:

1. A bowl designed to allow dry cereal to be consumed without allowing the dry cereal to become soggy as it is consumed, the bowl design including:

- a cereal section explicitly designed for the placement of a dry cereal or a mixture of dry cereals;
- a milk and fruit section designed for the placement of milk to which some fruit could be added, the milk and fruit section being separated from the cereal section by means of a mechanical divide; and
- a grooved section within the milk and fruit section that allows the last remaining portion of milk or milk and fruit to be removed without tipping the bowl.

2. The bowl of claim 1 in which fruit has been added to the cereal placed in the cereal section.

3. A method for consuming dry cereal with milk without allowing the dry cereal to become soggy, the method having the following steps:

- a) place dry cereal with or without fruit into the cereal section;
- b) place milk with or without fruit into the milk and fruit section;
- c) use a spoon to take some dry cereal out of the cereal section;
- d) take the spoon with the cereal and add at least milk from the milk and fruit section;
- e) place the tablespoon with the dry cereal and the milk and fruit into the mouth; and
- f) repeat this procedure until the consumer is satisfied that he/she has had enough of the cereal.

* * * * *