H. R. JENKINS.

MILKING MACHINE TEAT CUP.

APPLICATION FILED APR. 14, 1916.

1,231,166. Patented June 26, 1917.

FIG. 3

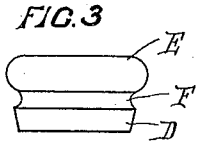

FIG. 1

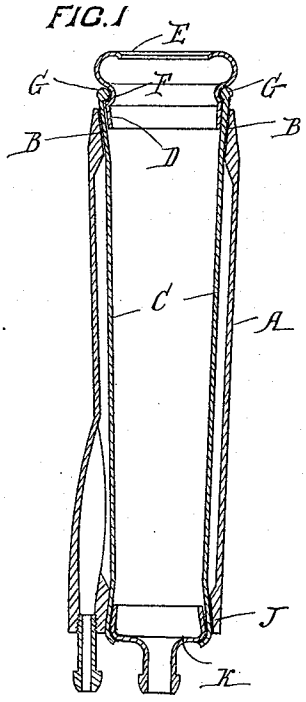

FIG. 2

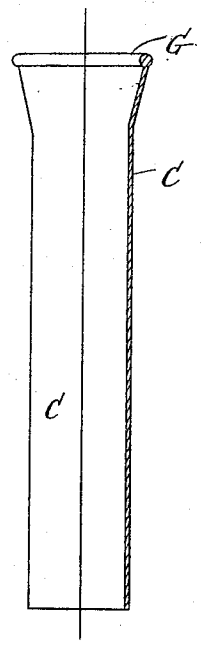

INVENTOR:
H. R. JENKINS
BY: Wm. Redmond
ATTORNEY.

THE NORRIS PETERS CO., PHOTO-LITHO., WASHINGTON, D. C.

UNITED STATES PATENT OFFICE.

HARRY REGINALD JENKINS, OF ELTHAM, NEW ZEALAND.

MILKING-MACHINE TEAT-CUP.

1,231,166. Specification of Letters Patent. **Patented June 26, 1917.**

Application filed April 14, 1916. Serial No. 91,055.

To all whom it may concern:

Be it known that I, HARRY REGINALD JENKINS, subject of the King of Great Britain, residing at Eltham, in the Dominion of New Zealand, have invented new and useful Improvements in Milking-Machine Teat-Cups; and I do hereby declare the following to be a full, clear, and exact description of the same.

This invention has been devised in order to provide improvements in the construction of milking machine teat cups by which a simple and effective manner of fastening the top end of the inflation to the top end of the casing is produced.

According hereto the upper end of the cup casing is formed with an edge or seat gradually tapering in diameter outward to its extremity, and a mouthpiece is provided having a plug portion correspondingly tapered to fit within such seat. The end of the inflation is secured between these two surfaces which then jam the inflation between them so as to hold it firmly in position.

In one form of the invention the inflation at its upper end is made to taper outward in conformity with the taper in the casing end and its extremity is shaped with a beaded edge. The mouthpiece is shaped as a tapered ring having, above the tapered portion, a slight recess on its outside into which the bead will fit, and above such recess an overhanging flange that engages the teat.

In the accompanying drawings:—

Figure 1 is a sectional elevation of a teat cup constructed according to this invention and showing one form of mouthpiece and inflation.

Fig. 2 is a half elevation and half sectional elevation of the inflation employed in conjunction with the mouthpiece shown in Fig. 1.

Fig 3 is a side elevation of such mouthpiece.

A is the teat cup casing which in this invention is formed with its upper end having an outwardly tapering mouth B so as to form a seat into which the correspondingly tapered end of a mouthpiece will fit. C is the inflation which may be made either of special molded shape or of plain tubular form according to the nature of the mouthpiece employed. The inflation is adapted to be gripped firmly all around it between the tapered seat or mouth B of the casing and the mouthpiece fitting therein.

The mouthpiece is made as a ring having a lower tapered plug portion D adapted to fit into the mouth B of the casing and an upper portion having an inwardly curved flange E adapted to receive and grip the teat. It is also formed with the groove F upon its outer surface. The inflation is molded at its upper end to correspond with the taper of the mouth B and plug D and is formed with a bead G around its upper edge which bead, when the inflation has been gripped will lie within the groove F of the mouthpiece, as shown in Fig. 1.

The inflation is thus gripped tightly between the casing and the mouthpiece, and also in such a manner as to insure the necessary air-tight joint. This manner of fastening is intended to be used specially with the type of teat cup shown in the drawings in which provision is made for the lower end of the inflation also being held tightly by being jammed between a tapered seat J on the bottom end of the casing and a tapered nipple plug K fitting therein. When thus held the inflation will be firmly held at both ends, the necessary degree of tightness being secured by stretching and drawing the bottom end down over the plug. The manner of fastening the top end may however be used in conjunction with any other of the known methods for securing the bottom end of inflations of the tubular type.

I claim:—

In milking machine teat cups, a casing formed at its upper end with a mouth tapering outward, a mouthpiece having a lower ring portion tapered to fit the casing end and a groove around its outer surface, and an inflation shaped at its upper end to fit between the taper in the casing and a mouthpiece and with a head on its upper edge adapted to enter the groove on the outside of the mouthpiece, substantially as specified.

In testimony whereof, I have signed this specification in the presence of two subscribing witnesses.

HARRY REGINALD JENKINS.

Witnesses:

H. D. CAPLEN,

H. CAPLEN.

Copies of this patent may be obtained for five cents each, by addressing the "Commissioner of Patents, Washington, D. C."