



US00D384883S

**United States Patent** [19]  
**Wood**

[11] **Patent Number:** **Des. 384,883**  
[45] **Date of Patent:** **\*\*Oct. 14, 1997**

[54] **BOX**  
[76] **Inventor:** **Daniel P. Wood**, 21405 SE. 292nd Pl.,  
Kent, Wash. 98042  
[\*\*] **Term:** **14 Years**  
[21] **Appl. No.:** **56,082**  
[22] **Filed:** **Jun. 21, 1996**  
[51] **LOC (6) CL** ..... **09-07**  
[52] **U.S. Cl.** ..... **D9/418**  
[58] **Field of Search** ..... D9/415, 418, 432,  
D9/414, 341, 337, 430; 206/769-771, 216,  
775-782; 220/675, 676, 457; 229/162,  
116.1, 116.5, 125.05

[56] **References Cited**  
**U.S. PATENT DOCUMENTS**

D. 57,337 3/1921 Heimerdinger ..... D9/418  
D. 92,563 6/1934 Sickel ..... D9/418  
D. 329,016 9/1992 Scarpa et al. .... D9/430 X  
1,912,329 5/1933 Wassell ..... 229/162 X  
1,912,952 6/1933 Scruby ..... 229/162 X

5,123,527 6/1992 Hustad ..... 206/769  
5,264,996 11/1993 Bele, Jr. et al. .... 229/162 X

**OTHER PUBLICATIONS**

Packaging Catalog, 1940, p. 18.  
*Primary Examiner*—Prabhakar G. Deshmukh  
*Attorney, Agent, or Firm*—Teresa J. Wiant

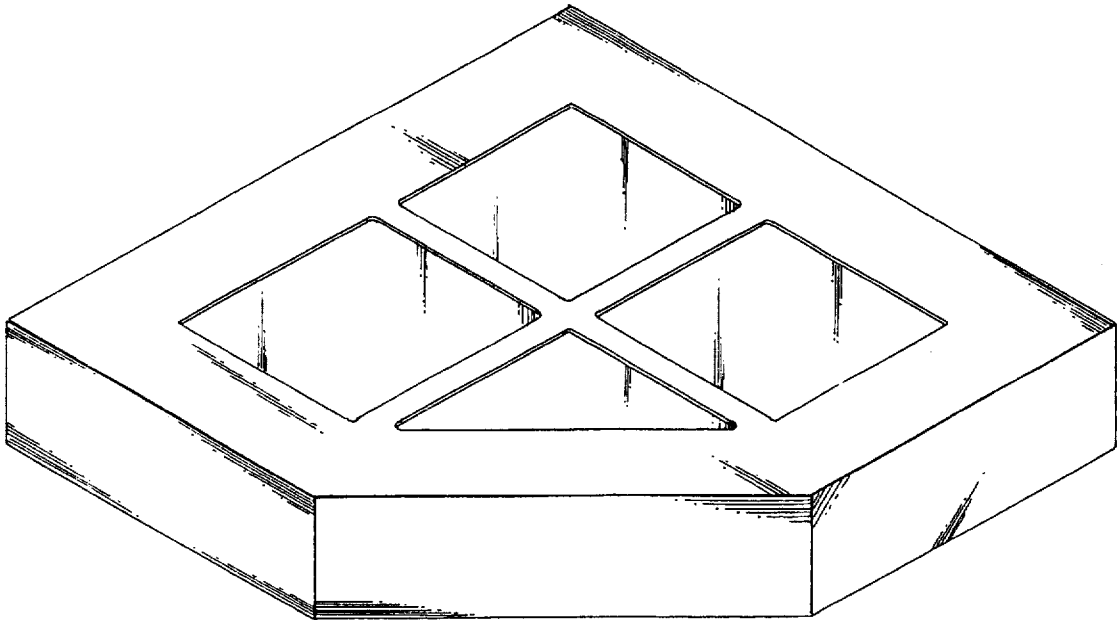
[57] **CLAIM**

The ornamental design for a box, as shown and described.

**DESCRIPTION**

FIG. 1 is a perspective view of a box showing my new design;  
FIG. 2 is a left side elevational view thereof;  
FIG. 3 is a right side elevational view thereof;  
FIG. 4 is a top plan view thereof;  
FIG. 5 is a rear elevational view thereof; and,  
FIG. 6 is a front elevational view thereof.  
The bottom is unornamented. FIGS. 2, 3, 5 and 6 are drawn in small scale.

**1 Claim, 2 Drawing Sheets**



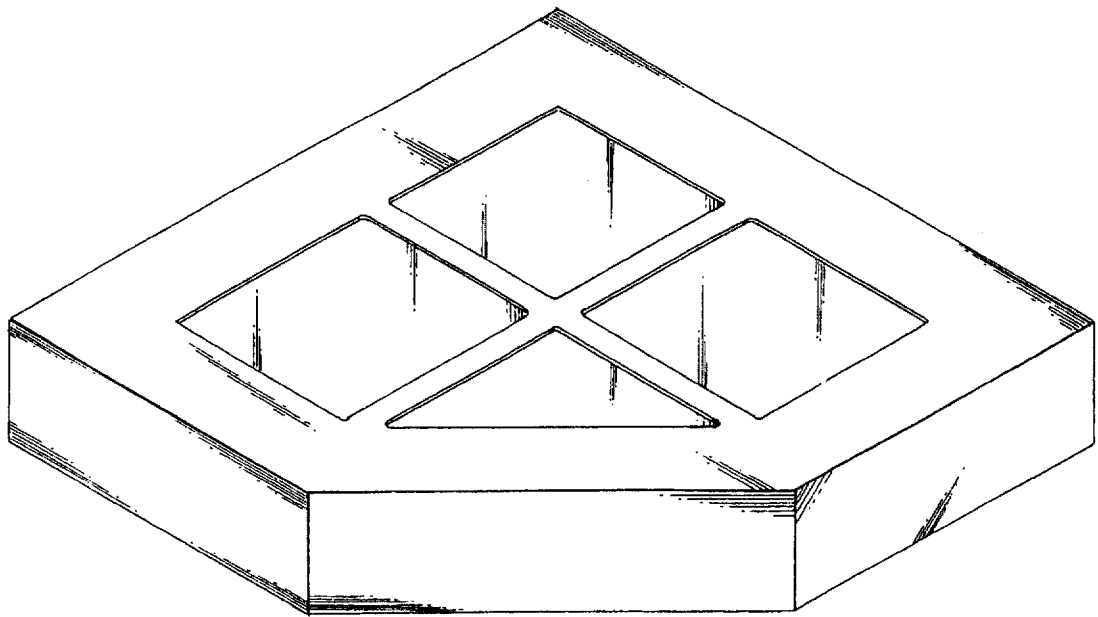


FIG. 1



FIG. 2



FIG. 3

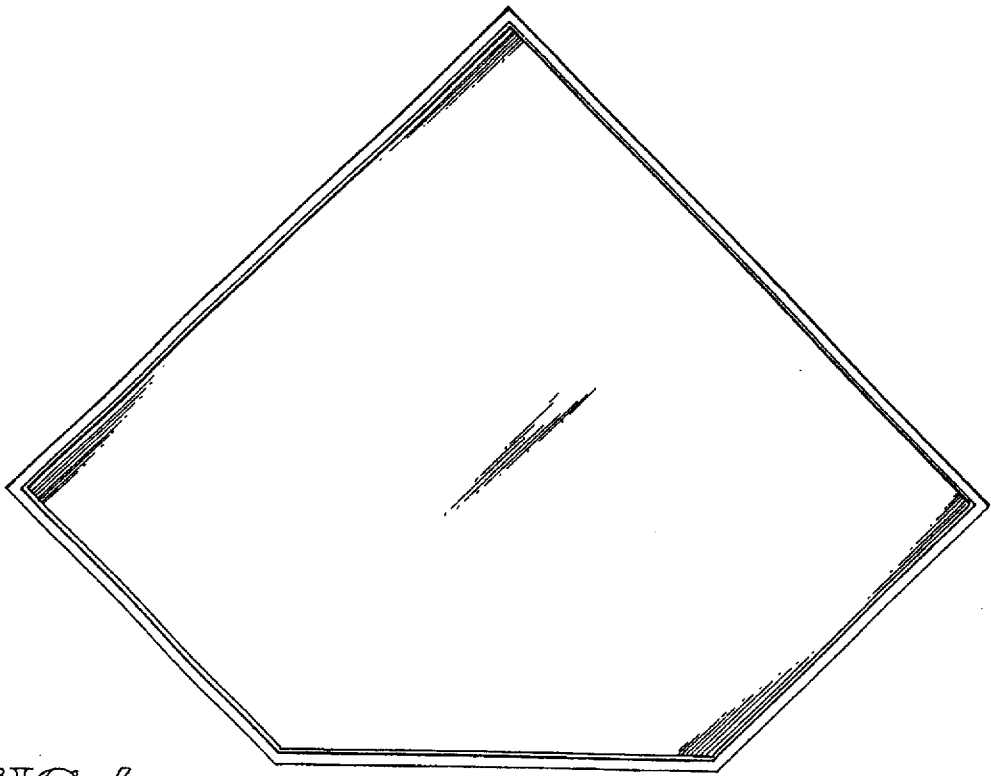


FIG. 4



FIG. 5

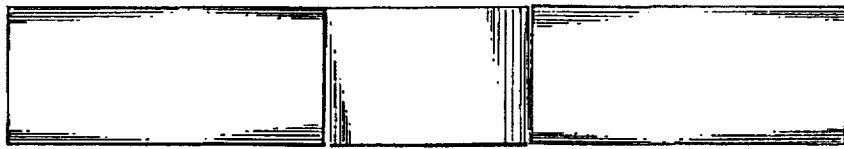


FIG. 6