



US00D665339S

(12) **United States Design Patent**
Tourino

(10) **Patent No.:** **US D665,339 S**

(45) **Date of Patent:** **** Aug. 14, 2012**

(54) **METAL INTERCONNECTING MEMBER FOR SOLAR CELLS**

(75) Inventor: **Cory Tourino**, Edgewood, NM (US)

(73) Assignee: **Emcore Solar Power, Inc.**,
Albuquerque, NM (US)

(**) Term: **14 Years**

(21) Appl. No.: **29/416,031**

(22) Filed: **Mar. 16, 2012**

(51) **LOC (9) Cl.** **13-02**

(52) **U.S. Cl.** **D13/102**

(58) **Field of Classification Search** D13/102,
D13/101, 103, 118, 119, 184, 199; 126/561,
126/667; 136/206, 244-251, 256, 291, 292;
438/597

See application file for complete search history.

(56) **References Cited**

U.S. PATENT DOCUMENTS

D263,393 S * 3/1982 Lindmayer D13/102
D289,432 S * 4/1987 Vardey D13/102

5,021,099 A * 6/1991 Kim et al. 136/249
5,268,039 A * 12/1993 Vogeli et al. 136/256
6,315,575 B1 * 11/2001 Kajimoto 439/33
D541,217 S * 4/2007 Tang et al. D13/118
D601,087 S * 9/2009 Feng et al. D13/102
7,749,883 B2 * 7/2010 Meeus et al. 438/597
7,982,129 B2 * 7/2011 Chan et al. 136/256
8,148,627 B2 * 4/2012 Rose et al. 136/244
2005/0268959 A1 * 12/2005 Aschenbrenner et al. 136/244

* cited by examiner

Primary Examiner — Derrick Holland

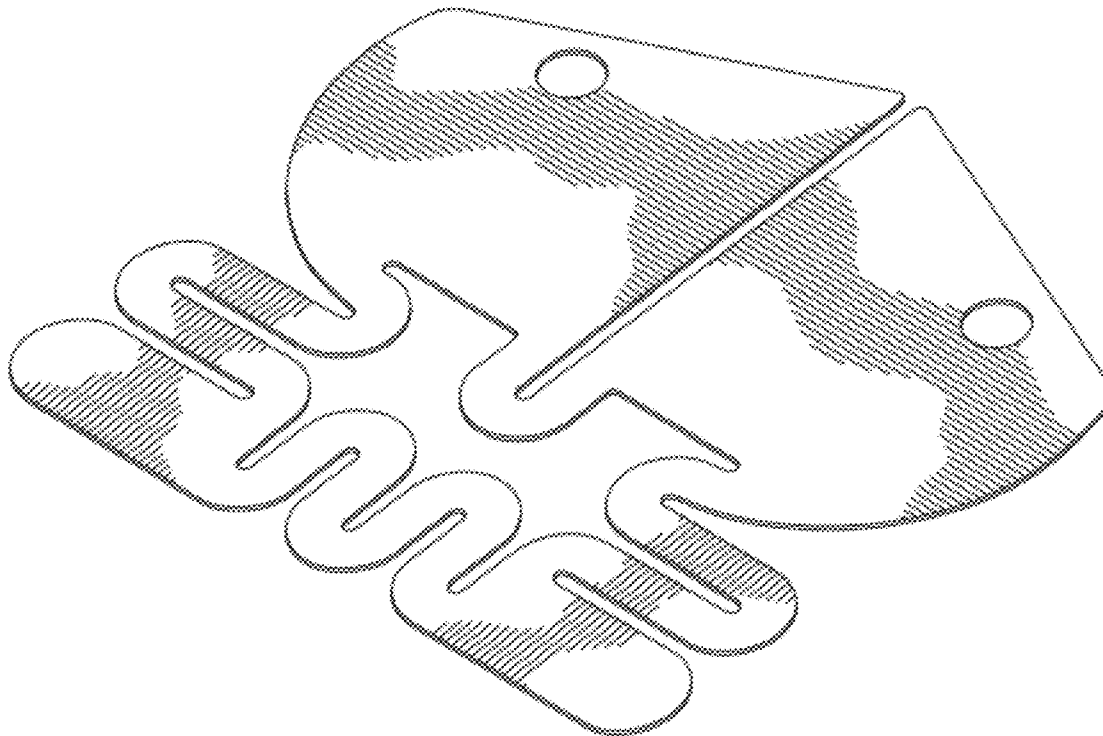
(57) **CLAIM**

The ornamental design for a metal interconnecting member for solar cells, as shown and described.

DESCRIPTION

FIG. 1 is a top perspective view of a metal interconnecting member for solar cells showing my new design;
FIG. 2 is a top plan view thereof, the bottom plan being a mirror image;
FIG. 3 is a right side elevation view thereof, the left side elevation being a mirror image;
FIG. 4 is a front elevation view thereof; and,
FIG. 5 is a rear elevation view thereof.

1 Claim, 2 Drawing Sheets



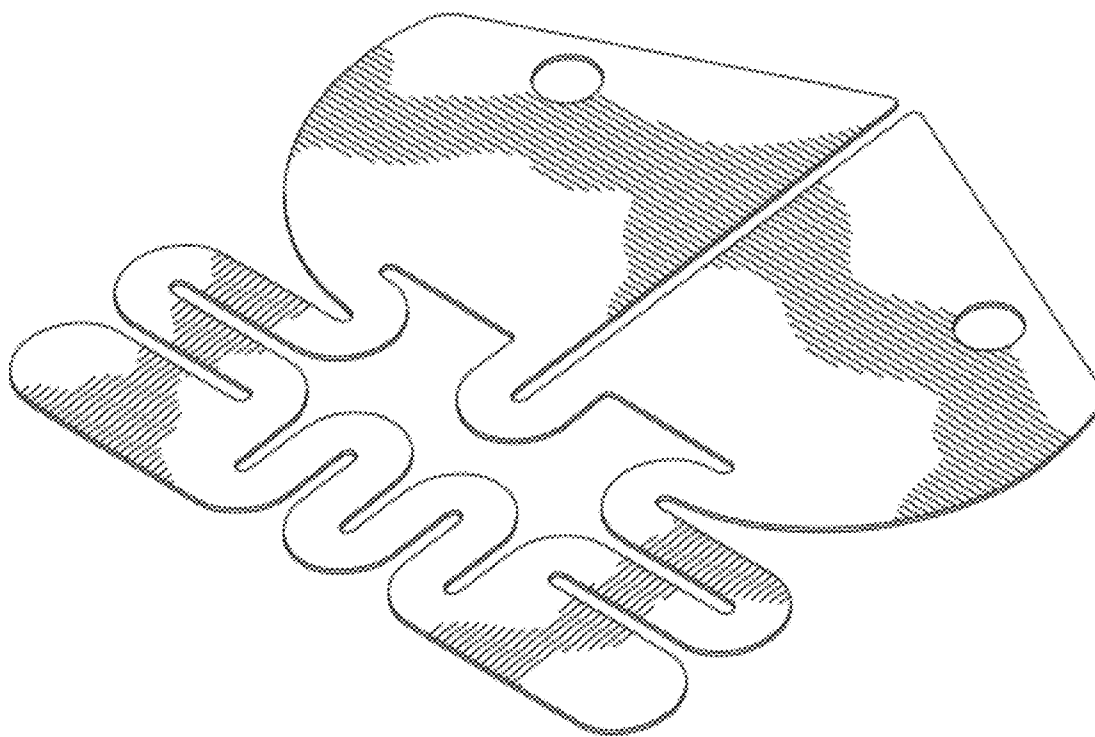


FIG. 1

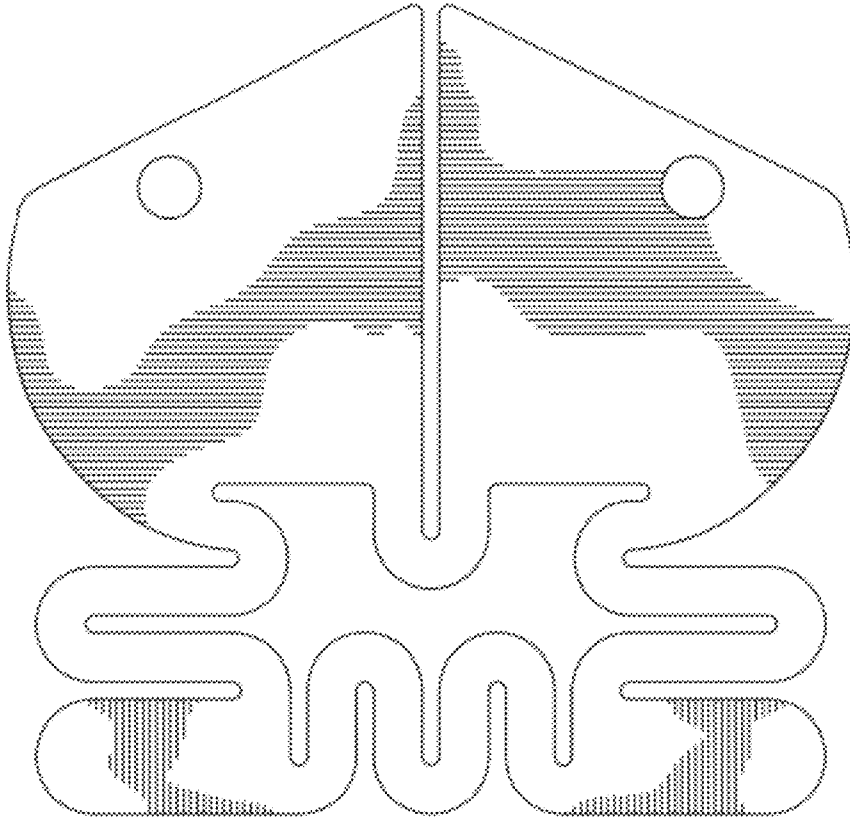


FIG. 2



FIG. 3




FIG. 4



FIG. 5