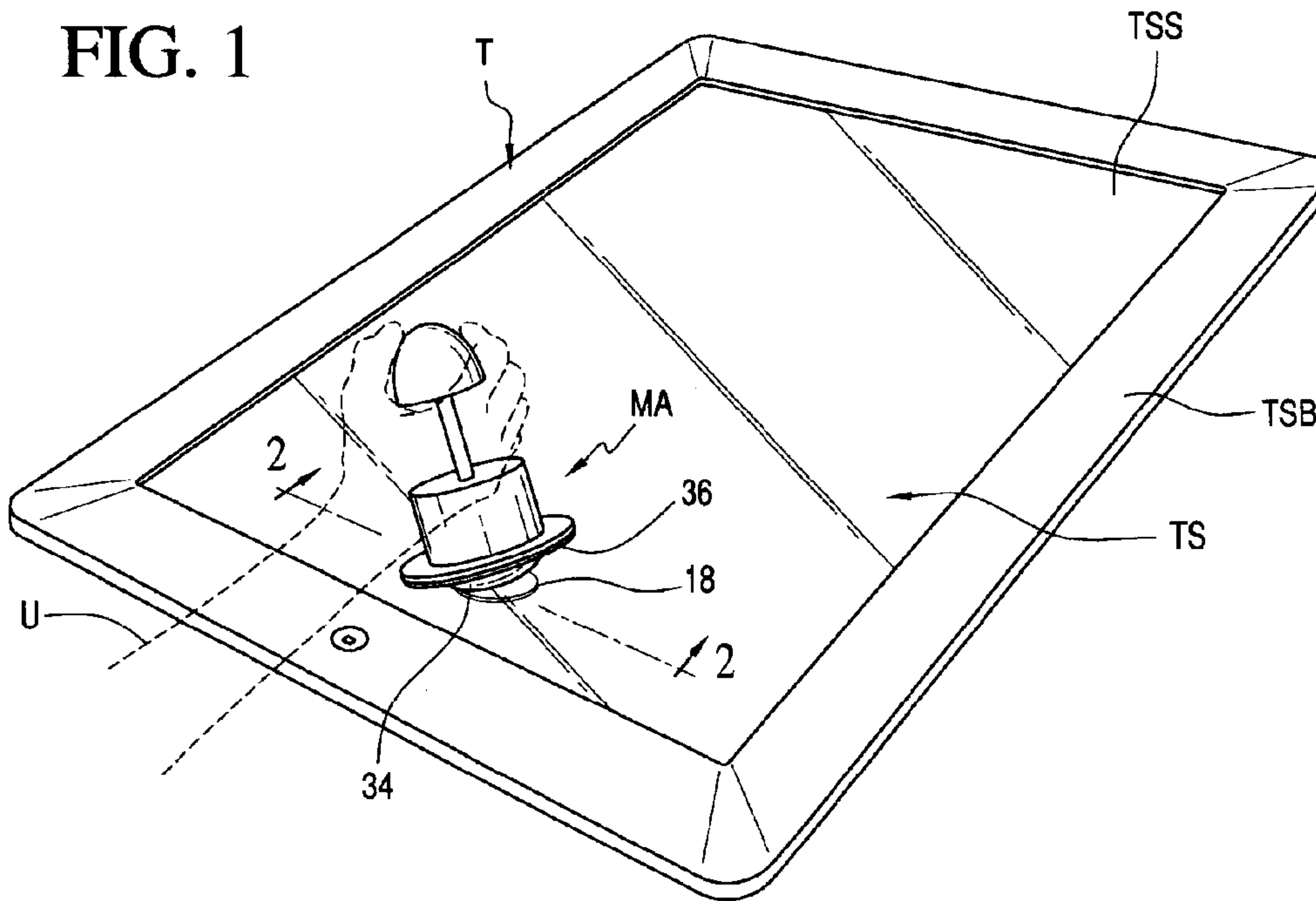




(86) Date de dépôt PCT/PCT Filing Date: 2014/03/02
 (87) Date publication PCT/PCT Publication Date: 2014/09/12
 (85) Entrée phase nationale/National Entry: 2015/09/03
 (86) N° demande PCT/PCT Application No.: US 2014/019755
 (87) N° publication PCT/PCT Publication No.: 2014/137851
 (30) Priorité/Priority: 2013/03/08 (US13/789,787)

(51) Cl.Int./Int.Cl. *G06F 3/0338* (2013.01),
G06F 3/041 (2006.01)
 (71) Demandeur/Applicant:
PETERSEN, DARREN C., US
 (72) Inventeur/Inventor:
PETERSEN, DARREN C., US
 (74) Agent: MCMILLAN LLP

(54) Titre : APPAREIL D'ACTIONNEUR MECANIQUE POUR UNE SURFACE TACTILE D'UN DISPOSITIF ELECTRONIQUE
 (54) Title: MECHANICAL ACTUATOR APPARATUS FOR A TOUCH SENSING SURFACE OF AN ELECTRONIC DEVICE



(57) **Abrégé/Abstract:**

A mechanical actuator apparatus for an electronic device having a touch sensing surface, includes a mechanical actuator having a base for accommodating a first magnetic member, an attachment member having a second magnetic member for engaging the first magnetic member, wherein the attachment member includes a surface configured to mount directly over and engage the touch sensing surface. The mechanical actuator further includes a conductive member for contacting the touch sensing surface, and a non-conductive member for spacing the actuator a distance from the touch sensing surface. The mechanical actuator can be a joystick, knob, directional pad, slider, or the like input device.

(12) INTERNATIONAL APPLICATION PUBLISHED UNDER THE PATENT COOPERATION TREATY (PCT)

(19) World Intellectual Property
Organization
International Bureau(43) International Publication Date
12 September 2014 (12.09.2014)(10) International Publication Number
WO 2014/137851 A3(51) International Patent Classification:
G06F 3/041 (2006.01)

(21) International Application Number:

PCT/US2014/019755

(22) International Filing Date:

2 March 2014 (02.03.2014)

(25) Filing Language:

English

(26) Publication Language:

English

(30) Priority Data:

13/789,787 8 March 2013 (08.03.2013) US

(72) Inventor; and

(71) Applicant : PETERSEN, Darren, C. [US/US]; 57 Franklin Place, Montclair, NJ 07042 (US).

(74) Agent: AGARWAL, Dinesh; Dinesh Agarwal, P.C., 5350 Shawnee Road, Suite 330, Alexandria, VA 22312 (US).

(81) Designated States (unless otherwise indicated, for every kind of national protection available): AE, AG, AL, AM, AO, AT, AU, AZ, BA, BB, BG, BH, BN, BR, BW, BY, BZ, CA, CH, CL, CN, CO, CR, CU, CZ, DE, DK, DM, DO, DZ, EC, EE, EG, ES, FI, GB, GD, GE, GH, GM, GT, HN, HR, HU, ID, IL, IN, IR, IS, JP, KE, KG, KN, KP, KR, KZ, LA, LC, LK, LR, LS, LT, LU, LY, MA, MD, ME, MG, MK, MN, MW, MX, MY, MZ, NA, NG, NI, NO, NZ,

OM, PA, PE, PG, PH, PL, PT, QA, RO, RS, RU, RW, SA, SC, SD, SE, SG, SK, SL, SM, ST, SV, SY, TH, TJ, TM, TN, TR, TT, TZ, UA, UG, US, UZ, VC, VN, ZA, ZM, ZW.

(84) Designated States (unless otherwise indicated, for every kind of regional protection available): ARIPO (BW, GH, GM, KE, LR, LS, MW, MZ, NA, RW, SD, SL, SZ, TZ, UG, ZM, ZW), Eurasian (AM, AZ, BY, KG, KZ, RU, TJ, TM), European (AL, AT, BE, BG, CH, CY, CZ, DE, DK, EE, ES, FI, FR, GB, GR, HR, HU, IE, IS, IT, LT, LU, LV, MC, MK, MT, NL, NO, PL, PT, RO, RS, SE, SI, SK, SM, TR), OAPI (BF, BJ, CF, CG, CI, CM, GA, GN, GQ, GW, KM, ML, MR, NE, SN, TD, TG).

Declarations under Rule 4.17:

— of inventorship (Rule 4.17(iv))

Published:

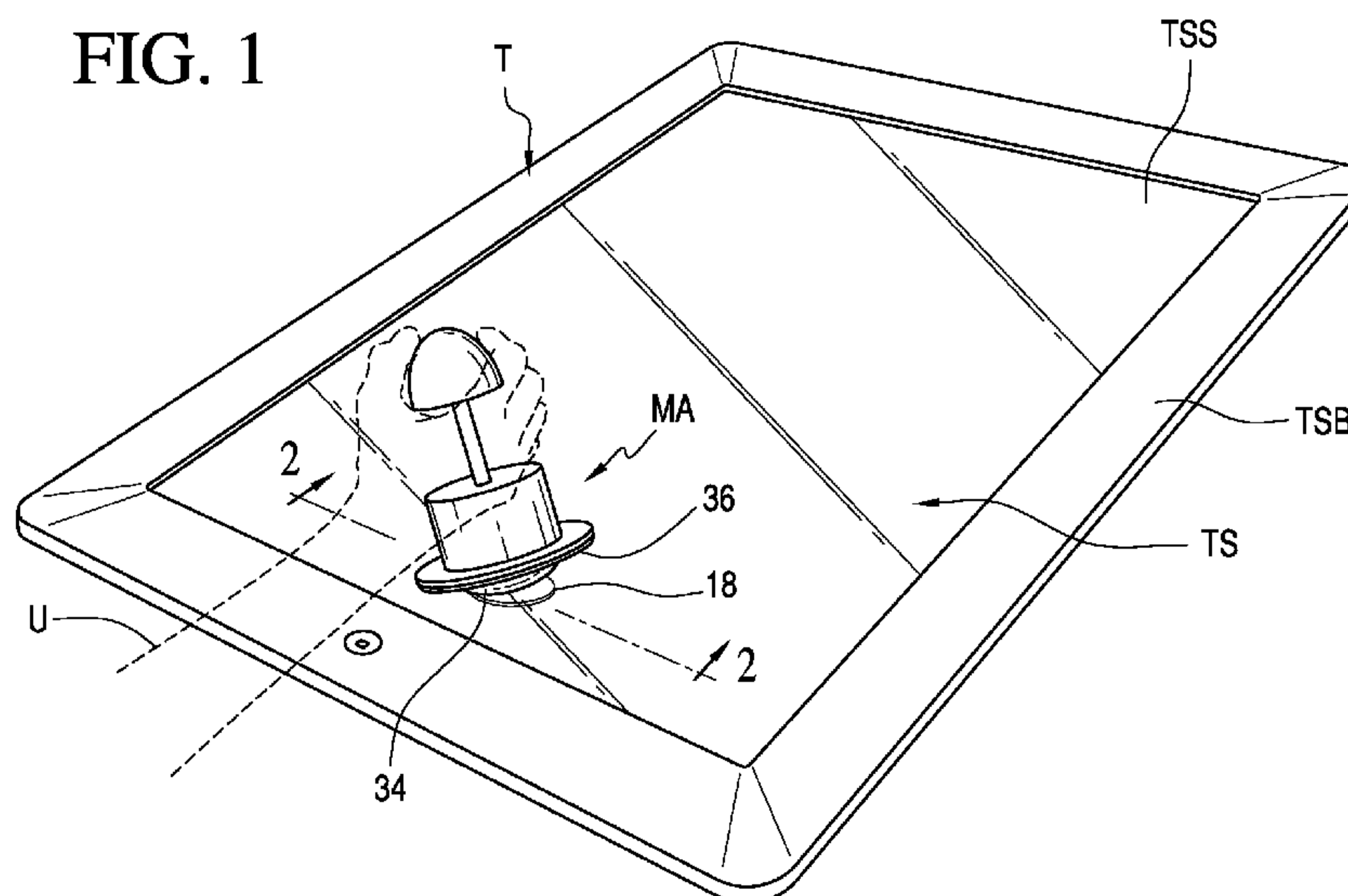
— with international search report (Art. 21(3))

— before the expiration of the time limit for amending the claims and to be republished in the event of receipt of amendments (Rule 48.2(h))

(88) Date of publication of the international search report:

13 November 2014

(54) Title: MECHANICAL ACTUATOR APPARATUS FOR A TOUCH SENSING SURFACE OF AN ELECTRONIC DEVICE



(57) Abstract: A mechanical actuator apparatus for an electronic device having a touch sensing surface, includes a mechanical actuator having a base for accommodating a first magnetic member, an attachment member having a second magnetic member for engaging the first magnetic member, wherein the attachment member includes a surface configured to mount directly over and engage the touch sensing surface. The mechanical actuator further includes a conductive member for contacting the touch sensing surface, and a non-conductive member for spacing the actuator a distance from the touch sensing surface. The mechanical actuator can be a joystick, knob, directional pad, slider, or the like input device.

WO 2014/137851 A3

MECHANICAL ACTUATOR APPARATUS FOR A TOUCH SENSING
SURFACE OF AN ELECTRONIC DEVICE

DARREN C. PETERSEN

5 CROSS-REFERENCE TO RELATED APPLICATIONS

[0001] The present application claims priority on prior U.S. Application S.N. 13/789,787, filed March 8, 2013, which is hereby incorporated herein in its entirety by reference.

10 FIELD AND BACKGROUND OF THE INVENTION

[0002] The present invention is generally directed to computer or electronic input devices, and more particularly to a mechanical actuator apparatus for an electronic device having a touch sensing surface.

15 [0003] The recent explosion in the popularity of hand-held electronic devices, such as smartphones, tablet computers, etc., has brought to the forefront touch sensing displays, touchscreens, and the like. Gone are the days of bulky cellular or mobile phones and huge laptops, which included

the old-style keyboards. The modern cellular phones, for example, are known as “smartphones” that have the capability to perform many functions other than merely being a communication device. More particularly, these smartphones function as computing devices, GPS (global positioning system) devices, financial transaction devices, and perform many other functions that were previously performed by multiple individual devices. The old-style keypad or keyboard has now been replaced by a touchscreen or touch sensing display, which typically includes a touch sensing surface. The touchscreen or touch sensing display generally includes a virtual or digital onscreen keyboard in place of the old-style physical keyboard.

[0004] A touchscreen is an electronic visual display that a user can control via simple or multi-touch gestures by touching the screen with one or more fingers, a stylus, a tracer, or some other mechanical actuator, or other object, such as specially coated gloves. Various touchscreen technologies are currently available that utilize different methods of sensing touch. The examples include resistive, surface acoustic wave, capacitive, infrared grid, infrared acrylic projection, optical imaging, dispersive signal technology, acoustic pulse recognition, etc. In a typical application, the system determines the intended command based on the controls displayed on the screen and the location of the touch. “Touchscreen” *Wikipedia*, the

free encyclopedia, <http://en.wikipedia.org/wiki/Touchscreen>. Accessed February 21, 2013, 9 pp.

[0005] The smartphones, tablet computers, and the like, are also
5 now being used to play electronic games that were traditionally played on
home computers utilizing various accessories, such as joysticks, steering
wheels, game controllers, and other similar input devices. In this regard,
although a tablet or smartphone may include a virtual input device, such as
an onscreen joystick, such arrangement lacks the full experience or the feel
10 of manipulating, for example, a physical joystick. Therefore, the users, and
particularly the electronic game enthusiasts, appreciate the use of a
physical mechanical actuator, such as a joystick, in connection with an
electronic device, such as a tablet computer, smartphone, and the like.

15 **[0006]** Various electronic devices, touch sensitive screens and
displays, and input devices are disclosed in U.S. Patents/Publications Nos.
4,600,807; 6,606,081B1; 6,903,662B2; 6,950,089B1; 7,391,410B2;
7,924,145B2; 8,138,869B1; 8,143,982B1; 8,143,983B1; 8,199,114B1;
8,242,868B2; 8,310,351B2; 8,330,713B2; 2006/0007179A1;
20 2006/0256090A1; 2010/0079403A1; 2011/0199325A1; 2011/0248947A1;
2012/0169597A1; 2013/0002571A1; and Foreign/PCT patent documents

DE 102009006153; KR 10-2012-0099902; WO 2012/005463 A2; WO
2012/094198 A1, and WO 2012/139203 A1.

[0007] In view of the popularity of smartphones, tablets, and other
5 electronic devices using touchscreens, and to provide the look-and-feel of
an external input device, such as a joystick, slider, knob, directional pad, or
the like, there is a need in the industry for a mechanical actuator apparatus
that provides a user with the real look-and-feel of an actual physical
actuator, when used on a touchscreen.

10

ASPECTS AND BRIEF SUMMARY OF THE INVENTION

[0008] The present disclosure is directed to various aspects of the
present invention.

15 **[0009]** One aspect of the present invention is to provide a
mechanical actuator apparatus for a touch sensing surface of an electronic
device.

[0010] Another aspect of the present invention is to provide a
20 joystick apparatus for a touch sensing surface of an electronic device.

[0011] Another aspect of the present invention is to provide a mechanical actuator or joystick apparatus, which allows an external actuator, such as a joystick, to be directly mounted over and engage a touch sensing surface of an electronic device. The apparatus allows a
5 quick and easy substitution of the actuator or joystick, as needed.

[0012] Another aspect of the present invention is to provide a mechanical actuator or joystick apparatus, which allows an external actuator, such as a joystick, to be directly mounted over and engage a
10 touch sensing surface of an electronic device. The apparatus allows a quick and easy connect or disconnect of the actuator or joystick, and positioning thereof anywhere over the touch sensing surface.

[0013] Another aspect of the present invention is to provide a
15 mechanical actuator apparatus for an electronic device having a touch sensing surface, which comprises a mechanical actuator including a base for accommodating a first magnetic member, an attachment member including a second magnetic member for engaging the first magnetic member, wherein the attachment member includes a surface configured to
20 mount directly over and engage the touch sensing surface. The mechanical actuator further includes a conductive member for contacting

the touch sensing surface, and a non-conductive member for spacing the actuator a distance from the touch sensing surface.

[0014] Another aspect of the present invention is to provide a joystick apparatus for an electronic device having a touch sensing surface, which comprises a joystick including a handle portion and a cooperating base portion with an upstanding sleeve. The handle portion includes a skirt portion for operably engaging the sleeve for thereby securing a first magnetic member therebetween. An attachment member includes a second magnetic member for engaging the first magnetic member, and a surface configured to mount directly over and engage the touch sensing surface. The base portion includes a conductive member for contacting the touch sensing surface.

[0015] Another aspect of the present invention is to provide a mechanical actuator apparatus for an electronic device having a touch sensing surface, which comprises a mechanical actuator including a base for accommodating a magnetic member, and an attachment member including a magnetic mesh for engaging the first magnetic member and a surface configured to mount directly over and engage the touch sensing surface. The mechanical actuator further includes a conductive member

for contacting the touch sensing surface, and a non-conductive member for spacing the actuator a distance from the touch sensing surface.

[0016] Another aspect of the present invention is to provide a
5 method of attaching a mechanical actuator apparatus to a touch sensing
surface, which comprises a) providing a mechanical actuator apparatus
including a mechanical actuator having a first magnetic member, and an
attachment member including a second magnetic member for engaging the
10 first magnetic member, a surface configured to mount directly over and
engage the touch sensing surface, a conductive member for contacting the
touch sensing surface, and a non-conductive member for spacing the
actuator a distance from the touch sensing surface, b) mounting the
attachment member immovably over and in engagement with the touch
15 sensing surface, and c) manipulating the mechanical actuator so as to
engage the first magnetic member with the second magnetic member.

[0017] In summary, the present invention provides a mechanical
actuator apparatus that can be easily used with the touchscreen of an
electronic device, such as a tablet, cellular phone, fablet, phablet, etc., and
20 which allows the user with the real look-and-feel of an external input device,
such as a joystick. The actuator apparatus further provides the flexibility of
easily switching between external input devices, as desired.

BRIEF DESCRIPTION OF THE DRAWINGS

[0018] One of the above and other aspects, novel features and advantages of the present invention will become apparent from the following detailed description of a preferred embodiment(s) of the invention,
5 as illustrated in the drawings, in which:

[0019] Figure 1 is a perspective view of a preferred embodiment of a mechanical actuator apparatus of the present invention, shown in use in conjunction with a tablet;
10

[0020] Figure 2 is an enlarged cross-sectional view taken along line 2-2 of Figure 1;

[0021] Figure 3 is a partial exploded view of the mechanical actuator
15 shown in Figure 1;

[0022] Figure 4 is a view similar to Figure 3, showing an alternate preferred embodiment of the mechanical actuator apparatus of the present invention;
20

[0023] Figure 5 is an enlarged view similar to Figure 2, shown without the mechanical actuator (joystick); and

[0027] As best shown in Figure 5, the bottom film 16 preferably includes a temporary or permanent adhesive layer 20 on the underside thereof for securing over the touchscreen TS of the tablet T. Alternatively, the attachment member 12 can be mounted over the touchscreen TS by
5 employing electrostatic, magnetostatic, or electromagnetic charge or suction force, or a combination thereof.

[0028] As best illustrated in Figure 3, the size of the attachment member 12 is selected to preferably correspond to the size of the
10 touchscreen TS, so that it fits neatly thereover just short of the internal limits of the border section TSB thereof. It is noted, however, that it is within the scope of the present invention to vary the overall size of the attachment member 12 to be smaller or larger than the size of the touchscreen TS. In this regard, if larger, the attachment member 12 would
15 simply extend beyond the touchscreen TS, and partially or entirely cover the touchscreen border section TSB.

[0029] Referring to Figure 2, the preferred structural details of the joystick 10 will now be described. As shown, the joystick 10 includes an
20 upper handle portion 22, and a cooperating lower base portion 24. The handle portion 22 includes a skirt 26 that engages with an upstanding sleeve 28 of the base portion 24. The skirt 26 and sleeve 28, together

define therebetween a recess 30 for accommodating a magnetic member 32 of a suitable size and shape. It is noted herewith that the inter-fitting construction and arrangement of the skirt 26 and sleeve 28 may be varied or reversed, if needed. For instance, in an alternate arrangement, the skirt
5 26 would fit inside the sleeve 28, instead of sliding over, as shown in Figure 2.

[0030] The joystick 10 further includes a non-conductive pad 34 or the like member positioned preferably centrally on the base portion 24.
10 The thickness of the non-conductive member 34 is selected to keep the bottom surface 25 of the base portion 24 a preferred distance (0.5 mm – 3 mm) from the touchscreen surface TSS, thereby allowing a user to manipulate or rock the joystick 10, during use. In this regard, a continuous (or segmented) strip of conductive pad 36 or the like is provided along the
15 periphery on the bottom surface 25 of the base portion 24. Alternatively, the conductive pad 36 may cover the entire bottom surface 25. The conductive pad 36 is preferably made of a material including silicone resin, vinyl chloride resin, siloxane resin, and/or a polyolefin resin, doped with a conductive metal or filler. Preferably, the height of the joystick 10 is 30-60
20 mm. One skilled in the art would readily appreciate that by manipulating the joystick 10, a user U can easily make a contact with the touch sensing surface TSS, as desired (Figures 1 and 2).

[0031] From the above description, and as illustrated in Figures 1-3 and 5, it would be readily appreciated that by mounting the attachment member 12 over the touch sensing surface TSS of the touchscreen TS, and manipulating the joystick 10 over the magnetic member 18, the joystick 10 can be held thereover due to the magnetic force between the magnetic members 18 and 32. In this regard, it is noted herewith that the term "magnetic member" as used herein, includes, but not limited to, a permanent magnet or electromagnet, and a member that is attractable to or by a magnet. It is also noted herewith that if a user desires to change or move the location of the joystick 10 over the touch sensing surface TSS, he or she can simply peel the films 14 and 16 apart, move the magnetic member 18 to another desired location, and simply attach the films 14 and 16 back together. If the attachment member 12 is smaller than the touchscreen TS, then the entire attachment member 12 can simply be moved to the desired location.

[0032] Figures 4 and 6 illustrate an alternate preferred embodiment of the mechanical actuator apparatus MAA of the present invention, which is similar to the embodiment described above, with the exception that the magnetic member 18 is substituted by a magnetic mesh 38 of a suitable thickness and design, and preferably corresponding in size to the top and bottom films 14 and 16. (It is noted herewith that the same or similar

components of the two embodiments have been designated by the same reference numerals.)

[0033] Although not shown, the magnetic mesh 38 is secured
5 between the top and bottom films 14 and 16, preferably by using a temporary or permanent adhesive, or other means, such as electrostatic, magnetostatic, electromagnetic, etc., force. The size of the magnetic mesh 38 can be varied to correspond to the size of the top and bottom films 14 and 16, as noted above with respect to the first embodiment.

10

[0034] One would readily appreciate the advantage of providing the magnetic mesh 38 between the top and bottom films 14 and 16, in that once mounted over the touch sensing surface TSS, a user can position the joystick 10 anywhere on the touchscreen TS, by simply detaching the
15 joystick 10 from one position and re-positioning at another location, using the magnetic force between the magnetic member 32 and the magnetic mesh 38.

[0035] It is noted herewith that while the present invention is
20 described and illustrated in conjunction with a tablet, it can be used with any electronic device, including, but not limited to, a television, videogame monitor, videogame console, a gaming device, a desktop computer, a

laptop computer, a personal digital assistant (PDA), a fablet, a phablet, a cellphone, a mobile phone, a smartphone, or a combination thereof.

[0036] While this invention has been described as having preferred
5 sequences, ranges, steps, order of steps, materials, structures, symbols, indicia, graphics, color scheme(s), shapes, configurations, features, components, or designs, it is understood that it is capable of further modifications, uses and/or adaptations of the invention following in general the principle of the invention, and including such departures from the
10 present disclosure as those come within the known or customary practice in the art to which the invention pertains, and as may be applied to the central features hereinbefore set forth, and fall within the scope of the invention and of the limits of the claims appended hereto or presented later. The invention, therefore, is not limited to the preferred embodiment(s)
15 shown/described herein.

REFERENCES

- [0037]** The following reference, and any cited in the disclosure herein, are hereby incorporated herein in their entirety by reference.
- 20 1. "Touchscreen" *Wikipedia*, the free encyclopedia, <http://en.wikipedia.org/wiki/Touchscreen>. Accessed February 21, 2013, 9 pp.

WHAT IS CLAIMED IS:

1. A mechanical actuator apparatus for an electronic device having a touch sensing surface, comprising:
 - 5 a) a mechanical actuator including a base for accommodating a first magnetic member;
 - b) an attachment member including a second magnetic member for engaging said first magnetic member;
 - 10 c) said attachment member including a surface configured to mount directly over and engage the touch sensing surface;
 - d) said mechanical actuator including a conductive member for contacting the touch sensing surface; and
 - 15 e) said mechanical actuator including a non-conductive member for spacing the actuator a distance from the touch sensing surface.

2. The actuator apparatus of Claim 1, wherein:
 - 20 a) said second magnetic member is immovably positioned relative to said attachment member.

3. The actuator apparatus of Claim 1, wherein:
- a) said attachment member comprises a film having said second magnetic member embedded therein.
- 5 4. The actuator apparatus of Claim 1, wherein:
- a) said attachment member comprises two films sandwiching said second magnetic member therebetween.
- 10 5. The actuator apparatus of Claim 2, wherein:
- a) said attachment member is immovably mounted over the touch sensing surface.
6. The actuator apparatus of Claim 5, wherein:
- 15 a) the surface of said attachment member includes a temporary or permanent adhesive.
7. The actuator apparatus of Claim 6, wherein:
- a) said attachment member is made of a clear plastic film substantially corresponding in size to the touch sensing surface.
- 20

8. The actuator apparatus of Claim 7, wherein:
- a) the mechanical actuator comprises a joystick.
9. The actuator apparatus of Claim 1, wherein:
- 5 a) said attachment member comprises a film having said second magnetic member attached thereto.
10. The actuator apparatus of Claim 9, wherein:
- 10 a) said second magnetic member comprises a magnetic mesh.
11. The actuator apparatus of Claim 4, wherein:
- 15 a) said second magnetic member comprises a magnetic mesh.
12. A joystick apparatus for an electronic device having a touch sensing surface, comprising:
- a) a joystick including a handle portion and a cooperating base portion;
 - 20 b) said base portion including an upstanding sleeve;

- 5
- 10
- c) said handle portion including a skirt portion for operably engaging said sleeve for thereby securing a first magnetic member therebetween;
 - d) an attachment member including a second magnetic member for engaging said first magnetic member;
 - e) said attachment member including a surface configured to mount directly over and engage the touch sensing surface; and
 - f) said base portion including a conductive member for contacting the touch sensing surface.

13. The joystick apparatus of Claim 12, wherein:

- 15
- a) said second magnetic member is immovably positioned relative to said attachment member.

14. The joystick apparatus of Claim 12, wherein:

- 20
- a) said attachment member comprises a film having said second magnetic member embedded therein.

15. The joystick apparatus of Claim 12, wherein:
- a) said attachment member comprises two films sandwiching said second magnetic member therebetween.
- 5
16. The joystick apparatus of Claim 13, wherein:
- a) said attachment member is immovably mounted over the touch sensing surface.
- 10
17. The joystick apparatus of Claim 16 wherein:
- a) the surface of said attachment member includes electrostatic, magnetostatic, or electromagnetic properties.
- 15
18. The joystick apparatus of Claim 16, wherein:
- a) the surface of said attachment member includes a temporary or permanent adhesive.
19. The joystick apparatus of Claim 12, wherein:
- 20 a) said upstanding sleeve defines a recess therein for holding said first magnetic member.

20. The joystick apparatus of Claim 12, wherein:
- a) said skirt portion defines a recess therein for holding said first magnetic member.
- 5 21. The joystick apparatus of Claim 12, wherein:
- a) said attachment member comprises a film having said second magnetic member attached thereto.
22. The joystick apparatus of Claim 21, wherein:
- 10 a) said second magnetic member comprises a magnetic mesh.
23. The joystick apparatus of Claim 15, wherein:
- 15 a) said second magnetic member comprises a magnetic mesh.
24. A mechanical actuator apparatus for an electronic device having a touch sensing surface, comprising:
- a) a mechanical actuator including a base for accommodating a magnetic member;
 - b) an attachment member including a magnetic mesh for engaging said first magnetic member;
- 20

- 5
- c) said attachment member including a surface configured to mount directly over and engage the touch sensing surface;
 - d) said mechanical actuator including a conductive member for contacting the touch sensing surface; and
 - e) said mechanical actuator including a non-conductive member for spacing the actuator a distance from the touch sensing surface.
- 10
25. The actuator apparatus of Claim 24, wherein:
- a) said attachment member comprises a film having said magnetic mesh attached thereto.
- 15
26. The actuator apparatus of Claim 24, wherein:
- a) said attachment member comprises two films sandwiching said magnetic mesh therebetween.
- 20
27. The actuator apparatus of Claim 24, wherein:
- a) the surface of said attachment member includes a temporary or permanent adhesive.

28. The actuator apparatus of Claim 25, wherein:
- a) said film substantially corresponds in size to the touch sensing surface.
- 5 29. The actuator apparatus of Claim 28, wherein:
- a) said magnetic mesh corresponds in size to said film.
30. The actuator apparatus of Claim 28, wherein:
- a) the mechanical actuator comprises a joystick.
- 10 31. A method of attaching a mechanical actuator apparatus to a touch sensing surface, comprising the steps of:
- a) providing a mechanical actuator apparatus, comprising:
 - 15 i) a mechanical actuator including a first magnetic member;
 - ii) an attachment member including a second magnetic member for engaging the first magnetic member;
 - 20 iii) the attachment member including a surface configured to mount directly over and engage the touch sensing surface;

- iv) the mechanical actuator including a conductive member for contacting the touch sensing surface; and
- v) the mechanical actuator including a non-conductive member for spacing the actuator a distance from the touch sensing surface;
- 5
- b) mounting the attachment member immovably over and in engagement with the touch sensing surface; and
- c) manipulating the mechanical actuator so as to engage the first magnetic member with the second magnetic member.
- 10
32. The method of Claim 31, wherein:
- the mechanical actuator comprises a joystick actuator.
- 15
33. The method of Claim 32, wherein:
- the joystick actuator, comprises:
- i) a joystick including a handle portion and a cooperating base portion;
- 20
- ii) the base portion including an upstanding sleeve; and

- iii) the handle portion including a skirt portion for operably engaging the sleeve for thereby securing the first magnetic member therebetween; and
- 5 iv) the base portion including a conductive member for contacting the touch sensing surface.
34. The method of Claim 33, wherein:
- 10 the base portion defines a recess therein for holding the first magnetic member.
35. The method of Claim 33, wherein:
- 15 the skirt portion defines a recess therein for holding the first magnetic member.
36. The method of Claim 31, wherein:
- the second magnetic member comprises a magnetic mesh.
- 20 37. The actuator apparatus of Claim 1, wherein:
- a) the electronic device comprises a television, videogame monitor, videogame console, a gaming

device, a desktop computer, a laptop computer, a tablet, a personal digital assistant (PDA), a fablet, a phablet, a cellphone, a mobile phone, a smartphone, or a combination thereof.

5

38. The actuator apparatus of Claim 12, wherein:

- a) the electronic device comprises a television, videogame monitor, videogame console, a gaming device, a desktop computer, a laptop computer, a tablet, a personal digital assistant (PDA), a fablet, a phablet, a cellphone, a mobile phone, a smartphone, or a combination thereof.

10

1/4

FIG. 1

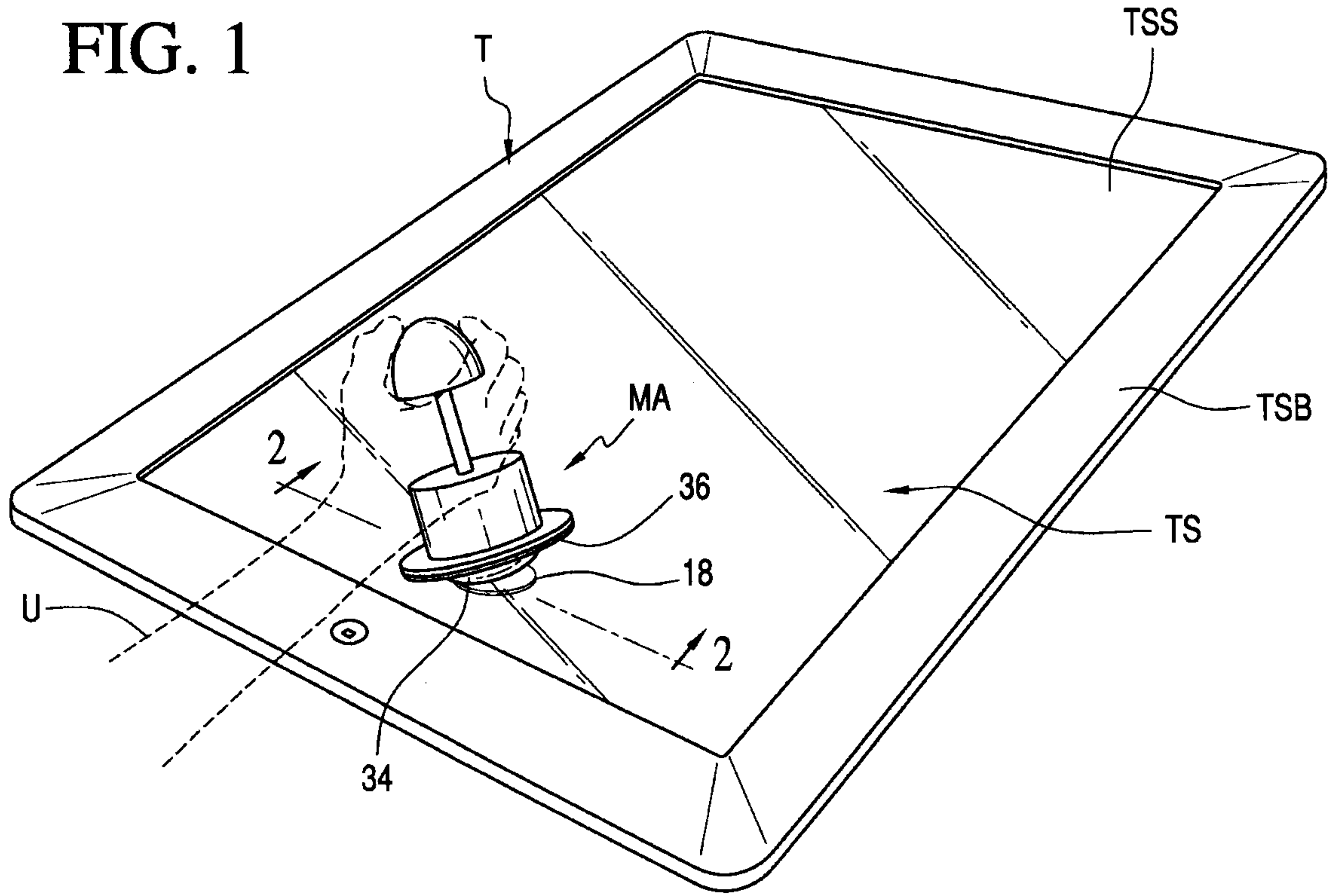
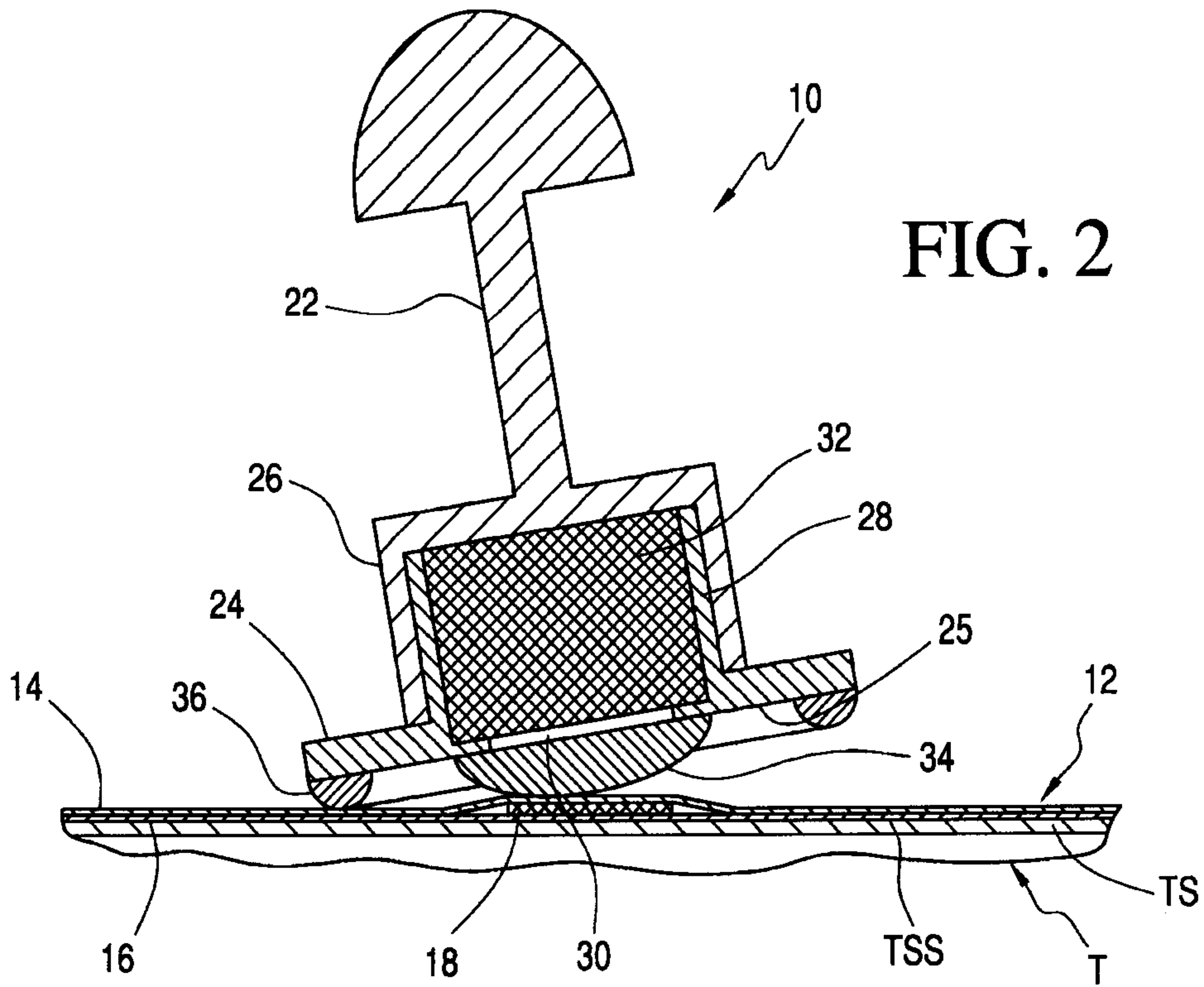


FIG. 2



2/4

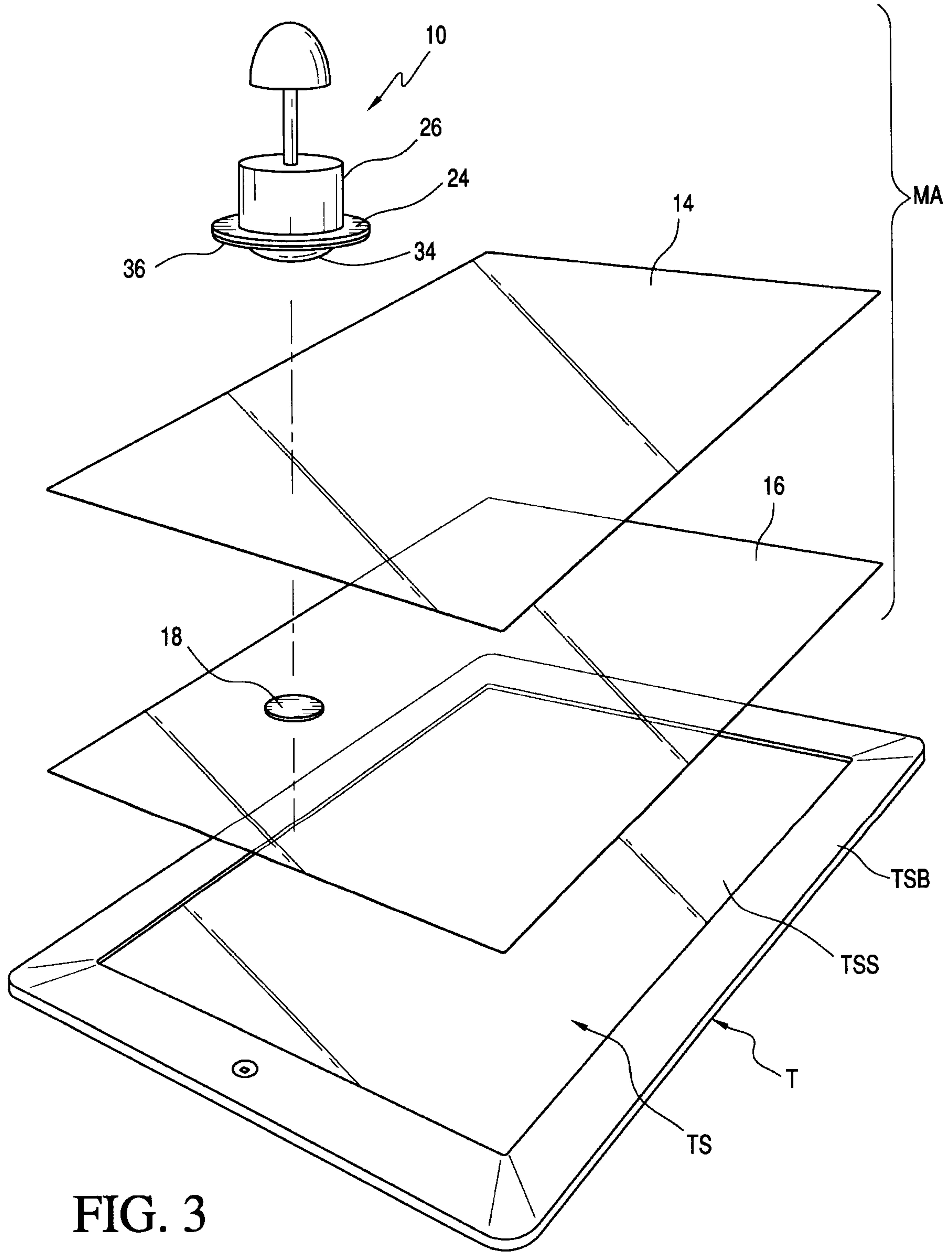


FIG. 3

3/4

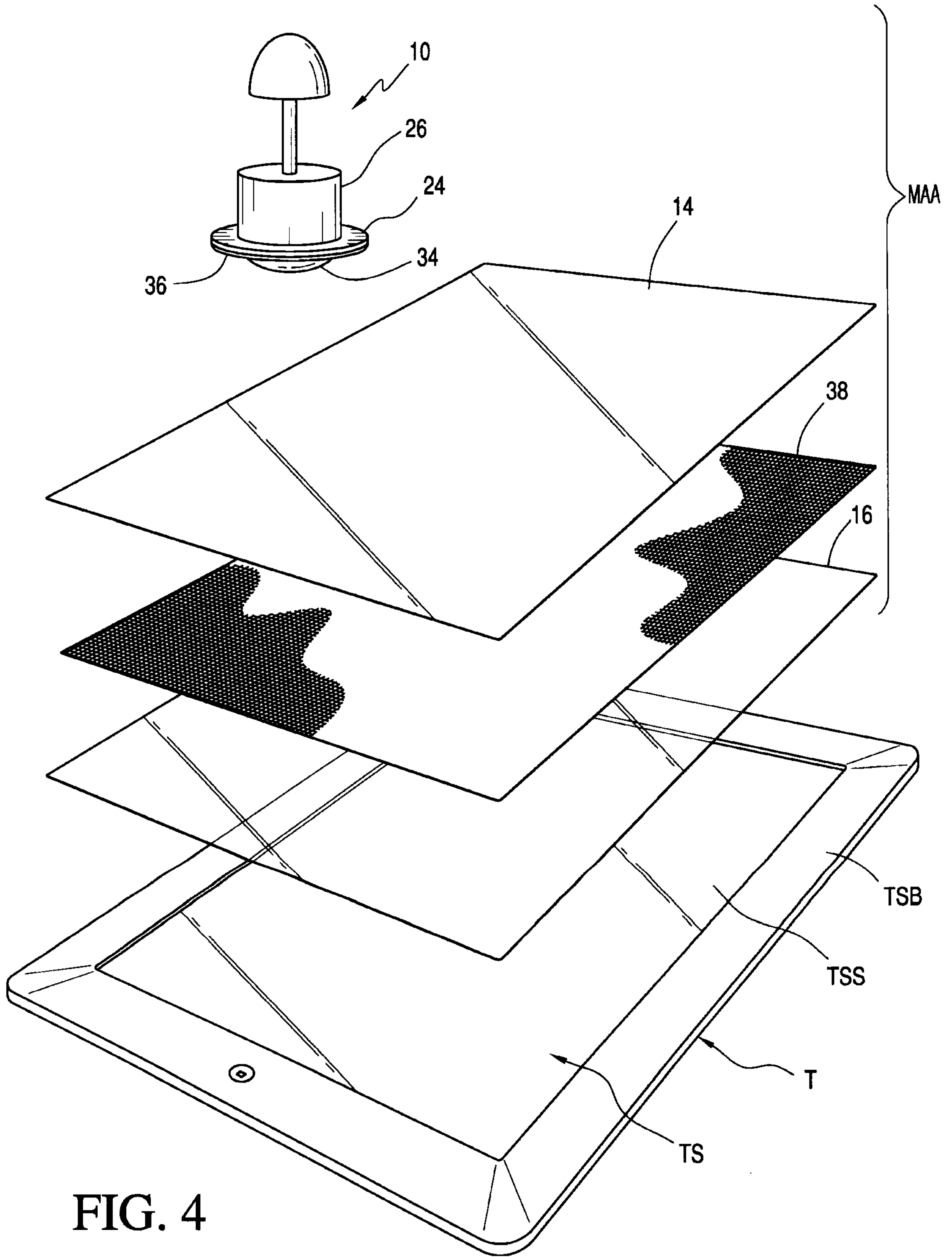


FIG. 4

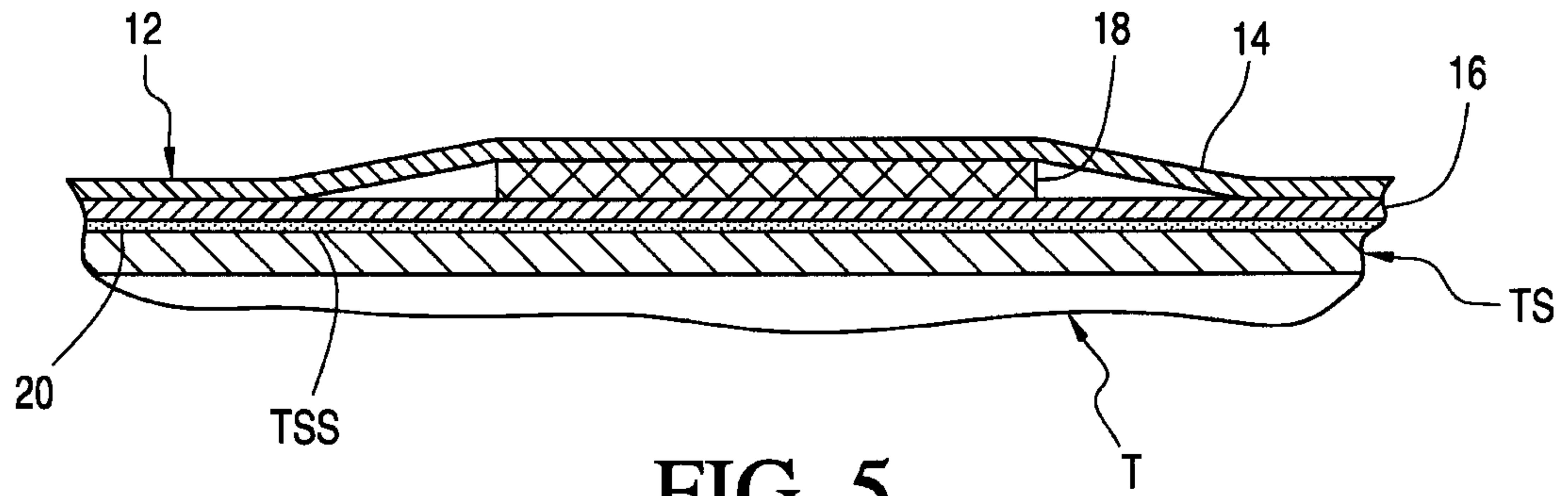


FIG. 5

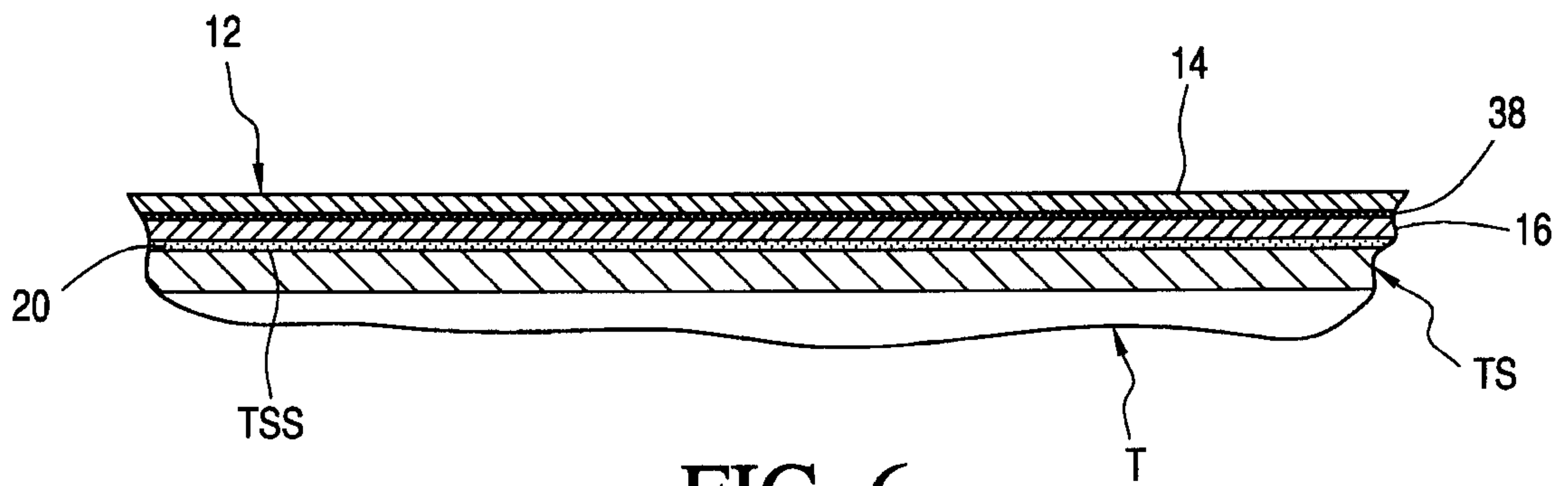


FIG. 6

FIG. 1

