



US00D346969S

# United States Patent [19]

[11] Patent Number: **Des. 346,969**

**Odaka et al.**

[45] Date of Patent: **\*\* May 17, 1994**

[54] **CLOCK**

[75] Inventors: **Seiji Odaka; Tsuyoshi Oyanagi**, both of Tokyo, Japan

[73] Assignee: **Seikosha Co., Ltd.**, Japan

[\*\*] Term: **14 Years**

[21] Appl. No.: **818,376**

[22] Filed: **Jan. 9, 1992**

[52] U.S. Cl. .... **D10/22**

[58] Field of Search ..... **368/276-277, 368/285; D10/1-40, 122-132**

[56] **References Cited**

### U.S. PATENT DOCUMENTS

D. 3,779	12/1868	Kroeber	.....	D10/22
D. 3,780	12/1868	Kroeber	.....	D10/22
D. 3,27,650	7/1992	Sugano	.....	D10/22

### OTHER PUBLICATIONS

*European Jeweler*—Nov. 1989—p. 84—clock at top-left.

*Primary Examiner*—Nelson C. Holtje  
*Attorney, Agent, or Firm*—Bruce L. Adams; Van C. Wilks

### CLAIM

[57] The ornamental design for a clock, as shown and described.

### DESCRIPTION

FIG. 1 is a front elevational view of a clock showing my new design;

FIG. 2 is a rear elevational view thereof;

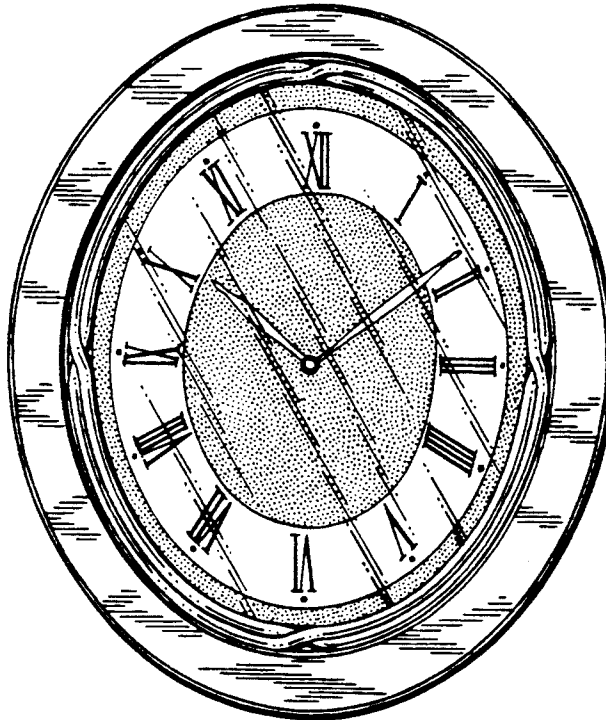
FIG. 3 is a top plan view thereof;

FIG. 4 is a bottom plan view thereof;

FIG. 5 is a left side elevational view thereof;

FIG. 6 is a right side elevational view thereof; and,

FIG. 7 is a front right perspective view thereof.



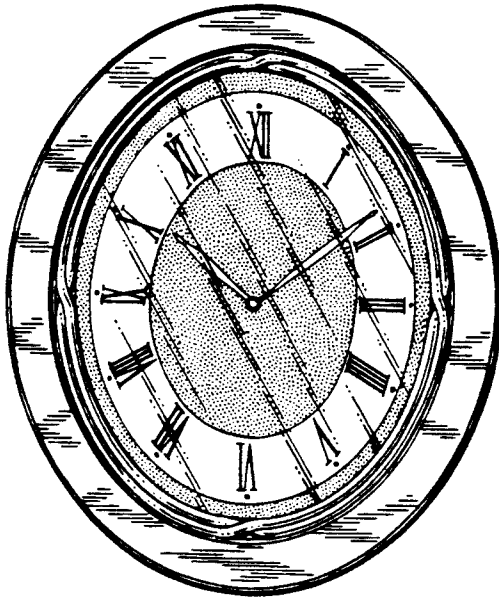


FIG. 1

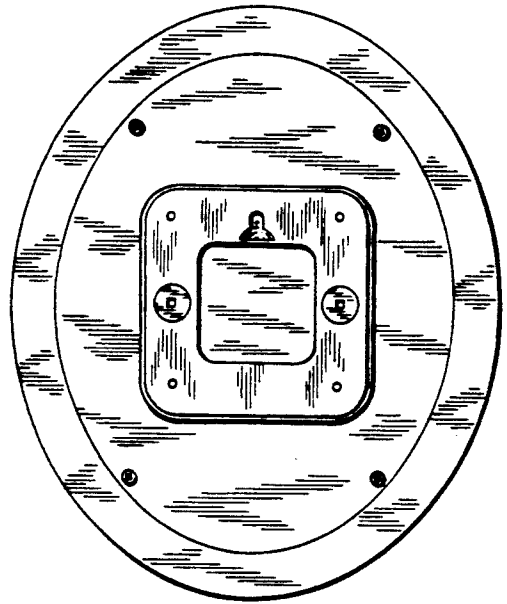


FIG. 2




FIG. 3



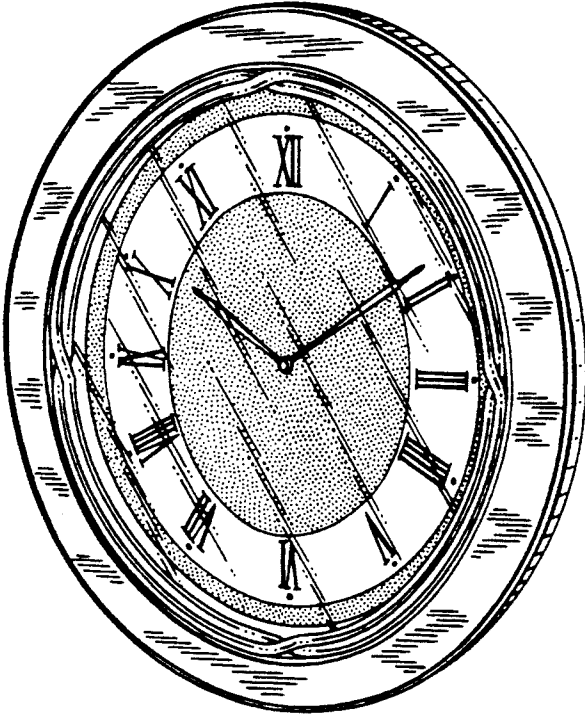
FIG. 4



FIG. 5



FIG. 6



*FIG. 7*