



US00D460172S

(12) **United States Design Patent**  
**Johnson**

(10) **Patent No.:** **US D460,172 S**

(45) **Date of Patent:** **\*\* Jul. 9, 2002**

(54) **MALE CONDOM HARNESS**

(76) **Inventor:** **Joseph T. Johnson**, 8028 Regent Park  
La., Charlotte, NC (US) 28210

(\*\*) **Term:** **14 Years**

(21) **Appl. No.:** **29/140,782**

(22) **Filed:** **Apr. 24, 2001**

(51) **LOC (7) Cl.** ..... **28-01**

(52) **U.S. Cl.** ..... **D24/105; D24/143**

(58) **Field of Search** ..... D24/105, 143;  
128/844, 842, 845, 918, 917; 600/38, 41;  
604/349

(56) **References Cited**

**U.S. PATENT DOCUMENTS**

D410,741 S	*	6/1999	Chaney	.....	D24/143
D417,502 S	*	12/1999	Johnson	.....	D24/105
6,102,043 A	*	8/2000	Johnson	.....	128/844
D439,968 S	*	4/2001	Johnson	.....	D24/105
D444,223 S	*	6/2001	Johnson	.....	D24/105

\* cited by examiner

*Primary Examiner*—Ian Simmons

(74) *Attorney, Agent, or Firm*—Christopher C. Dremann

(57)

**CLAIM**

The ornamental design for a male condom harness, as shown and described.

**DESCRIPTION**

FIG. 1 is a perspective view of a preferred embodiment of a male condom harness according to the invention having one scrotum band and four application handles;

FIG. 2 is a top plan view of the male condom harness of FIG. 1;

FIG. 3 is a bottom plan view of the male condom harness of FIG. 1;

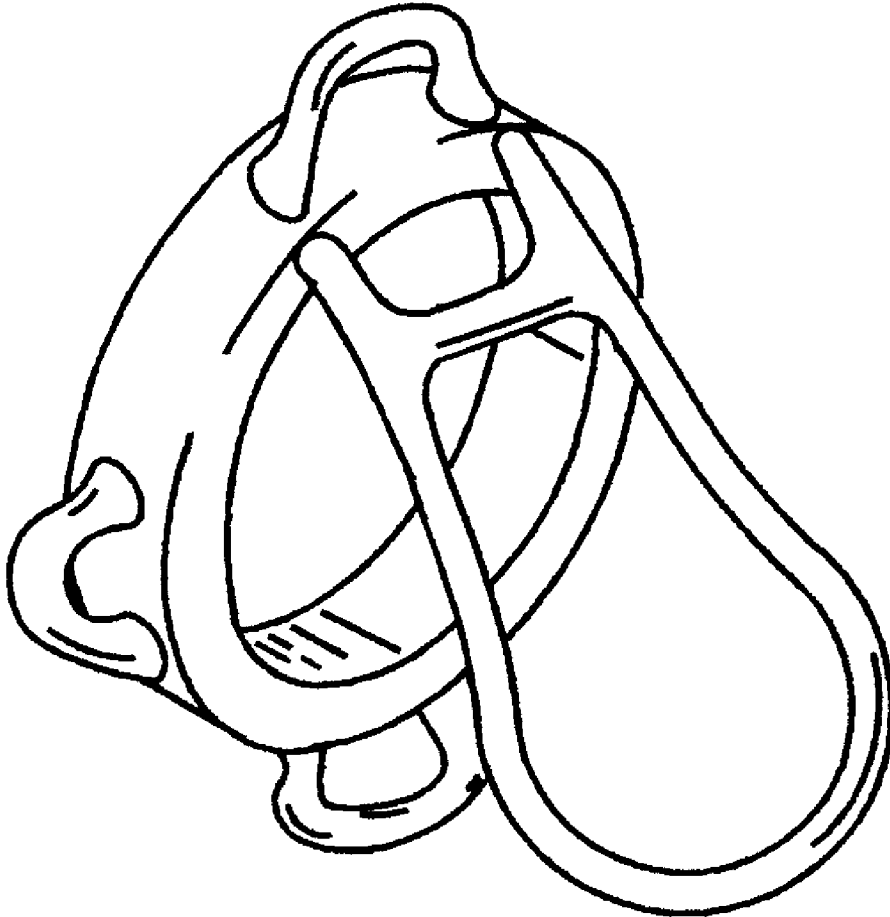
FIG. 4 is a front end elevation view of the male condom harness of FIG. 1;

FIG. 5 is a right side elevation view of the male condom harness of FIG. 1;

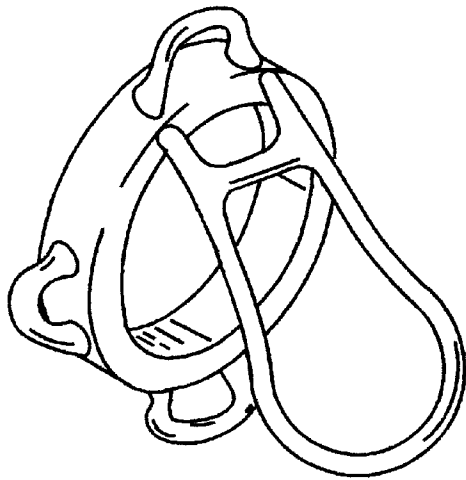
FIG. 6 is a rear end elevation view of the male condom harness of FIG. 1; and,

FIG. 7 is a left side elevation view of the male condom harness of FIG. 1.

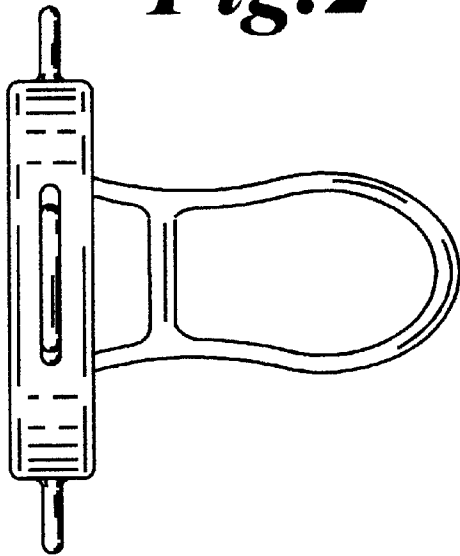
**1 Claim, 2 Drawing Sheets**



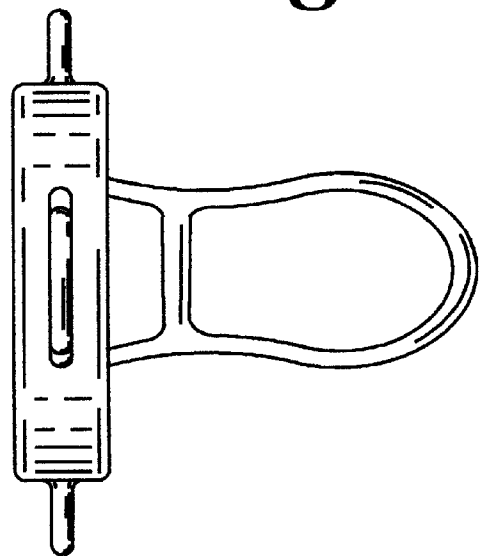
*Fig.1*

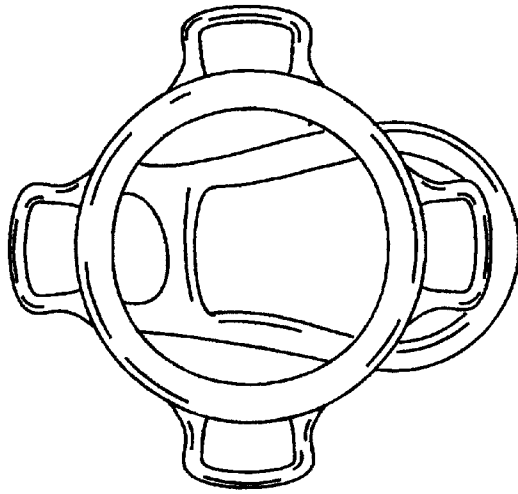


*Fig.2*

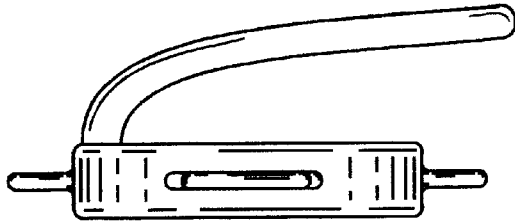


*Fig.3*

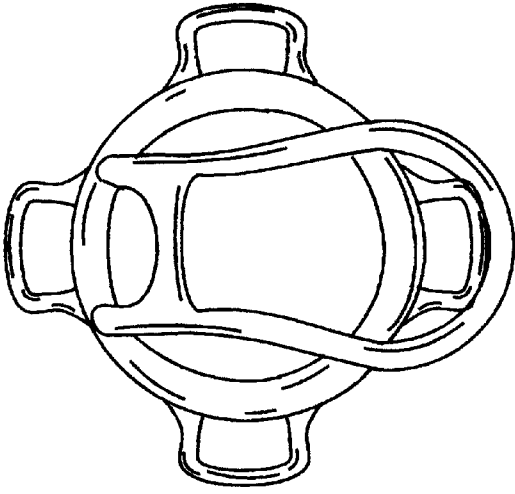




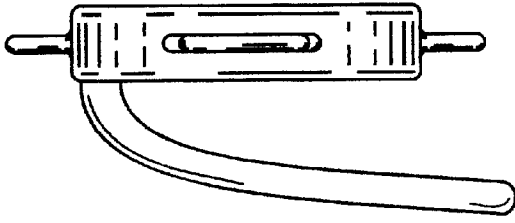
*Fig. 4*



*Fig. 5*



*Fig. 6*



*Fig. 7*