



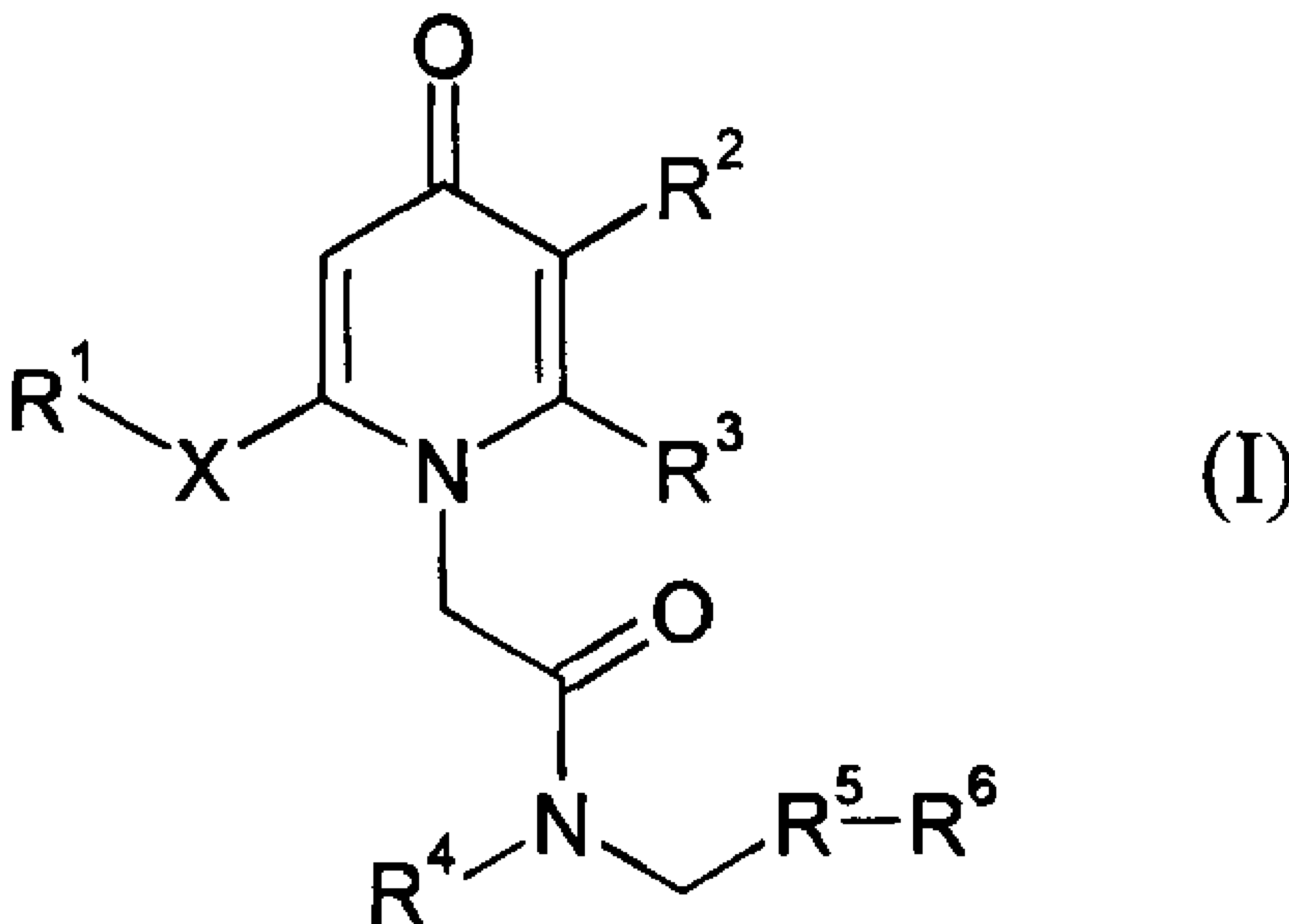
(86) Date de dépôt PCT/PCT Filing Date: 2001/10/05
(87) Date publication PCT/PCT Publication Date: 2002/04/18
(45) Date de délivrance/Issue Date: 2011/09/13
(85) Entrée phase nationale/National Entry: 2003/04/08
(86) N° demande PCT/PCT Application No.: EP 2001/011610
(87) N° publication PCT/PCT Publication No.: 2002/030904
(30) Priorité/Priority: 2000/10/10 (GB0024808.8)

(51) Cl.Int./Int.Cl. *C07D 215/36* (2006.01),
A61K 31/47 (2006.01), *A61P 9/10* (2006.01),
C07D 211/74 (2006.01), *C07D 213/68* (2006.01),
C07D 215/22 (2006.01), *C07D 221/04* (2006.01),
C07D 401/12 (2006.01), *C07D 471/04* (2006.01),
C07D 487/04 (2006.01), *C07D 495/04* (2006.01),
C07D 513/04 (2006.01)

(72) Inventeurs/Inventors:
HICKEY, DEIRDRE MARY BERNADETTE, GB;
IFE, ROBERT JOHN, GB;
LEACH, COLIN ANDREW, GB;
LIDDLE, JOHN, GB;
...

(73) Propriétaire/Owner:

(54) Titre : DERIVES PYRIDINONE PERMETTANT DE TRAITER L'ATHEROSCLEROSE
(54) Title: PYRIDINONE DERIVATIVES FOR TREATMENT OF ATHEROSCLEROSIS



(57) Abrégé/Abstract:

Compounds of formula (I): (see formula I) are inhibitors of the enzyme Lp-PLA₂ and are of use in therapy, in particular for treating atherosclerosis.



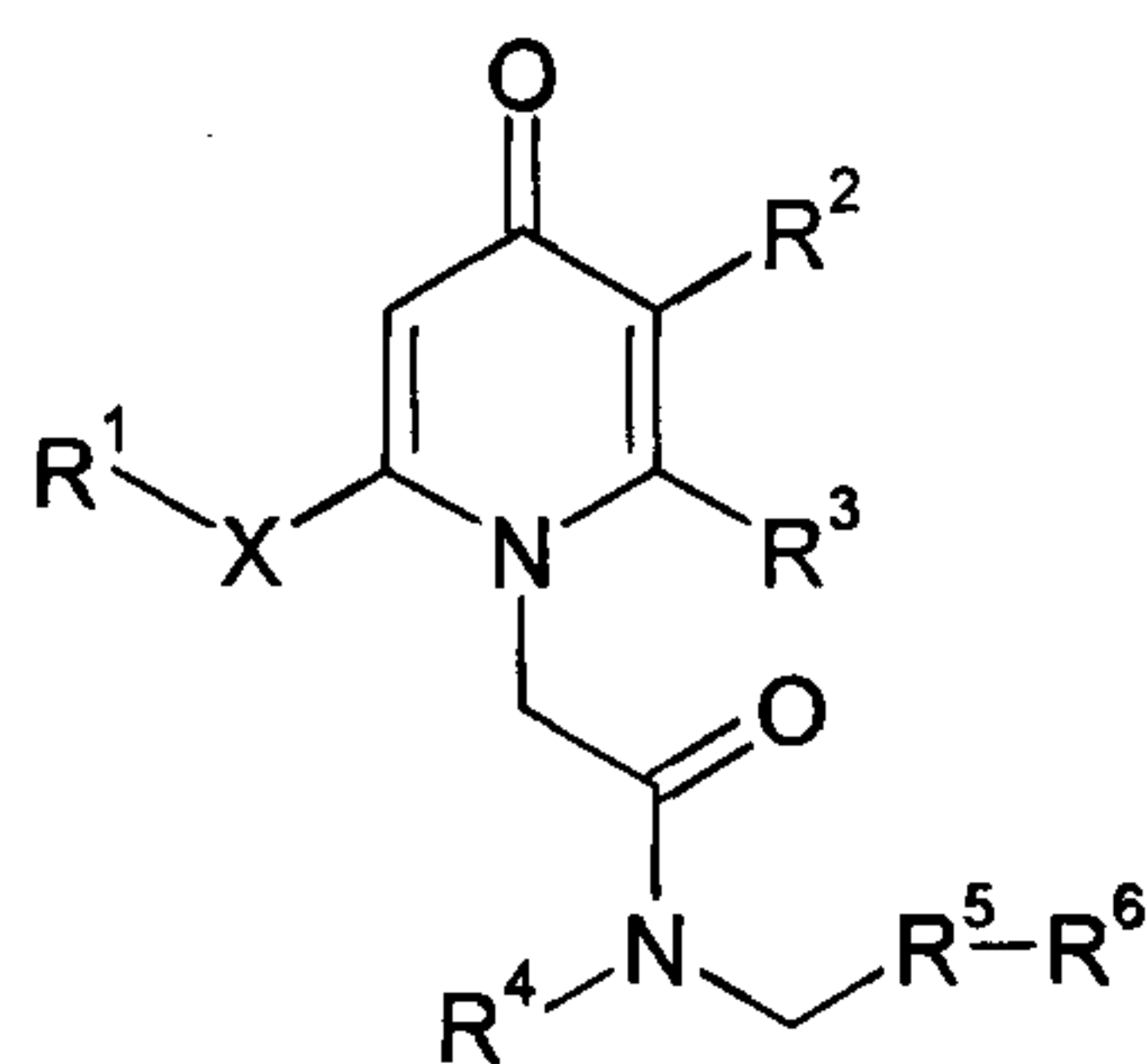
(72) **Inventeurs(suite)/Inventors(continued):** PINTO, IVAN LEO, GB; SMITH, STEPHEN ALLEN, GB;
STANWAY, STEVEN JAMES, GB

(73) **Propriétaires(suite)/Owners(continued):** SMITHKLINE BEECHAM P.L.C., GB

(74) **Agent:** NORTON ROSE OR S.E.N.C.R.L., S.R.L./LLP

Abstract

Compounds of formula (I):



are inhibitors of the enzyme Lp-PLA₂ and are of use in therapy, in particular for treating atherosclerosis.

PYRIDINONE DERIVATIVES FOR TREATMENT OF ATHEROSCLEROSIS

5 The present invention relates to certain novel pyrimidinone compounds, processes for their preparation, intermediates useful in their preparation, pharmaceutical compositions containing them and their use in therapy, in particular in the treatment of atherosclerosis.

10 WO 95/00649 (SmithKline Beecham plc) describes the phospholipase A₂ enzyme Lipoprotein Associated Phospholipase A₂ (Lp-PLA₂), the sequence, isolation and purification thereof, isolated nucleic acids encoding the enzyme, and recombinant host cells transformed with DNA encoding the enzyme. Suggested therapeutic uses for inhibitors of the enzyme included atherosclerosis, diabetes, rheumatoid arthritis, stroke, myocardial infarction, reperfusion injury and acute and chronic inflammation. A subsequent publication from the same group further describes this enzyme (Tew D *et al*, *Arterioscler Thromb Vas Biol* 1996;16;591-9) wherein it is referred to as LDL-PLA₂. A later patent application (WO 15 95/09921, Icos Corporation) and a related publication in *Nature* (Tjoelker *et al*, vol 374, 6 April 1995, 549) describe the enzyme PAF-AH which has essentially the same sequence as Lp-PLA₂ and suggest that it may have potential as a therapeutic protein for regulating pathological inflammatory events.

20 It has been shown that Lp-PLA₂ is responsible for the conversion of phosphatidylcholine to lysophosphatidylcholine, during the conversion of low density lipoprotein (LDL) to its oxidised form. The enzyme is known to hydrolyse the sn-2 ester of the oxidised phosphatidylcholine to give lysophosphatidylcholine and an oxidatively modified fatty acid. Both products of Lp-PLA₂ action are biologically active with lysophosphatidylcholine, in particular having several pro-atherogenic activities ascribed to it including monocyte chemotaxis and induction of endothelial dysfunction, both of which 25 facilitate monocyte-derived macrophage accumulation within the artery wall. Inhibition of the Lp-PLA₂ enzyme would therefore be expected to stop the build up of these macrophage enriched lesions (by inhibition of the formation of lysophosphatidylcholine and oxidised free fatty acids) and so be useful in the treatment of atherosclerosis.

30 A recently published study (WOSCOPS – Packard *et al*, *N. Engl. J. Med.* 343 (2000) 1148-1155) has shown that the level of the enzyme Lp-PLA₂ is an independent risk factor in coronary artery disease.

35 The increased lysophosphatidylcholine content of oxidatively modified LDL is also thought to be responsible for the endothelial dysfunction observed in patients with atherosclerosis. Inhibitors of Lp-PLA₂ could therefore prove beneficial in the treatment of this phenomenon. An Lp-PLA₂ inhibitor could also find utility in other disease states that exhibit endothelial dysfunction including diabetes, hypertension, angina pectoris and after ischaemia and reperfusion.

40 In addition, Lp-PLA₂ inhibitors may also have a general application in any disorder that involves activated monocytes, macrophages or lymphocytes, as all of these cell types express Lp-PLA₂. Examples of such disorders include psoriasis.

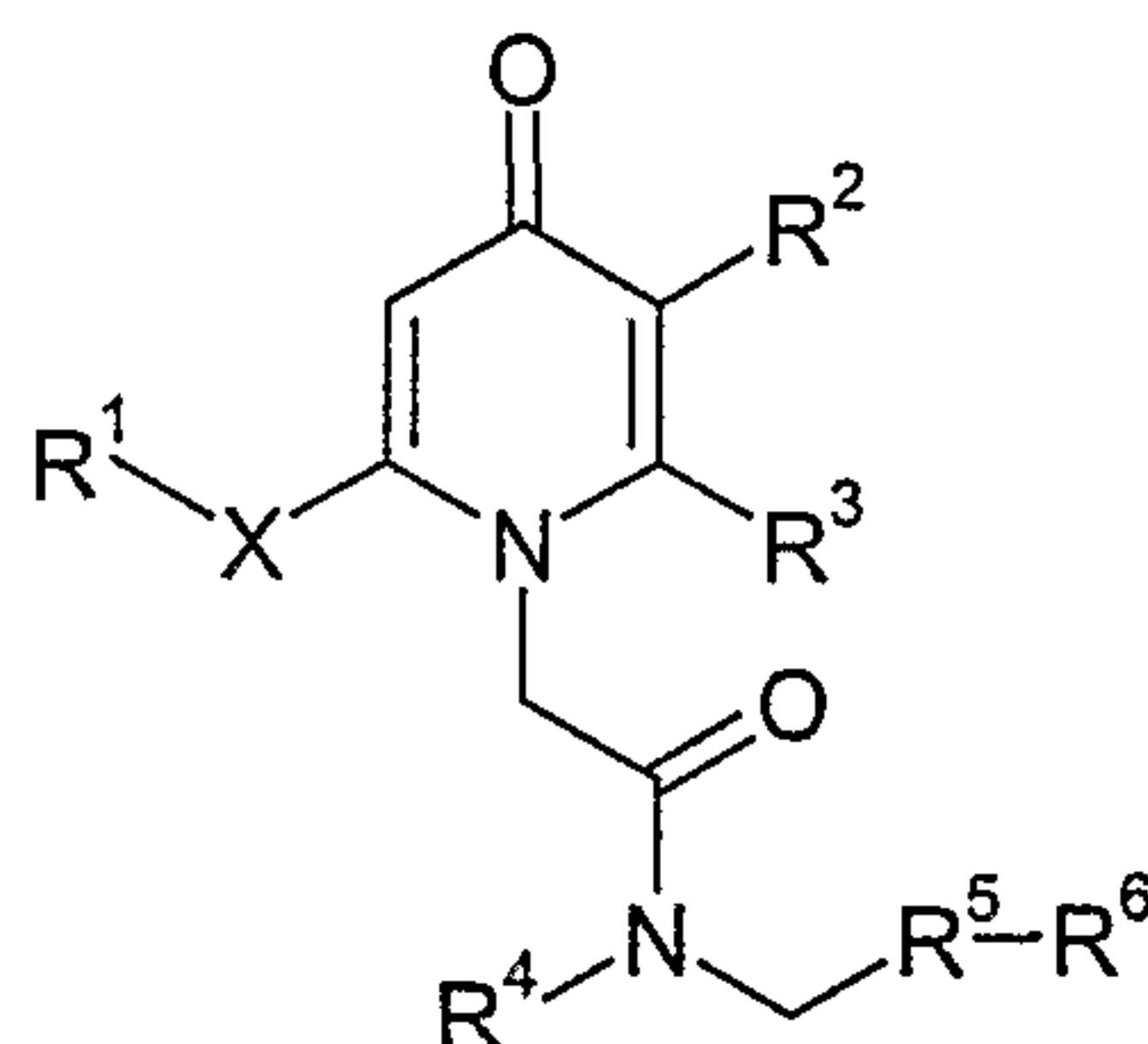
45 Furthermore, Lp-PLA₂ inhibitors may also have a general application in any disorder that involves lipid oxidation in conjunction with Lp-PLA₂ activity to produce the two injurious products, lysophosphatidylcholine and oxidatively modified fatty acids. Such conditions include the

aforementioned conditions atherosclerosis, diabetes, rheumatoid arthritis, stroke, myocardial infarction, ischaemia, reperfusion injury and acute and chronic inflammation.

Patent applications WO 96/12963, WO 96/13484, WO 96/19451, WO 97/02242, WO 97/217675, WO 97/217676, WO 96/41098, and WO 97/41099 (SmithKline Beecham plc) disclose *inter alia* various series of 4-thionyl/sulfinyl/sulfonyl azetidinone compounds which are inhibitors of the enzyme Lp-PLA₂. These are irreversible, acylating inhibitors (Tew *et al*, Biochemistry, **37**, 10087, 1998).

A further class of compounds has now been identified which are non-acylating inhibitors of the enzyme Lp-PLA₂. Thus, WO 99/24420, WO 00/10980, WO 00/66566, WO 00/66567 and WO 00/68208 (SmithKline Beecham plc) disclose a class of pyrimidone compounds. We have now found that the pyrimidone ring may be replaced by a pyridone ring, to give compounds having good activity as inhibitors of the enzyme Lp-PLA₂.

Accordingly, the present invention provides a compound of formula (I):



(I)

in which:

R¹ is an aryl group, optionally substituted by 1, 2, 3 or 4 substituents which may be the same or different selected from C₍₁₋₆₎alkyl, C₍₁₋₆₎alkoxy, C₍₁₋₆₎alkylthio, hydroxy, halogen, CN, mono to perfluoro-C₍₁₋₄₎alkyl, mono to perfluoro-C₍₁₋₄₎alkoxyaryl, and arylC₍₁₋₄₎alkyl;

R² is halogen, C₍₁₋₃₎alkyl, C₍₁₋₃₎alkoxy, hydroxyC₍₁₋₃₎alkyl, C₍₁₋₃₎alkylthio, C₍₁₋₃₎alkylsulphinyl, aminoC₍₁₋₃₎alkyl, mono- or di-C₍₁₋₃₎alkylaminoC₍₁₋₃₎alkyl, C₍₁₋₃₎alkylcarbonylaminoC₍₁₋₃₎alkyl, C₍₁₋₃₎alkoxyC₍₁₋₃₎alkylcarbonylaminoC₍₁₋₃₎alkyl, C₍₁₋₃₎alkylsulphonylaminoC₍₁₋₃₎alkyl, C₍₁₋₃₎alkylcarboxy, C₍₁₋₃₎alkylcarboxyC₍₁₋₃₎alkyl, and

R³ is hydrogen, halogen, C₍₁₋₃₎alkyl, or hydroxyC₍₁₋₃₎alkyl; or

R² and R³ together with the pyridone ring carbon atoms to which they are attached form a fused 5- or 6-membered carbocyclic ring; or

R² and R³ together with the pyridone ring carbon atoms to which they are attached form a fused benzo or heteroaryl ring optionally substituted by 1, 2, 3 or 4 substituents which may be the same or different selected from halogen, C₍₁₋₄₎alkyl, cyano, C₍₁₋₃₎alkoxyC₍₁₋₃₎alkyl, C₍₁₋₄₎alkoxy or C₍₁₋₄₎alkylthio, or mono to perfluoro-C₍₁₋₄₎alkyl;

R⁴ is hydrogen, C₍₁₋₆₎alkyl which may be unsubstituted or substituted by 1, 2 or 3 substituents selected from hydroxy, halogen, OR⁷, COR⁷, carboxy, COOR⁷, CONR⁹R¹⁰, NR⁹R¹⁰, NR⁷COR⁸, mono- or di-(hydroxyC₍₁₋₆₎alkyl)amino and N-hydroxyC₍₁₋₆₎alkyl-N-C₍₁₋₆₎alkylamino; or

R⁴ is Het-C₍₀₋₄₎alkyl in which Het is a 5- to 7- membered heterocyclyl ring comprising N and optionally O or S, and in which N may be substituted by COR⁷, COOR⁷, CONR⁹R¹⁰, or C₍₁₋₆₎alkyl

optionally substituted by 1, 2 or 3 substituents selected from hydroxy, halogen, OR⁷, COR⁷, carboxy, COOR⁷, CONR⁹R¹⁰ or NR⁹R¹⁰, for instance, piperidin-4-yl, pyrrolidin-3-yl;

R⁵ is an aryl or a heteroaryl ring optionally substituted by 1, 2, 3 or 4 substituents which may be the same or different selected from C₍₁₋₆₎alkyl, C₍₁₋₆₎alkoxy, C₍₁₋₆₎alkylthio, arylC₍₁₋₆₎alkoxy, hydroxy, halogen, CN, COR⁷, carboxy, COOR⁷, NR⁷COR⁸, CONR⁹R¹⁰, SO₂NR⁹R¹⁰, NR⁷SO₂R⁸, NR⁹R¹⁰, mono to perfluoro-C₍₁₋₄₎alkyl and mono to perfluoro-C₍₁₋₄₎alkoxy;

R⁶ is an aryl or a heteroaryl ring which is further optionally substituted by 1, 2, 3 or 4 substituents which may be the same or different selected from C₍₁₋₆₎alkyl, C₍₁₋₆₎alkoxy, C₍₁₋₆₎alkylthio, C₍₁₋₆₎alkylsulfonyl, arylC₍₁₋₆₎alkoxy, hydroxy, halogen, CN, COR⁷, carboxy, COOR⁷, CONR⁹R¹⁰, NR⁷COR⁸, SO₂NR⁹R¹⁰, NR⁷SO₂R⁸, NR⁹R¹⁰, mono to perfluoro-C₍₁₋₄₎alkyl and mono to perfluoro-C₍₁₋₄₎alkoxy, or C₍₅₋₁₀₎alkyl;

R⁷ and R⁸ are independently hydrogen or C₍₁₋₁₂₎alkyl, for instance C₍₁₋₄₎alkyl (e.g. methyl or ethyl);

R⁹ and R¹⁰ which may be the same or different is each selected from hydrogen, or C₍₁₋₁₂₎alkyl, or R⁹ and R¹⁰ together with the nitrogen to which they are attached form a 5- to 7 membered ring optionally containing one or more further heteroatoms selected from oxygen, nitrogen and sulphur, and optionally substituted by one or two substituents selected from hydroxy, oxo, C₍₁₋₄₎alkyl, C₍₁₋₄₎alkylcarboxy, aryl, e.g. phenyl, or aralkyl, e.g. benzyl, for instance morpholine or piperazine; and

X is a C₍₂₋₄₎alkylene group (optionally substituted by 1, 2 or 3 substituents selected from methyl and ethyl), CH=CH, (CH₂)_nS or (CH₂)_nO where n is 1, 2 or 3.

In a further aspect the present invention provides a compound of formula (I) as defined above in which:

R² and R³ together with the pyridone ring carbon atoms to which they are attached form a fused benzo or heteroaryl ring optionally substituted by 1, 2, 3 or 4 substituents which may be the same or different selected from halogen, C₍₁₋₄₎alkyl, cyano, C₍₁₋₄₎alkoxy or C₍₁₋₄₎alkylthio, or mono to perfluoro-C₍₁₋₄₎alkyl.

Representative examples of R¹ when an aryl group include phenyl and naphthyl. Preferably, R¹ is phenyl optionally substituted by halogen, C₍₁₋₆₎alkyl, trifluoromethyl, C₍₁₋₆₎alkoxy, preferably, from 1 to 3 fluoro, more preferably, 2,3-difluoro.

Representative examples of R² include methyl, ethyl, and trifluoroethyl when R³ is hydrogen.

Representative examples of R³ include methyl when R² is methyl.

Further representative examples of R² and R³ include when R² and R³ together with the pyridone ring carbon atoms to which they are attached form a fused 5-membered carbocyclic (cyclopentenyl) ring, or a fused benzo, pyrido, pyrazolo or thieno ring.

Further representative examples of R² and R³ include when R² and R³, together with the pyridone ring carbon atoms to which they are attached, form a pyrazolo ring substituted on the N atom by C₍₁₋₃₎alkyl or methoxyethyl; and when R² and R³, together with the pyridone ring carbon atoms to which they are attached, form either a thiazolyl, thieno or pyrido ring substituted by methyl.

Preferably, R² and R³ together with the pyridone ring carbon atoms to which they are attached form a fused 5-membered carbocyclic (cyclopentenyl) ring or a fused benzo, pyrido, thieno or pyrazolo ring.

Preferably, R² and R³, together with the pyridone ring carbon atoms to which they are attached, form a fused thiazolyl ring substituted by methyl.

- 5 Representative examples of R⁴ include hydrogen, methyl, 2-(diethylamino)ethyl, 2-(piperidin-1-yl)ethyl, 2-(pyrrolidin-1-yl)ethyl, 3-(morpholin-4-yl)propyl, 1-ethyl-piperidin-4-yl and 1-ethyl-pyrrolidin-2-ylmethyl. Preferably R⁴ is 2-(diethylamino)ethyl or 1-ethyl-piperidin-4-yl.

- 10 Further representative examples of R⁴ include piperidin-4-yl substituted at the 1-position by methyl, isopropyl, 1-(2-methoxyethyl), 1-(2-hydroxyethyl), t-butoxycarbonyl or ethoxycarbonylmethyl; ethyl substituted at the 2-position by aminoethyl; 1-ethylpiperidinylmethyl; piperidin-4-yl; 3-diethylaminopropyl; 4-pyrrolidin-1-ylbutyl and 1-ethylpyrrolidin-3-yl.

- 15 Preferably R⁴ is 1-(2-methoxyethyl)piperidin-4-yl, 1-methylpiperidin-4-yl or 1-ethylpyrrolidin-3-yl.

Representative examples of R⁵ include phenyl and pyridyl. Preferably, R⁵ is phenyl.

- 20 Representative examples of R⁶ include phenyl optionally substituted by halogen, or trifluoromethyl, preferably at the 4-position and hexyl. Preferably, R⁶ is phenyl substituted by trifluoromethyl at the 4-position.

Further representative examples of R⁶ include phenyl substituted by 1 or more C₍₁₋₃₎alkyl. Preferably, R⁶ is phenyl substituted by ethyl in the 4-position.

- 25 Preferably, R⁵ and R⁶ together form a 4-(phenyl)phenyl or a 2-(phenyl)pyridinyl substituent in which the remote phenyl ring may be optionally substituted by halogen or trifluoromethyl, preferably at the 4-position.

- 30 Preferably X is C₍₂₋₄₎alkylene, more preferably C₍₂₋₃₎alkylene, most preferably, (CH₂)₂, or CH₂S.

It will be appreciated that within the compounds of formula (I) there is a sub-group of compounds (group A) in which:

- R¹ is phenyl substituted by 2,3-difluoro;
 R² and R³, together with the pyridone ring carbon atoms to which they are attached, form a fused 5-
 35 membered carbocyclic (cyclopentenyl) ring, or a fused benzo or pyrido ring;
 R⁴ is 2-(diethylamino)ethyl, 1-ethyl-piperidin-4-yl, 1-(2-methoxyethyl)piperidin-4-yl, 1-methylpiperidin-4-yl or 1-ethylpyrrolidin-3-yl;
 R⁵ is phenyl;
 R⁶ is phenyl substituted by ethyl or trifluoromethyl in the 4-position; and
 40 X is CH₂S.

It will be appreciated that within the compounds of formula (I) there is a further sub-group of compounds (group B) in which:

R¹ is phenyl substituted by 2,3-difluoro;

R² and R³, together with the pyridone ring carbon atoms to which they are attached, form a fused thiazolyl ring substituted by methyl, or a benzo or pyrido ring;

R⁴ is 2-(diethylamino)ethyl, 1-ethyl-piperidin-4-yl, 1-(2-methoxyethyl)piperidin-4-yl, 1-methylpiperidin-4-yl or 1-ethylpyrrolidin-3-yl;

5 R⁵ is phenyl;

R⁶ is phenyl substituted by trifluoromethyl in the 4-position; and

X is (CH₂)₂.

10 It will be appreciated that within the compounds of formula (I) there is a further sub-group of compounds (group C) in which:

R¹ is phenyl substituted by 2,3-difluoro;

R² and R³, together with the pyridone ring carbon atoms to which they are attached, form a fused benzo or pyrido ring;

R⁴ is 1-(2-methoxyethyl)piperidin-4-yl;

15 R⁵ and R⁶ together form a 4-(phenyl)phenyl substituent in which the remote phenyl ring is substituted by trifluoromethyl, preferably at the 4-position; and

X is CH₂S or (CH₂)₂.

20 It will be appreciated that compounds of the present invention may comprise one or more chiral centres so that stereoisomers may be formed. The present invention covers all such stereoisomers, including individual diastereoisomers and enantiomers, and mixtures thereof.

25 It will be appreciated that in some instances, compounds of the present invention may include a basic function such as an amino group as a substituent. Such basic functions may be used to form acid addition salts, in particular pharmaceutically acceptable salts. Pharmaceutically acceptable salts include those described by Berge, Bighley, and Monkhouse, *J. Pharm. Sci.*, 1977, 66, 1-19. Such salts may be formed from inorganic and organic acids. Representative examples thereof include maleic, fumaric, benzoic, ascorbic, pamoic, succinic, bismethylenesalicylic, methanesulfonic, ethanedisulfonic, acetic, propionic, tartaric, salicylic, citric, gluconic, aspartic, stearic, palmitic, itaconic, glycolic, p-aminobenzoic, glutamic, 30 taurocholic acid, benzenesulfonic, p-toluenesulfonic, hydrochloric, hydrobromic, sulfuric, cyclohexylsulfamic, phosphoric and nitric acids.

35 It will be appreciated that in some instances, compounds of the present invention may include a carboxy group as a substituent. Such carboxy groups may be used to form salts, in particular pharmaceutically acceptable salts. Pharmaceutically acceptable salts include those described by Berge, Bighley, and Monkhouse, *J. Pharm. Sci.*, 1977, 66, 1-19. Preferred salts include alkali metal salts such as the sodium and potassium salts.

40 When used herein, the term "alkyl" and similar terms such as "alkoxy" includes all straight chain and branched isomers. Representative examples thereof include methyl, ethyl, *n*-propyl, *iso*-propyl, *n*-butyl, *sec*-butyl, *iso*-butyl, *t*-butyl, *n*-pentyl and *n*-hexyl.

45 When used herein, the term "aryl" refers to, unless otherwise defined, a mono- or bicyclic aromatic ring system containing up to 10 carbon atoms in the ring system, for instance phenyl or naphthyl.

When used herein, the term "heteroaryl" refers to a mono- or bicyclic heteroaromatic ring system comprising up to four, preferably 1 or 2, heteroatoms each selected from oxygen, nitrogen and sulphur. Each ring may have from 4 to 7, preferably 5 or 6, ring atoms. A bicyclic heteroaromatic ring system may include a carbocyclic ring.

When used herein, the terms "halogen" and "halo" include fluorine, chlorine, bromine and iodine and fluoro, chloro, bromo and iodo, respectively.

Most preferred compounds of formula (I) are:

N-(1-(2-methoxyethyl)piperidin-4-yl)-2-[2-(2,3-difluorobenzylthio)-4-oxo-4*H*-quinolin-1-yl]-*N*-(4'-trifluoromethylbiphenyl-4-ylmethyl)acetamide;

N-(1-(2-methoxyethyl)piperidin-4-yl)-2-[2-(2-(2,3-difluorophenyl)ethyl)-4-oxo-4*H*-[1,8]naphthyridin-1-yl]-*N*-(4'-trifluoromethylbiphenyl-4-ylmethyl)acetamide;

or a pharmaceutically acceptable salt thereof, in particular the bitartrate, hydrochloride, dihydrochloride or paratoluenesulfonate salt.

Since the compounds of the present invention, in particular compounds of formula (I), are intended for use in pharmaceutical compositions, it will be understood that they are each provided in substantially pure form, for example at least 50% pure, more suitably at least 75% pure and preferably at least 95% pure (% are on a wt/wt basis). Impure preparations of the compounds of formula (I) may be used for preparing the more pure forms used in the pharmaceutical compositions. Although the purity of intermediate compounds of the present invention is less critical, it will be readily understood that the substantially pure form is preferred as for the compounds of formula (I). Preferably, whenever possible, the compounds of the present invention are obtained in crystalline form.

When some of the compounds of this invention are allowed to crystallise or are re-crystallised from organic solvents, solvent of crystallisation may be present in the crystalline product. This invention includes within its scope such solvates. Similarly, some of the compounds of this invention may be crystallised or re-crystallised from solvents containing water. In such cases water of hydration may be formed. This invention includes within its scope stoichiometric hydrates as well as compounds containing variable amounts of water that may be produced by processes such as lyophilisation. In addition, different crystallisation conditions may lead to the formation of different polymorphic forms of crystalline products. This invention includes within its scope all polymorphic forms of the compounds of formula (I).

Compounds of the present invention are inhibitors of the enzyme lipoprotein associated phospholipase A₂ (Lp-PLA₂) and as such are expected to be of use in therapy, in particular in the treatment of atherosclerosis. In a further aspect therefore the present invention provides a compound of formula (I) for use in therapy.

The compounds of formula (I) are inhibitors of lysophosphatidylcholine production by Lp-PLA₂ and may therefore also have a general application in any disorder that involves endothelial dysfunction, for example atherosclerosis, diabetes, hypertension, angina pectoris and after ischaemia and reperfusion. In addition, compounds of formula (I) may have a general application in any disorder that involves lipid oxidation in conjunction with enzyme activity, for example in addition to conditions such as

atherosclerosis and diabetes, other conditions such as rheumatoid arthritis, stroke, inflammatory conditions of the brain such as Alzheimer's Disease, myocardial infarction, ischaemia, reperfusion injury, sepsis, and acute and chronic inflammation.

- 5 Further applications include any disorder that involves activated monocytes, macrophages or lymphocytes, as all of these cell types express Lp-PLA₂. Examples of such disorders include psoriasis.

- 10 Accordingly, in a further aspect, the present invention provides for a method of treating a disease state associated with activity of the enzyme Lp-PLA₂ which method involves treating a patient in need thereof with a therapeutically effective amount of an inhibitor of the enzyme. The disease state may be associated with the increased involvement of monocytes, macrophages or lymphocytes; with the formation of lysophosphatidylcholine and oxidised free fatty acids; with lipid oxidation in conjunction with Lp-PLA₂ activity; or with endothelial dysfunction.

- 15 Compounds of the present invention may also be of use in treating the above mentioned disease states in combination with an anti-hyperlipidaemic, anti-atherosclerotic, anti-diabetic, anti-anginal, anti-inflammatory, or anti-hypertension agent or an agent for lowering Lp(a). Examples of the above include cholesterol synthesis inhibitors such as statins, anti-oxidants such as probucol, insulin sensitisers, calcium channel antagonists, and anti-inflammatory drugs such as NSAIDs. Examples of agents for lowering
20 Lp(a) include the aminophosphonates described in WO 97/02037, WO 98/28310, WO 98/28311 and WO 98/28312 (Symphar SA and SmithKline Beecham).

- A preferred combination therapy will be the use of a compound of the present invention and a statin. The statins are a well known class of cholesterol lowering agents and include atorvastatin, simvastatin,
25 pravastatin, cerivastatin, fluvastatin, lovastatin and rosuvastatin (also referred to as S-4522 or ZD 4522, Astra Zeneca). The two agents may be administered at substantially the same time or at different times, according to the discretion of the physician.

- A further preferred combination therapy will be the use of a compound of the present invention and an
30 anti-diabetic agent or an insulin sensitiser, as coronary heart disease is a major cause of death for diabetics. Within this class, preferred compounds for use with a compound of the present invention include the PPARgamma activators, for instance GI262570 (GlaxoSmithKline) and the glitazone class of compounds such as rosiglitazone (Avandia, GlaxoSmithKline), troglitazone and pioglitazone.

- 35 In therapeutic use, the compounds of the present invention are usually administered in a standard pharmaceutical composition. The present invention therefore provides, in a further aspect, a pharmaceutical composition comprising a compound of formula (I) and a pharmaceutically acceptable carrier.

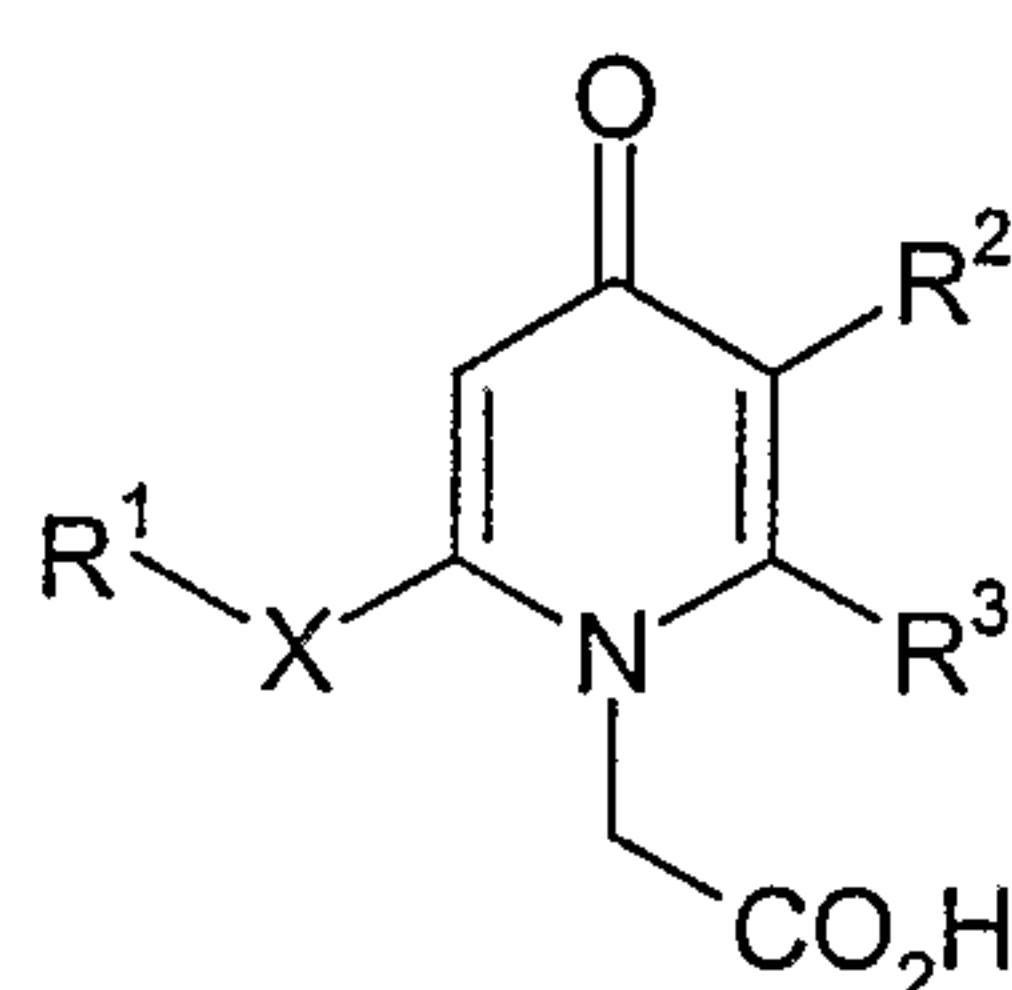
- 40 Suitable pharmaceutical compositions include those which are adapted for oral or parenteral administration or as a suppository.

- Suitable pharmaceutical compositions include those which are adapted for oral or parenteral administration or as a suppository. Compounds of formula (I) which are active when given orally can be
45 formulated as liquids, for example syrups, suspensions or emulsions, tablets, capsules and lozenges. A

liquid formulation will generally consist of a suspension or solution of the compound or pharmaceutically acceptable salt in a suitable liquid carrier(s) for example, ethanol, glycerine, non-aqueous solvent, for example polyethylene glycol, oils, or water with a suspending agent, preservative, flavouring or colouring agent. A composition in the form of a tablet can be prepared using any suitable pharmaceutical carrier(s) routinely used for preparing solid formulations. Examples of such carriers include magnesium stearate, starch, lactose, sucrose and cellulose. A composition in the form of a capsule can be prepared using routine encapsulation procedures. For example, pellets containing the active ingredient can be prepared using standard carriers and then filled into a hard gelatin capsule; alternatively, a dispersion or suspension can be prepared using any suitable pharmaceutical carrier(s), for example aqueous gums, celluloses, silicates or oils and the dispersion or suspension then filled into a soft gelatin capsule. Typical parenteral compositions consist of a solution or suspension of the compound of formula (I) in a sterile aqueous carrier or parenterally acceptable oil, for example polyethylene glycol, polyvinyl pyrrolidone, lecithin, arachis oil or sesame oil. Alternatively, the solution can be lyophilised and then reconstituted with a suitable solvent just prior to administration. A typical suppository formulation comprises a compound of formula (I) which is active when administered in this way, with a binding and/or lubricating agent such as polymeric glycols, gelatins or cocoa butter or other low melting vegetable or synthetic waxes or fats.

Preferably the composition is in unit dose form such as a tablet or capsule. Each dosage unit for oral administration contains preferably from 1 to 500 mg (and for parenteral administration contains preferably from 0.1 to 25 mg) of a compound of the formula (I). The daily dosage regimen for an adult patient may be, for example, an oral dose of between 1 mg and 1000 mg, preferably between 1 mg and 500 mg, or an intravenous, subcutaneous, or intramuscular dose of between 0.1 mg and 100 mg, preferably between 0.1 mg and 25 mg, of the compound of the formula (I), the compound being administered 1 to 4 times per day. Suitably the compounds will be administered for a period of continuous therapy, for example for a week or more.

A compound of formula (I) may be prepared by reacting an acid compound of formula (II):



(II)

in which X, R¹, R² and R³ are as hereinbefore defined, with an amine compound of formula (III):



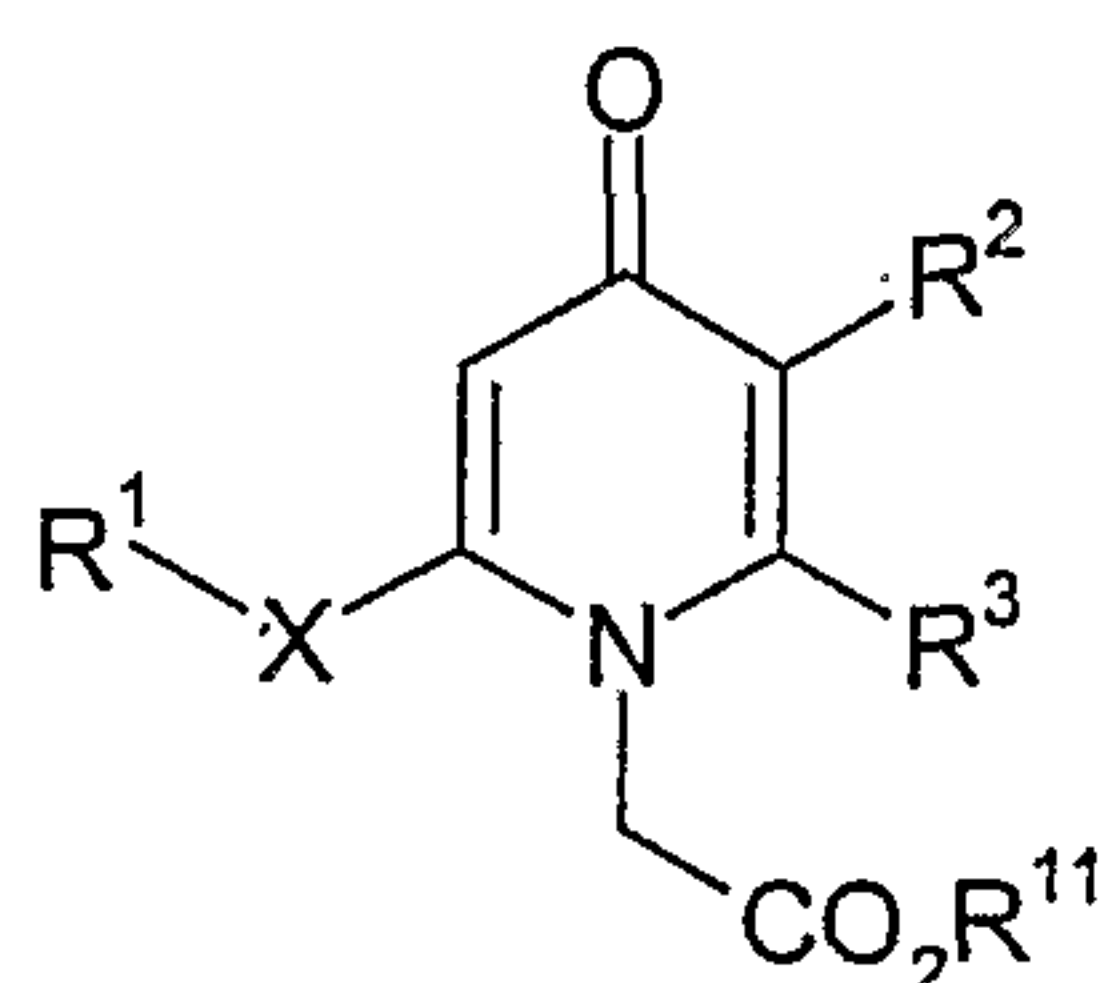
(III)

in which R⁴, R⁵ and R⁶ are as hereinbefore defined; under amide forming conditions.

Suitable amide forming conditions are well known in the art and include treating the acid of formula (II) with the amine of formula (III) in the presence of a coupling agent such as 1-(3-dimethyl-aminopropyl)-3-

ethylcarbodiimide (DEC) and 1-hydroxybenzotriazole (HOBt), or O-(7-azabenzotriazol-1-yl)-N,N,N',N'-tetramethyluronium hexafluorophosphate (HATU) and di-isopropylethylamine, in an aprotic solvent such as dichloromethane or dimethylformamide.

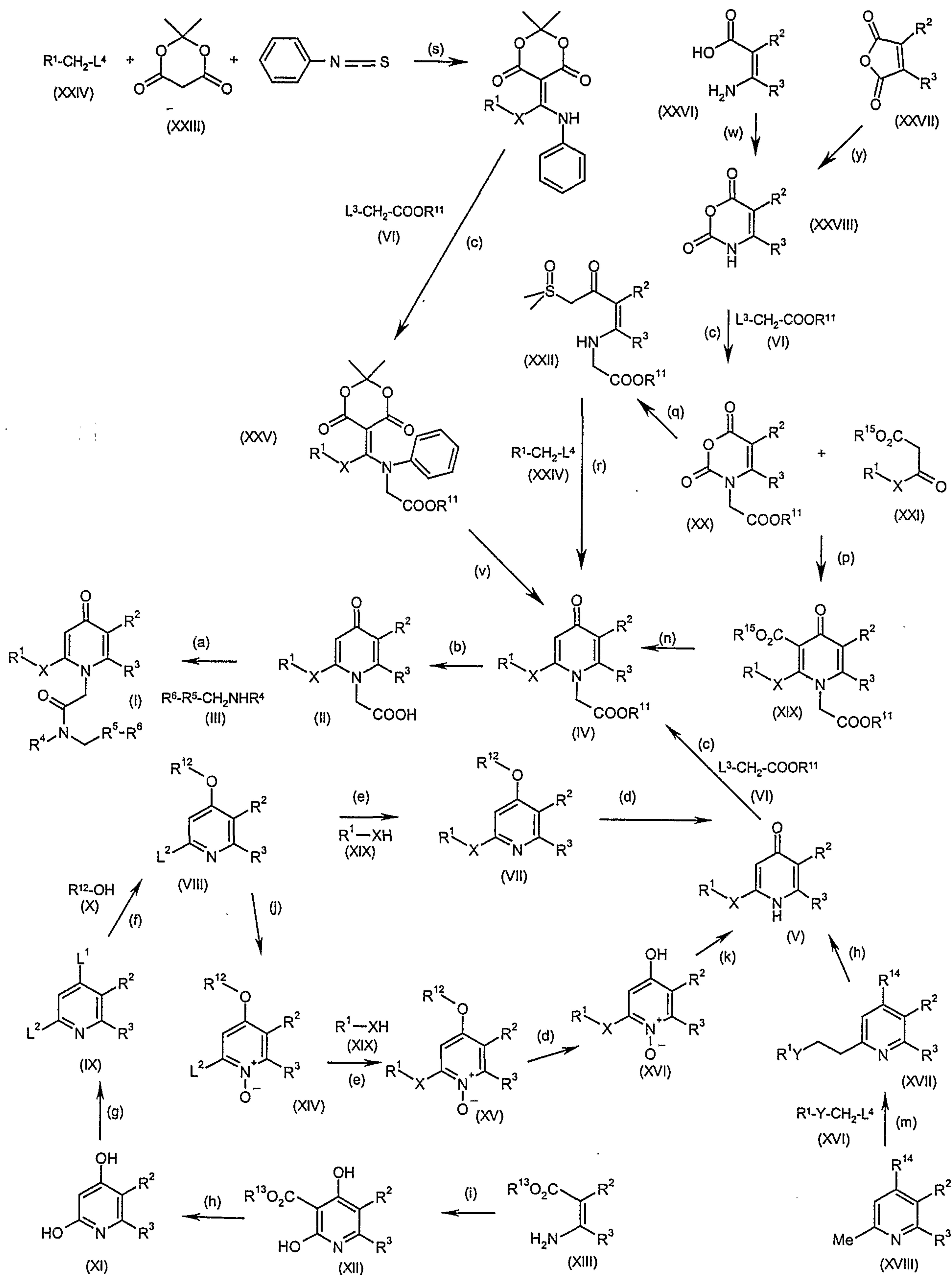
- 5 A compound of formula (II) may be readily prepared from a corresponding ester of formula (IV):



(IV)

- 10 in which X, R¹, R² and R³ are as hereinbefore defined, and R¹¹ is C₍₁₋₆₎alkyl, for example ethyl or t-butyl,
by treating with a de-esterifying agent, for instance, when R¹¹ is t-butyl, trifluoroacetic acid or when R¹¹ is ethyl, sodium hydroxide in dioxan.

- 15 The overall synthesis of compounds of formula (I) is illustrated in the following scheme wherein R¹ to R¹¹ are as hereinbefore defined:



Referring to the scheme, the ester (IV) is usually prepared by N-1 alkylation of (V) using (VI), in which R^{11} is as hereinbefore defined e.g. (VI) is t-butyl bromoacetate or ethyl bromoacetate, in the presence of a base e.g. BuLi in THF or sodium hydride in N-methyl pyrrolidinone (NMP) (step c).

When X is CH₂S, the key intermediate (IV) may be synthesised by reacting (XX) with dimethyloxosulfonium methylide, generated via the treatment of trimethylsulfoxonium iodide with sodium hydride at low temperature, to yield a sulfur ylid (XXII) (step q). Subsequent treatment of (XXII) with carbon disulfide in the presence of diisopropylamine, followed by R¹CH₂-L⁴, where L⁴ is a leaving group, yields intermediate (IV) (step r).

Alternatively, when X is CH₂S, the R¹X substituent may be introduced by displacement of a leaving group L² (e.g. Cl) (step e) either on a pyridine (VIII) or pyridine N-oxide (XIV), to give 2-substituted pyridines (VII) and (XV). Transformation of (VII) or (XV) to the 4-pyridone (V) is accomplished by deprotection of the 4-oxygen (e.g. using (Ph₃P)₃RhCl when in aq. ethanol when R¹² = allyl) (step d), followed, for (XVI), by removal of the N-oxide substituent, using hydrogen in the presence of Pd/C in acetic acid (step k). The pyridine (VIII) or pyridine N-oxide (XIV) may be prepared by steps (i), (h), (g), (f), and (j), in which:

- (j) treatment of (VIII) with m-chloroperoxybenzoic acid in dichloromethane;
 - (f) treatment of (IX) with R¹²OH (X), in which R¹² is allyl, and sodium hydride in DMF;
 - (g) treatment of (XI) with phosphorus oxychloride;
 - (h) treatment of (XII) with aq HCl with heating;
 - (i) treatment of (XIII) with di-lower alkyl malonate and sodium alkoxide in alcohol (in which R¹³ is C₍₁₋₆₎alkyl, typically R¹³ = Et); and
- R¹-CH₂SH (XIX) is typically prepared from the thioacetate, which is formed from the corresponding alkyl bromide R¹-CH₂Br.

Alternatively, when X is CH₂S and R² and R³, together with the pyridone ring carbon atoms to which they are attached, form a fused benzo ring, intermediate (IV) may be synthesised from known starting materials by steps (s), (c) and (v) in which:

- (s) treatment of Meldrum's acid (XXIII) with sodium hydride at low temperature, followed by reaction with phenylisothiocyanate and subsequent treatment with R¹CH₂-L⁴;
- (c) as hereinbefore discussed;
- (v) treatment of (XXV) with trifluoroacetic acid.

When X is alkylene, it is preferable to use steps (m) and (h) (intermediates (XVII), (XVIII)) or steps (n) and (p) (intermediates (XIX), (XX), (XXI)) in which:

- (h) transformation of a 4-substituted pyridine into a 4-pyridone e.g. by treatment of (XVII) R¹⁴ = Cl with aq HCl and dioxan, or deprotection of R¹⁴ = OR¹², e.g. using conditions of step (d).
- (m) chain extension of a 2-alkyl pyridine, e.g. where X = YCH₂CH₂ by treatment of a 2-methylpyridine (XVIII) with R¹-Y-CH₂-L⁴ (XVI) in which L⁴ is a leaving group and a strong base, such as BuLi, in THF.

In the alternative route, the 3-ester group is removed from intermediate (XIX) R¹⁵ = C₍₁₋₆₎alkyl by heating in diphenyl ether where R¹⁵ = tBu (step n); Intermediate (XIX) is formed from the 2,6-dioxo-1,3-oxazine (XX) and ester (XXI) by treatment with a base such as NaH in DMF or 1,8-diazabicyclo[5.4.0]undec-7-ene in dichloromethane.

Synthesis of (XX) from known starting materials may be achieved via steps (w) and (c) or steps (y) and (c) in which:

(w) treatment of (XXVII) with azidotrimethylsilane in THF;

(y) treatment of (XXVI) with phosgene;

5 (c) as hereinbefore described.

It will be appreciated by those skilled in the art that all other starting materials and intermediates are either known compounds or may be prepared by literature methods, such as those described in "Comprehensive Organic Transformations: a guide to functional group preparations" by Richard Larock
10 (VCH, 1989).

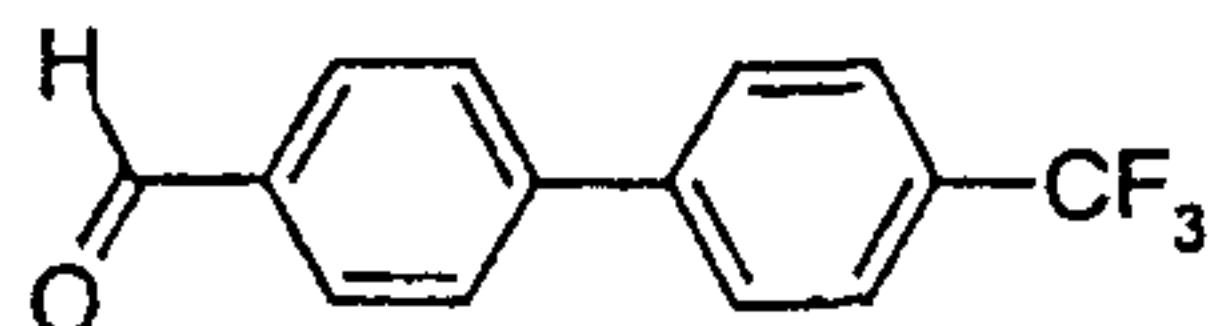
As will be appreciated by those skilled in the art it may be necessary or desirable at any stage in the synthesis of compounds of formula (I) to protect one or more sensitive groups in the molecule so as to prevent undesirable side reactions. The protecting groups used in the preparation of compounds of
15 formula (I) may be used in conventional manner. See for example, those described in 'Protective Groups in Organic Synthesis' by Theodora W Green and Peter G M Wuts, second edition, (John Wiley and Sons, 1991), which also describes methods for the removal of such groups.

The present invention will now be illustrated by the following examples.

Examples

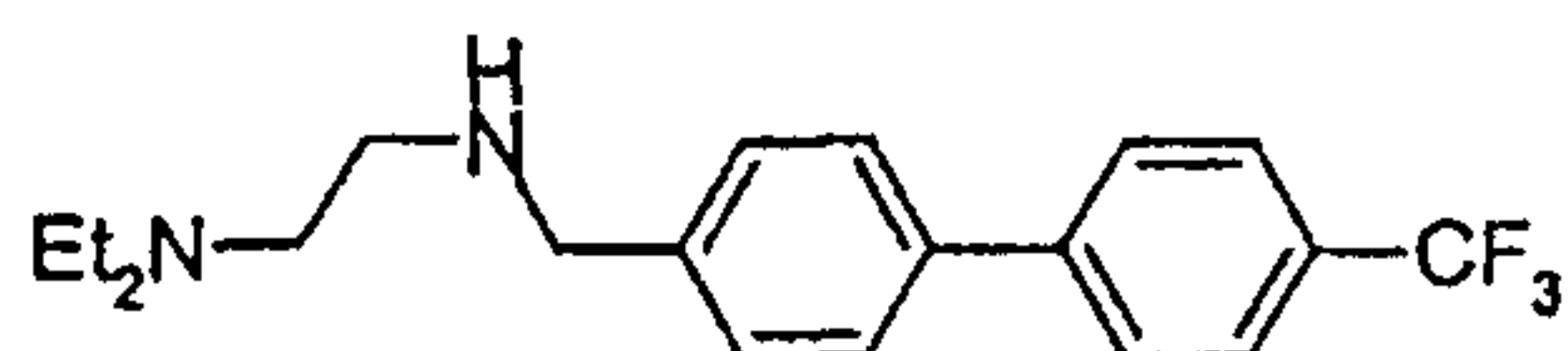
The structure and purity of the intermediates and examples was confirmed by $^1\text{H-NMR}$ and (in nearly all cases) mass spectroscopy, even where not explicitly indicated below

5 Intermediate A1 4-(4-Trifluoromethylphenyl)benzaldehyde



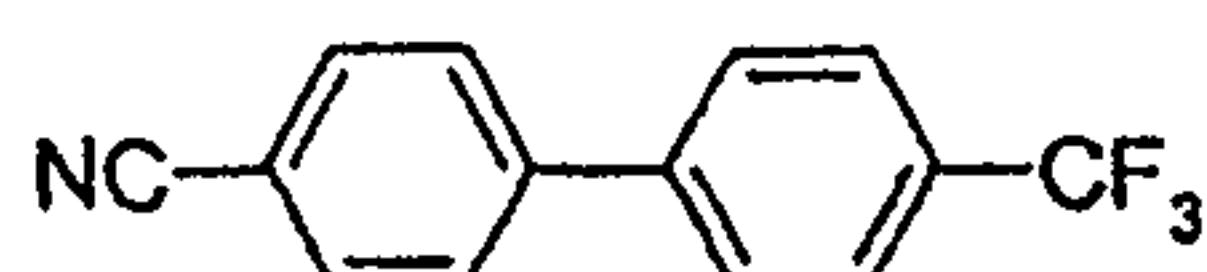
- A 3 L 3-neck flask fitted with top stirrer, condenser and argon inlet/outlet was charged with 4-trifluoromethylbenzene boronic acid (90.0g, 0.474 mol), 4-bromobenzaldehyde (83.29g, 0.450 mol) and 1,2-dimethoxyethane (1.3 L), followed by 2M aqueous sodium carbonate (474ml) and palladium acetate (5.32g, 0.0237 mol). The stirring mixture was heated to reflux for 4h under argon, then allowed to cool to room temperature over 16h. The reaction mixture was filtered through HyFloTM. The filtrate was diluted with saturated brine and extracted 3x with ethyl acetate. The combined extracts were dried over magnesium sulfate and filtered through HyFloTM, giving a clear orange filtrate which was evaporated to a solid (ca. 120g, crude). Flash chromatography (silica, 10-50% dichloromethane in pet. ether, 10% steps) gave a white solid which dissolved in hexane (500ml) on boiling. Crystallisation, finally in ice, gave the title compound as a solid which was filtered off, washed with ice cold hexane and dried, (86.33g, 77%). $^1\text{H-NMR}$ (CDCl_3) δ 7.77-8.03 (8H, m), 10.09 (1H, s).

Intermediate A2 N,N-diethyl-N'-(4'-trifluoromethylbiphenyl-4-ylmethyl)ethane-1,2-diamine

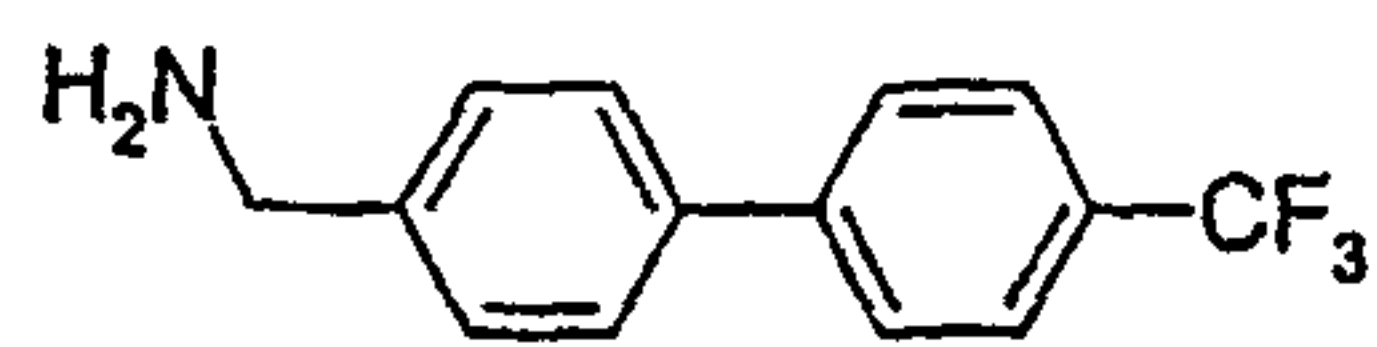


- 4-(4-Trifluoromethylphenyl)benzaldehyde (85.43g, 0.3414 mol) (Int. A1) and 4A molecular sieve (400g, predried at 120°C) were suspended in dichloromethane (1.4 L), then N,N-diethyl-ethylenediamine (47.97ml, 0.3414 mol) was added. The mixture was left at room temperature for 16h with occasional shaking, then the sieves were filtered off and washed with dichloromethane. The combined filtrates were evaporated to a yellow solid and dried under high vacuum. This material (114.3g, 0.328 mol) in ethanol (1 L) was cooled in an ice bath, and sodium borohydride (12.41g, 0.328 mol) was added under argon with stirring. Hydrogen evolution was observed. After 30min the ice bath was removed, and the cloudy yellow solution was left to stand at room temperature for 16h. The solvent was removed in vacuo, water and brine were added, and the mixture was extracted 3x with dichloromethane. The combined extracts were dried over potassium carbonate and evaporated to give the title compound as a yellow solid, (112.1g, 98%). $^1\text{H-NMR}$ (CDCl_3) δ 7.66 (4H, s), 7.53-7.56 (2H, m), 7.40-7.44 (2H, m), 3.86 (2H, s), 2.47-2.75 (9H, m), 0.96-1.10 (6H, m); MS(APCI+) found (M+1)=351, $\text{C}_{20}\text{H}_{25}\text{F}_3\text{N}_2$ requires 350.

Intermediate A3 — 4-(4-Trifluoromethylphenyl)benzonitrile

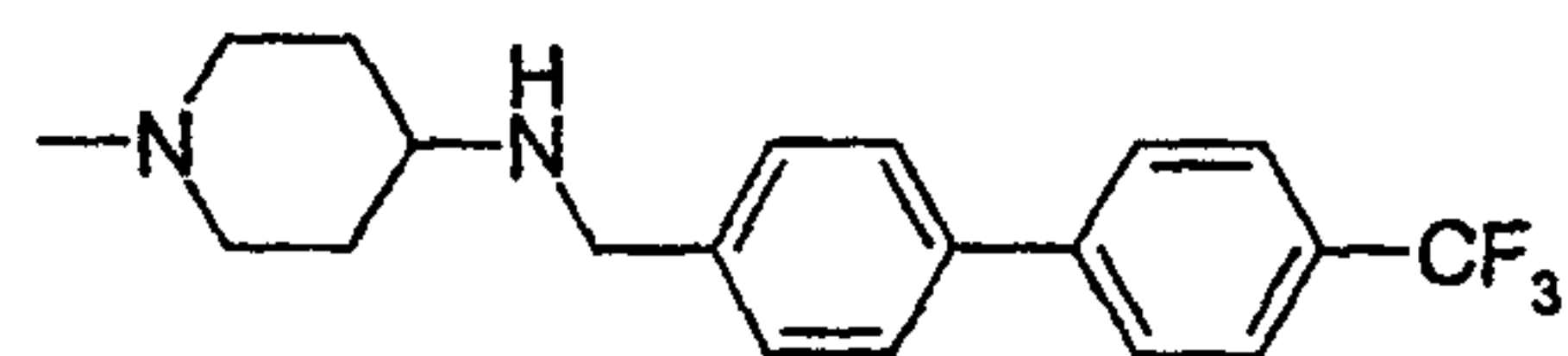


- Prepared by the method of intermediate A1 using 4-trifluoromethylbenzeneboronic acid and 4-bromobenzonitrile. $^1\text{H-NMR}$ (d_6 DMSO) δ 7.99-7.94 (6H, m), 7.86 (2H, d); MS(APCI+) found (M+1) = 248, $\text{C}_{14}\text{H}_8\text{NF}_3$ requires 247.

Intermediate A4 — 4-(4-Trifluoromethylphenyl)benzylamine, free base and hydrochloride salt

- (a) A solution of intermediate A3 (75.5g, 0.306 mol) in anhydrous THF (500ml) was added dropwise to a solution of lithium aluminum hydride (460ml, 1.0M solution in THF) at 0°C under argon. The mixture was stirred at room temperature for 16h, then water (17ml), 10% aqueous sodium hydroxide solution (10ml) and water (50ml) were carefully added dropwise over 8h under argon. The mixture was stirred for 16h, then filtered through Celite™ and the filtrate evaporated. The residue was dissolved in dichloromethane (500ml) and washed with brine, dried and evaporated to give the title compound as a cream solid (66.3g, 86%). ¹H-NMR (CDCl₃) δ 7.68 (4H, s), 7.57 (2H, d), 7.42 (2H, d), 3.94 (2H, s), 1.50 (2H, s); MS(APCI+) found (M-NH₂)=235, C₁₄H₁₂F₃N requires 251.

- (b) To a solution of intermediate A3 (96.7g, 0.39 mol) in absolute ethanol (5L) and concentrated hydrochloric acid (200ml) was added 10% palladium on charcoal (30.0g, 54% H₂O paste). The mixture was stirred under 50psi hydrogen for 16h. Additional 10% palladium on charcoal (25.0g, 54% H₂O paste) was added and the mixture was stirred under 50psi hydrogen for further 16h. The mixture was filtered through celite and the solvent evaporated to give the hydrochloride salt of the title compound as a cream solid (102.5g, 91%). ¹H-NMR (d6 DMSO) δ 8.61 (3H, s), 7.93 (2H, d), 7.83 (2H, d), 7.80 (2H, d), 7.65 (2H, d), 4.08 (2H, s); MS(APCI+) found (M-NH₂) = 235, C₁₄H₁₂F₃N requires 251.

Intermediate A5 — N-(1-Methyl-piperidin-4-yl)-4-(4-trifluoromethylphenyl)benzylamine

- A mixture of intermediate A4 hydrochloride salt (6.0g, 20.87 mmol), 1-methyl-piperidin-4-one (2.56ml, 20.84 mmol), sodium triacetoxyborohydride (6.20g, 29.25 mmol) and acetic acid (1.3ml) in dichloroethane (50ml) was stirred at room temperature under argon for 16h then poured into 2M sodium hydroxide solution (150ml). The organic phase was separated and the aqueous layer extracted with dichloromethane. The combined organic phases were washed with brine, dried and evaporated. Chromatography (silica, dichloromethane to 97:3 dichloromethane/methanolic ammonia) gave the product as a cream solid (6.3g, 87%). ¹H-NMR (CDCl₃) δ 7.68 (4H, s), 7.57 (2H, d), 7.42 (2H, d), 3.87 (2H, s), 2.82 (2H, m), 2.52 (1H, m), 2.27 (3H, s), 1.90-2.02 (4H, m), 1.45-1.51 (2H, m); MS(APCI+) found (M+1) = 349, C₂₀H₂₃N₂F₃ requires 348.

The following intermediate was made as described in WO 00/66567

No.	Structure	Name
A6		4-(4-Chlorophenyl)benzylamine

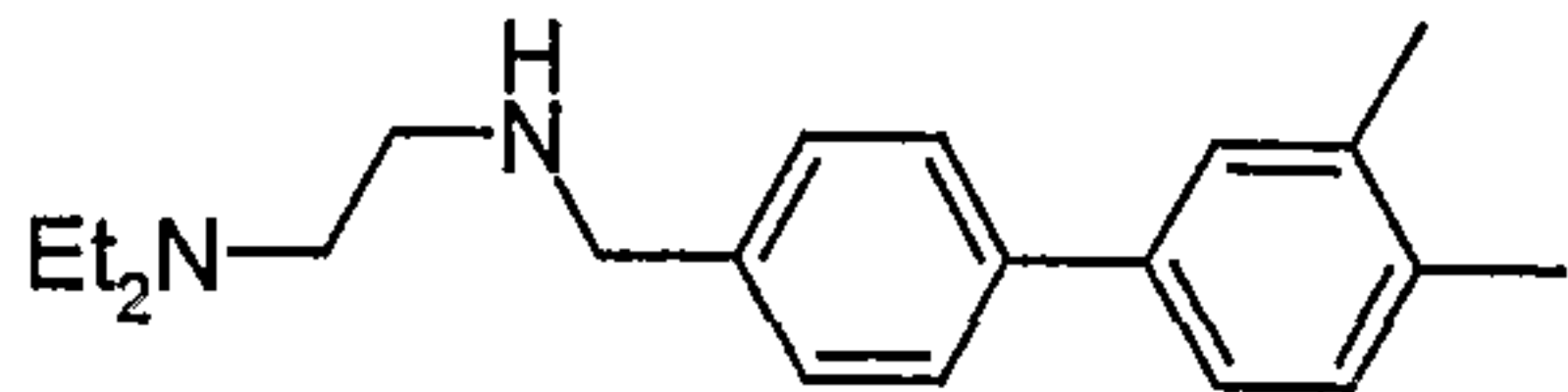
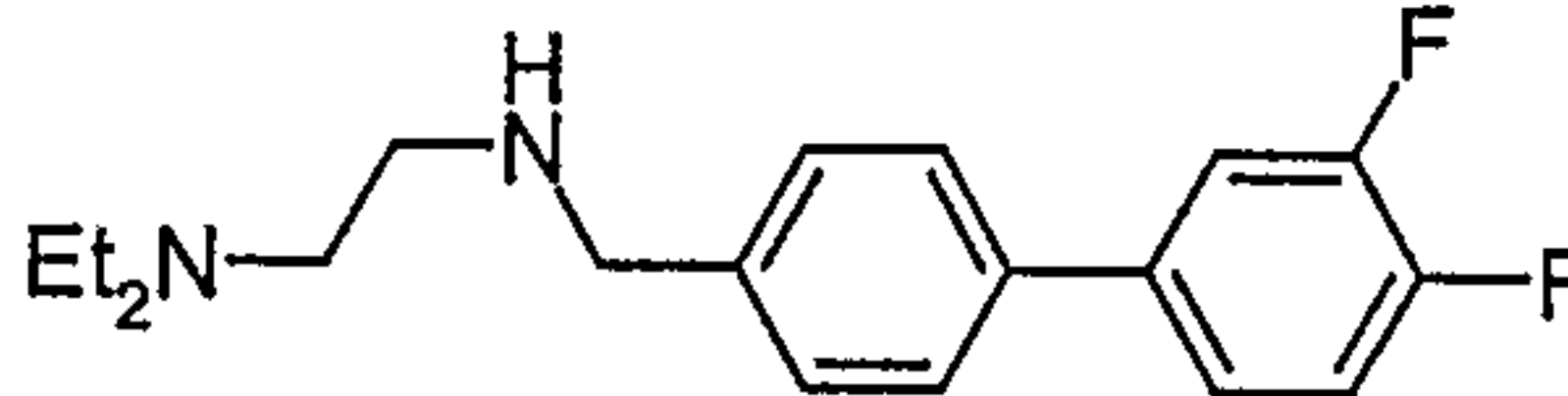
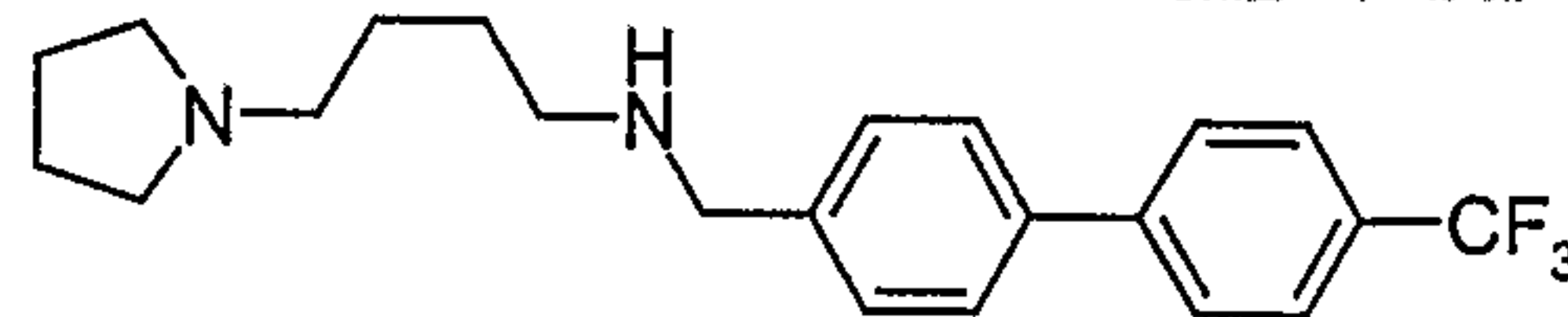
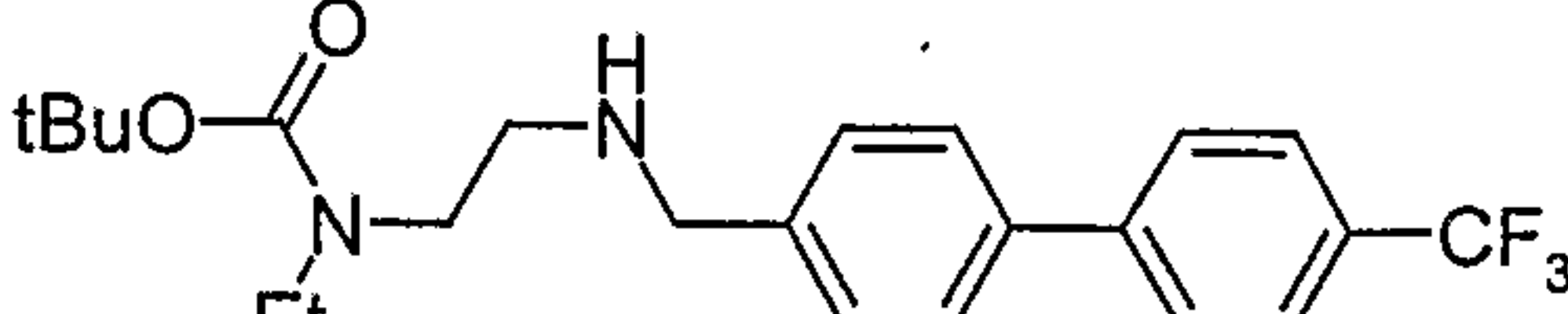
- The following intermediates were made by the method of Intermediate A1:

No.	Precursors	Name
-----	------------	------

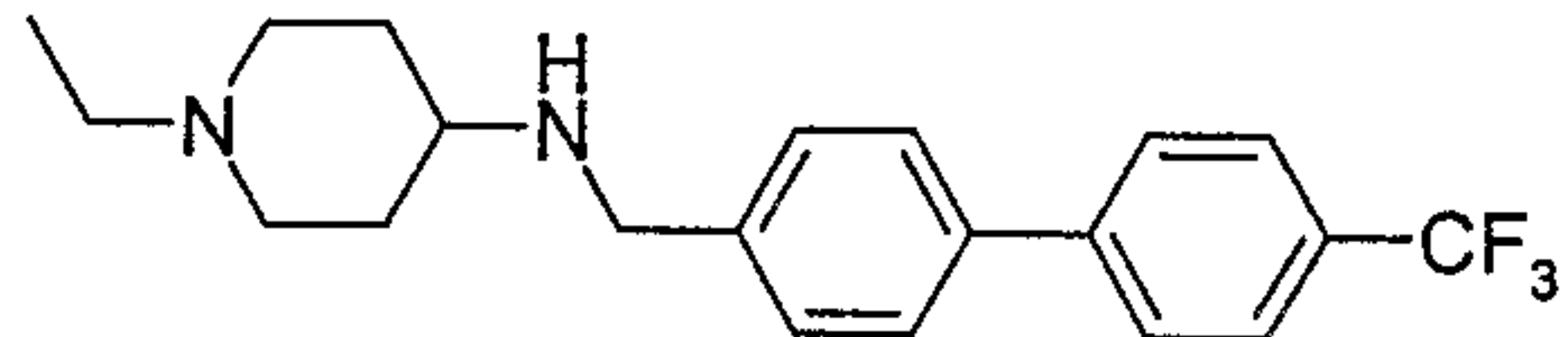
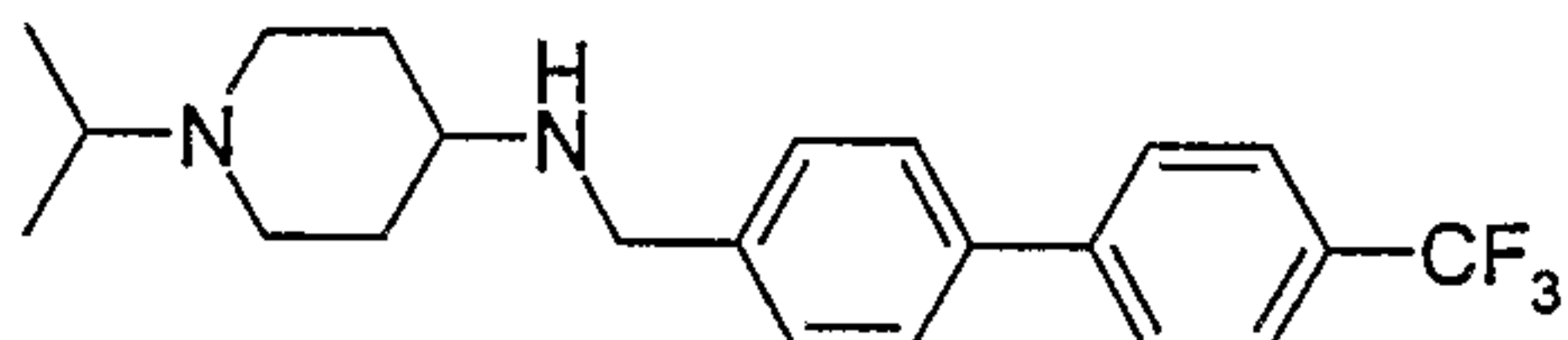
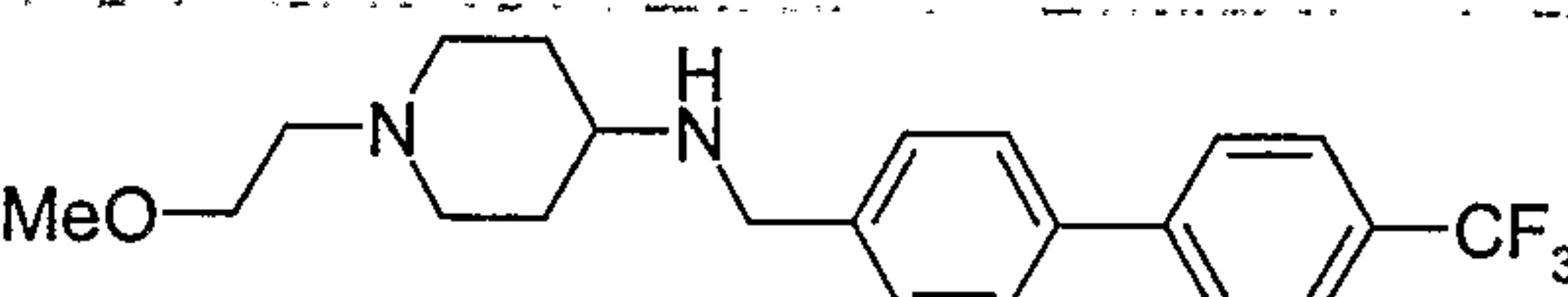
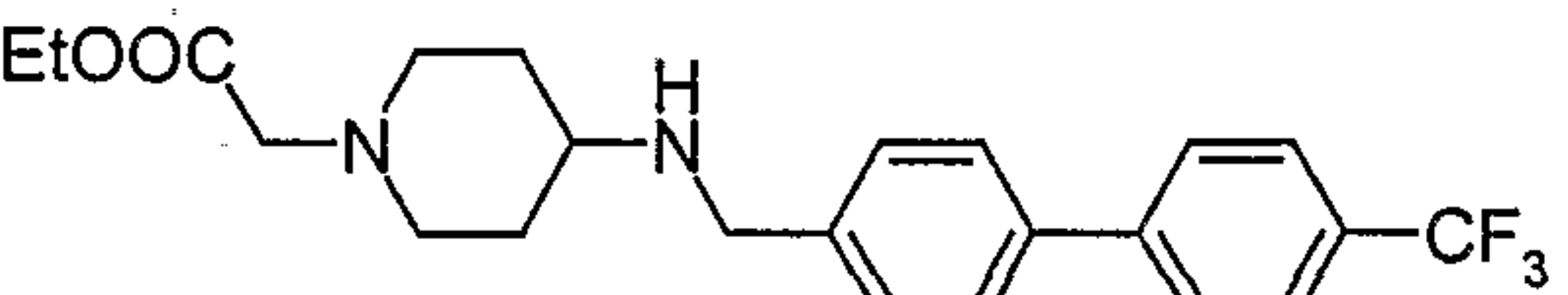
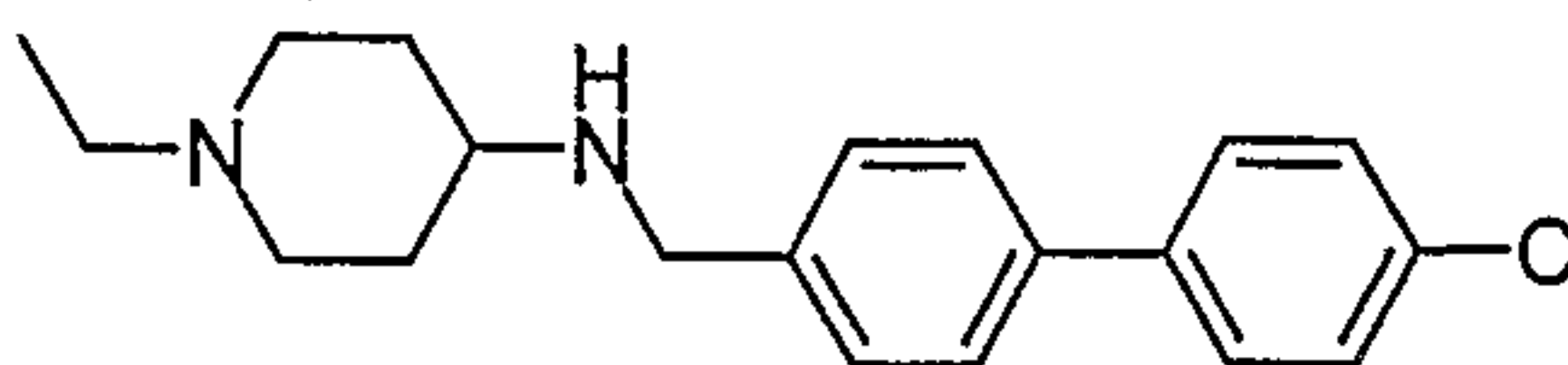
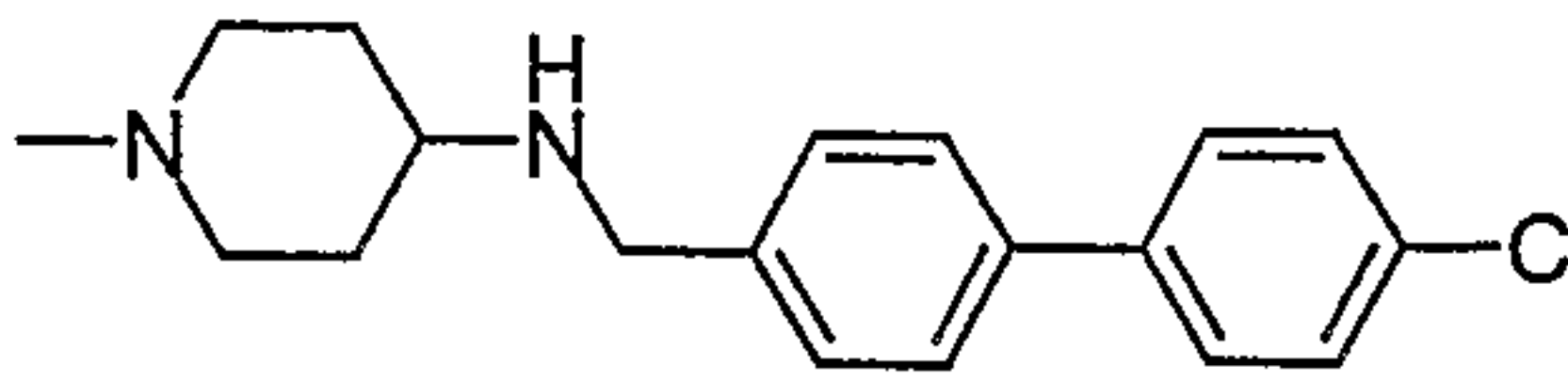
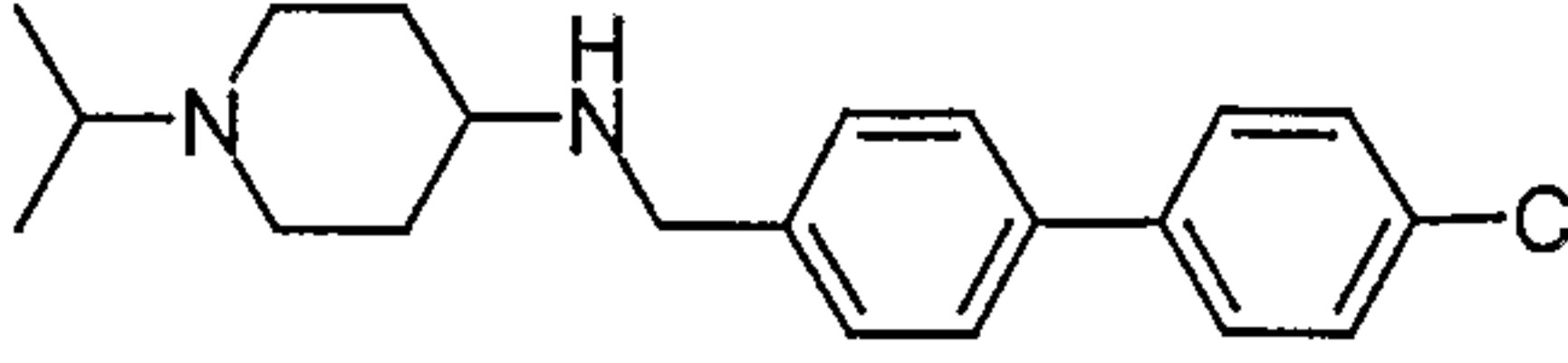
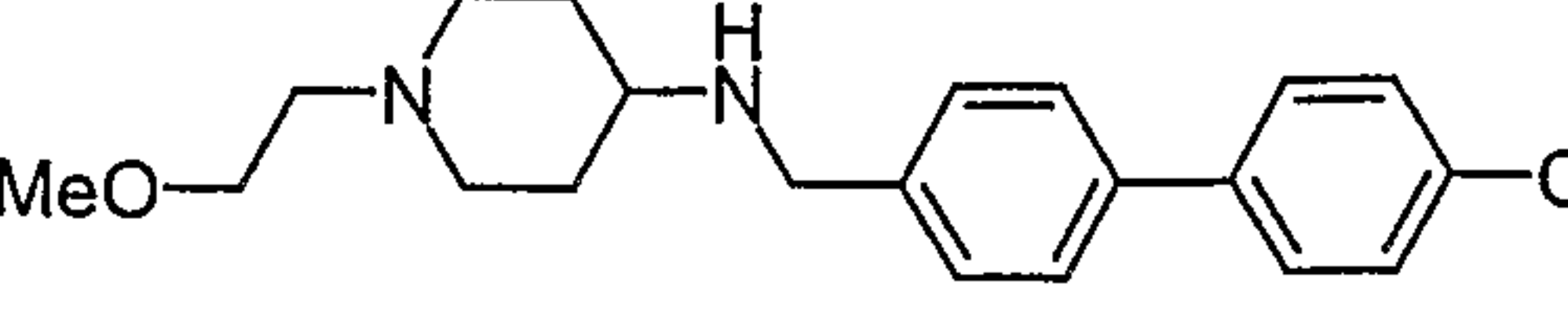
A7	4-bromobenzaldehyde, 4-methylbenzeneboronic acid	4-(4-methylphenyl)benzaldehyde
A8	4-bromobenzaldehyde, 4-ethylbenzeneboronic acid	4-(4-ethylphenyl)benzaldehyde
A9	4-isopropyl iodobenzene 4-formylbenzeneboronic acid	4-(4-isopropylphenyl)benzaldehyde
A10	4-bromo-o-xylene 4-formylbenzeneboronic acid	4-(3,4-dimethylphenyl)benzaldehyde
A11	3,4-difluoroiodobenzene 4-formylbenzeneboronic acid	4-(3,4-difluorophenyl)benzaldehyde

The following intermediates were made by the method of Intermediate A2: Amine precursors were either commercially available, or readily prepared from commercially available materials by literature methods or minor modifications thereof.

No.	Precursor	Structure	Name
A20	Int. A1		N-(2-(piperidin-1-yl)ethyl)-4-(4-trifluoromethylphenyl)benzylamine
A22	Int. A1		N-(2-(pyrrolidin-1-yl)ethyl)-4-(4-trifluoromethylphenyl)benzylamine
A23	Int. A1		(±)-N-(1-ethylpyrrolidin-2-ylmethyl)-4-(4-trifluoromethylphenyl)benzylamine
A24	Int. A1		N-(3-diethylaminopropyl)-4-(4-trifluoromethylphenyl)benzylamine
A25	Int. A1		N-(1-ethylpiperidin-4-ylmethyl)-4-(4-trifluoromethylphenyl)benzylamine
A26	Int. A7		N-(2-diethylaminoethyl)-4-(4-methylphenyl)benzylamine
A27	Int. A8		N-(2-diethylaminoethyl)-4-(4-ethylphenyl)benzylamine
A28	Int. A9		N-(2-diethylaminoethyl)-4-(4-isopropylphenyl)benzylamine
A29	Int. A8		N-(1-ethylpiperidin-4-yl)-4-(4-ethylphenyl)benzylamine

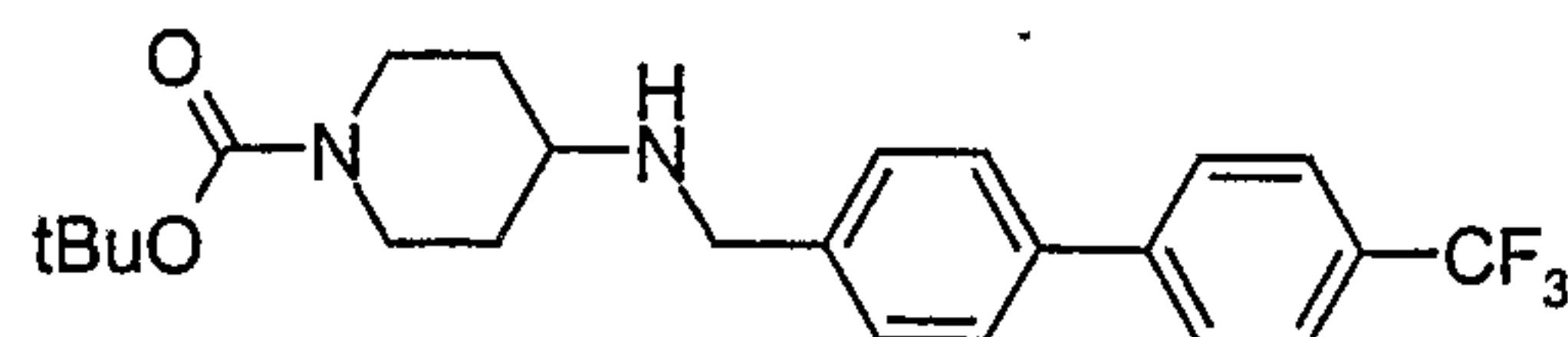
A30	Int. A10		N-(2-diethylaminoethyl)-4-(3,4-dimethylphenyl)benzylamine
A31	Int. A11		N-(2-diethylaminoethyl)-4-(3,4-difluorophenyl)benzylamine
A32	Int. A1		N-(4-(pyrrolidin-1-yl)butyl)-4-(4-trifluoromethylphenyl)benzylamine
A33	Int. A1		N-(2-(N'-t-butoxycarbonyl-N'-ethylamino)ethyl)-4-(4-trifluoromethylphenyl)benzylamine

The following intermediates were made by the method of Intermediate A5: Piperidone precursors were either commercially available, or readily prepared from commercially available materials by literature methods or minor modifications thereof.

No.	Precursor	Structure	Name
A40	Int. A4		N-(1-ethylpiperidin-4-yl)-4-(4-trifluoromethylphenyl)benzylamine
A41	Int. A4		N-(1-isopropylpiperidin-4-yl)-4-(4-trifluoromethylphenyl)benzylamine
A42	Int. A4		N-(1-(2-methoxyethyl)piperidin-4-yl)-4-(4-trifluoromethylphenyl)benzylamine
A43	Int. A4		N-(1-ethoxycarbonylmethylpiperidin-4-yl)-4-(4-trifluoromethylphenyl)benzylamine
A44	Int. A6		N-(1-ethylpiperidin-4-yl)-4-(4-chlorophenyl)benzylamine
A45	Int. A6		N-(1-methylpiperidin-4-yl)-4-(4-chlorophenyl)benzylamine
A46	Int. A6		N-(1-isopropylpiperidin-4-yl)-4-(4-chlorophenyl)benzylamine
A47	Int. A6		N-(1-(2-methoxyethyl)piperidin-4-yl)-4-(4-chlorophenyl)benzylamine

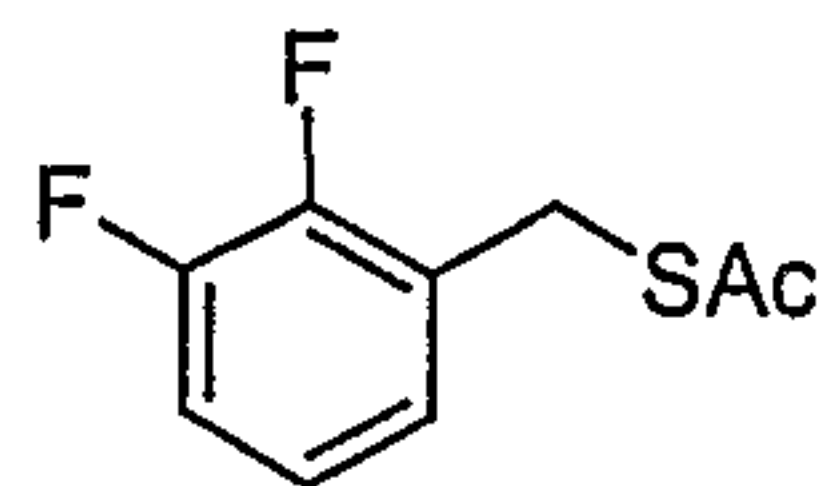
A48

Int. A4



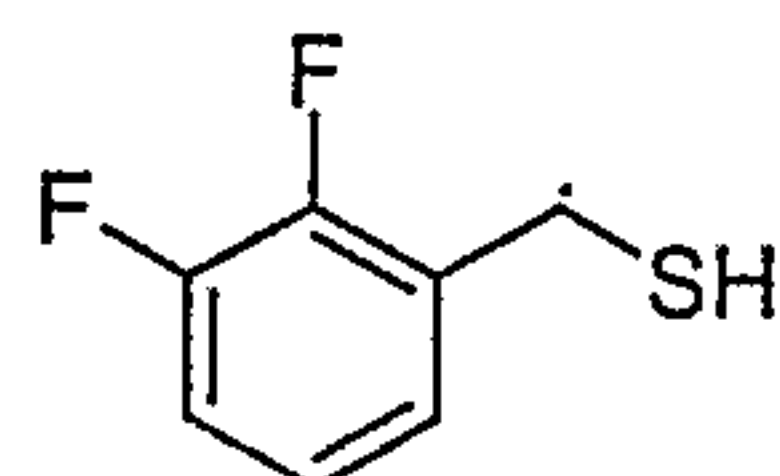
N-(1-(t-butoxycarbonyl)piperidin-4-yl)-4-(4-(trifluoromethyl)phenyl)benzylamine

Intermediate B1 — Thioacetic acid *S*-(2,3-difluorobenzyl)ester



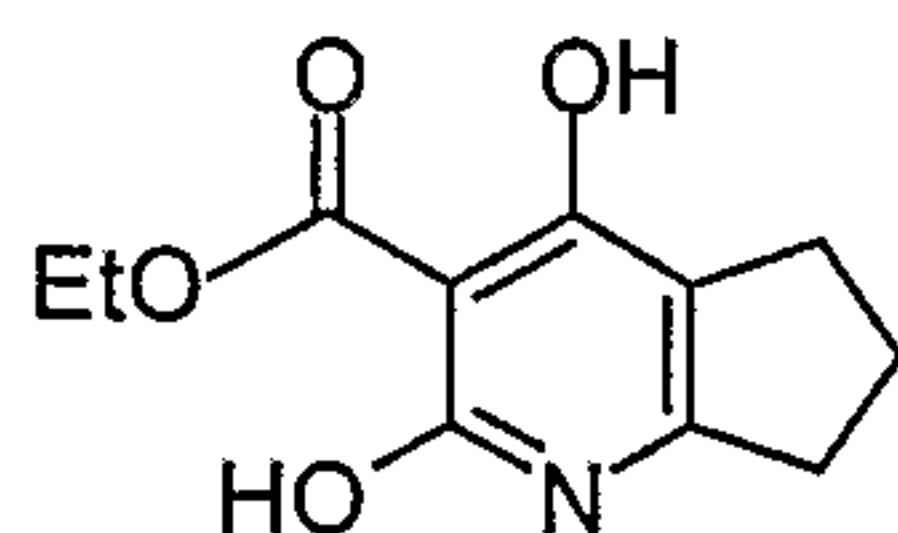
Potassium thioacetate (13.45g, 1.2 equiv) was added portionwise to a solution of 2,3-difluorobenzyl bromide (20g, 1 equiv) in dimethylformamide (200ml) and the reaction stirred for 4h at room temperature. The resultant solid was filtered off and the filtrate partitioned between diethyl ether and water, the organic phase was dried and evaporated. Chromatography (silica, 20:1 petrol / ethyl acetate) gave the title compound as a yellow oil (18.35g). ¹H-NMR (CDCl₃) δ 2.35 (3H, s), 4.15 (2H, d), 6.98-7.13 (3H, m).

Intermediate B2 — 2,3-Difluorobenzyl mercaptan.



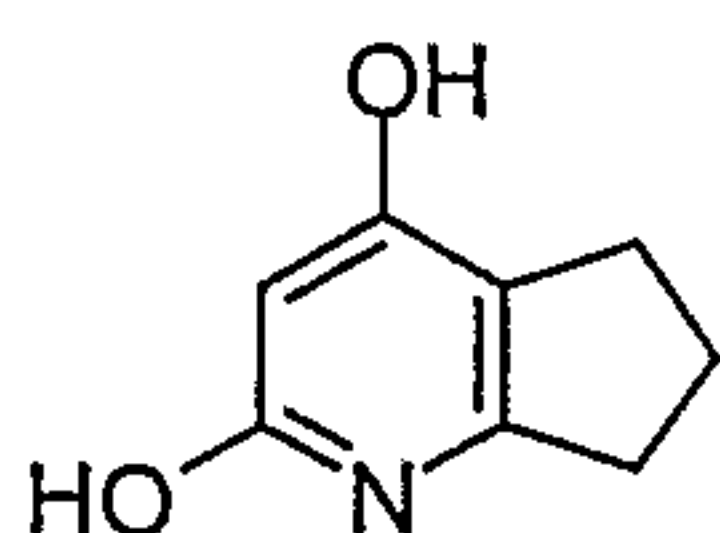
A mixture of thioacetic acid *S*-(2,3-difluorobenzyl)ester (Intermediate B1) (18.35g, 1 equiv) and potassium carbonate (25.11g, 2 equiv) in methanol (200ml) and water (400ml) was stirred overnight before being poured into dichloromethane (500ml). The organic phase was dried and evaporated and distilled (125°C @ 5.6 mBar) to give the title compound as a colourless oil (12.15g). ¹H-NMR (CDCl₃) δ 1.89 (1H, t), 3.78 (2H, d), 7.05 (3H, m).

Intermediate B3 — Ethyl 2,4-dihydroxy-6,7-dihydro-5 *H*-[1]pyrindine-3-carboxylate.



A mixture of ethyl 2-amino-1-cyclopentene-1-carboxylate (10.1g, 1 equiv), diethyl malonate (9.9ml, 1 equiv), sodium ethoxide (26.7ml, 1.1 equiv, 21wt % solution in ethanol) in ethanol was heated in a sealed vessel to 110°C for 96h. After cooling the solvent was removed and the residue suspended in water. The suspension was acidified with aqueous hydrochloric acid (pH ~ 3) and the precipitate was collected and dried to give the title compound as a light brown solid (11.52g). ¹H-NMR (d₆-DMSO) δ 1.27 (3H, t), 2.00 (2H, qn), 2.60 (2H, t), 2.73 (2H, t), 4.30 (2H, q), 11.62 (1H, br s), 13.18 (1H, br s).

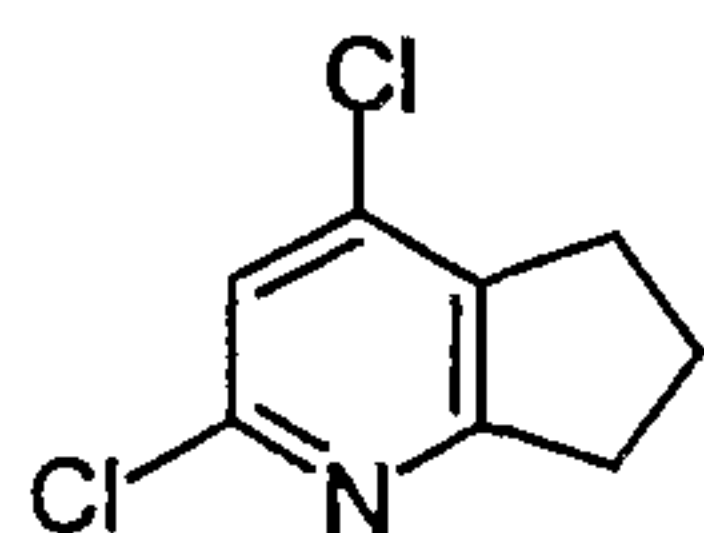
Intermediate B4 — 2,4-Dihydroxy-6,7-dihydro-5 *H*-[1]pyrindine.



A mixture of ethyl 2,4-dihydroxy-6,7-dihydro-5 *H*-[1]pyrindine-3-carboxylate (Int. B3) (11.52g) and aqueous hydrochloric acid (2M, 100ml) was heated together overnight. After cooling the solvent was removed by freeze drying and the title compound obtained as a brown solid (8.02g). ¹H-NMR (d₆-

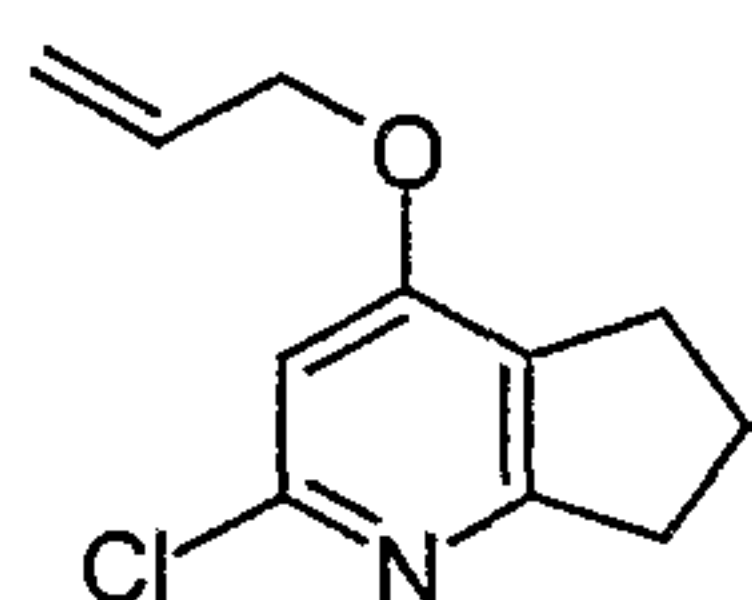
DMSO) 2.09 (2H, qn), 2.72 (2H, t), 2.93 (2H, t), 6.56 (1H, s); MS (APCI+) found (M+1) = 152; C₈H₉NO₂ requires 151.

Intermediate B5 — 2,4-Dichloro-6,7-dihydro-5 *H*-[1]pyrindine.



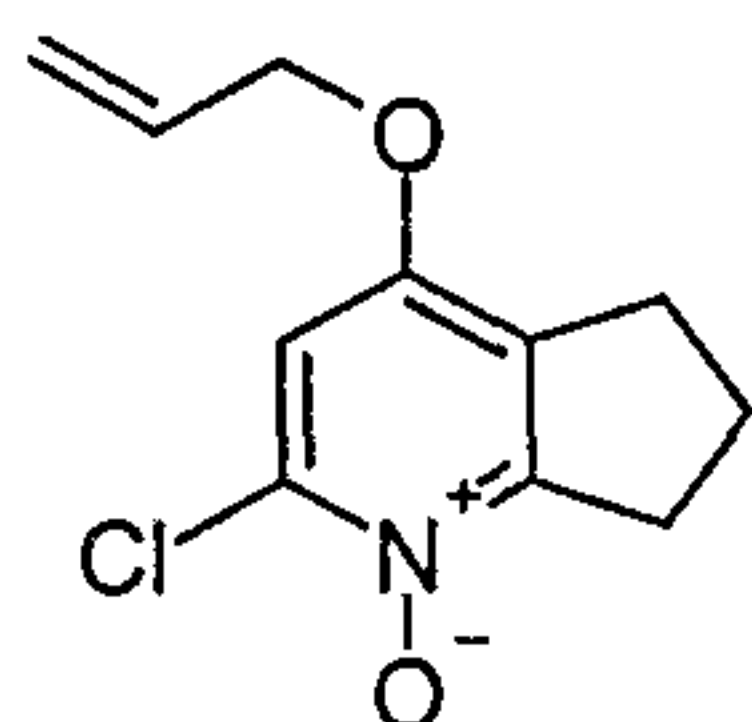
- 5 A mixture of 2,4-dihydroxy-6,7-dihydro-5 *H*-[1]pyrindine (Int. B4) (8.02g) and phosphorous oxychloride (40ml) was heated to reflux overnight. The excess phosphorous oxychloride was evaporated off and the residue poured over ice. The resulting brown solid was filtered off and dried (7.36g). ¹H-NMR (CDCl₃) δ 2.17 (2H, m), 2.96 (2H, t), 3.07 (2H, t), 7.12 (1H, s); MS (APCI+) found (M+1) = 188; C₈H₇³⁵Cl₂N requires 187.

10 **Intermediate B6 — 4-Allyloxy-2-chloro-6,7-dihydro-5 *H*-[1]pyrindine.**

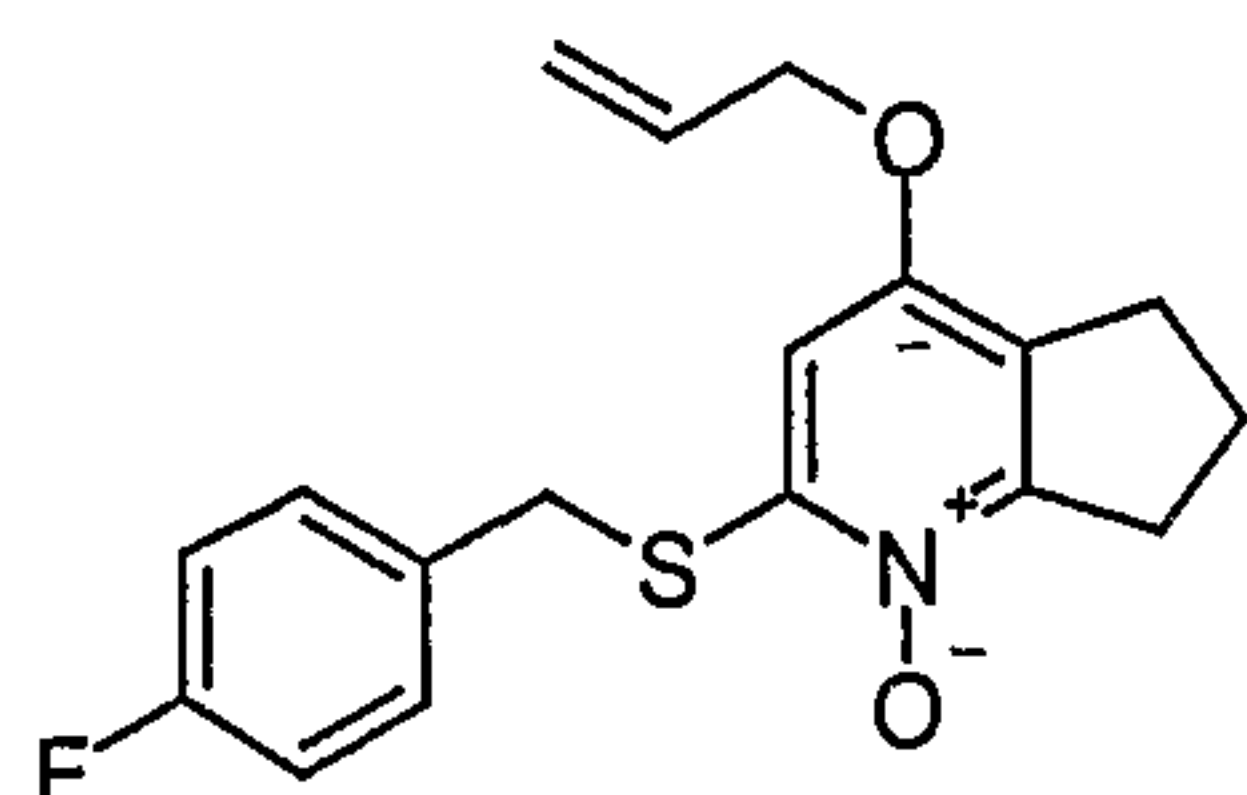


- Allyl alcohol (4.1ml, 1.2 equiv) was added dropwise to a suspension of sodium hydride (2.2g, 1.1 equiv, 60 % dispersion in mineral oil) in dimethylformamide (80ml) under argon at 0°C. The reaction mixture was stirred for 20min prior to adding dropwise to a solution of 2,4-dichloro-6,7-dihydro-5 *H*-[1]pyrindine (Int. B5) (9.42g, 1 equiv) in dimethylformamide (70ml) at 0°C, stirring was continued at ambient temperature overnight. The solvent was evaporated and the residue partitioned between water and ethyl acetate, the organic phase was dried and evaporated. Chromatography (silica, 10:1 toluene / ethyl acetate) gave the title compound as an off white solid (8.99g). ¹H-NMR (CDCl₃) δ 2.11 (2H, m), 2.84 (2H, t), 2.97 (2H, t), 4.58 (2H, m), 5.30-5.46 (2H, m), 5.94-6.07 (1H, m), 6.59 (1H, s); MS (APCI+) found (M+1) = 210; C₁₁H₁₂³⁵ClNO requires 209.
- 15
- 20

Intermediate B7 — 4-Allyloxy-2-chloro-6,7-dihydro-5 *H*-[1]pyrindine-1-oxide

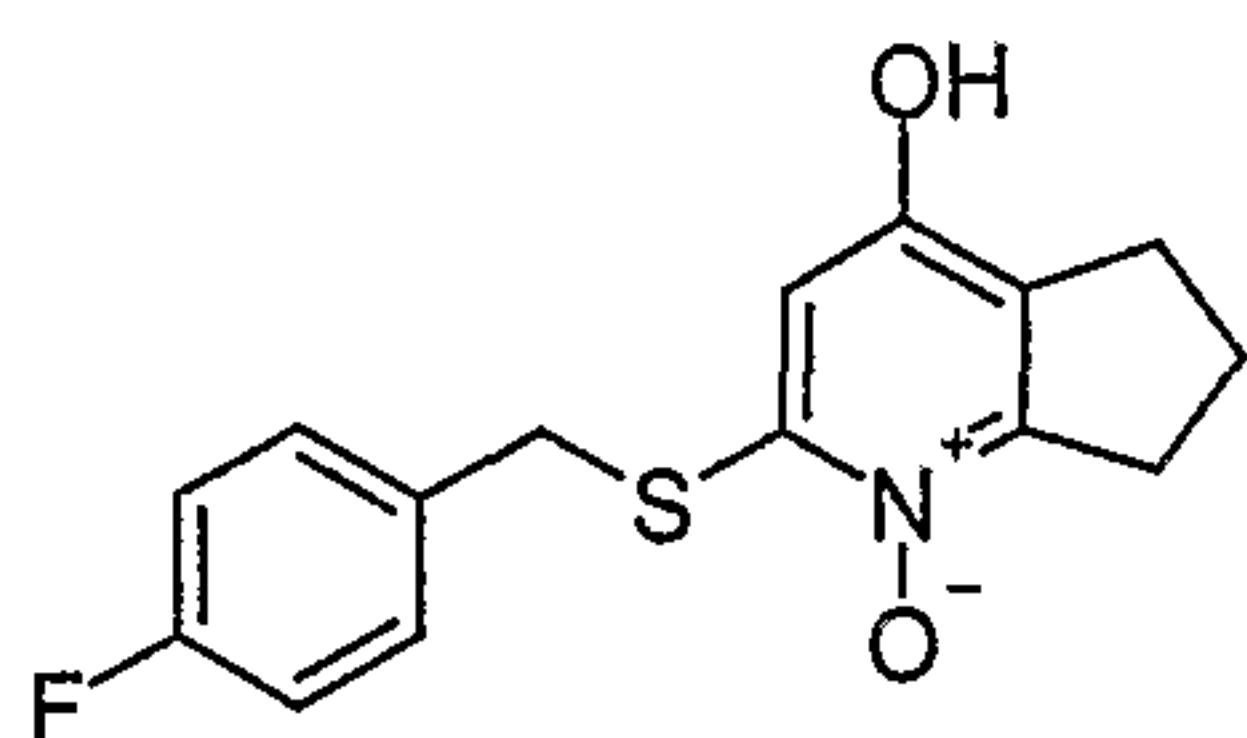


- A mixture of 3-chloroperbenzoic acid (19.5g, 1.5 equiv) and 4-allyloxy-2-chloro-6,7-dihydro-5 *H*-[1]pyrindine (Int. B6) (8.99g, 1 equiv) in dichloromethane (100ml) was stirred at ambient temperature under argon for 4h, washed with aqueous sodium bicarbonate, dried and evaporated. Chromatography (silica, 5% methanol in dichloromethane) gave the title compound as a white solid (6.98g). ¹H-NMR (CDCl₃) δ 2.19 (2H, qn), 2.97 (2H, t), 3.22 (2H, t), 4.57 (2H, m), 5.30-5.45 (2H, m), 5.93-6.08 (1H, m), 6.80 (1H, s); MS (APCI+) found (M+1) = 226; C₁₁H₁₂³⁵ClNO₂ requires 225.
- 25

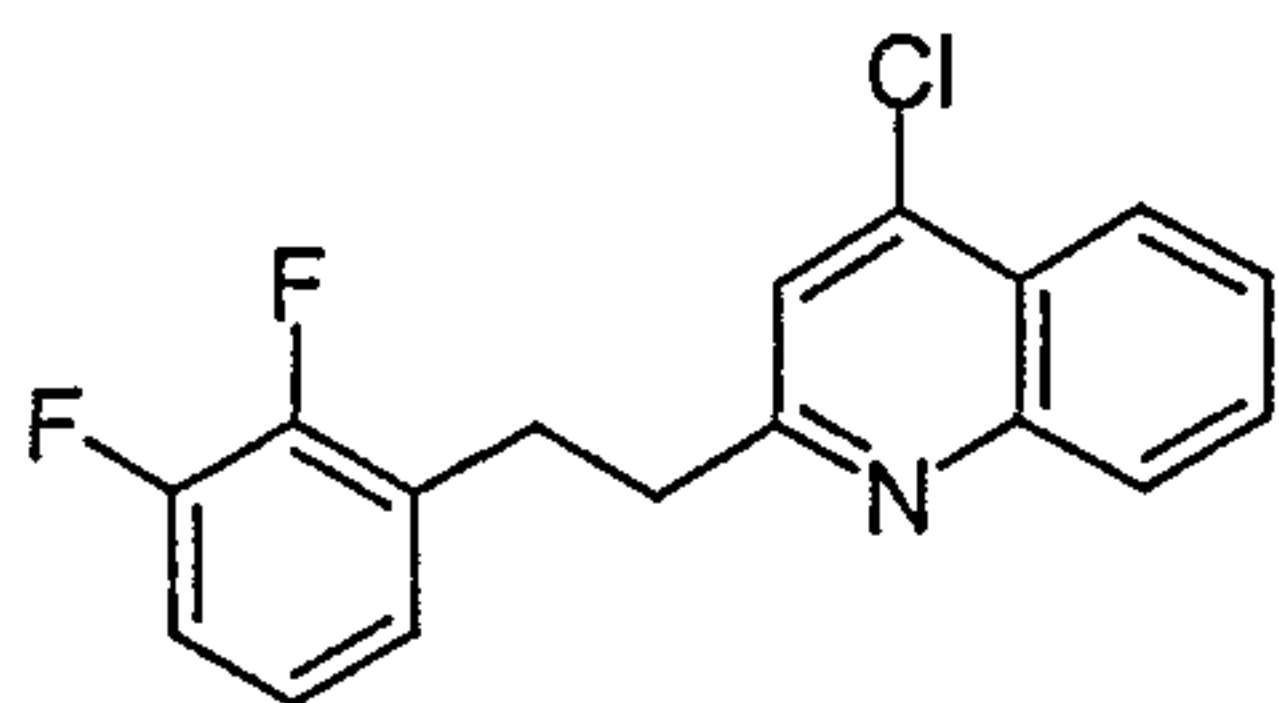
Intermediate B8 — 4-Allyloxy-2-(4-fluorobenzylthio)-6,7-dihydro-5 *H*-[1]pyrindine 1-oxide

4-Fluorobenzyl mercaptan (1.59g, 1.2 equiv) was added dropwise to a suspension of sodium hydride (0.372g, 1.0 equiv, 60 % dispersion in mineral oil) in dimethylformamide (30ml) under argon at 0°C.

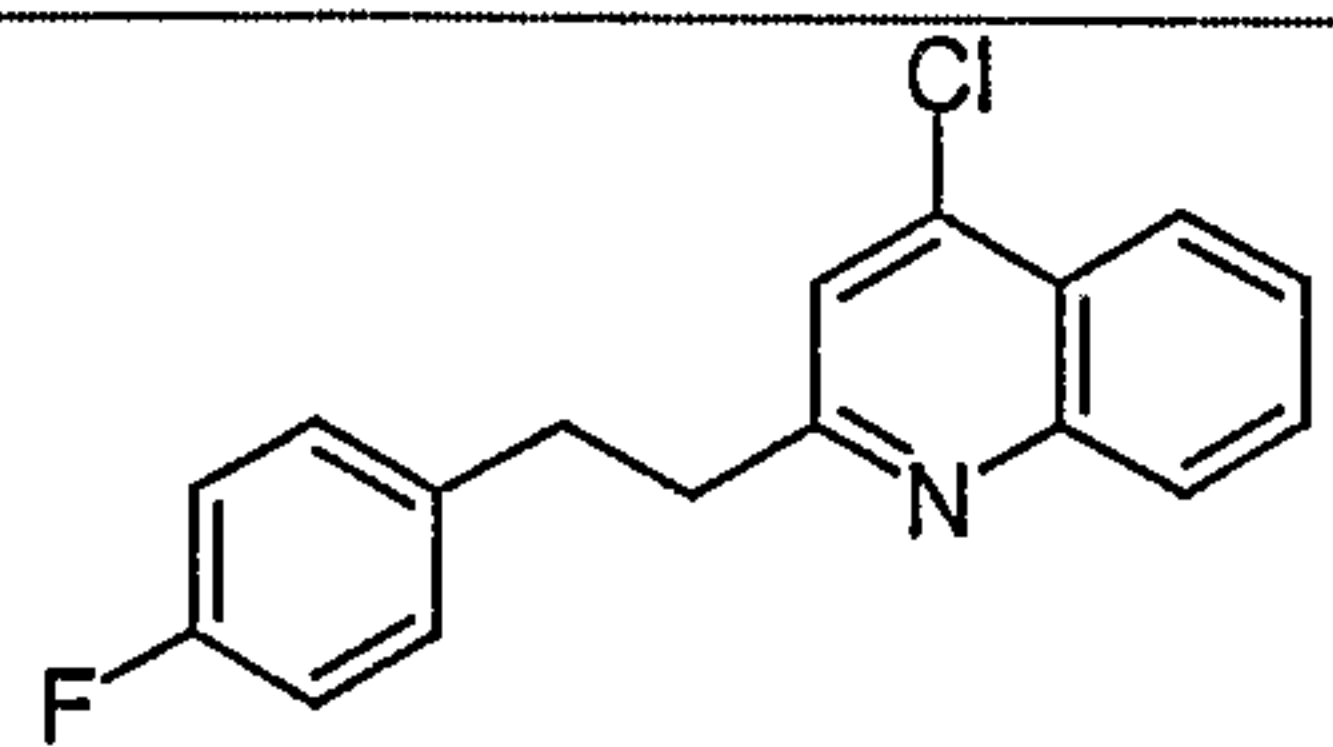
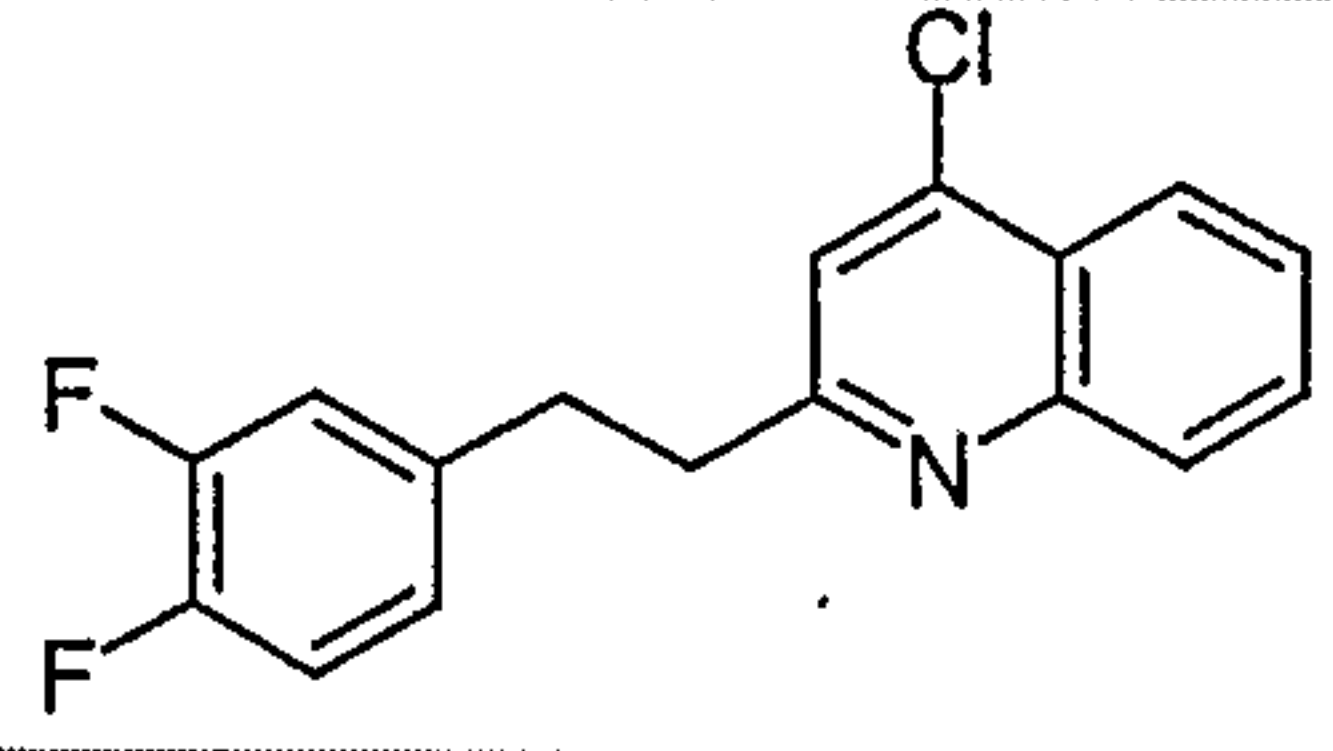
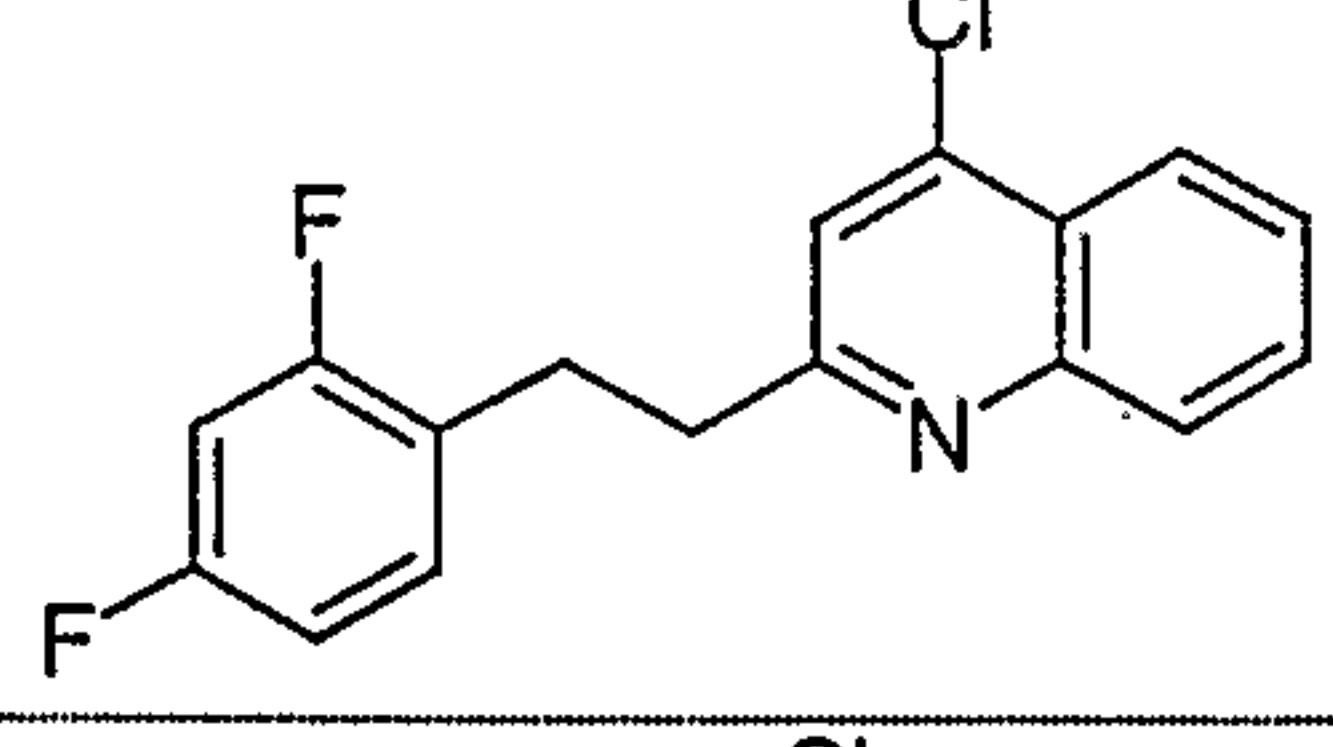
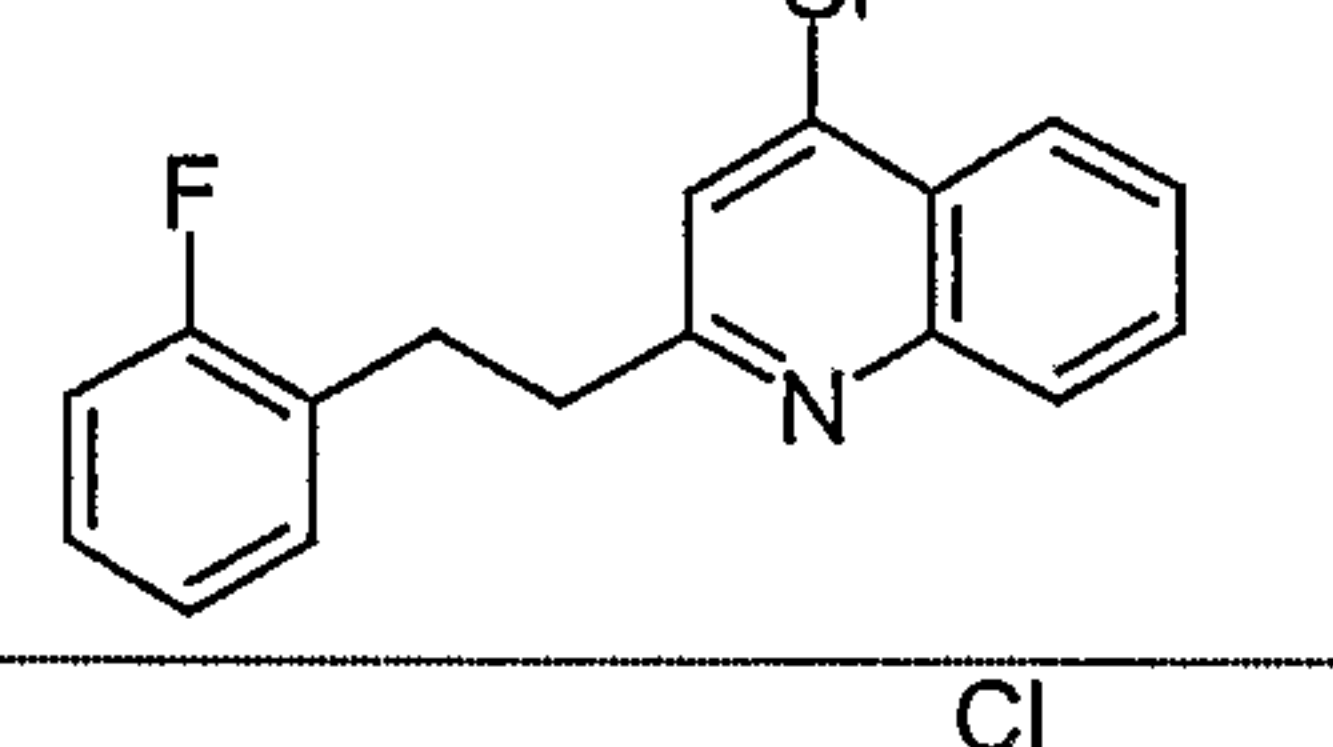
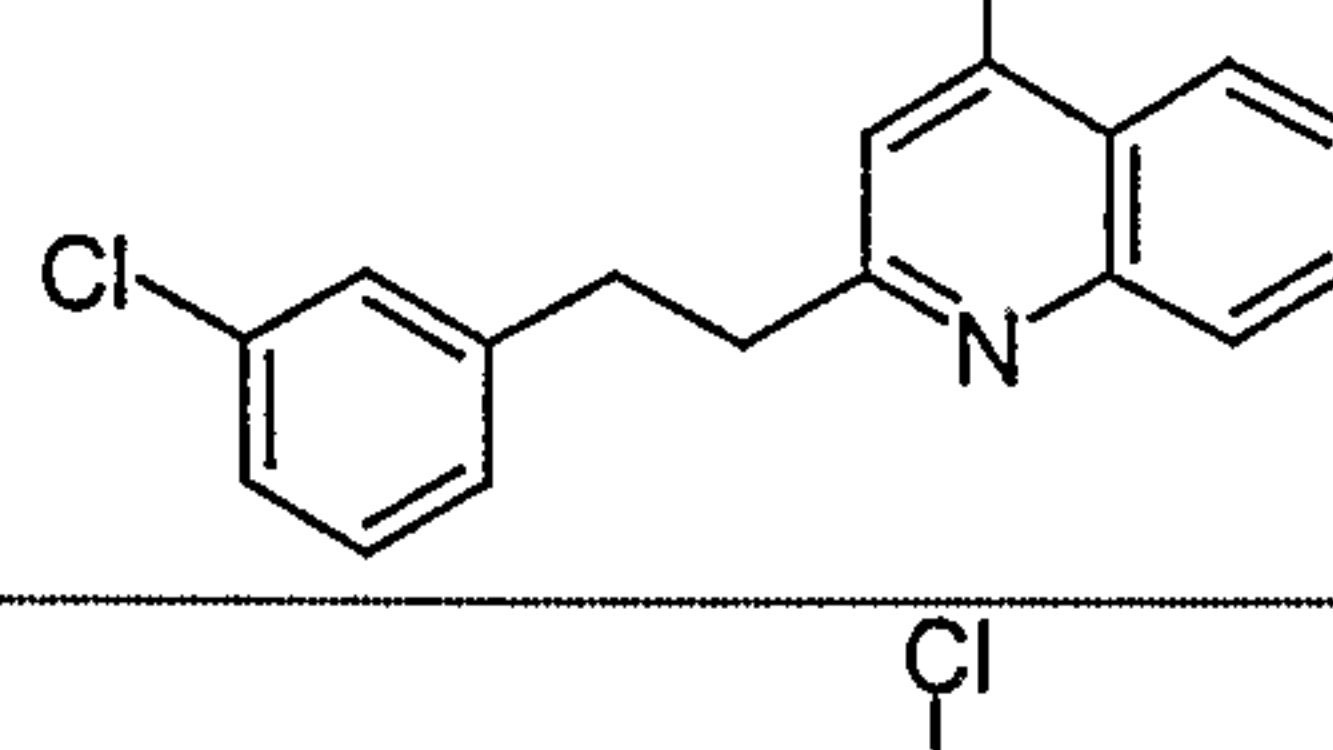
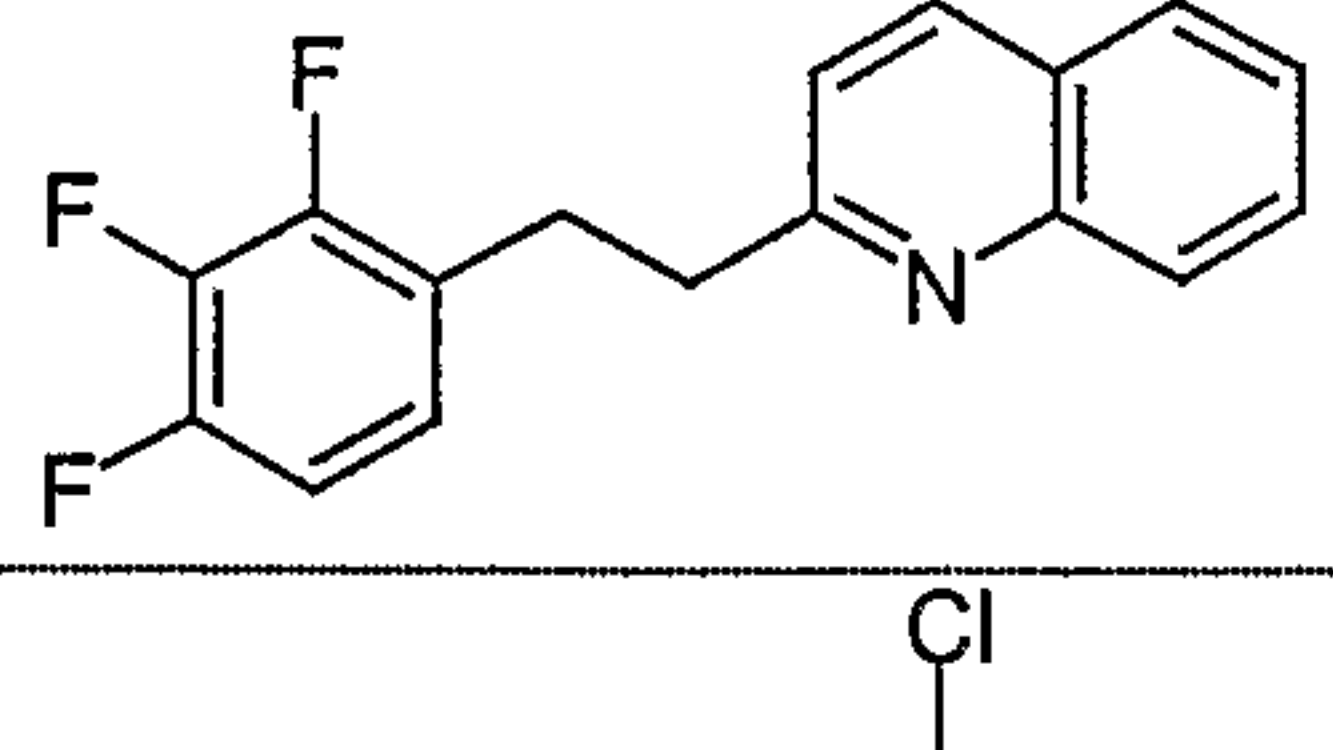
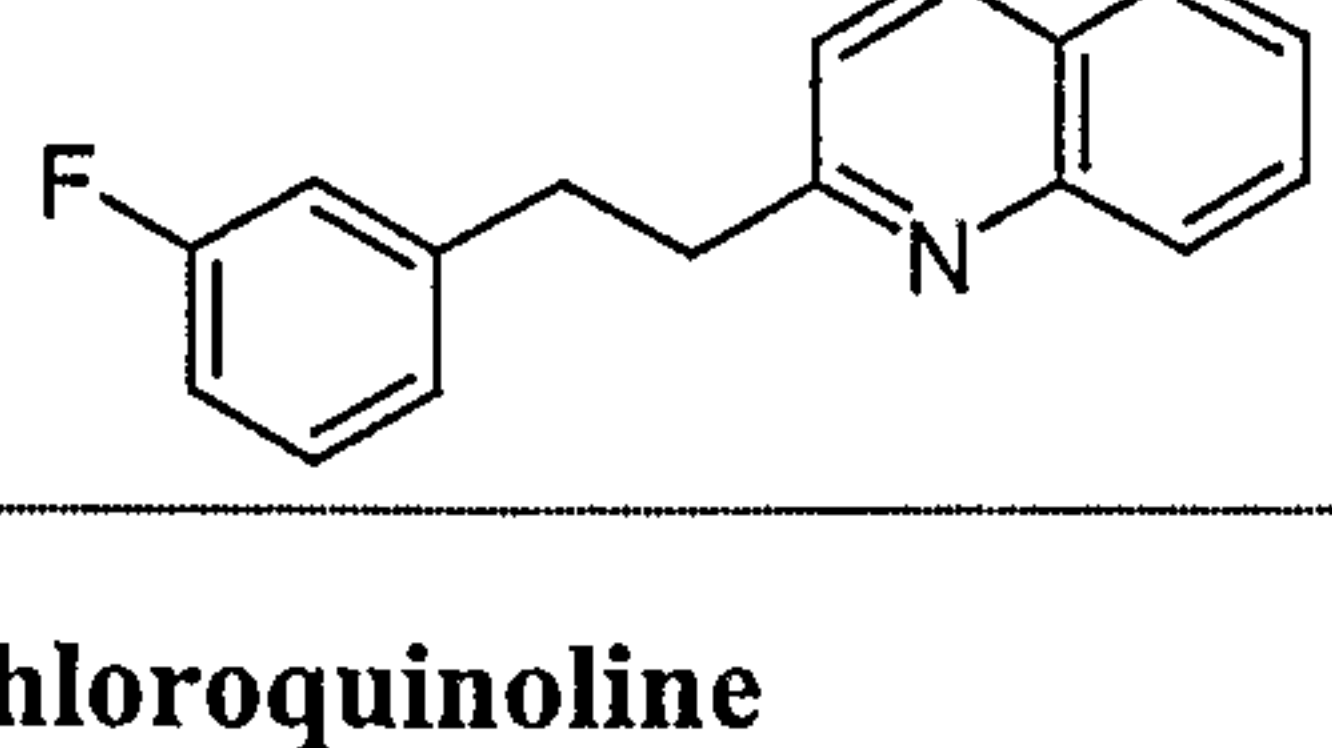
- 5 The reaction was stirred for 20min, before adding dropwise to a solution of 4-allyloxy-2-chloro-6,7-dihydro-5 *H*-[1]pyrindine-1-oxide (Int. B7) (2.1g, 1 equiv) in dimethylformamide (20ml) at 0°C, stirring was continued at ambient temperature overnight. The solvent was evaporated and the residue partitioned between water and ethyl acetate, the organic phase was dried and evaporated. Chromatography (silica, 3% methanol in dichloromethane) gave the title compound as an off white solid (2.65g). ¹H-NMR (CDCl₃) δ 2.16 (2H, qn), 2.91 (2H, m), 3.18 (2H, t), 4.14 (2H, s), 4.43 (2H, m), 5.28 (2H, m), 5.84-5.97 (1H, m), 6.37 (1H, s), 7.00 (2H, m), 7.39 (2H, m); MS (APCI+) found (M+1) = 332; C₁₈H₁₈FNO₂S requires 331.

Intermediate B9 — 2-(4-Fluorobenzylthio)-1-oxy-6,7-dihydro-5 *H*-[1]pyrindin-4-ol

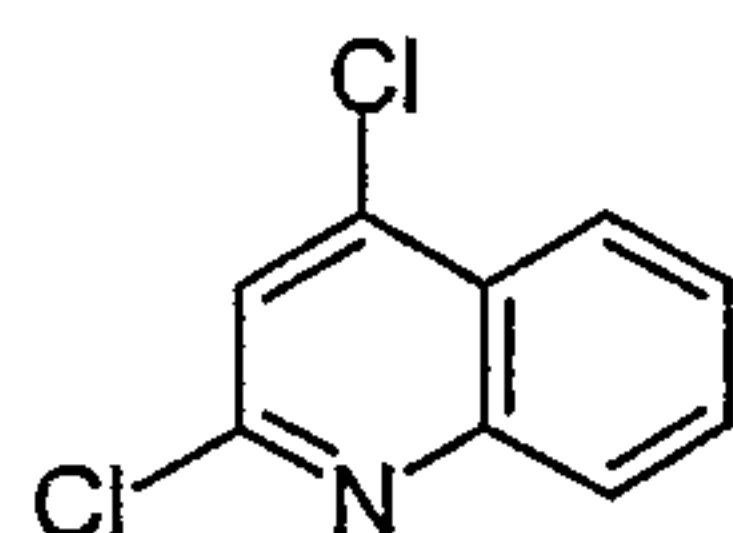
- 15 A mixture of 4-allyloxy-2-(4-fluorobenzylthio)-6,7-dihydro-5 *H*-[1]pyrindine 1-oxide (Int. B8) (2.65g), triphenylphosphine rhodium (I) chloride (0.740g, 10 mol %) and 1,4-diazobicyclo[2,2,2]octane (0.27g, 30 mol %) in ethanol (90ml) and water (10ml) was heated to reflux overnight. The solvent was removed and the residue chromatographed (silica, 4% methanol in dichloromethane) to yield the title compound as a brown solid (1.75g). ¹H-NMR (d₆-DMSO) δ 2.07 (2H, m), 2.80 (2H, t), 2.91 (2H, t), 4.14 (2H, s), 6.58 (1H, s), 7.15 (2H, m), 7.47 (2H, m); MS (APCI+) found (M+1) = 292; C₁₅H₁₄FNO₂S requires 291.

Intermediate B10 — 4-Chloro-2-(2-(2,3-difluorophenyl)ethyl)quinoline

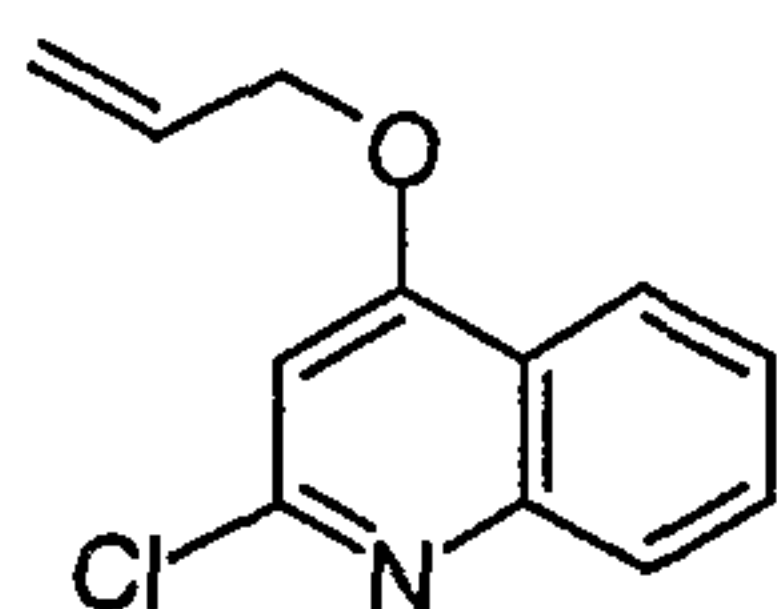
- Butyllithium (4.76ml, 2.5M in hexanes, 1 equiv) was added dropwise to a solution of 4-chloroquinoline (2.4ml, 1 equiv) in tetrahydrofuran (30ml) at -78°C and the reaction mixture stirred for 15min. 2,3-Difluorobenzyl bromide (1.82ml, 1.2 equiv) was added dropwise and stirring was continued for 1h. After warming to room temperature the solution was diluted with water and ethyl acetate and the organic phase dried and evaporated. Chromatography (silica, 10:1 petrol / ethyl acetate) gave the title compound as a white solid (3.16g). ¹H-NMR (CDCl₃) δ 3.23 (4H, m), 6.89-6.99 (3H, m), 7.33 (1H, s), 7.59 (1H, m), 7.74 (1H, m), 8.04 (1H, d), 8.15 (1H, d); MS (APCI+) found (M+1) = 304; C₁₇H₁₂³⁵ClF₂N requires 303.
- 30 The following intermediates were prepared by the method of intermediate B10

No.	Precursor	Structure	Name
B11	4-Fluorobenzyl bromide		4-Chloro-2-(2-(4-fluorophenyl)ethyl)-quinoline
B12	3,4-Difluorobenzyl bromide		4-Chloro-2-(2-(3,4-difluorophenyl)-ethyl)quinoline
B13	2,4-Difluorobenzyl bromide		4-Chloro-2-(2-(2,4-difluorophenyl)-ethyl)quinoline
B14	2-Fluorobenzyl bromide		4-Chloro-2-(2-(2-fluorophenyl)-ethyl)quinoline
B15	3-Chlorobenzyl bromide		4-Chloro-2-(2-(3-chlorophenyl)-ethyl)quinoline
B16	2,3,4-Trifluorobenzyl bromide		4-Chloro-2-(2-(2,3,4-trifluorophenyl)ethyl)quinoline
B17	3-Fluorobenzyl bromide		4-Chloro-2-(2-(3-fluorophenyl)-ethyl)quinoline

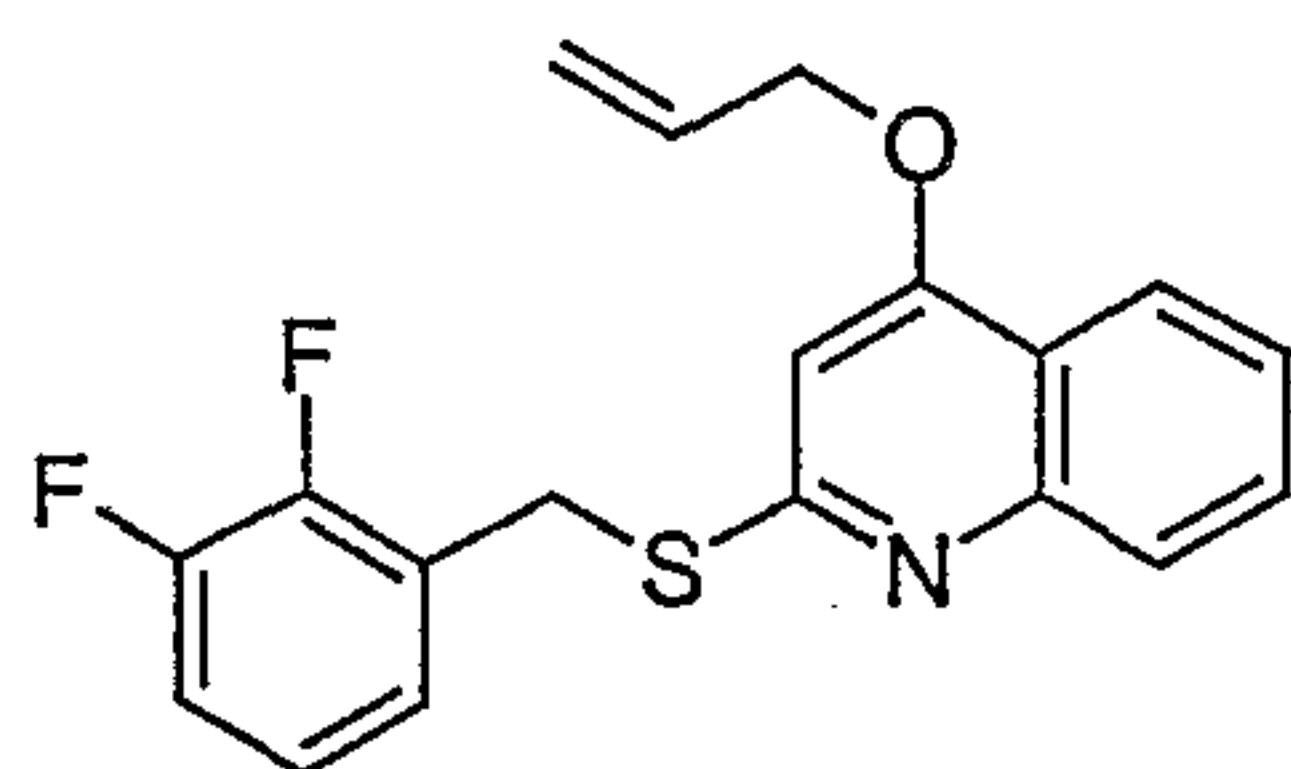
Intermediate B20 — 2,4-Dichloroquinoline



A mixture of 2,4-dihydroxyquinoline (14g) and phosphorus oxychloride (40ml) was heated to reflux overnight. The excess phosphorous oxychloride was evaporated off and the residue poured over ice. The resulting solid was filtered off and dried to give the title compound as a brown solid (13.86g). ¹H-NMR (CDCl₃) δ 7.82 (1H, m), 7.96 (2H, m), 8.03 (1H, d), 8.21 (1H, dd); MS (APCI+) found (M+1) = 198; C₉H₅³⁵Cl₂N requires 197.

Intermediate B21 — 4-Allyloxy-2-chloroquinoline

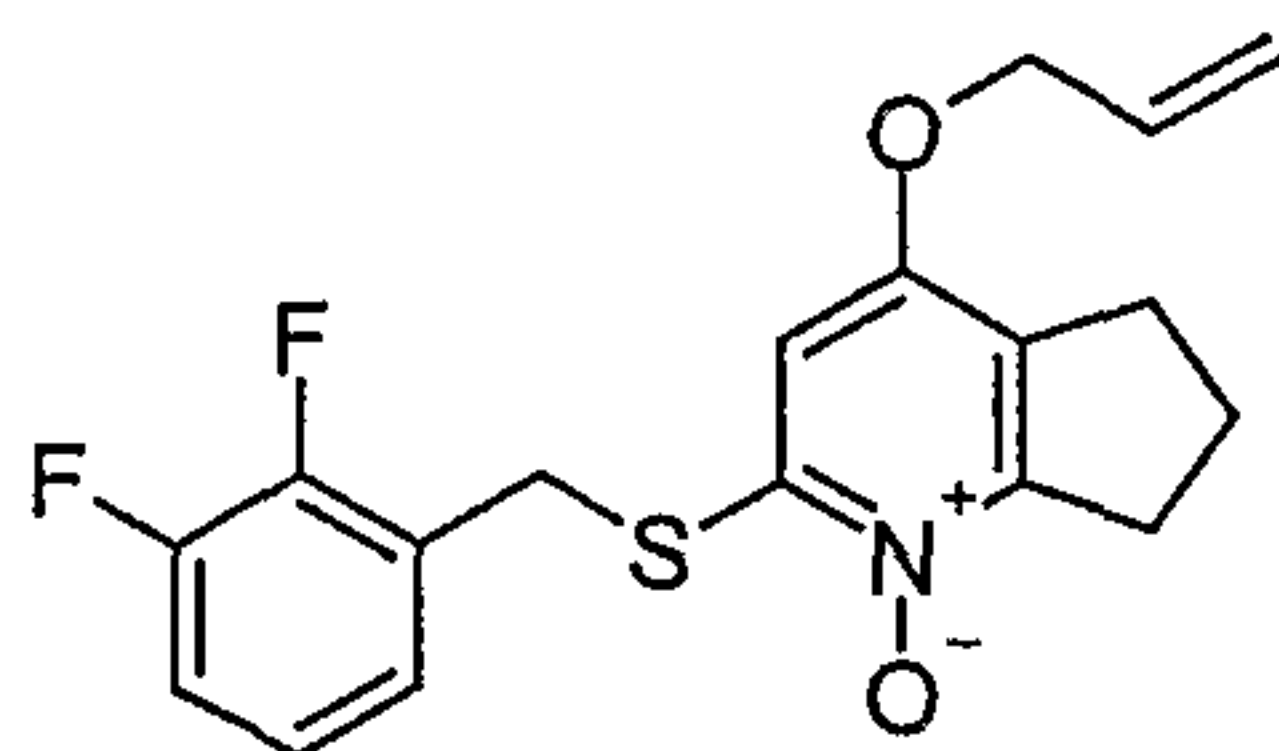
Allyl alcohol (7.1ml, 1.2 equiv) was added dropwise to a suspension of sodium hydride (3.83g, 1.1 equiv, 60 % dispersion in mineral oil) in dimethylformamide (120ml) under argon at 0°C. The reaction mixture was stirred for 20min prior to adding dropwise to a solution of 2,4-dichloroquinoline (Int. B20) (17.26g, 1 equiv) in dimethylformamide (80ml) at 0°C, stirring was continued at ambient temperature overnight. The solvent was evaporated and the residue partitioned between water and ethyl acetate, the organic phase was dried and evaporated. Chromatography (silica, toluene) gave the title compound as an off white solid (13.56g). ¹H-NMR (CDCl₃) δ 4.77 (2H, m), 5.30-5.57 (2H, m), 6.08-6.20 (1H, m), 6.73 (1H, s), 7.52 (1H, m), 7.71 (1H, m), 7.92 (1H, d), 8.17 (1H, dd); MS (APCI+) found (M+1) = 220; C₁₂H₁₀³⁵ClNO requires 219.

Intermediate B22 — 4-Allyloxy-2-(2,3-difluorobenzylthio)quinoline

2,3-Difluorobenzyl mercaptan (Int. B2) (2g, 1.1 equiv) was added dropwise to a suspension of sodium hydride (0.477g, 1.05 equiv, 60 % dispersion in mineral oil) in dimethylformamide (50ml) under argon at 0°C. The reaction mixture was stirred for 20min, before adding dropwise to a solution of 4-allyloxy-2-chloroquinoline (Int. B21) (2.49g, 1 equiv) in dimethylformamide (30ml) at 0°C and stirring was continued at ambient temperature overnight. The solvent was evaporated and the residue partitioned between water and ethyl acetate, the organic phase was dried and evaporated. Chromatography (silica, 2:1 petrol / toluene) gave the title compound as an off white solid (2.26g). ¹H-NMR (CDCl₃) δ 4.68 (4H, m), 5.34-5.53 (2H, m), 6.06-6.17 (1H, m), 6.54 (1H, s), 6.96 (2H, m), 7.41 (2H, m), 7.65 (1H, dt), 7.90 (1H, dd), 8.11 (1H, dd); MS (APCI+) found (M+1) = 344; C₁₉H₁₅F₂NOS requires 343.

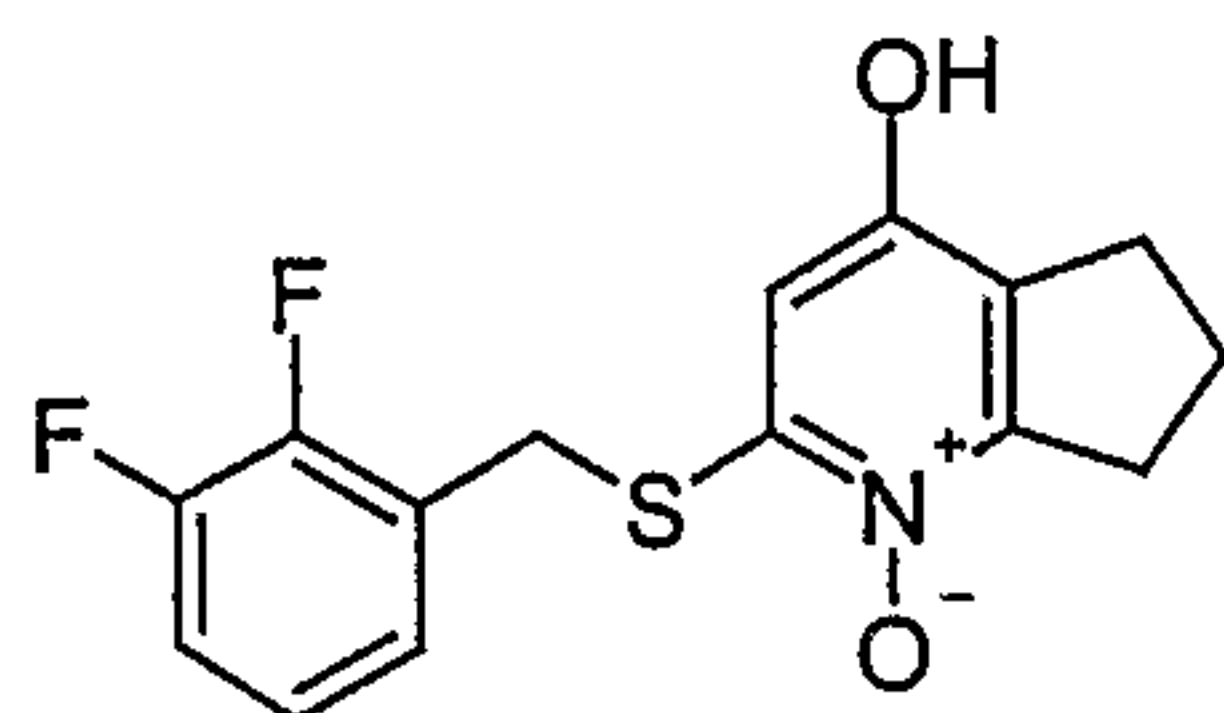
The following intermediate was prepared by the method of intermediate B22:

No.	Precursors	Structure	Name
B23	Int. B21, 4-Fluorobenzyl mercaptan		4-Allyloxy-2-(4-fluorobenzylthio)quinoline

Intermediate B24 — 4-Allyloxy-2-(2,3-difluorobenzylthio)-6,7-dihydro-5 H-[1]pyrindine-1-oxide

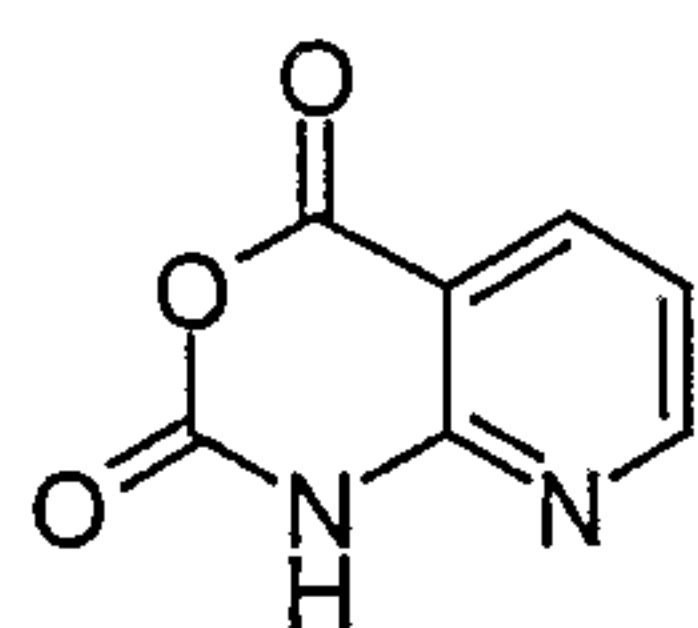
The title compound was prepared from Intermediate B7 and 2,3-difluorobenzylthiol by the method of Intermediate B8.

Intermediate B25 — 2-(2,3-Difluorobenzylthio)-1-oxy-6,7-dihydro-5 *H*-[1]pyrindin-4-ol



5 The title compound was prepared from Intermediate B24 by the method of Intermediate B9.

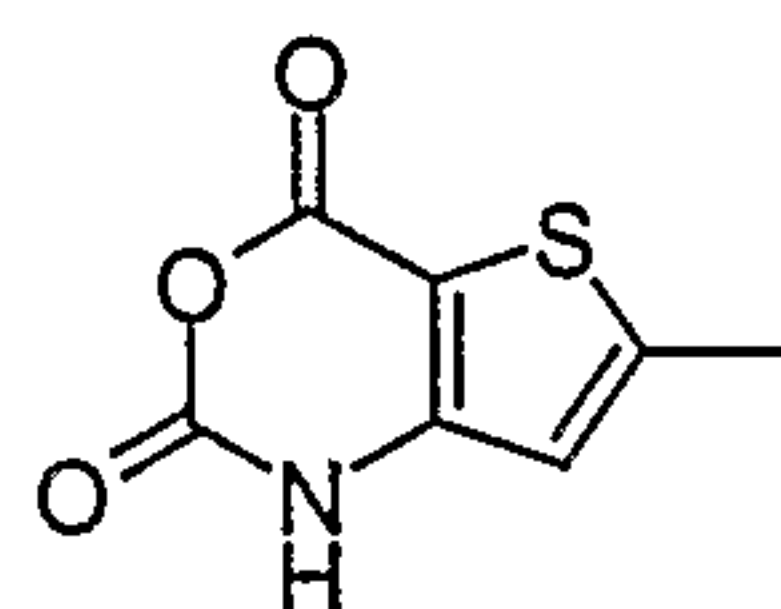
Intermediate B26 — 3-azaisatoic anhydride



To a stirring solution of 2,3-pyridinedicarboxylic anhydride (100g, 1 equiv) in anhydrous tetrahydrofuran (1L) was added dropwise under argon at 38-46°C over 1.25h azidotrimethylsilane (97.9 ml, 1.1 equiv).

10 The temperature was maintained at 45-50°C for a further 2h then the mixture refluxed for 30 min, cooled to ambient temperature and ethanol (43 ml, 1.1 equiv) added dropwise. On stirring for 16h an off-white solid was obtained which was filtered, washed and dried, to give the title compound (90.7g). ¹H-NMR (d₆-DMSO) δ 7.25-7.35 (1H, m), 8.30-8.35 (1H, dd), 8.65-8.7 (1H, dd), 11.3 (1H, br s)

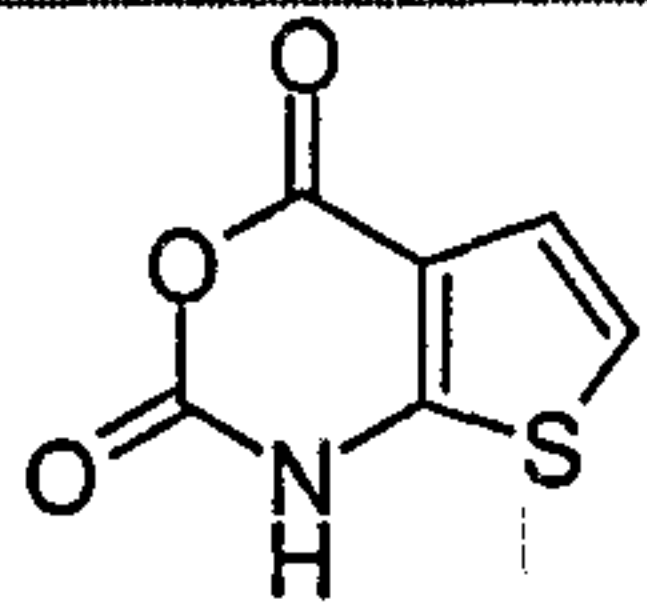
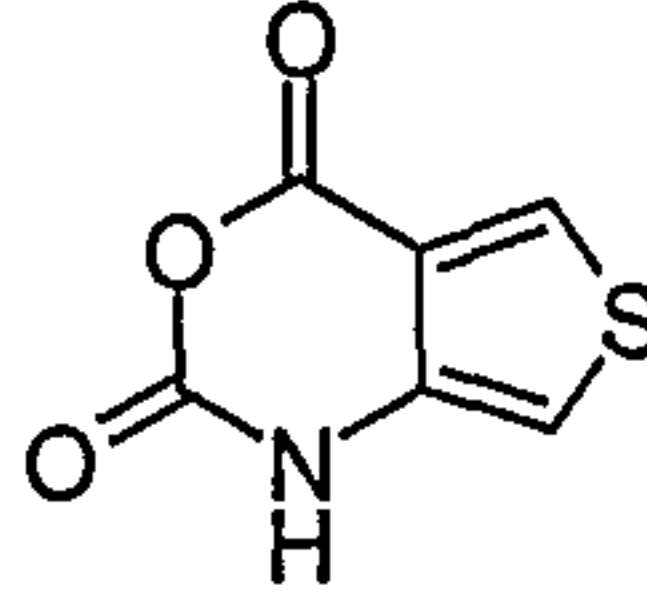
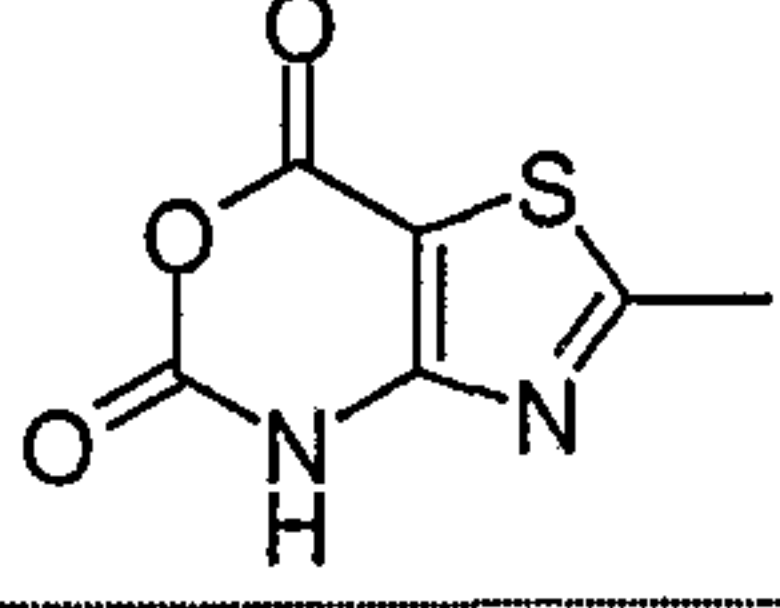
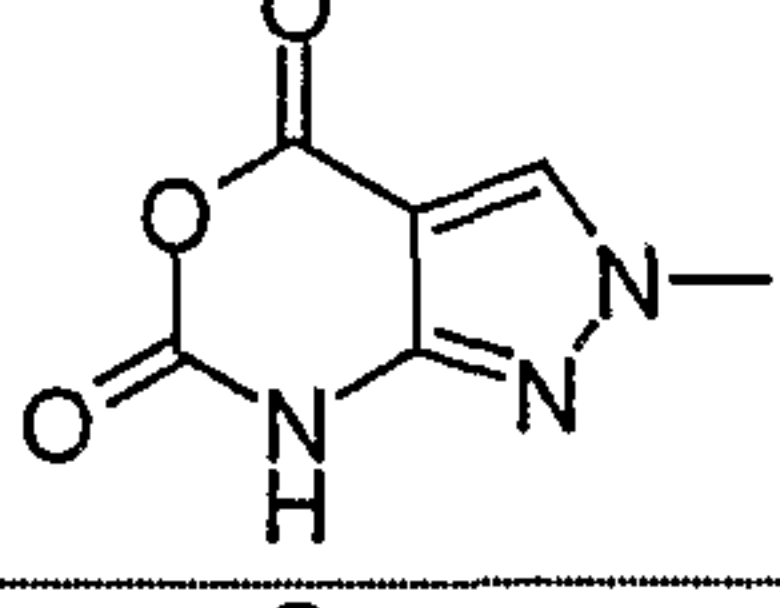
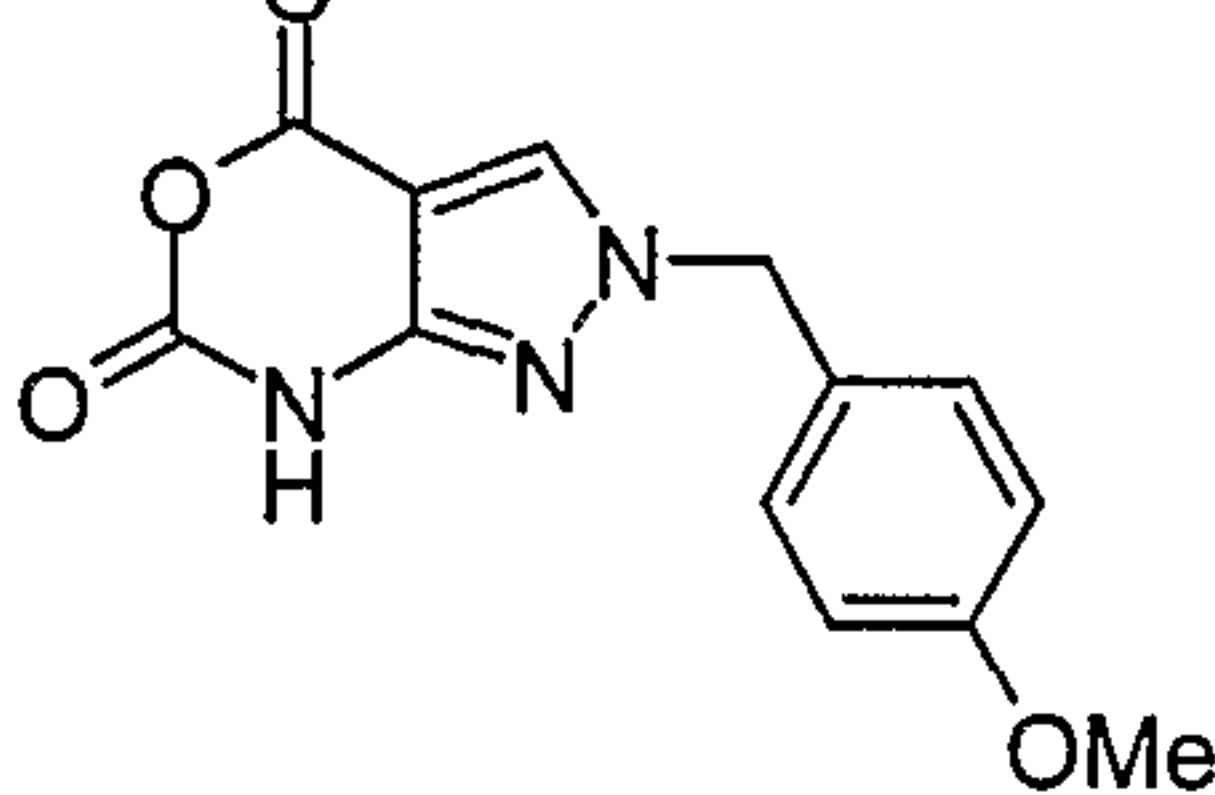
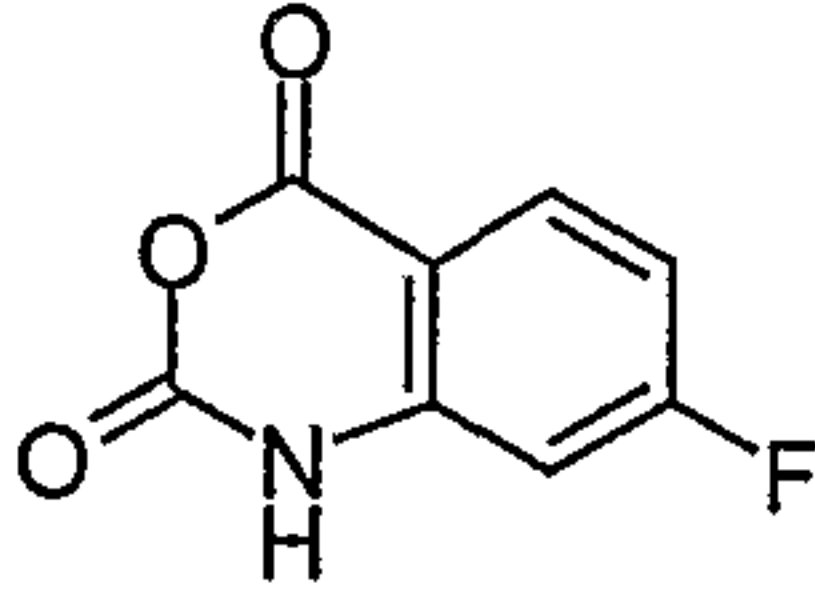
Intermediate B30 — 6-Methyl-1*H*-thieno[3,2-*d*][1,3]oxazine-2,4-dione



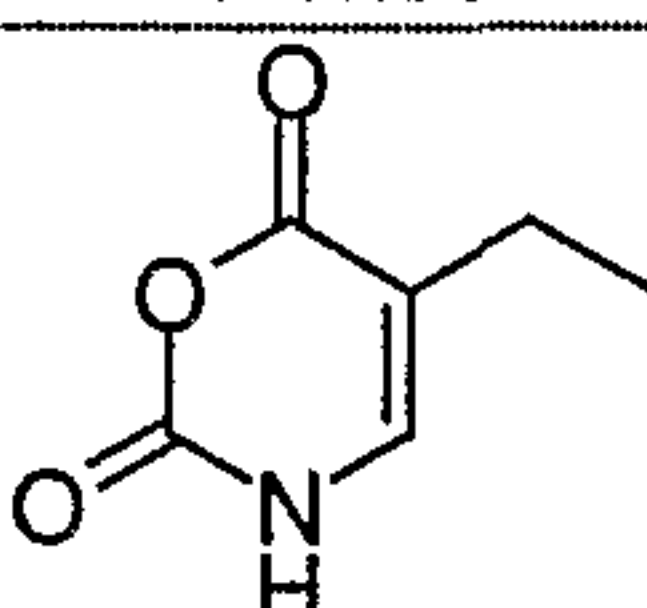
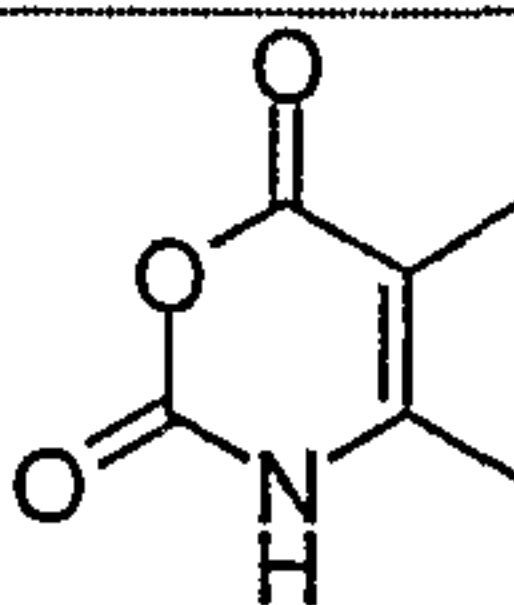
15 Methyl 3-amino-5-methylthiophene-2-carboxylate (2.0g, 11.7 mmol) and sodium hydroxide (0.89g, 22.2 mmol) in 1:1 dioxan/water (40ml) was heated at reflux for 18h, then the solvent was removed in vacuo. The crude solid was dissolved in water (30ml) and phosgene (15ml, 20% solution in toluene, 30 mmol) was added over 10min with stirring. After a further 30min the precipitate was filtered off, washed with
20 water and dried to yield the title compound (0.44g). ¹H-NMR (CDCl₃) δ 2.5 (3H, s), 6.7 (1H, s), 12.5 (1H, s); MS (APCI+) found (M+H-CO₂) = 140.

The following intermediates were prepared by the method of Intermediate B30:

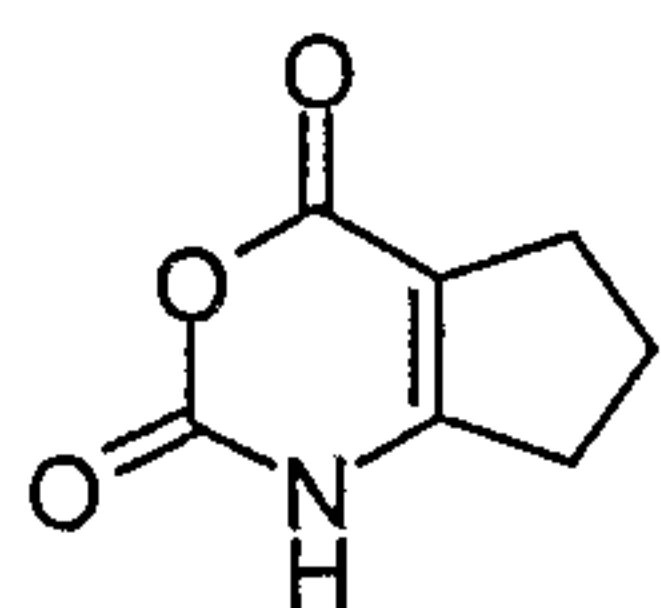
No.	Structure	Name
B31		1 <i>H</i> -thieno[3,2- <i>d</i>][1,3]oxazine-2,4-dione

B32		1 <i>H</i> -thieno[2,3- <i>d</i>][1,3]oxazine-2,4-dione
B33		1 <i>H</i> -thieno[3,4- <i>d</i>][1,3]oxazine-2,4-dione
B34		2-methylthiazolo[4,5- <i>d</i>][1,3]oxazine-5,7-dione
B35		2-methyl-2,7-dihydropyrazolo[3,4- <i>d</i>][1,3]oxazine-4,6-dione
B36		2-(4-methoxybenzyl)-2,7-dihydropyrazolo[3,4- <i>d</i>][1,3]oxazine-4,6-dione
B37		4-fluoroisatoic anhydride

The following intermediates were prepared by the method of Washburne and Park, Tet. Lett. 243 (1976):

No.	Structure	Name
B40		5-ethyl-3 <i>H</i> -[1,3]oxazine-2,6-dione
B41		4,5-dimethyl-3 <i>H</i> -[1,3]oxazine-2,6-dione

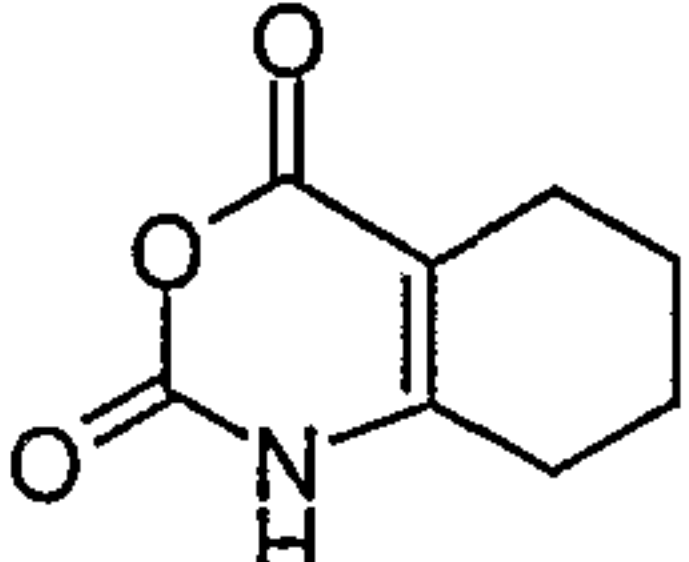
Intermediate B45 — 1,5,6,7-tetrahydrocyclopenta[*d*][1,3]oxazine-2-4-dione



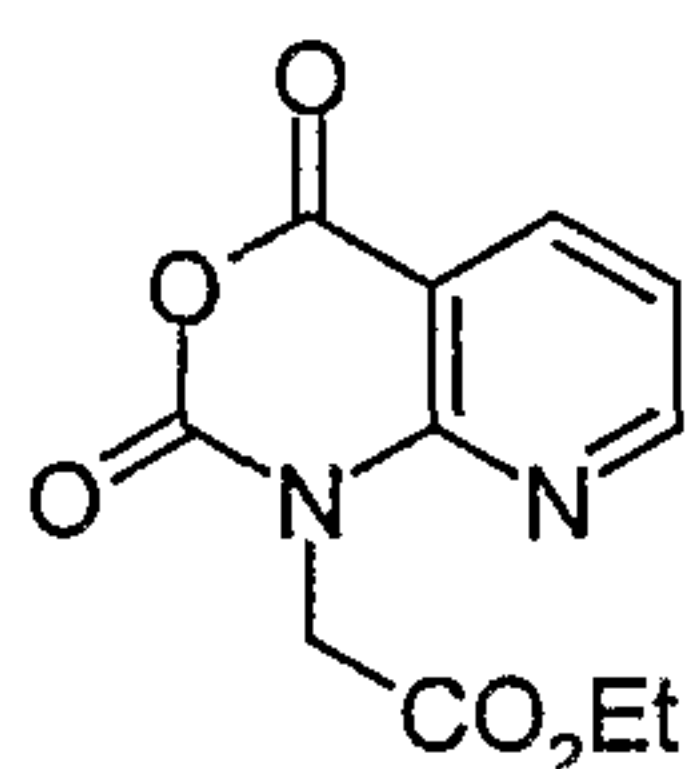
5 Tetramethylsilylazide (1.28ml, 1 equiv) was added dropwise to a solution of 1-cyclopentene-1,2-dicarboxylic anhydride (1.33g, 1 equiv) in dichloromethane (20ml) and the mixture was warmed to 35°C. After ca. 4h gas evolution had ceased. Ethanol (1 equiv) was added and stirring continued for 10min, then the solvent was removed in vacuo and the residue triturated with ether to obtain the title compound

(0.74g). $^1\text{H-NMR}$ ($\text{d}_6\text{-DMSO}$) δ 2.00 (2H, m), 2.47 (2H, m), 2.68 (2H, m), 11.8 (1H, br s); MS (APCI-) found (M-1) = 152; $\text{C}_7\text{H}_7\text{NO}_3$ requires 153.

The following intermediate was prepared by the method of Int. B45

No.	Structure	Name
B46		5,6,7,8-tetrahydro-1H-benzo[d][1,3]oxazine-2,4-dione

Intermediate B50 — Ethyl (2,4-dioxo-4H-pyrido[2,3-d][1,3]oxazin-1-yl)acetate



5

10

A 2:1 mixture of 3- and 6-azaisatoic anhydride (3.55g, 21.6 mmol) (*Synthesis* 1982, 11, 972) was added portionwise to a suspension of sodium hydride (0.95g, 60% in oil, 23.8 mmol) in DMF (40ml). After stirring for 1h, ethyl bromoacetate (2.64ml, 23.8 mmol) was added. The reaction mixture was stirred overnight. The solvent was removed under reduced pressure. Ice/water was added to the residue and stirred for 1h. The resulting pink solid was collected by filtration, washed with water and dried under vacuum at 40°C. The product was a 4:1 mixture of the [2,3-*d*] and the [3,2-*d*] isomers. $^1\text{H-NMR}$ data of the title compound. $^1\text{H-NMR}$ ($\text{d}_6\text{-DMSO}$) δ 1.21 (3H, t), 4.18 (2H, q), 4.92 (2H, s), 7.45 (1H, dd), 8.47 (1H, dd), 8.77 (1H, dd); MS (APCI+) found (M+1) = 251; $\text{C}_{11}\text{H}_{10}\text{N}_2\text{O}_5$ requires 250.

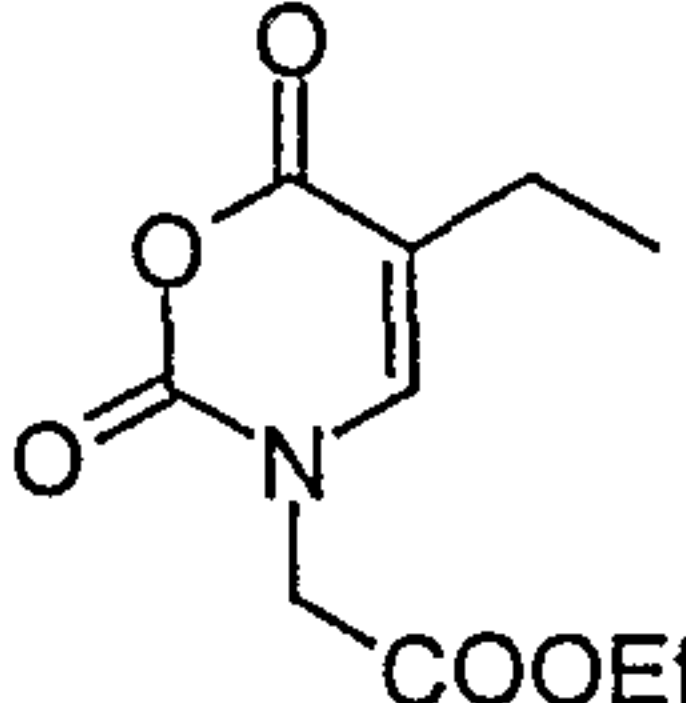
The title compound could also be prepared by the following method:

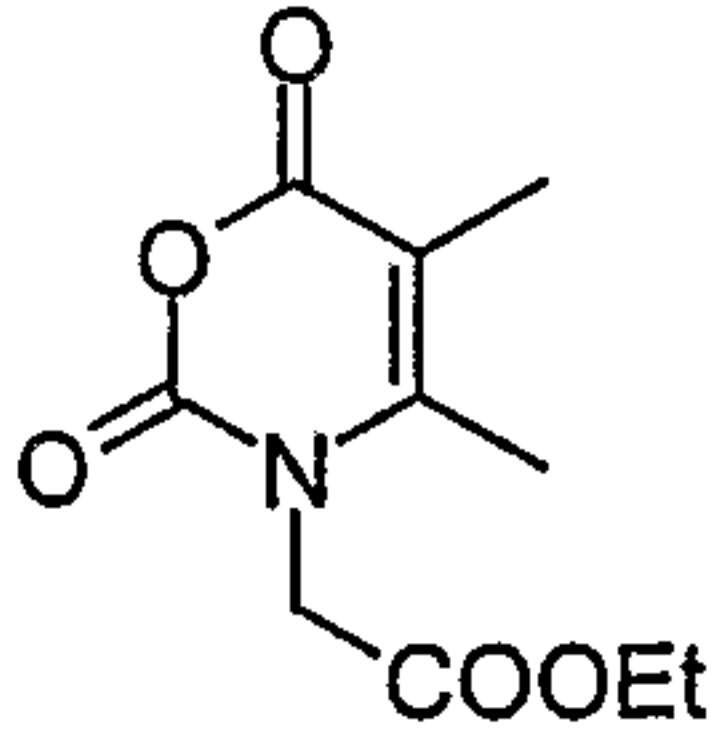
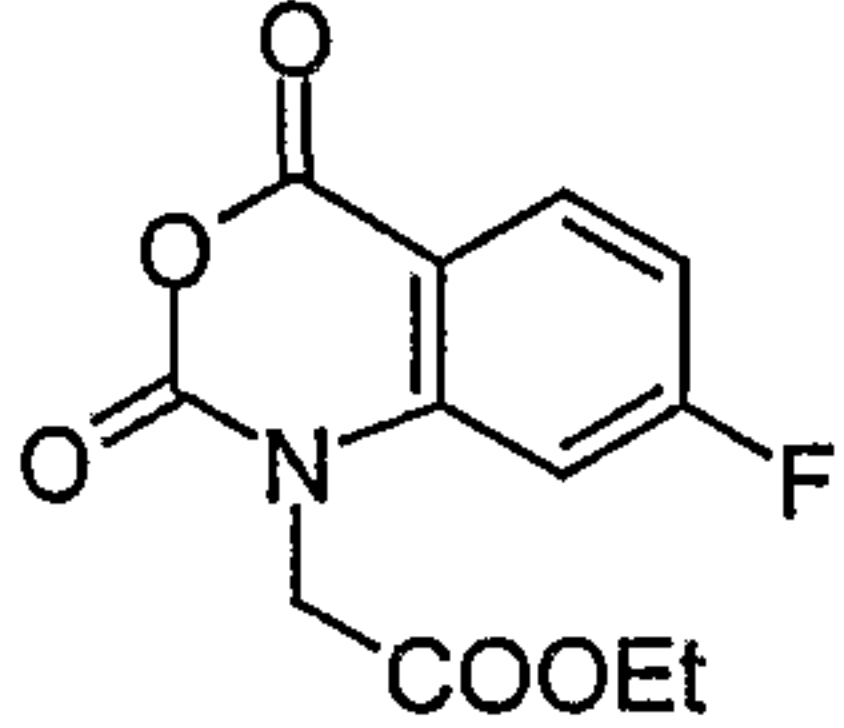
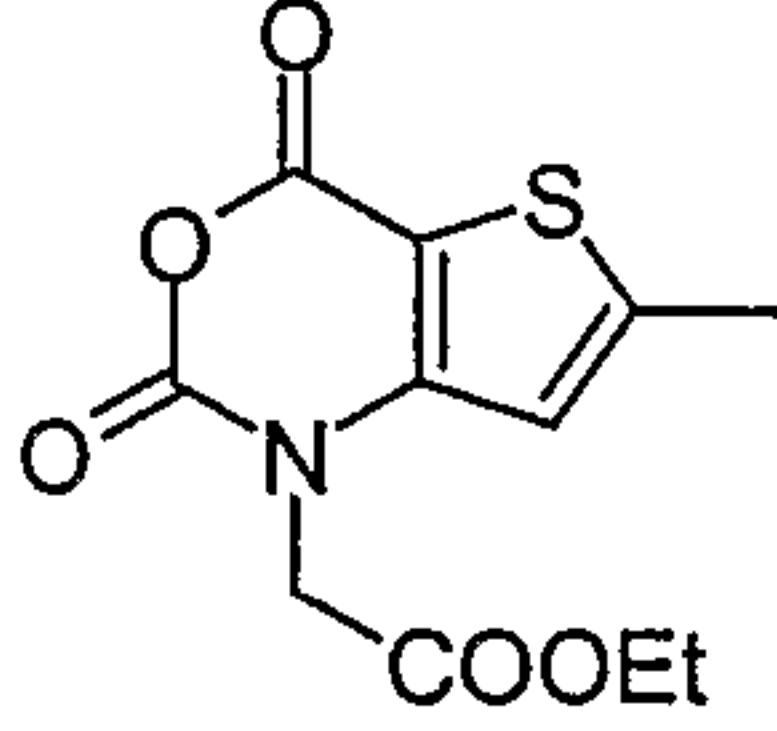
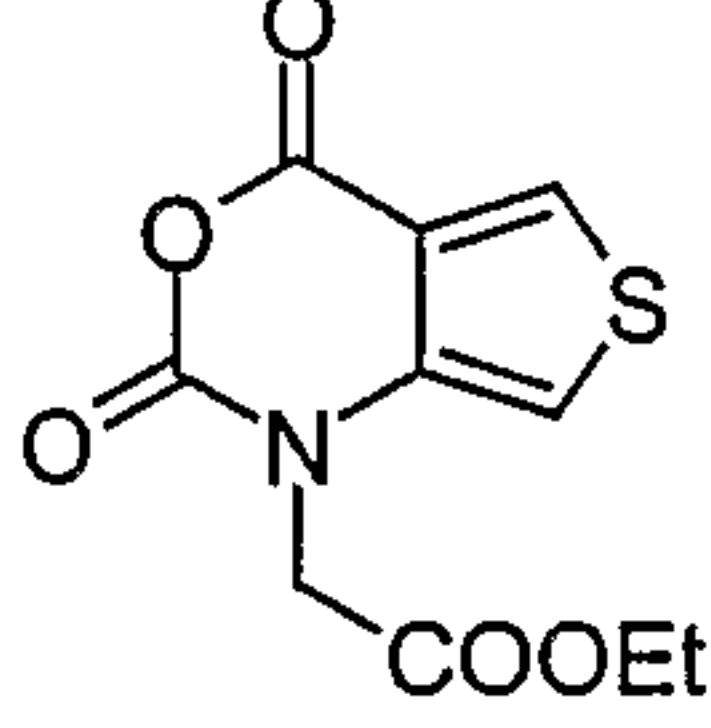
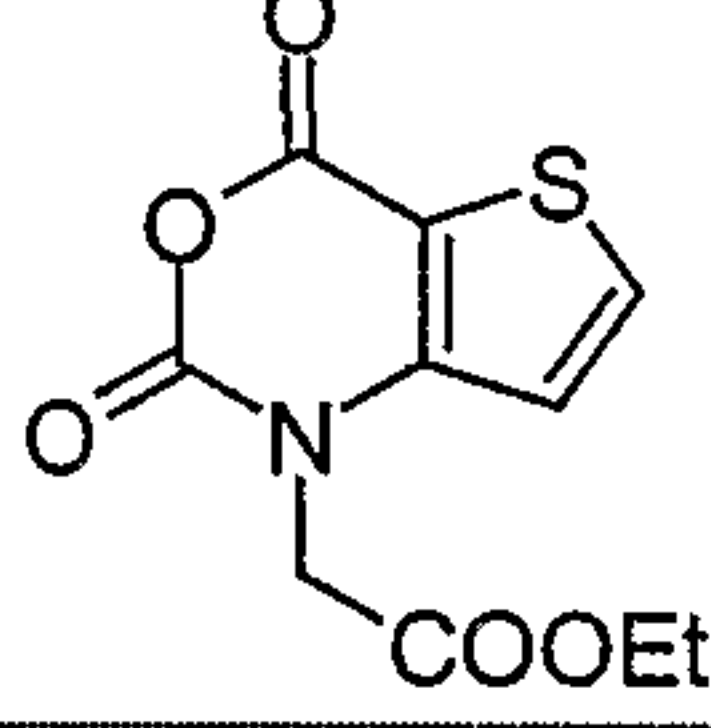
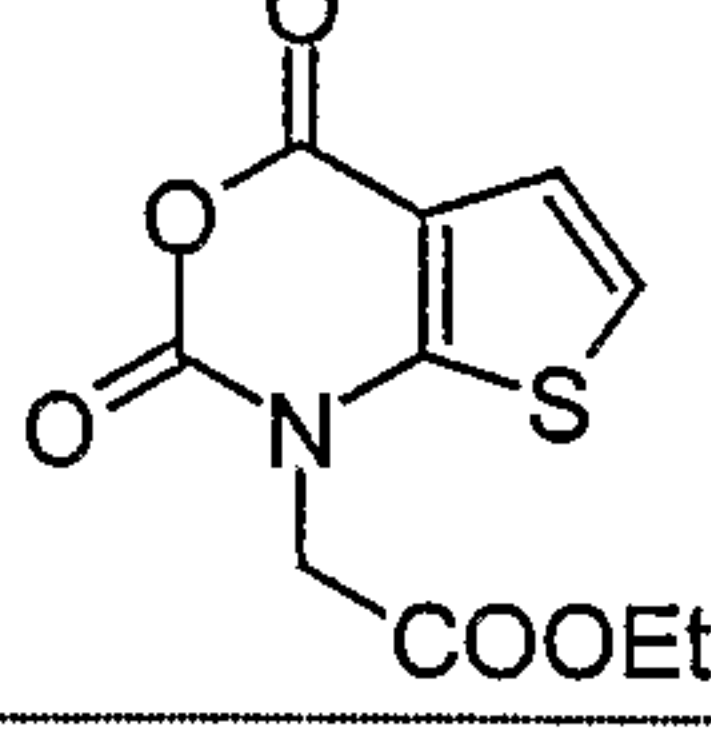
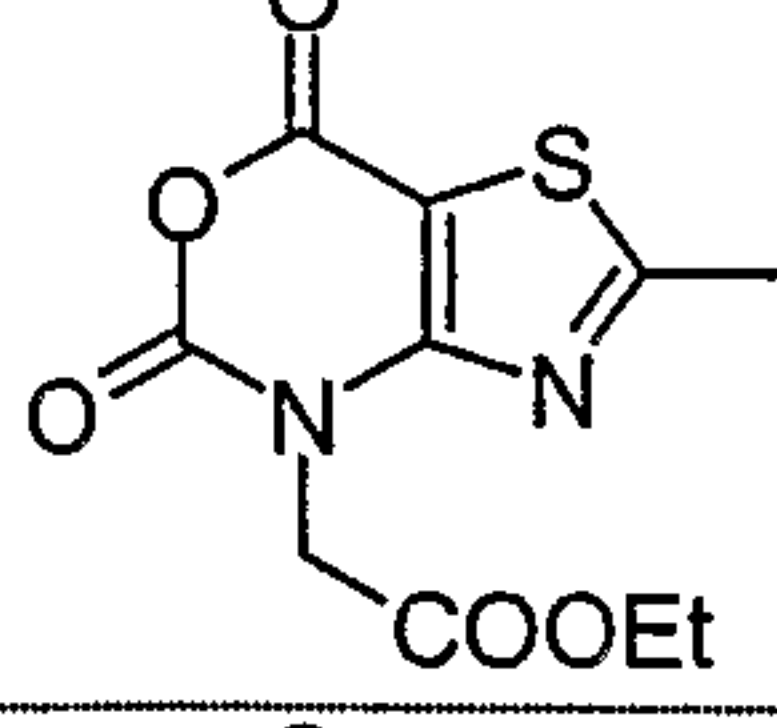
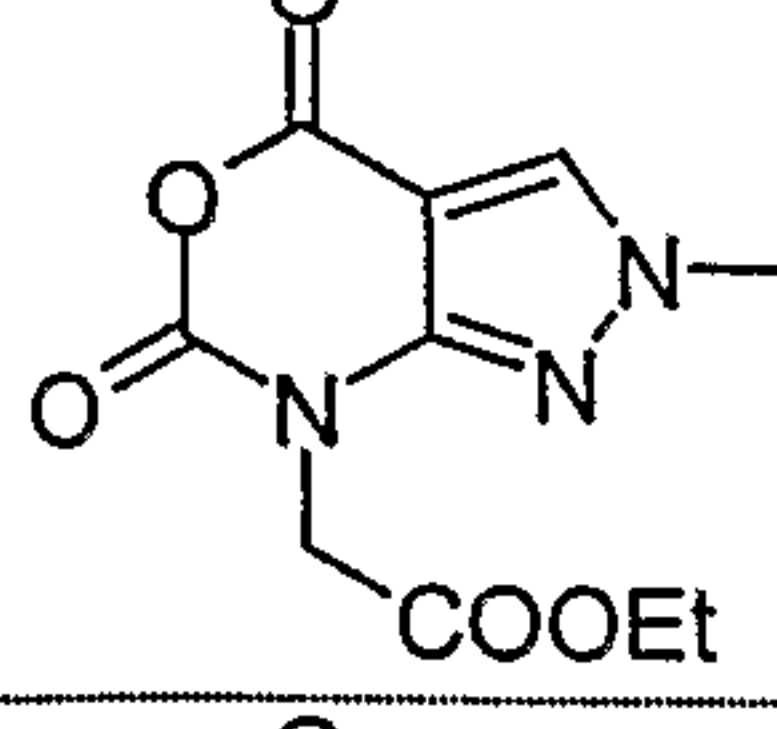
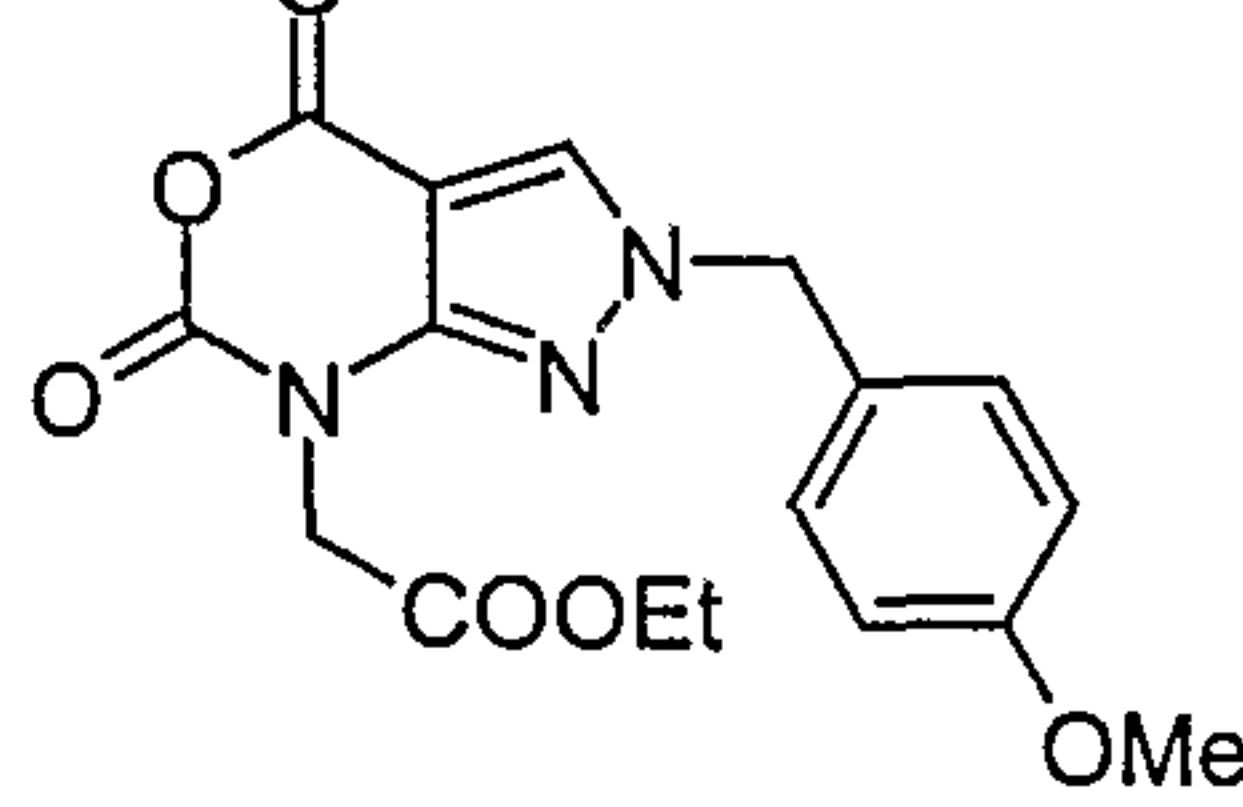
15

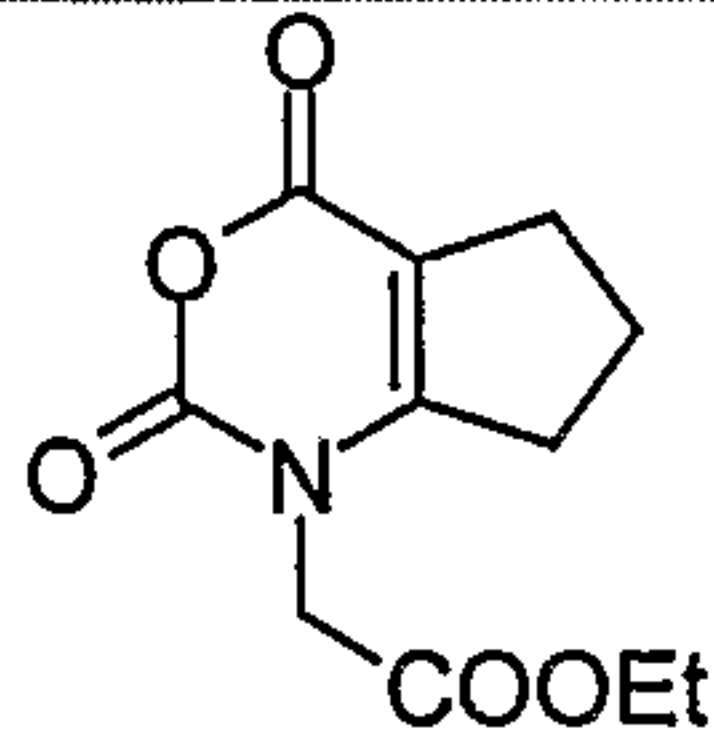
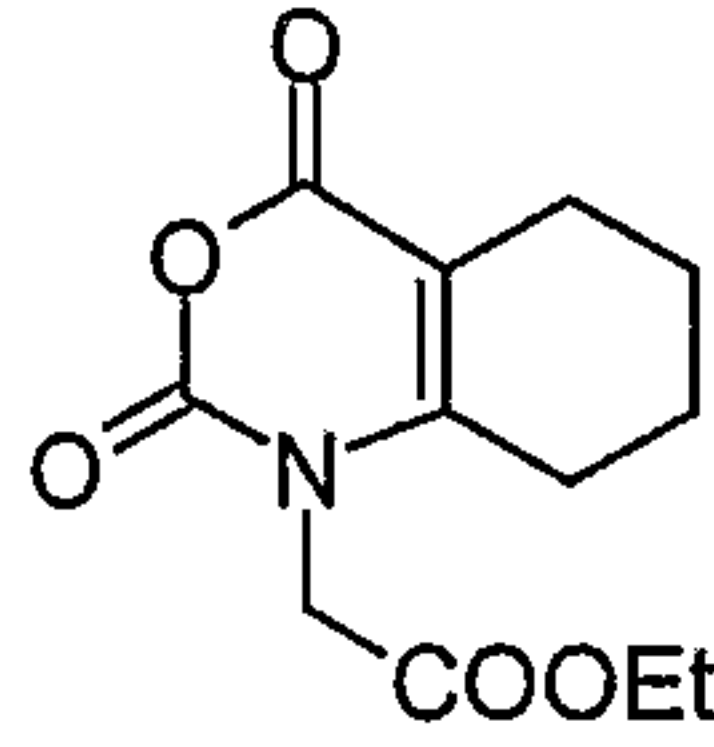
20

To a stirring mixture of 3-azaisatoic anhydride (Int. B26) (84.36g, 1 equiv) and N,N-diisopropylethylamine (94 ml, 1.05 equiv) in N-methylpyrrolidone (420 ml) was added dropwise under argon at 45-50°C, ethyl bromoacetate (57 ml, 1 equiv). After 16h at 50°C the mixture was cooled (ice bath) and water (560 ml) added with vigorous stirring. The solid which precipitated was filtered, washed with water and partitioned between ethyl acetate and saturated aqueous sodium bicarbonate. An insoluble solid was filtered off and discarded and the ethyl acetate layer washed again with saturated sodium bicarbonate, dried (Na_2SO_4) and evaporated. The residue was triturated with a 1:1 mixture of ether / light petrol, filtered, washed and dried to give the title compound as an off-white solid, yield (56.0g).

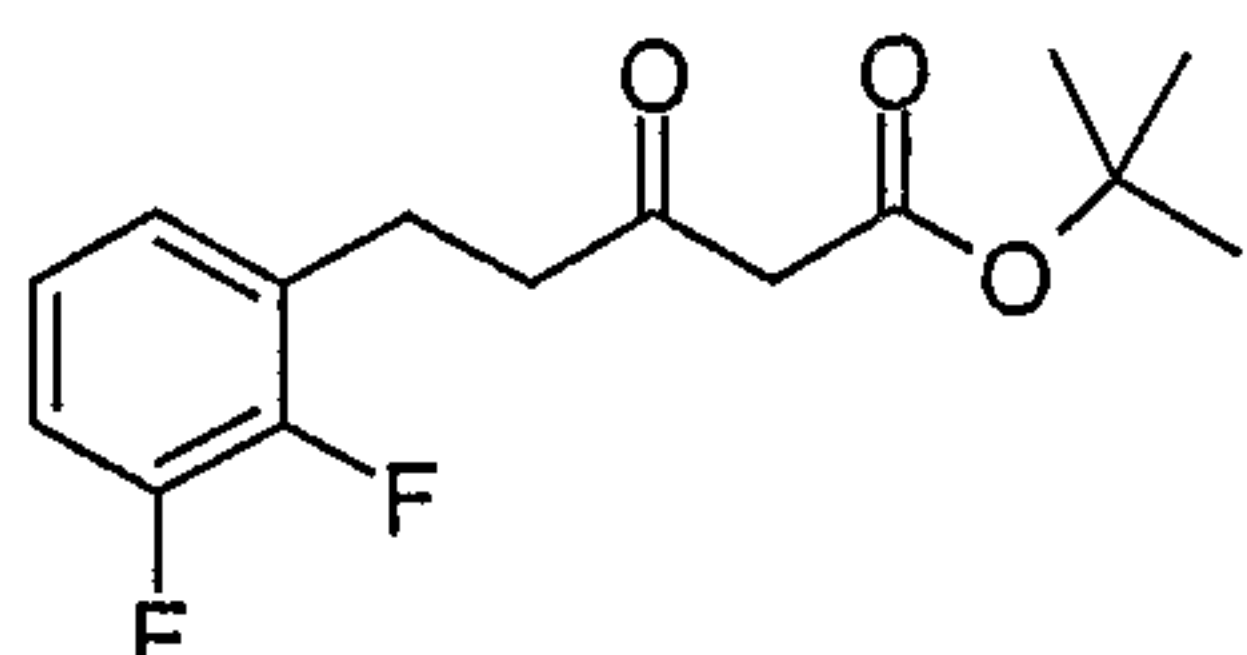
The following intermediates were prepared by the method of Intermediate B50:

No.	Precursor	Structure	Name
B51	Int. B40		ethyl (5-ethyl-2,6-dioxo-6H-[1,3]oxazin-3-yl)acetate

B52	Int. B41		ethyl (4,5-dimethyl-2,6-dioxo-6H-[1,3]oxazin-3-yl) acetate
B53	Int. B37		ethyl 7-fluoro-2,4-dioxo-4H-benzo[d][1,3]oxazin-1-yl) acetate
B54	Int. B30		ethyl (6-methyl-2,4-dioxo-4H-thieno[3,2-d][1,3]oxazin-1-yl) acetate
B55	Int. B33		ethyl (2,4-dioxo-4H-thieno[3,4-d][1,3]oxazin-1-yl) acetate
B56	Int. B31		ethyl (2,4-dioxo-4H-thieno[3,2-d]-[1,3]oxazin-1-yl) acetate
B57	Int. B32		ethyl (2,4-dioxo-4H-thieno[2,3-d]-[1,3]oxazin-1-yl) acetate
B58	Int. B34		ethyl (6-methyl-2,4-dioxo-4H-thiazolo[4,5-d][1,3]oxazin-1-yl) acetate
B59	Int. B35		ethyl (2-methyl-4,6-dioxo-2,4-dihydropyrazolo[3,4-d][1,3]oxazin-7-yl) acetate
B60	Int. B36		ethyl (2-(4-methoxybenzyl)-4,6-dioxo-2,4-dihydropyrazolo[3,4-d][1,3]oxazin-7-yl) - acetate

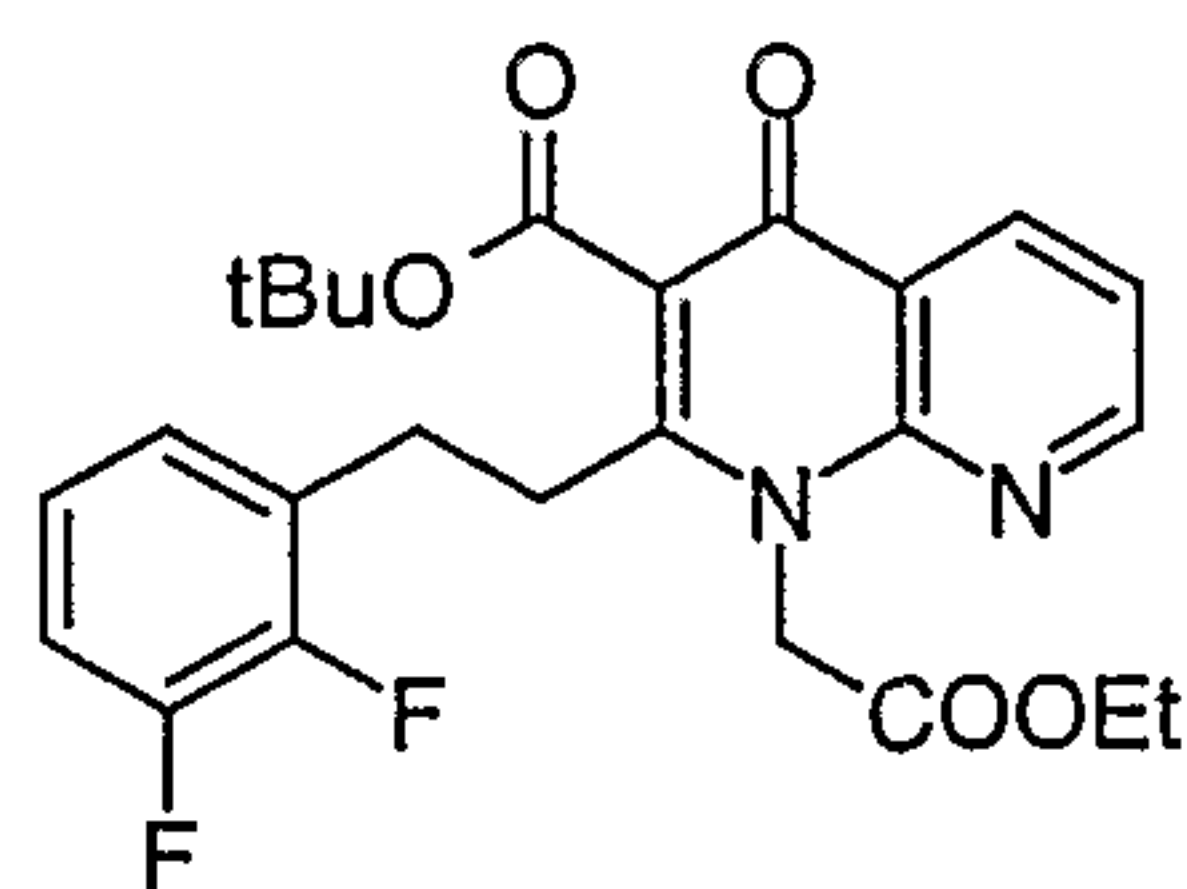
B61	Int. B45		ethyl (2,4-dioxo-1,5,6,7-tetrahydro-cyclopenta[d][1,3]oxazin-3-yl) acetate
B62	Int. B46		ethyl (2,4-dioxo-5,6,7,8-tetrahydro-1H-benzo[d][1,3]oxazin-3-yl) acetate

Intermediate B70 — 5-(2,3-difluorophenyl)-3-oxopentanoic acid *tert*-butyl ester



To an ice cooled stirring suspension of sodium hydride (1.96g, 49.1 mmol, 60% dispersion in oil) in dry tetrahydrofuran (100ml) was added dropwise under an argon atmosphere *tert*-butylacetoacetate (7.4ml, 44.6 mmol). After a further 15min, *n*-butyllithium (18.7ml, 46.8 mmol, 2.5M in hexanes) was added dropwise maintaining the reaction temperature below 10°C. 2,3-Difluorobenzyl bromide (11.08g, 53.5 mmol) was added dropwise 20min later, then the mixture allowed to warm to ambient temperature. After a further 15min the reaction mixture was poured onto a mixture of water (150ml) and glacial acetic acid (10ml), extracted 3 times with ethyl acetate and the combined extracts washed with saturated sodium hydrogen carbonate then brine, dried (MgSO₄) and evaporated to a yellow oil. Chromatography (fine silica, ethyl acetate-light petrol) gave the title compound as a yellow oil, yield 9.05g (71%). ¹H NMR (CDCl₃) δ 1.45 (9H, s), 2.84-2.91 (2H, m), 2.95-3.00 (2H, m), 3.35 (2H, s), 6.92-7.04 (3H, m).

Intermediate B71 — (3-*tert*-butoxycarbonylmethyl-2-[2-(2,3-difluorophenyl)ethyl]-4-oxo-4*H*-[1,8]naphthyridin-1-yl)acetic acid ethyl ester



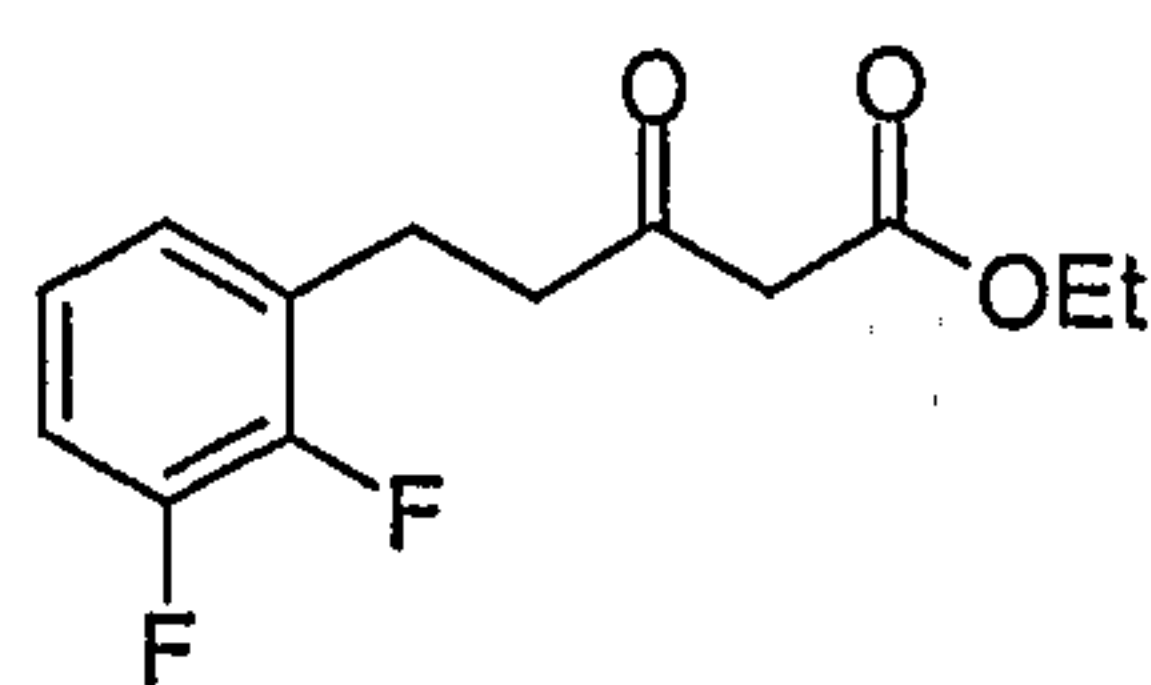
To a stirring suspension of sodium hydride (0.562g, 14.06 mmol, 60% dispersion in oil) in dry DMF (50ml) was added dropwise 5-(2,3-difluorophenyl)-3-oxopentanoic acid *tert*-butyl ester (Int. B70) (3.63g, 12.78 mmol). After 10min, (2,4-dioxo-4*H*-pyrido[2,3-*d*][1,3]oxazin-1-yl)acetic acid ethyl ester (Int. B50) (3.21g, 12.78 mmol) was added and the mixture stirred for 16h. The solvent was evaporated and the residue treated with saturated aq. ammonium chloride and extracted 3 times with ethyl acetate. The combined extracts were washed with brine, dried (MgSO₄) and concentrated. Chromatography (fine silica, ethyl acetate-light petrol) gave the title compound as a light brown solid, yield 1.88g (31%). ¹H NMR (d₆-DMSO) δ 1.31 (3H, t), 1.63 (9H, s), 2.95-3.03 (2H, m), 3.08-3.13 (2H, m), 4.27 (2H, q), 5.31 (2H, s), 7.01-7.11 (3H, m), 7.35-7.38 (1H, m), 8.67-8.71 (2H, m).

The title compound was also made by the following method:

To an ice-cooled solution of intermediate B50 (55.9g, 1 equiv) and intermediate B70 (63.5 g, 1 equiv) in dichloromethane (700 ml) was added dropwise under argon over 45 min 1,8-diazabicyclo[5.4.0]undec-7-ene (40 ml, 1.2 equiv). After 1h the ice bath was removed and after a further 2.5h the mixture was washed with saturated aqueous ammonium chloride, dried (Na₂SO₄) and evaporated. The crude product was chromatographed (fine silica, ethyl acetate-dichloromethane) then triturated with light petrol to give the title compound (80.27g).

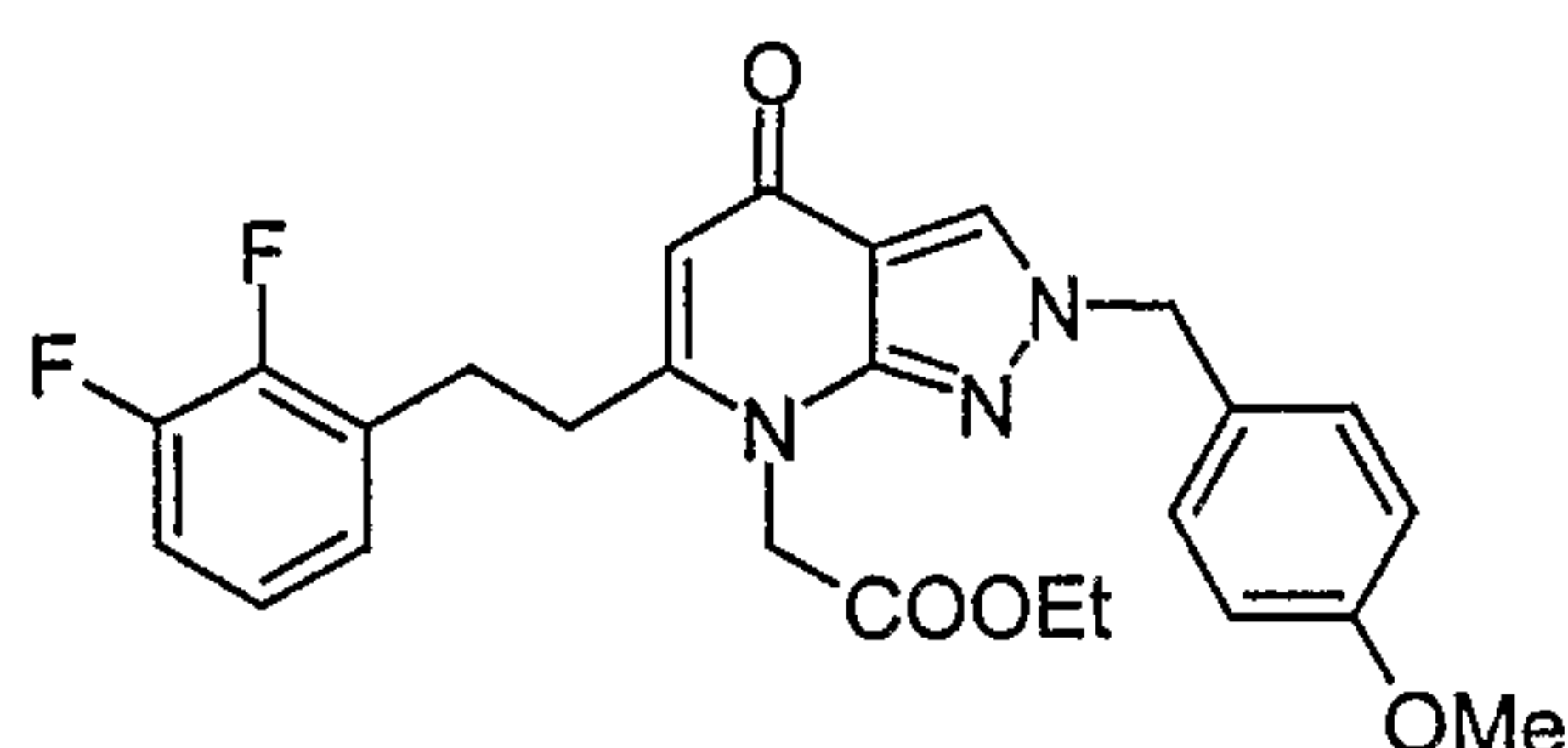
The following intermediates were prepared by the method of Intermediate B71:

No.	Precursor	Structure	Name
B72	Int. B51		2-[2-(2,3-difluorophenyl)ethyl]-3- <i>tert</i> -butoxycarbonyl-5-ethyl-4-oxo-4 <i>H</i> -pyridin-1-yl]acetic acid, ethyl ester
B73	Int. B52		2-[2-(2,3-difluorophenyl)ethyl]-3- <i>tert</i> -butoxycarbonyl-5,6-dimethyl-4-oxo-4 <i>H</i> -pyridin-1-yl]acetic acid, ethyl ester
B74	Int. B54		5-[2-(2,3-difluorophenyl)ethyl]-6- <i>tert</i> -butoxycarbonyl-2-methyl-7-oxo-7 <i>H</i> -thieno[3,2- <i>b</i>]pyridin-4-yl]acetic acid, ethyl ester
B75	Int. B55		2-[2-(2,3-difluorophenyl)ethyl]-3- <i>tert</i> -butoxycarbonyl-4-oxo-4 <i>H</i> -thieno[3,4- <i>b</i>]pyridin-1-yl]acetic acid, ethyl ester
B76	Int. B58		2-[5-(2,3-difluorophenyl)ethyl]-6- <i>tert</i> -butoxycarbonyl-2-methyl-7-oxo-7 <i>H</i> -thiazolo[4,5- <i>b</i>]pyridin-4-yl]acetic acid, ethyl ester
B77	Int. B59		2-[6-(2,3-difluorophenyl)ethyl]-5- <i>tert</i> -butoxycarbonyl-2-methyl-4-oxo-4 <i>H</i> -pyrazolo[3,4- <i>b</i>]pyridin-7-yl]acetic acid, ethyl ester
B78	Int. B61		2-[2-(2,3-difluorophenyl)ethyl]-3- <i>tert</i> -butoxycarbonyl-4-oxo-5,6-trimethylenepyridin-1-yl]acetic acid, ethyl ester
B79	Int. B62		2-[2-(2,3-difluorophenyl)ethyl]-3- <i>tert</i> -butoxycarbonyl-4-oxo-5,6-tetramethylenepyridin-1-yl]acetic acid, ethyl ester

Intermediate B80 — 5-(2,3-difluorophenyl)-3-oxopentanoic acid ethyl ester

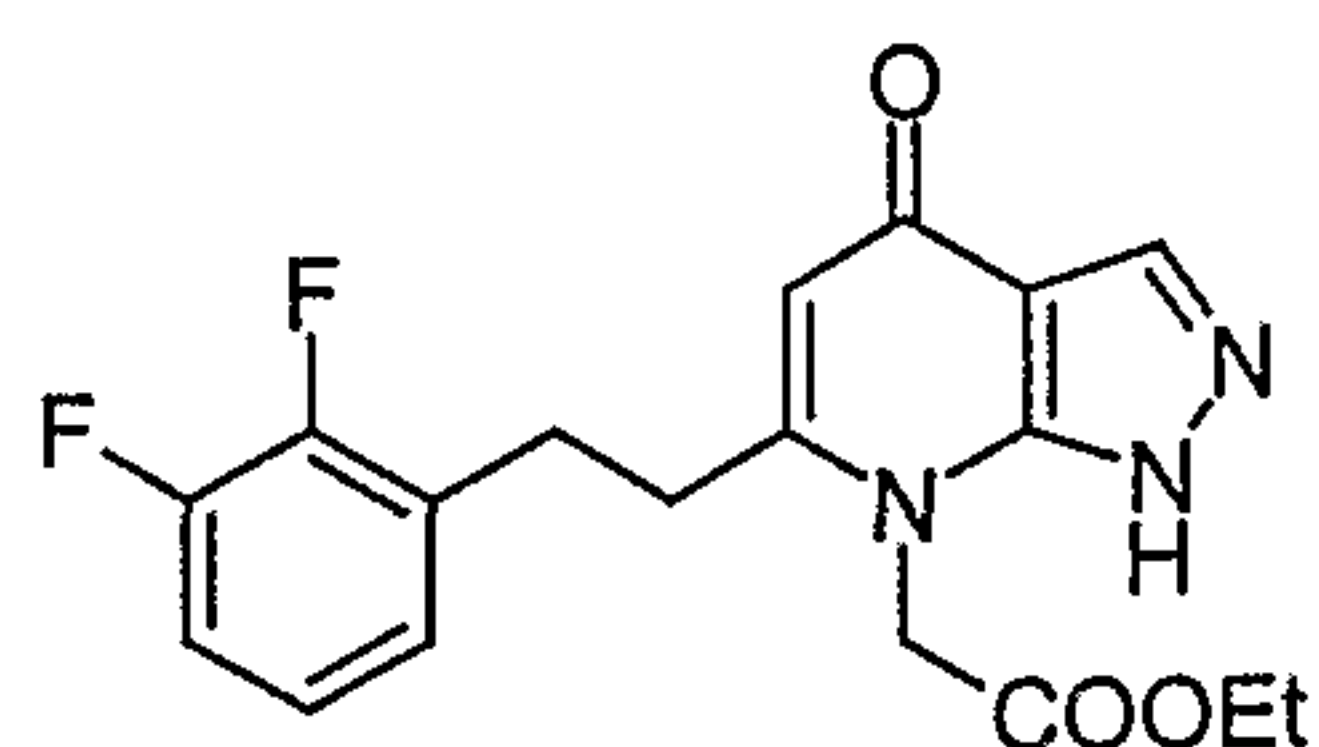
Prepared from ethyl acetoacetate by the method of Int. B70. ^1H NMR (CDCl_3) δ 1.27 (3H, t), 2.86-3.02 (4H, m), 3.43 (2H, s), 4.18 (2H, q), 6.92-7.07 (3H, m).

5 **Intermediate B91 — Ethyl 2-[6-(2-(2,3-difluorophenyl)ethyl)-2-(4-methoxybenzyl)-4-oxo-2,4-dihydropyrazolo[3,4-b]pyridin-7-yl]acetate**

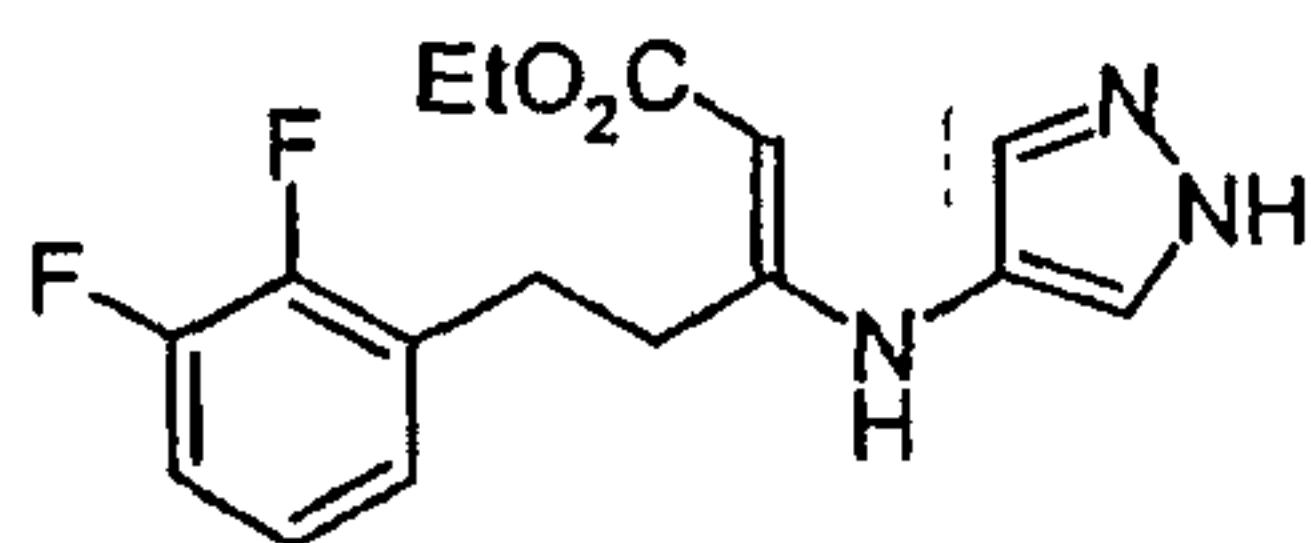


To sodium hydride (0.315g) in dry DMF (8ml) at 0°C under argon was added a solution of intermediate B70 (2.23g) in dry DMF (8ml) dropwise. After stirring at 0°C for 30min, a solution of intermediate B60 (2.82g) in dry DMF was added and the mixture allowed to warm to room temperature. After 4h at room temperature, the mixture was poured into saturated ammonium chloride solution and extracted with ethyl acetate. The combined extracts were dried over MgSO_4 and evaporated under reduced pressure to give an oil that was chromatographed on silica gel. This gave a yellow oil (2.3g). A portion of this material (0.50g) in TFA (5ml) was stirred at room temperature for 4h, then evaporated to dryness. A portion of the residue was added to diphenyl ether (5ml), heated to reflux for 40min, then cooled and poured into hexane. The precipitate was filtered off and washed with hexane to obtain the title compound. ^1H -NMR (CDCl_3) δ 1.27 (3H, t), 2.81 (2H, m), 3.01 (2H, m), 3.81 (3H, s), 4.25 (2H, q), 4.93 (2H, s), 5.27 (2H, s), 5.96 (1H, s), 6.88-7.10 (5H, m), 7.23 (2H, d), 7.88 (1H, s).

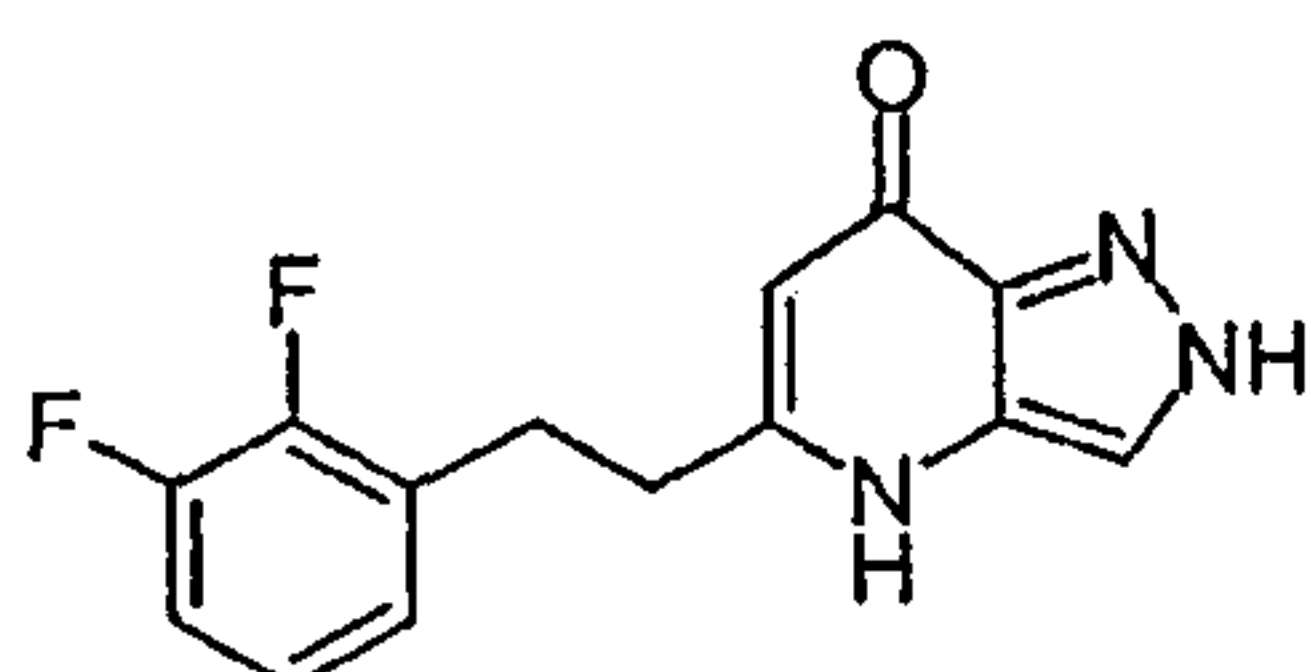
20 **Intermediate B92 — Ethyl 2-[6-(2-(2,3-difluorophenyl)ethyl)-4-oxo-2,4-dihydropyrazolo[3,4-b]pyridin-7-yl]acetate**



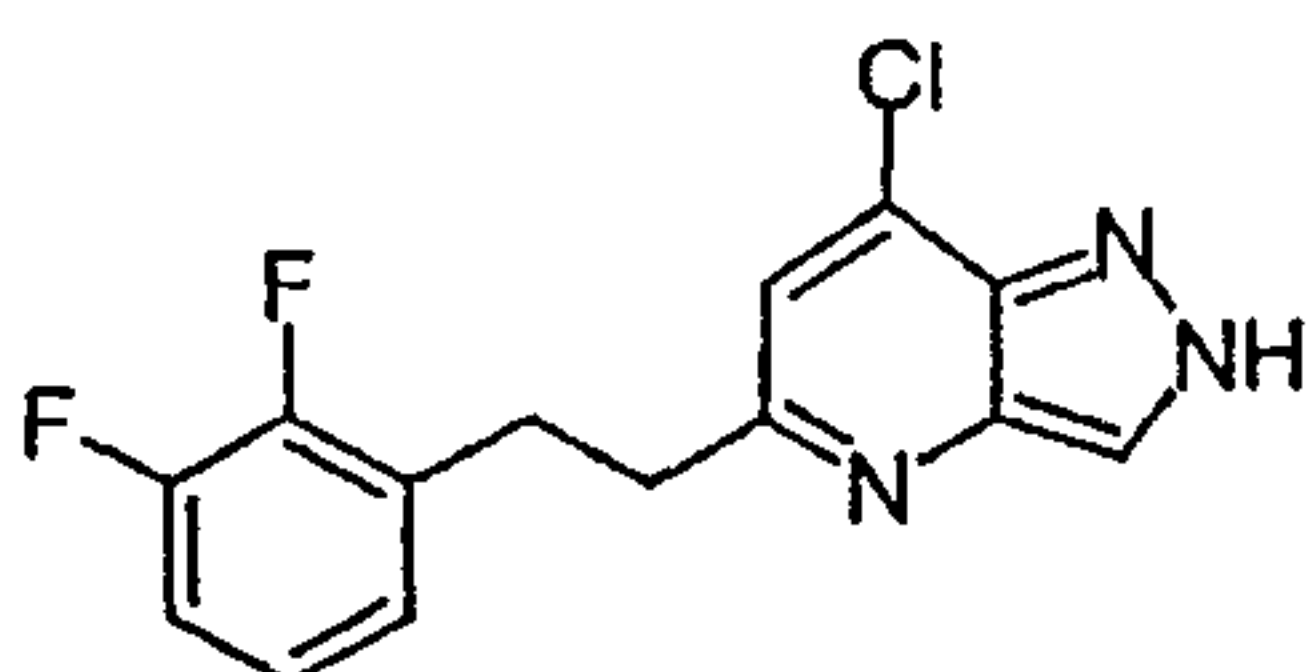
A mixture of Int. B91 (0.48g) and TFA (50ml) was heated at reflux for 17h, then the TFA was removed in vacuo. The residue was extracted with dichloromethane, and the combined extracts were chromatographed (silica, 10% methanol in dichloromethane) to obtain the title compound as a dark solid (0.23g, 64%). ^1H -NMR (CDCl_3) δ 1.27 (3H, t), 2.85 (2H, m), 3.02 (2H, m), 4.25 (2H, q), 4.97 (2H, s), 6.01 (1H, s), 6.95-7.09 (3H, m), 8.24 (1H, s).

Intermediate B93 — 5-(2-(2,3-Difluorophenyl)ethyl)-3-(pyrazol-4-ylamino)pent-2-enoic acid ethyl ester

4-Nitropyrazole (3.55g, 1 equiv) in ethanol (150ml) was hydrogenated over 10% palladium on charcoal, then the catalyst was filtered off, Int. B80 (8.0g, 1 equiv) was added and the solvent was removed in vacuo. Concentrated hydrochloric acid (0.5ml) was added, and the mixture was heated to 100°C under argon for 2h. Ethyl acetate was added and the solution was washed with aq. sodium bicarbonate, dried and evaporated. Chromatography (silica, dichloromethane/ethyl acetate) yielded the title compound as a pale solid (5.7g, 56%). ¹H-NMR (CDCl₃) δ 1.29 (3H, t), 2.48 (2H, t), 2.80 (2H, t), 4.15 (2H, q), 4.74 (1H, s), 6.78 (1H, m), 6.95 (2H, m), 7.46 (2H, s), 9.75 (1H, s), 11.1 (1H, br s).

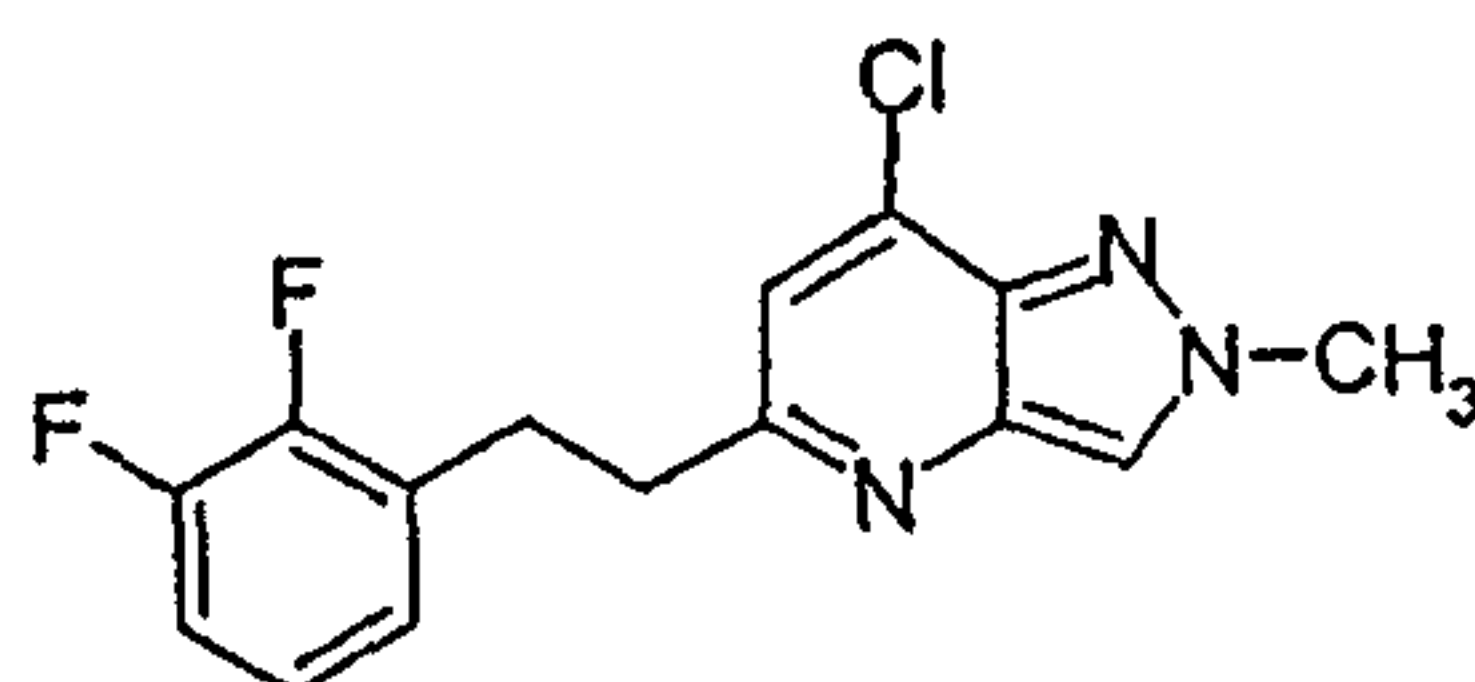
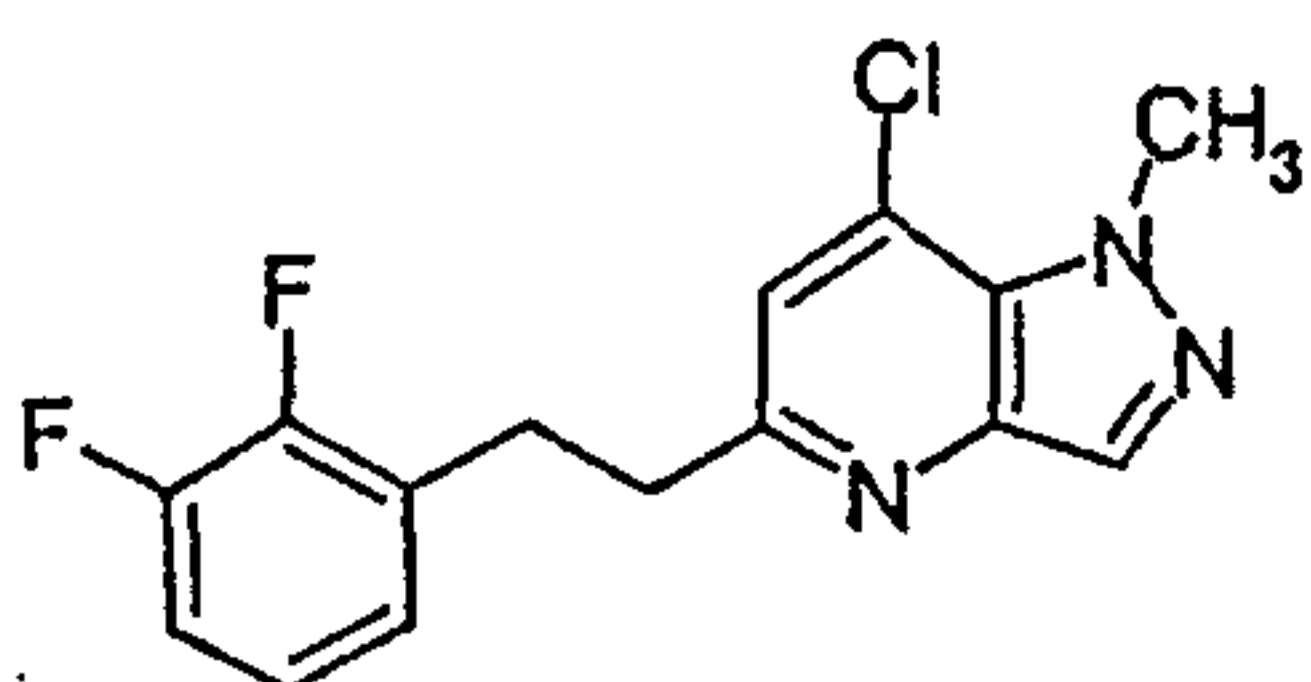
Intermediate B94 — 5-(2-(2,3-Difluorophenyl)ethyl)-2,4-dihydropyrazolo[4,3-b]pyridin-7-one

Intermediate B93 (6.7g) was added portionwise to refluxing DOWTHERM™ (100ml) and heating was continued for 1h. After cooling, the mixture was poured into hexane and the precipitate was filtered off, washed with hexane and dried; yield 4.5g (78%). ¹H-NMR (d₆-DMSO) δ 2.89 (2H, m), 3.06 (2H, m), 5.81 (1H, s), 7.07-7.36 (3H, m), 7.76 (1H, s), 11.7 (1H, br s), 13.6 (1H, br s).

Intermediate B95 — 7-Chloro-5-(2-(2,3-difluorophenyl)ethyl)-2,4-dihydropyrazolo[4,3-b]pyridine

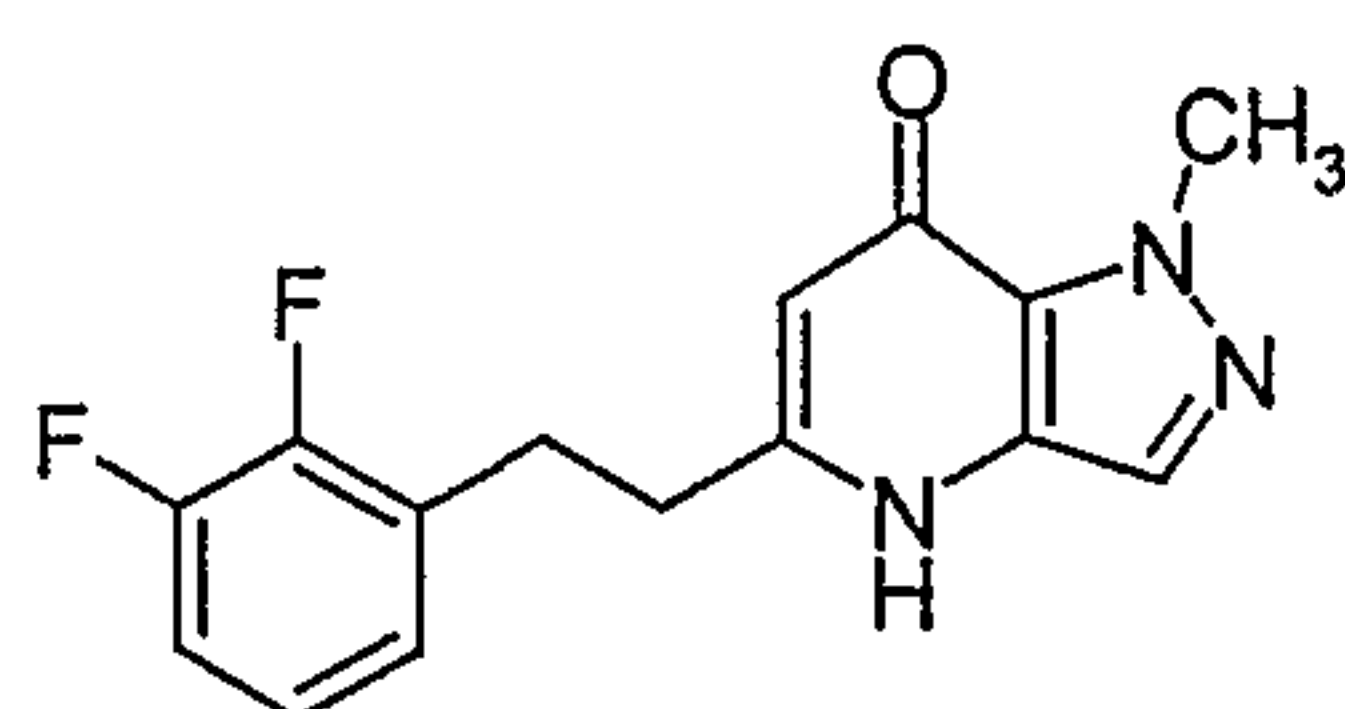
A mixture of Intermediate B94 (4.5g) and phosphorus oxychloride (90ml) was heated at reflux for 2h, then excess phosphorus oxychloride was removed in vacuo and the residue was poured into water and basified with sodium bicarbonate. The product was extracted into ethyl acetate and the extracts dried and evaporated to obtain the title compound (4.6g, 96%). ¹H-NMR (CDCl₃) δ 3.22 (4H, m), 6.89-7.06 (3H, m), 7.21 (1H, s), 8.34 (1H, s), 11.0 (1H, br s).

Intermediates B96 and B97 — 5-(2-(2,3-difluorophenyl)ethyl)-1-methyl-2,4-dihydropyrazolo[4,3-b]pyridin-7-one and 5-(2-(2,3-difluorophenyl)ethyl)-2-methyl-2,4-dihydropyrazolo[4,3-b]pyridin-7-one



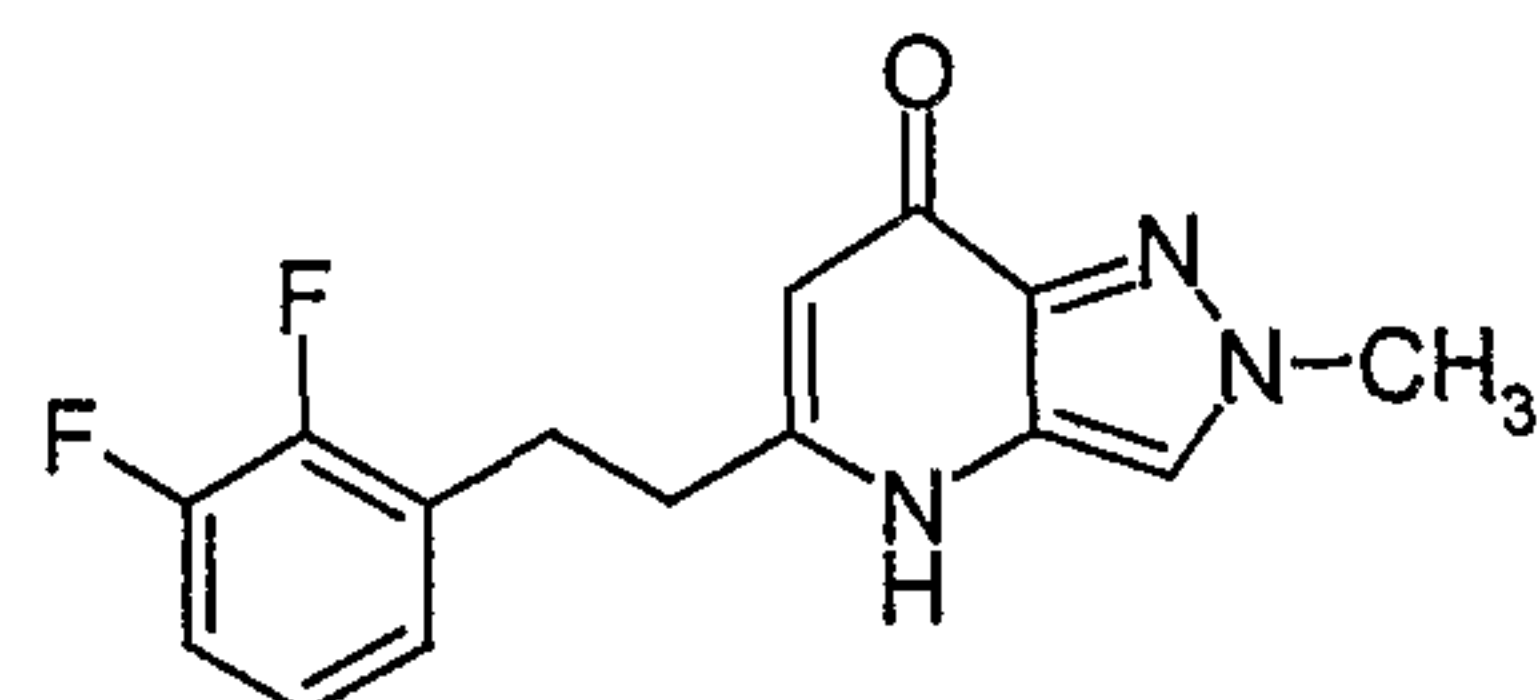
A mixture of Intermediate B95 (4.3g, 1 equiv), sodium hydroxide (1.5g, 2.5 equiv) and 90% aq. ethanol (15ml) was heated to reflux and a solution of iodomethane (1.82ml, 2 equiv) in diethyl ether (15ml) was added dropwise (CARE). After 3h at reflux a further 2 equivalents of iodomethane was added, and heating was continued for 2h. The solvent was removed in vacuo, the residue was dissolved in ethyl acetate, and the solution washed with water, dried and evaporated to obtain a crude mixture of products in a ratio of ca. 3:2. These were separated by chromatography (silica, dichloromethane-ethyl acetate). Early fractions gave the 1-methyl isomer (Int. B96, 2.1g); $^1\text{H-NMR}$ (CDCl_3) δ 3.17 (4H, m), 4.36 (3H, s), 6.90-7.04 (3H, m), 7.12 (1H, s), 8.15 (1H, s). Later fractions gave the 2-methyl isomer (Int. B97, 1.2g); $^1\text{H-NMR}$ (CDCl_3) δ 3.16 (4H, m), 4.29 (3H, s), 6.90-7.04 (3H, m), 7.15 (1H, s), 8.14 (1H, s). The identity of the two isomers was confirmed by NOE experiments.

Intermediate B98 — 5-(2-(2,3-Difluorophenyl)ethyl)-1-methyl-2,4-dihydropyrazolo[4,3-b]pyridin-7-one



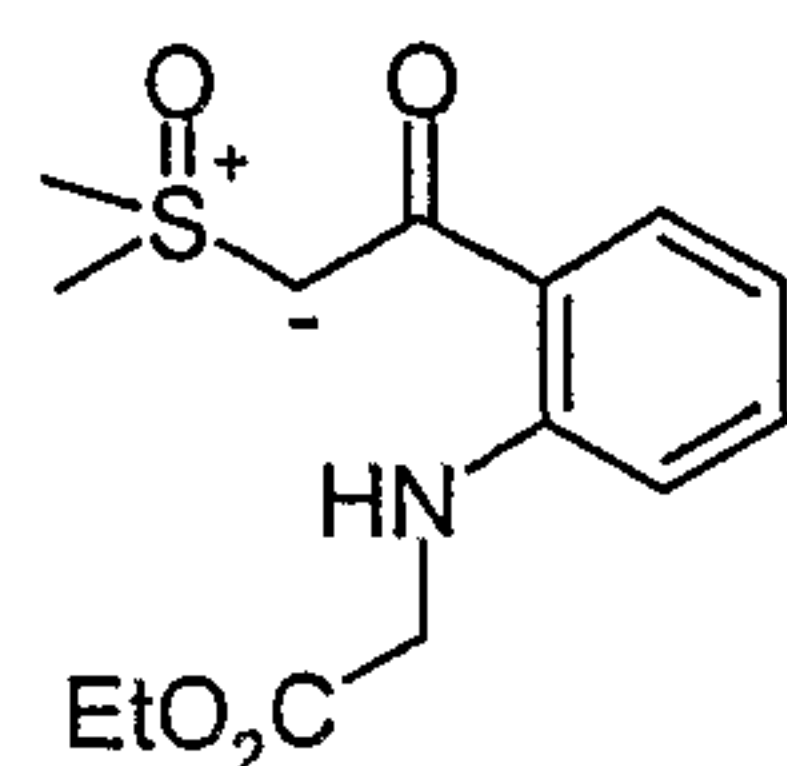
A mixture of Int. B96 (2.1g), 2M hydrochloric acid (10ml) and dioxan (3ml) was heated at reflux for 4 days, then extracted with dichloromethane/methanol. Drying and evaporation of the extracts gave the title compound (1.7g). $^1\text{H-NMR}$ (d_6 -DMSO) δ 2.98-3.14 (4H, m), 4.22 (3H, s), 6.22 (1H, s), 7.12-7.33 (3H, m), 7.89 (1H, s), 13 (1H, v br s); MS (APCI+) found $(M+1) = 290$; $\text{C}_{15}\text{H}_{13}\text{F}_3\text{N}_2\text{O}$ requires 289.

Intermediate B99 — 5-(2-(2,3-Difluorophenyl)ethyl)-2-methyl-2,4-dihydropyrazolo[4,3-b]pyridin-7-one



Hydrolysis of Int. B97 was carried out by the method of Int. B98. $^1\text{H-NMR}$ (d_6 -DMSO) δ 2.82 (2H, m), 3.03 (2H, m), 4.02 (3H, s), 5.66 (1H, s), 7.10 (2H, m), 7.25 (1H, m), 8.00 (1H, s), 11.5 (1H, v br s); MS (APCI+) found $(M+1) = 290$; $\text{C}_{15}\text{H}_{13}\text{F}_3\text{N}_2\text{O}$ requires 289.

Intermediate B100 — Dimethyloxosulphonium-2-(ethoxycarbonylmethylamino)benzoylmethylide



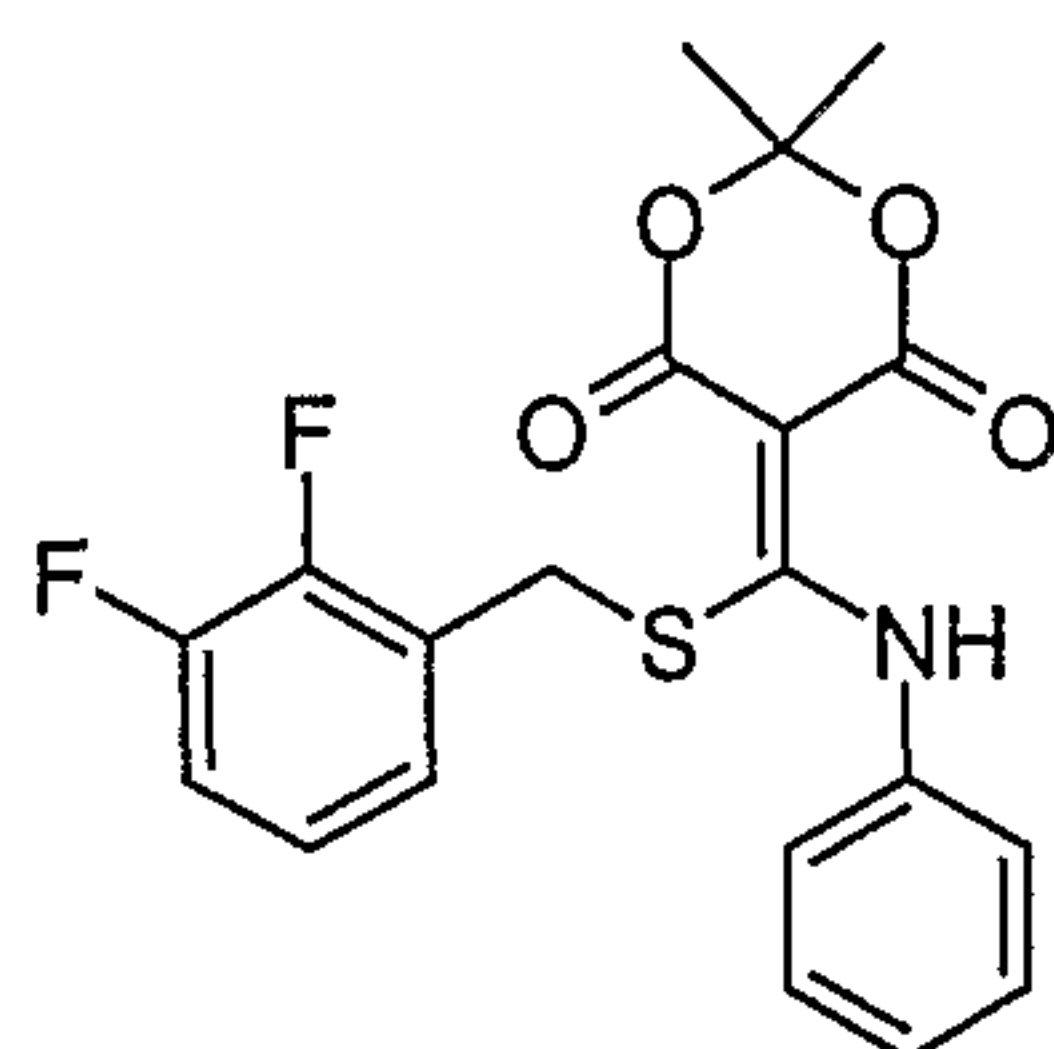
To a solution of trimethylsulphoxonium iodide (99g, 0.45mol) in DMSO (1L) at 5°C was added sodium hydride (19.4g, 0.485mol, 60% in oil) over 0.5h and the solution stirred for a further 0.5h until the reaction subsided. Ethyl 2-(2,4-dioxo-4H-benzo[d][1,3]oxazin-1-yl)acetate (110g, 0.44mol) was then added to the solution over 0.33h and stirred for a further 3h after which time the reaction mixture was heated at 50°C for 1.5h. After cooling to ambient the solution was poured onto ice and the precipitate

filtered off and washed with water then pentane. The solids were dried *in vacuo* at 40°C to provide the product (124.4g, 94%). ¹H-NMR (d₆-DMSO) δ 1.2 (3H, t), 3.5 (6H, s), 3.98 (2H, d), 4.15 (2H, q), 5.46 (1H, s), 6.44 (1H, d), 6.52 (1H, t), 7.17 (1H, t), 7.47 (1H, d), 8.93 (1H, br t).

The following intermediates were prepared by the method of intermediate B100

No.	Precursor	Structure	Name
B101	Int. B53		Dimethyloxosulphonium-2-(ethoxycarbonylmethylamino)-4-fluorobenzoylmethylide
B102	Int. B56		Dimethyloxosulphonium-3-(ethoxycarbonylmethylamino)thien-2-ylcarbonylmethylide
B103	Int. B57		Dimethyloxosulphonium-2-(ethoxycarbonylmethylamino)thien-3-ylcarbonylmethylide
B104	Int. B59		Dimethyloxosulphonium-3-(ethoxycarbonylmethylamino)-1-methylpyrazin-4-ylcarbonylmethylide
B105	Int. B50		Dimethyloxosulphonium-2-(ethoxycarbonylmethylamino)pyridin-3-ylcarbonylmethylide

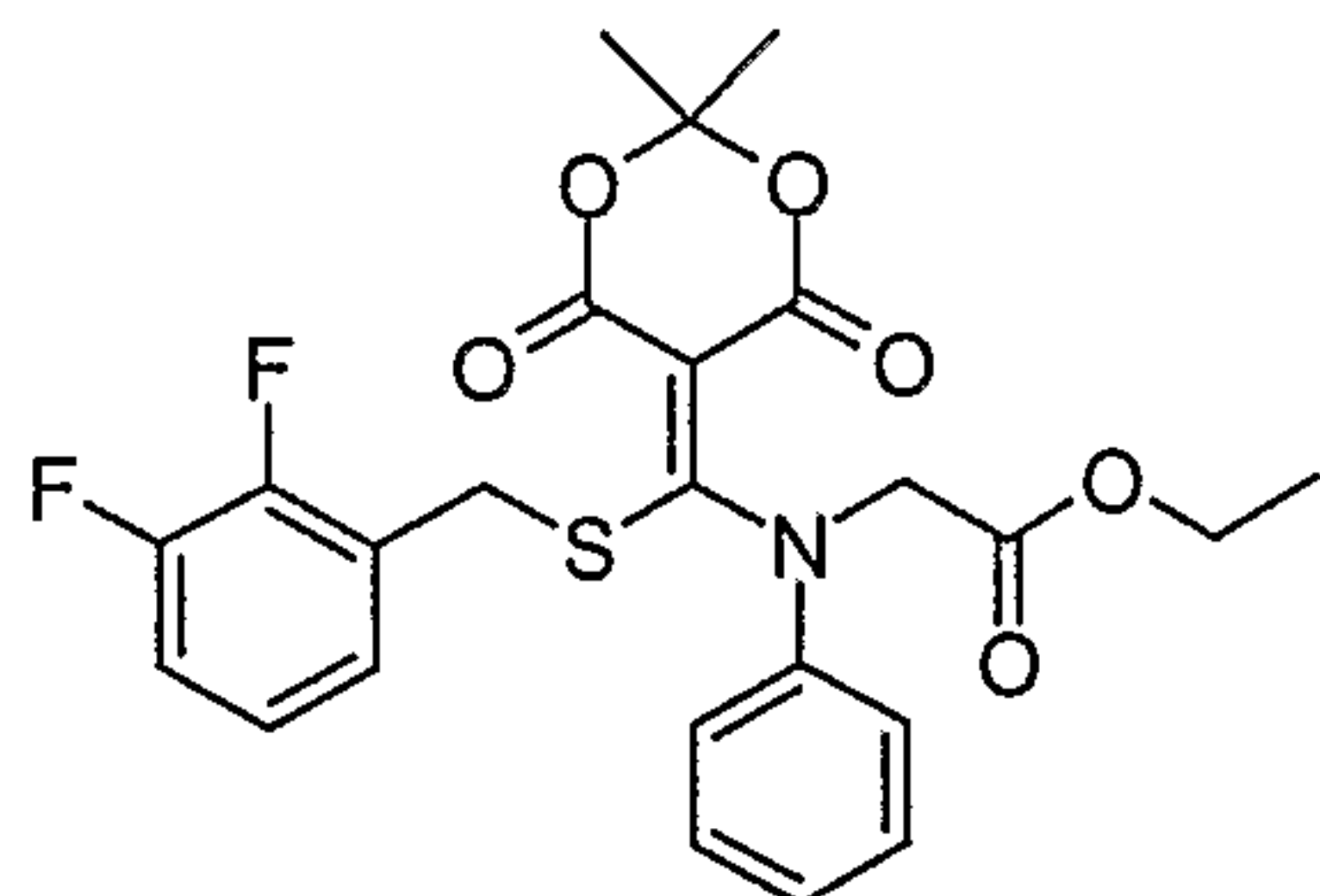
5 **Intermediate B110 — 5-(1-(2,3-Difluorobenzylthio)-1-phenylaminomethylene)-2,2-dimethyl-[1,3]dioxane-4,6-dione**



To hexane washed sodium hydride (7.45g, 60% in oil) under argon, was added N-methylpyrrolidone (NMP) (270ml) and the mixture cooled in an ice-salt bath. 2,2-Dimethyl-1,3-dioxane-4,6-dione (26.8g) was added portionwise over 20min keeping the temperature between 5-10°C. Effervescence was noted during the addition. The mixture was stirred at room temperature for 1h and phenylisothiocyanate (25.2g) added over 15min. The mixture was stirred at room temperature for 2.5h and cooled to 15°C in a cold water bath. 2,3-Difluorobenzyl bromide (38.6g) was added over 10min and stirred at room temperature overnight. The solvent was removed under reduced pressure and the residue partitioned

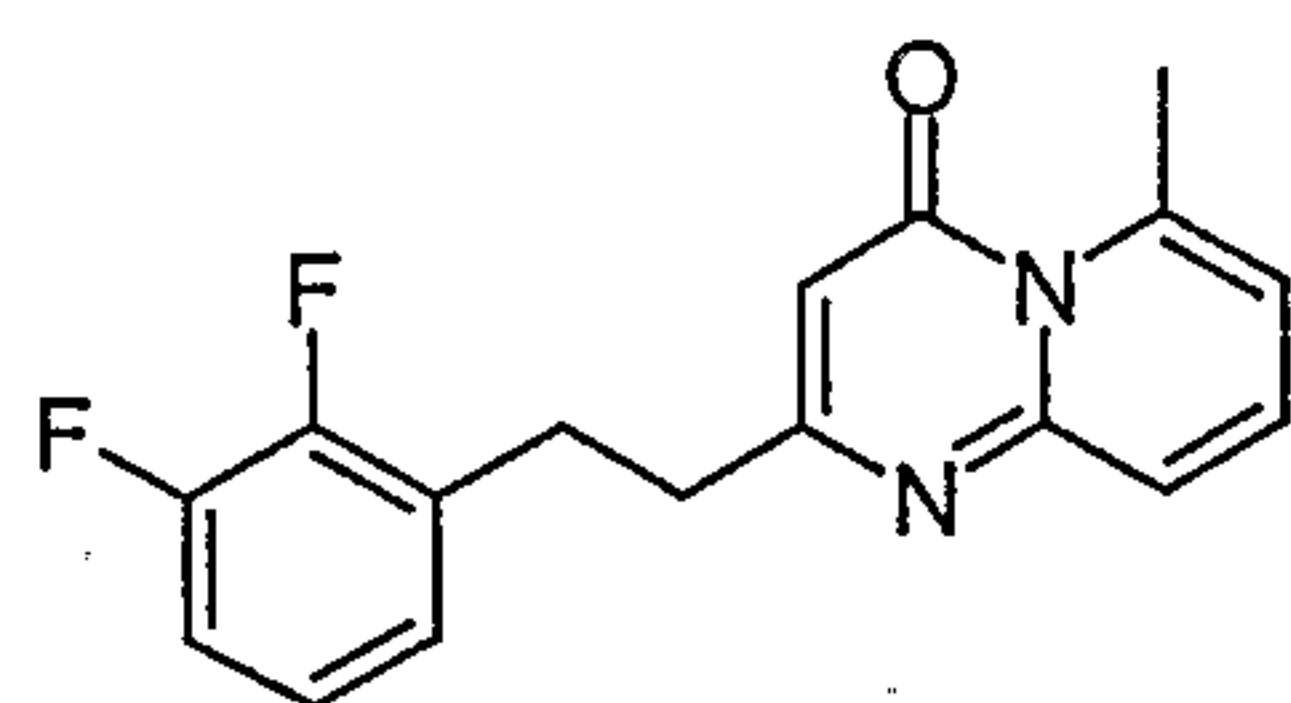
between ethyl acetate (1.2L) and water. The organic layer was washed with further water and then brine and dried over MgSO_4 . The solvent was removed under reduced pressure and the residue triturated with 40-60°C petrol and the solid collected by filtration. Crystallisation from methyl *t*.butyl ether gave the title compound as a pale yellow solid (51.4g). $^1\text{H-NMR}$ (d_6 -DMSO) δ 1.64 (6H, s), 4.16 (2H, d), 7.1-7.25 (2H, m), 7.25-7.5 (6H, m), 12.12 (1H, br s); MS (APCI-) found (M-1) = 404; $\text{C}_{20}\text{H}_{17}\text{F}_2\text{NO}_4\text{S}$ requires 405.

Intermediate B111 — Ethyl 2-(1-(2,3-difluorobenzylthio)-1-(2,2-dimethyl-4,6-dioxo-[1,3]dioxan-5-ylidene)-methyl)phenylamino)acetate

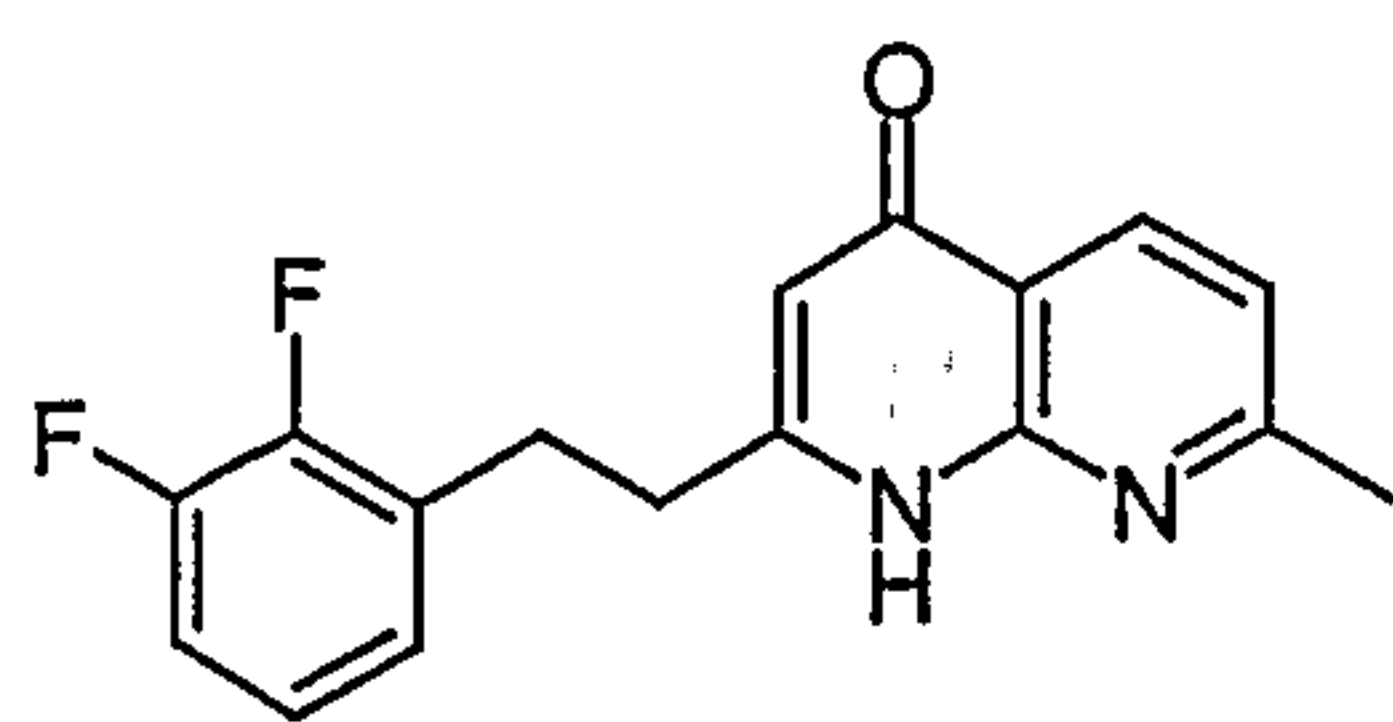


- 10 To hexane washed sodium hydride (1.0g, 60% in oil) under argon, was added NMP (30ml). A solution of 5-(1-(2,3-Difluorobenzylthio)-1-phenylaminomethylene)-2,2-dimethyl-[1,3]dioxane-4,6-dione (10.0g) (intermediate B110) in NMP (20ml) was added by syringe over 15min at room temperature and stirred for 30min. Ethyl bromoacetate (4.5g) was added and the mixture heated at 60°C for 6h. The mixture was partitioned between ethyl acetate and water and the aqueous layer extracted with further ethyl acetate.
- 15 The combined organic layers were washed with further water and brine, dried over MgSO_4 , and the solvent removed under reduced pressure. The orange oil so obtained was triturated with diethyl ether/ 40-60°C petrol to give a solid that was collected by filtration. This solid was recrystallised from methyl *t*-butyl ether to give the title compound (7.37g). $^1\text{H-NMR}$ (d_6 -DMSO) δ 1.24 (3H, t), 1.55 (6H, br s), 4.19 (2H, q), 4.37 (2H, d), 4.81 (2H, br s), 6.85-7.5 (8H, 2xm).

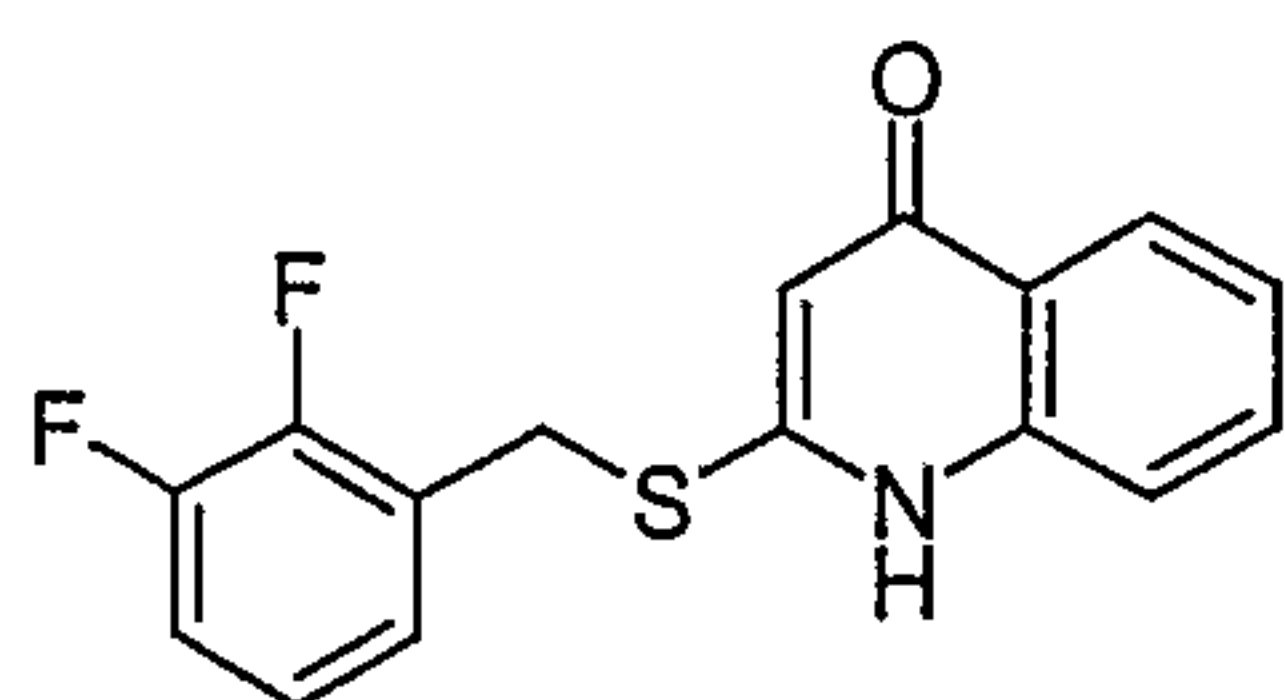
20 Intermediate B112 — 2-(2-(2,3-Difluorophenyl)ethyl)-6-methylpyrido[1,2-a]pyrimid-4-one



- A mixture of 2-amino-6-methylpyridine (0.55g, 1 equiv), Int. B80 (1.5g, 1.15 equiv) and polyphosphoric acid (3ml) was heated to 110°C for 6h, then ice/water was added and the solution adjusted to pH 7 with aq. sodium hydroxide. The precipitate was filtered off, washed with water and dried to obtain the title compound (1.3g). $^1\text{H-NMR}$ (d_6 -DMSO) δ 2.89 (2H, m), 3.04 (3H, s), 3.12 (2H, m), 6.11 (1H, s), 6.62 (1H, d), 6.95-7.04 (3H, m), 7.35-7.44 (2H, m); MS (APCI+) found (M+1) = 301; $\text{C}_{17}\text{H}_{14}\text{F}_2\text{N}_2\text{O}$ requires 300.

Intermediate B113 — 2-(2-(2,3-Difluorophenyl)ethyl)-7-methyl-1H-[1,8]naphthyridin-4-one

A mixture of Int. B112 (1.0g) and diphenyl ether (10ml) was heated to reflux for 4h, then cooled to 0°C. The resulting solid was filtered off, washed thoroughly with hexane and dried to obtain the title compound (0.67g). ¹H-NMR (d₆-DMSO) δ 2.58 (3H, s), 2.91 (2H, m), 3.09 (2H, m), 5.90 (1H, s), 6.62 (1H, d), 7.10-7.30 (4H, m), 8.26 (1H, d); MS (APCI+) found (M+1) = 301; C₁₇H₁₄F₂N₂O requires 300.

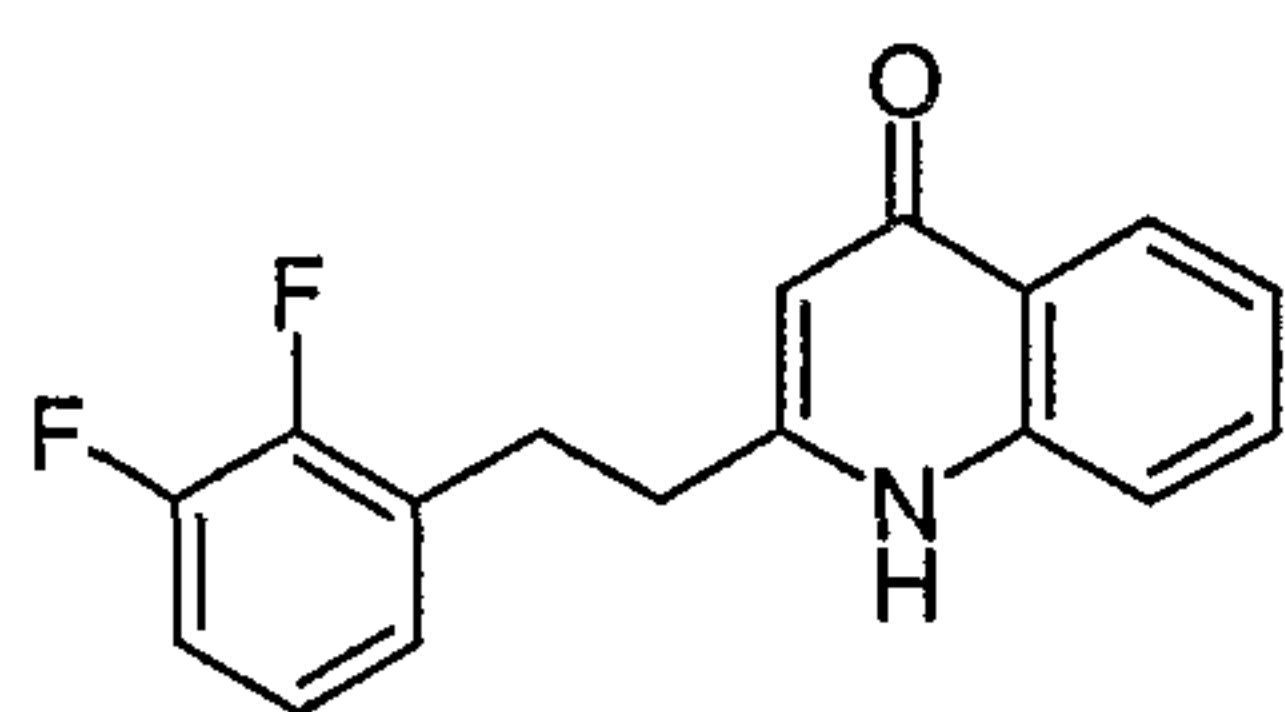
Intermediate C1 — 2-(2,3-Difluorobenzylthio)-1H-quinolin-4-one

A mixture of 4-allyloxy-2-(2,3-difluorobenzylthio)quinoline (Int. B22) (2.24g), triphenylphosphine rhodium (I) chloride (0.302g, 5 mol %) and 1,4-diazobicyclo[2,2,2]octane (0.147g, 20 mol %) in ethanol (30ml) and water (1.5ml) was heated to reflux for 4h. The solvent was removed and the residue partitioned between water and dichloromethane, the organic phase dried and evaporated.

Chromatography (silica, 4% methanol in dichloromethane) yielded the title compound as an off white solid (1.25g). ¹H-NMR (d₆-DMSO) δ 4.55 (2H, s), 6.37 (1H, br s), 7.15 (1H, m), 7.31 (3H, m), 7.65 (2H, m), 8.02 (1H, d), 11.75 (1H, br s); MS (APCI+) found (M+1) = 304; C₁₆H₁₁F₂NOS requires 303.

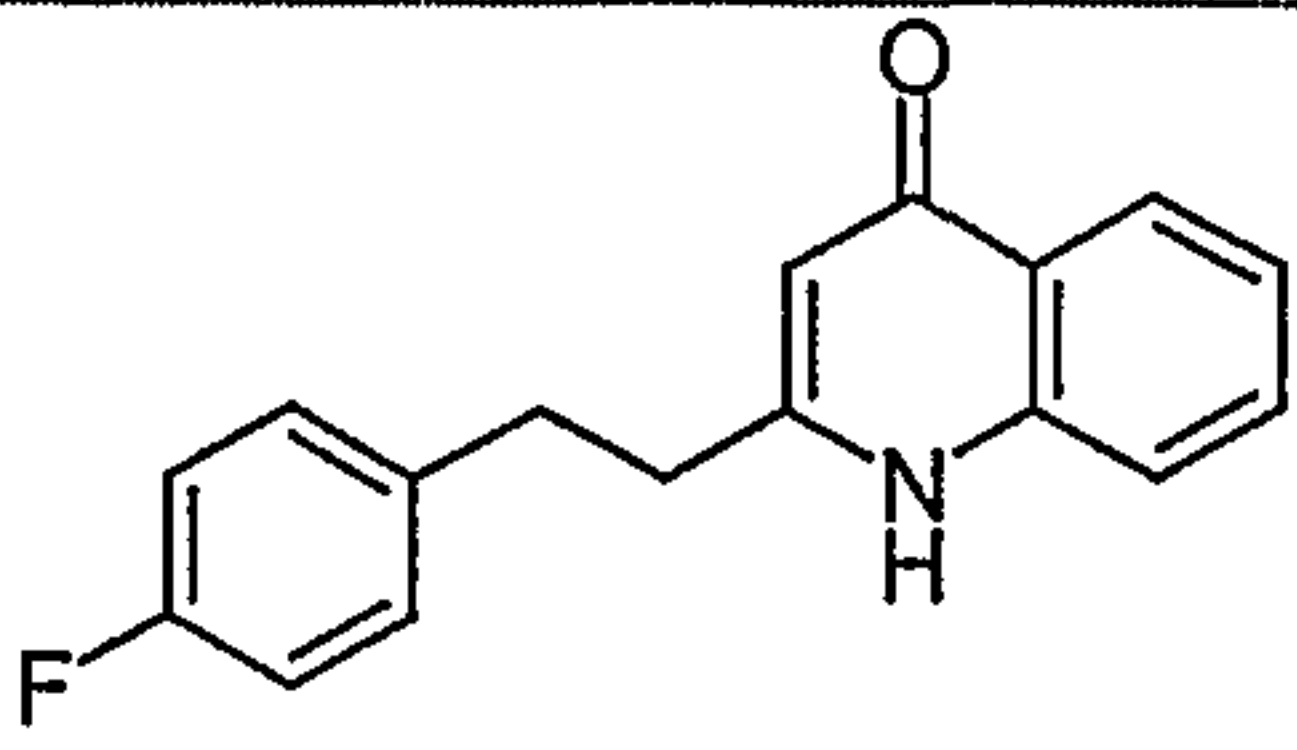
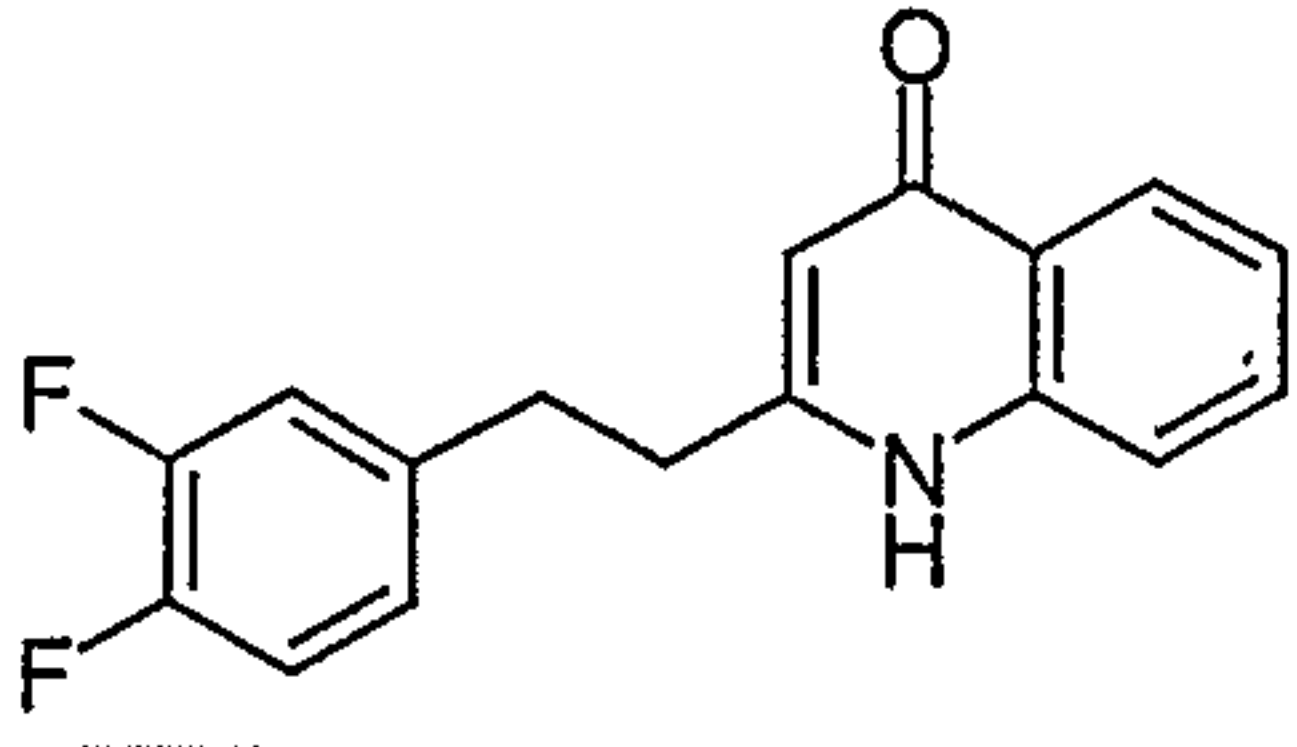
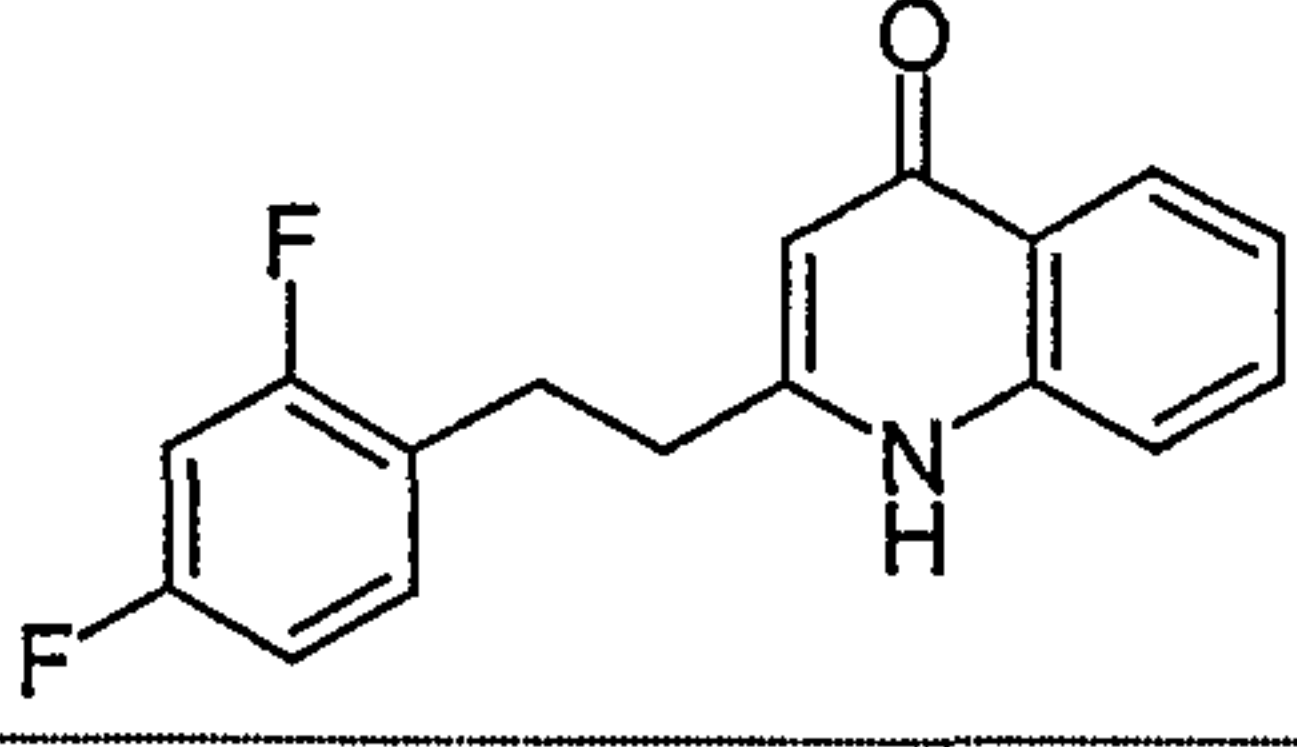
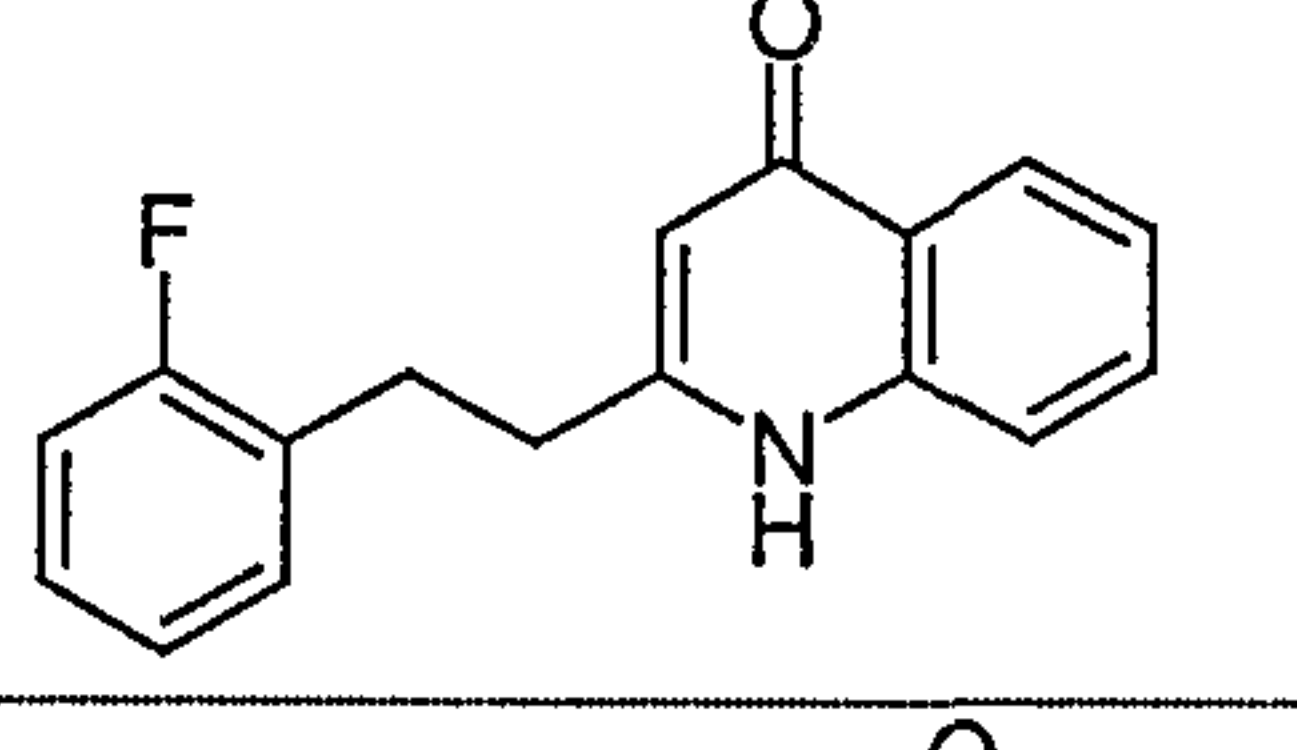
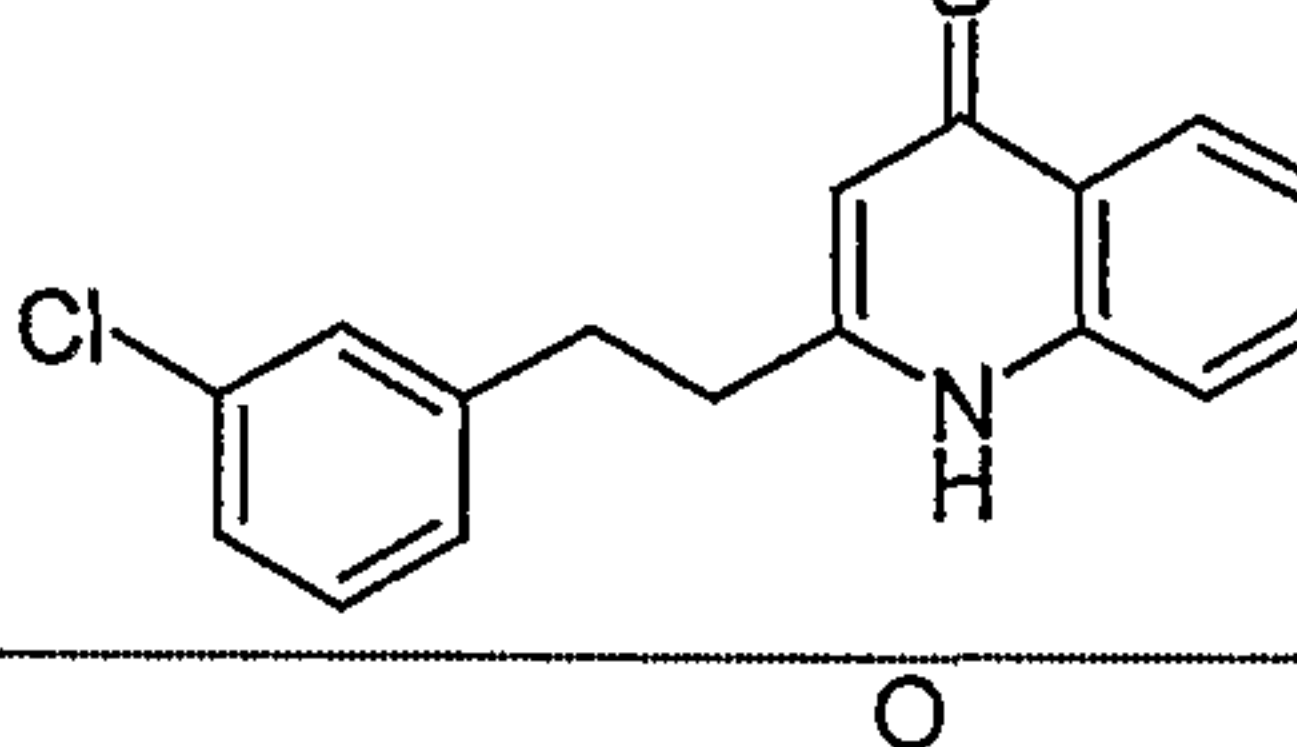
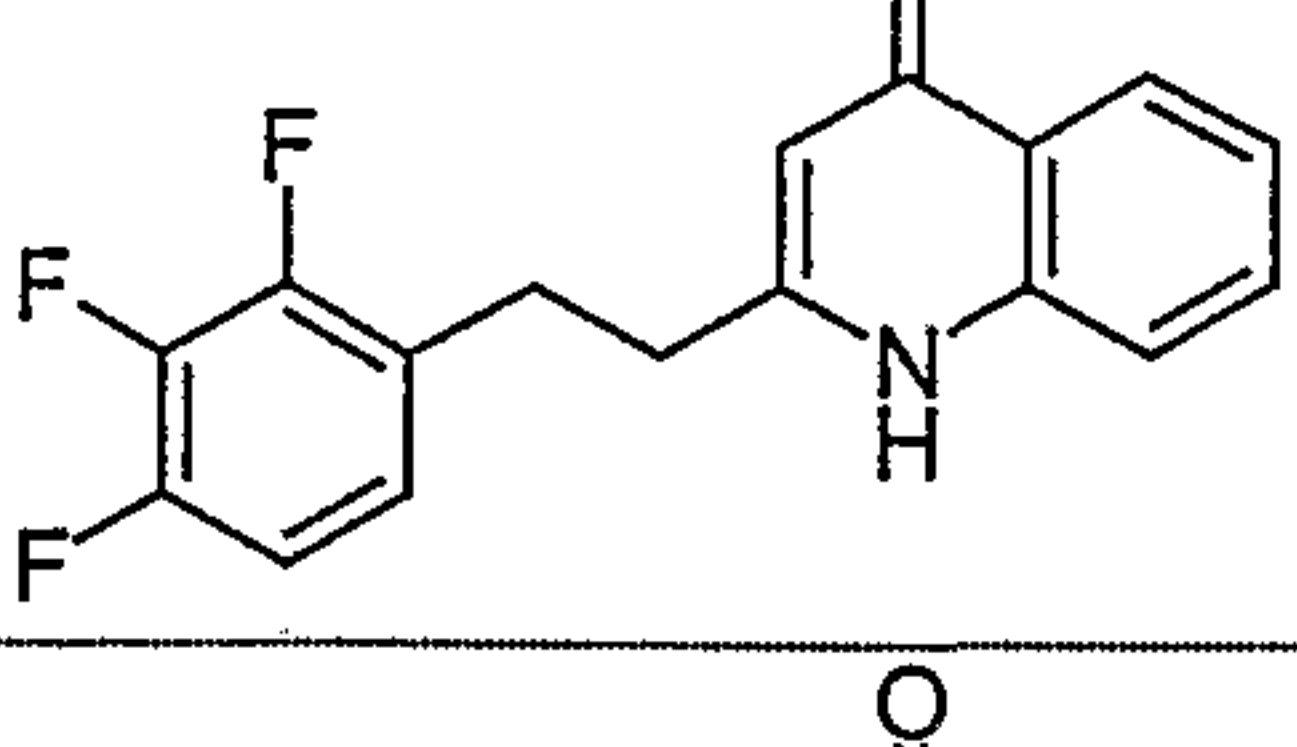
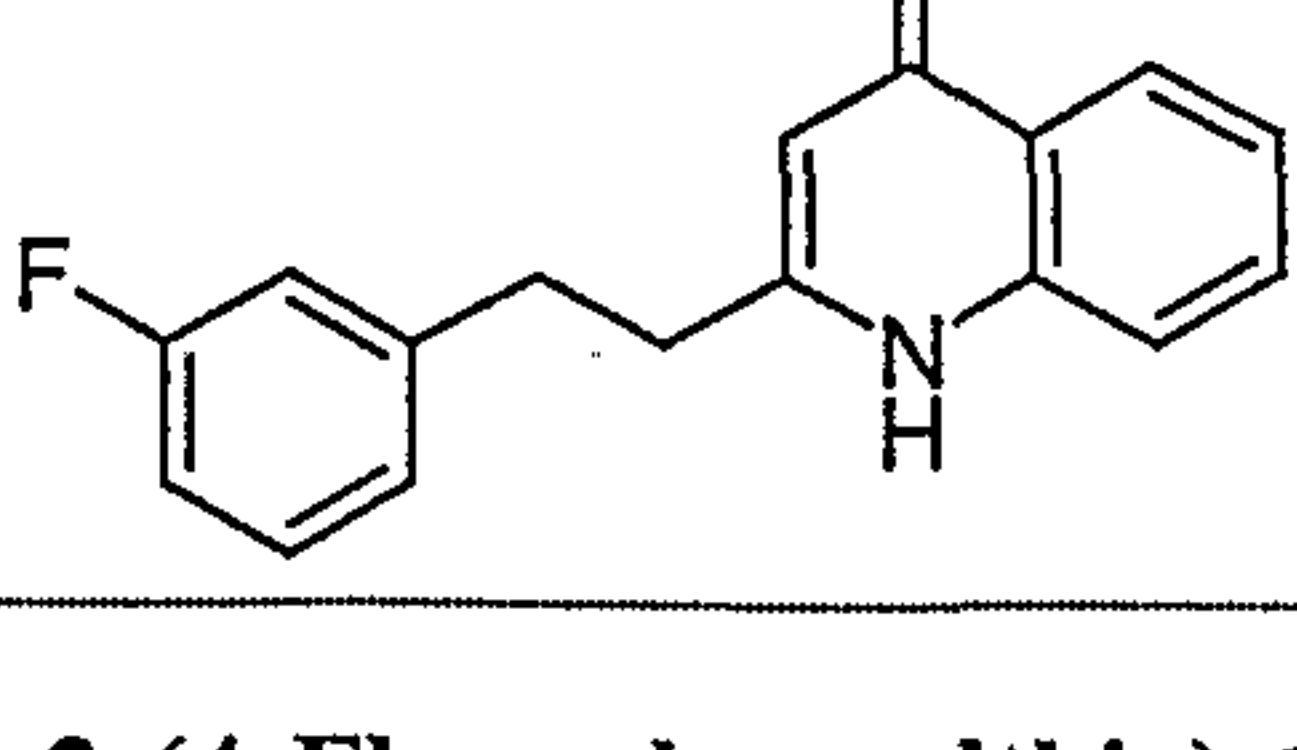
The following intermediate was prepared by the method of intermediate C1:

No.	Precursor	Structure	Name
C2	Int. B23		2-(4-Fluorobenzylthio)-1H-quinolin-4-one

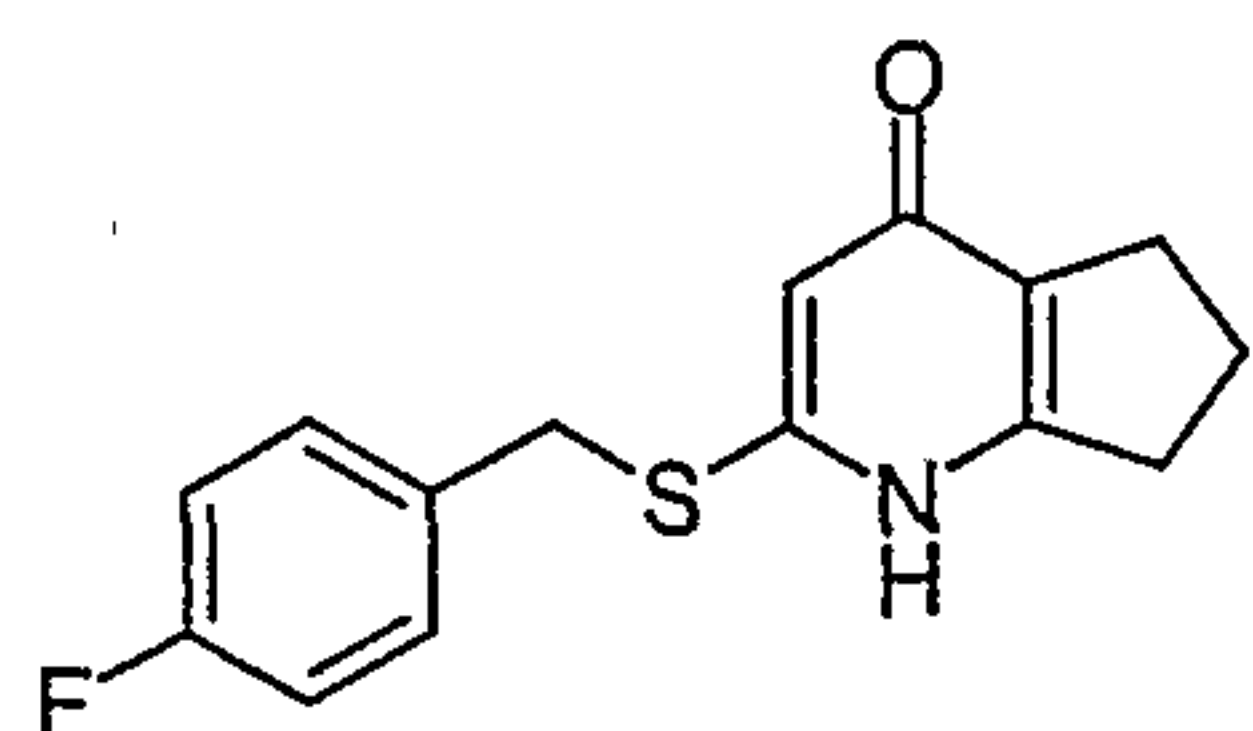
Intermediate C3 — 2-(2-(2,3-Difluorophenyl)ethyl)-1H-quinolin-4-one

4-Chloro-2-(2,3-difluorophenylethyl)quinoline (Int B10) (2.83g) was heated to reflux in aqueous hydrochloric acid (2M, 15ml) and dioxane (6ml) for 72h. The reaction mixture was extracted with dichloromethane (90ml) and methanol (10ml), and the organic phase dried and evaporated to give the title compound as a white solid (2.61g). ¹H-NMR (d₆-DMSO) δ 3.15 (4H, s), 6.46 (1H, s), 7.15 (2H, m), 7.27 (1H, m), 7.51 (1H, m), 7.82 (2H, m), 8.15 (1H, d); MS (APCI+) found (M+1) = 286; C₁₇H₁₃F₂NO requires 285.

The following intermediates were prepared by the method of intermediate C3:

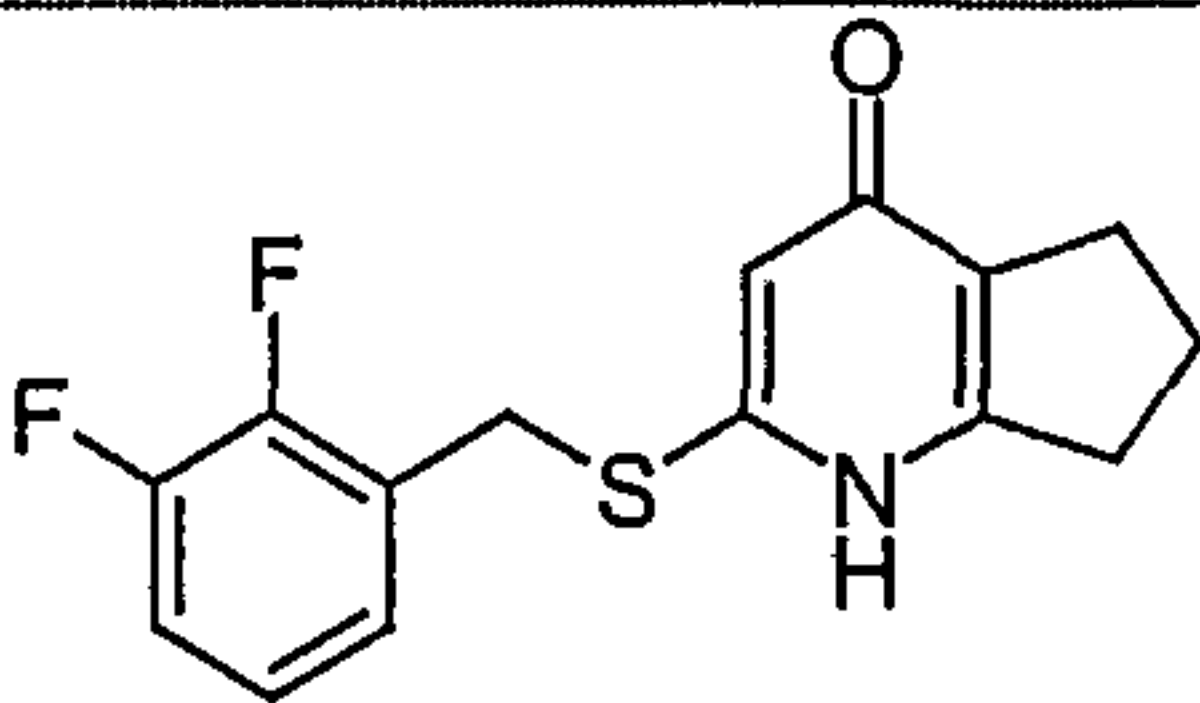
No.	Precursor	Structure	Name
C4	Int. B11		2-(2-(4-Fluorophenyl)ethyl)-1 <i>H</i> -quinolin-4-one
C5	Int. B12		2-(2-(3,4-Difluorophenyl)ethyl)-1 <i>H</i> -quinolin-4-one
C6	Int. B13		2-(2-(2,4-Difluorophenyl)ethyl)-1 <i>H</i> -quinolin-4-one
C7	Int. B14		2-(2-(2-Fluorophenyl)ethyl)-1 <i>H</i> -quinolin-4-one
C8	Int. B15		2-(2-(3-Chlorophenyl)ethyl)-1 <i>H</i> -quinolin-4-one
C9	Int. B16		2-(2-(2,3,4-Trifluorophenyl)ethyl)-1 <i>H</i> -quinolin-4-one
C10	Int. B17		2-(2-(3-Fluorophenyl)ethyl)-1 <i>H</i> -quinolin-4-one

Intermediate C11 — 2-(4-Fluorobenzylthio)-1,5,6,7-tetrahydro-[1]pyrindin-4-one

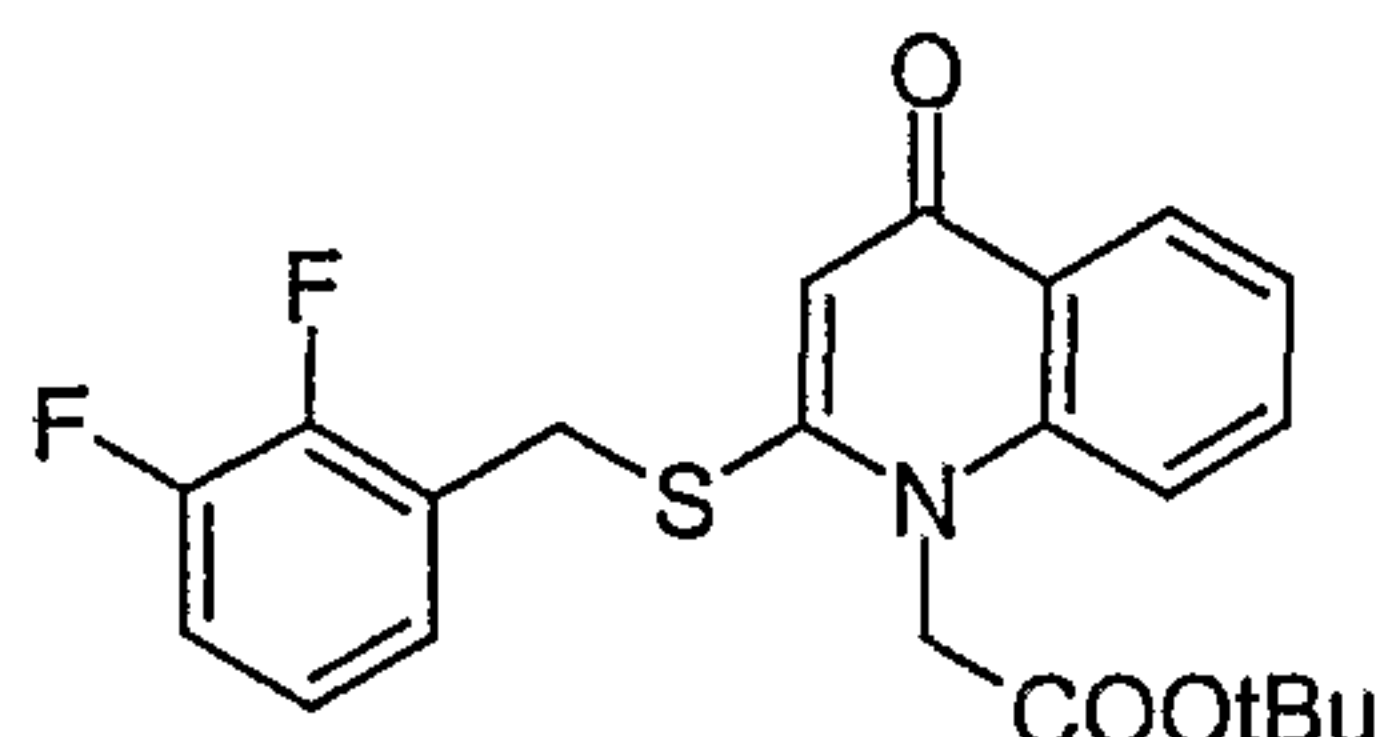


5 A mixture of 2-(4-fluorobenzylthio)-1-oxy-6,7-dihydro-5 *H*-[1]pyrindin-4-ol (Int. B9) (1.54g) and palladium/carbon (0.3g, 20 wt %) in acetic acid (80ml) was heated to 50°C in an atmosphere of H₂ at 50 psi overnight. The catalyst was filtered off and solvent evaporated to give the title compound as a brown foam (1.21g). ¹H-NMR (CDCl₃) δ 2.03 (2H, m), 2.81 (4H, m), 4.14 (2H, s), 6.46 (1H, s), 6.89 (2H, m), 7.21 (2H, m); MS (APCI+) found (M+1) = 276; C₁₅H₁₄FNOS requires 275.

The following intermediate was prepared by the method of Int. C11

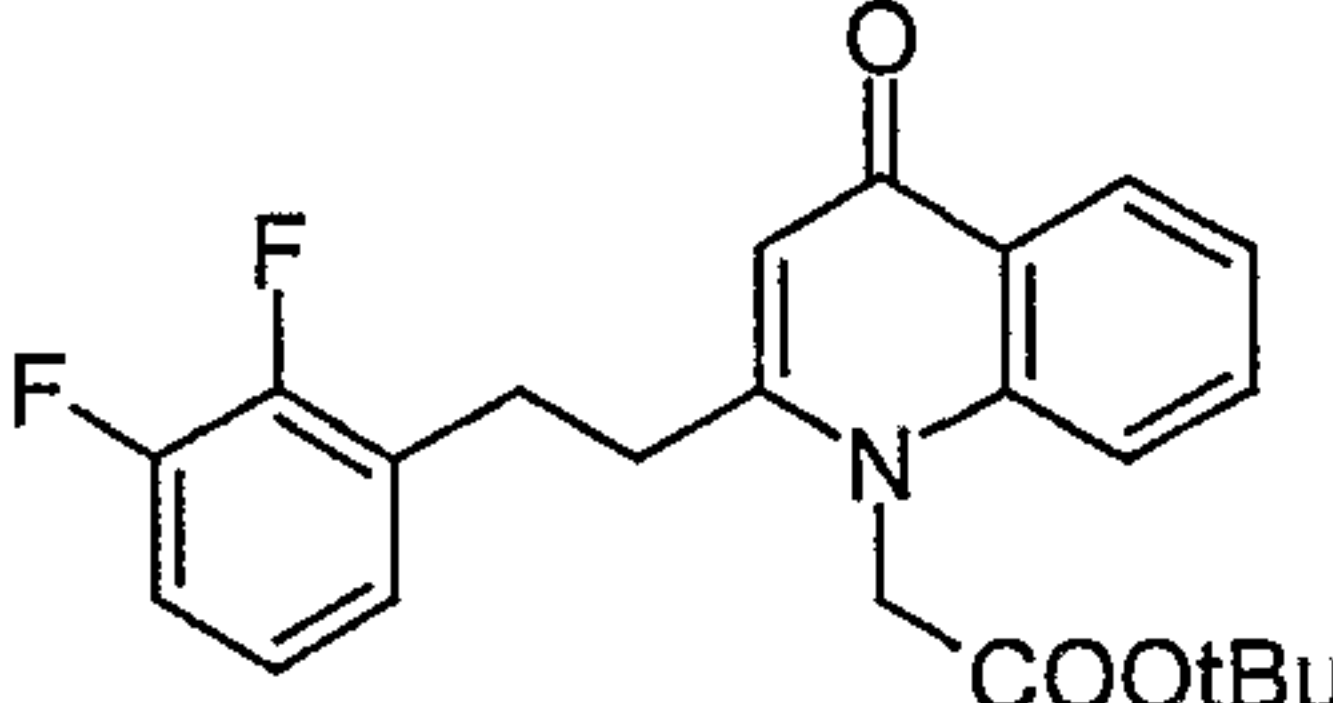
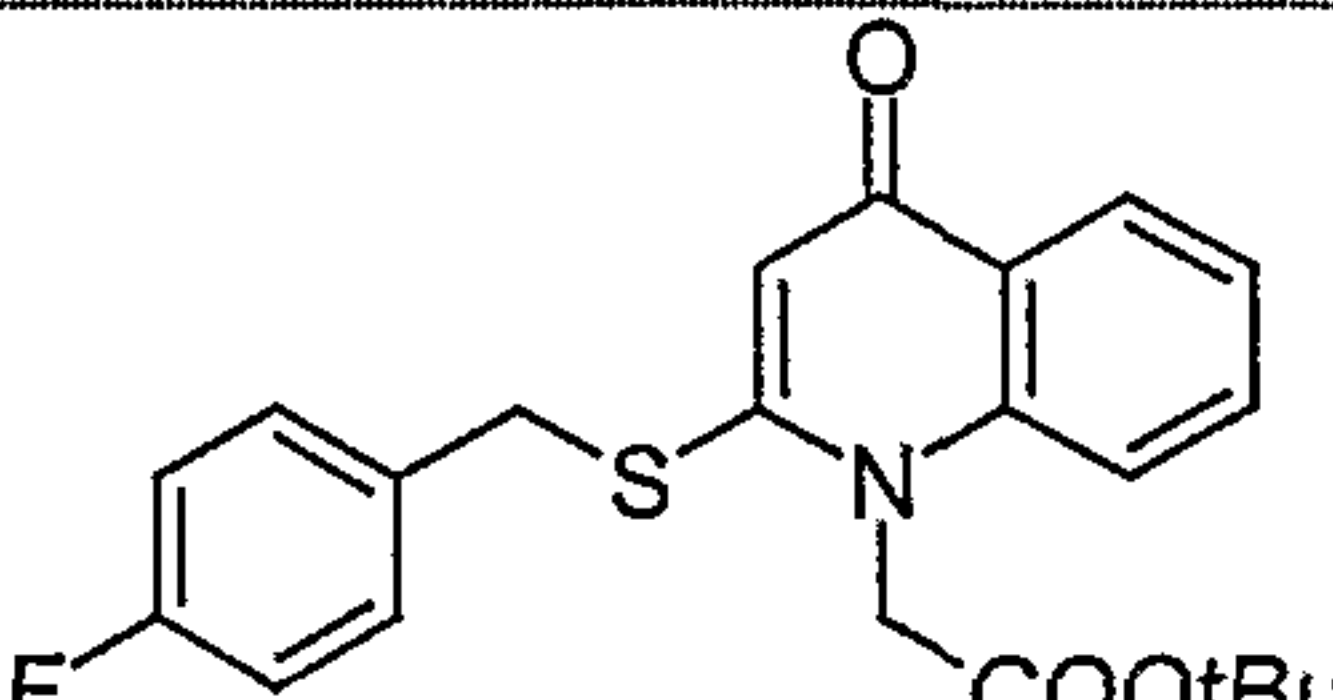
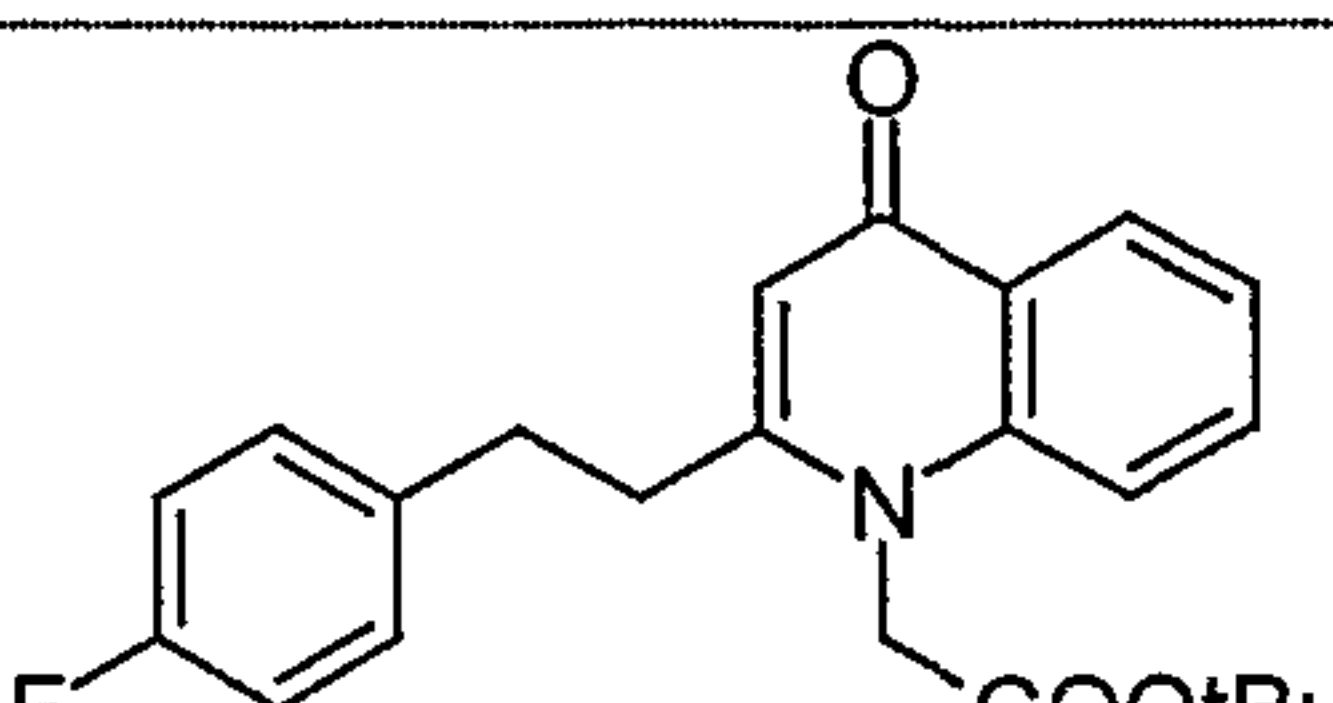
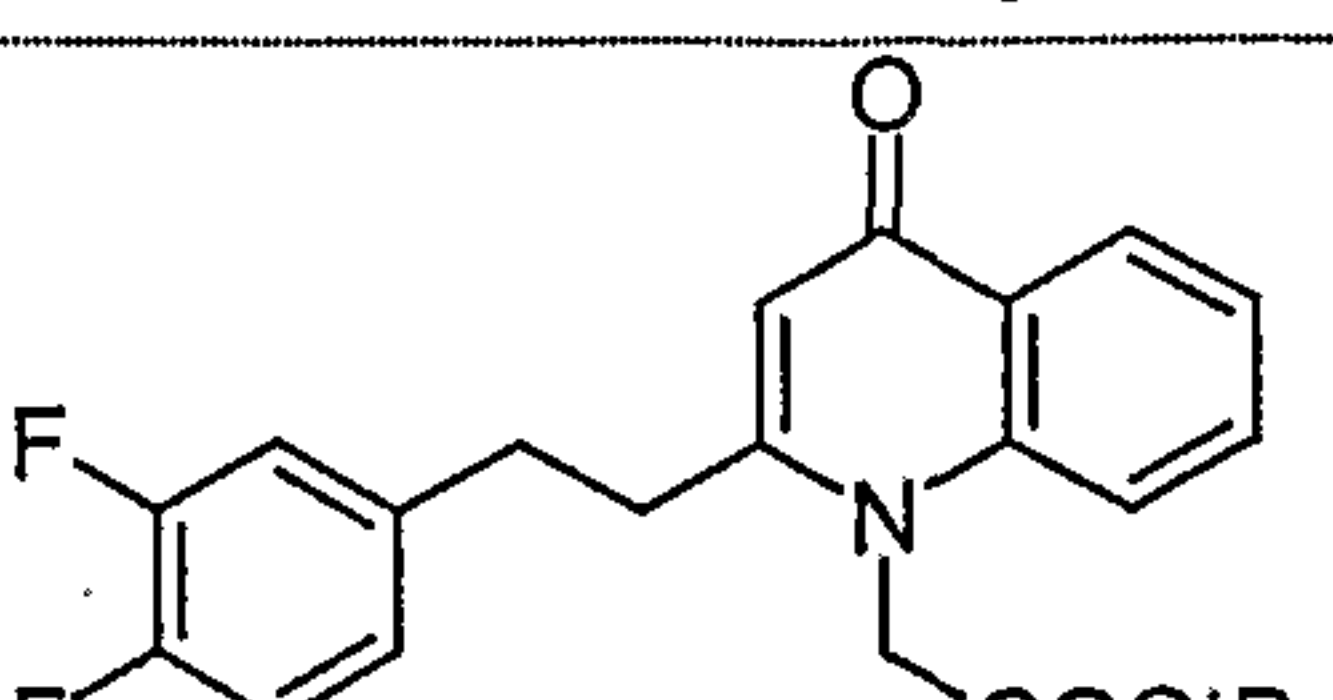
No.	Precursor	Structure	Name
C12	Int. B25		2-(2,3-Difluorobenzylthio)-1,5,6,7-tetrahydro-[1]pyrindin-4-one

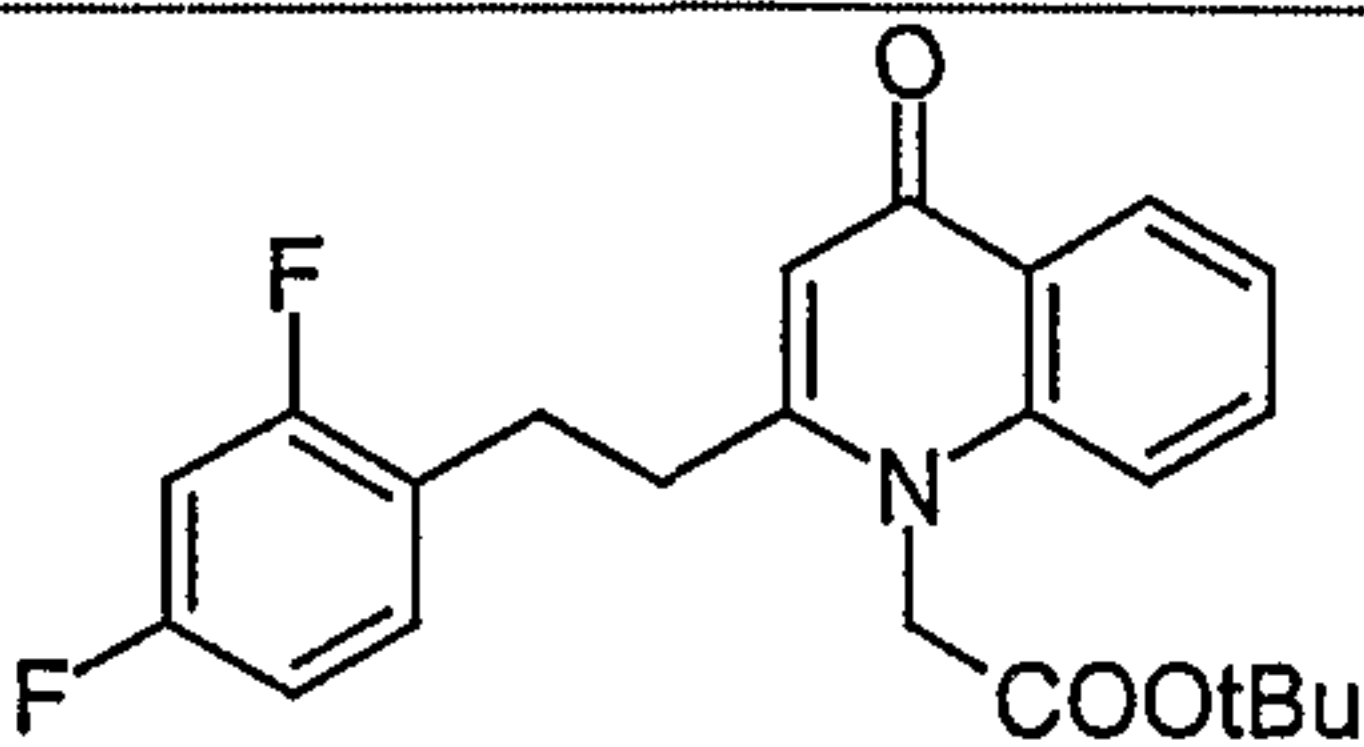
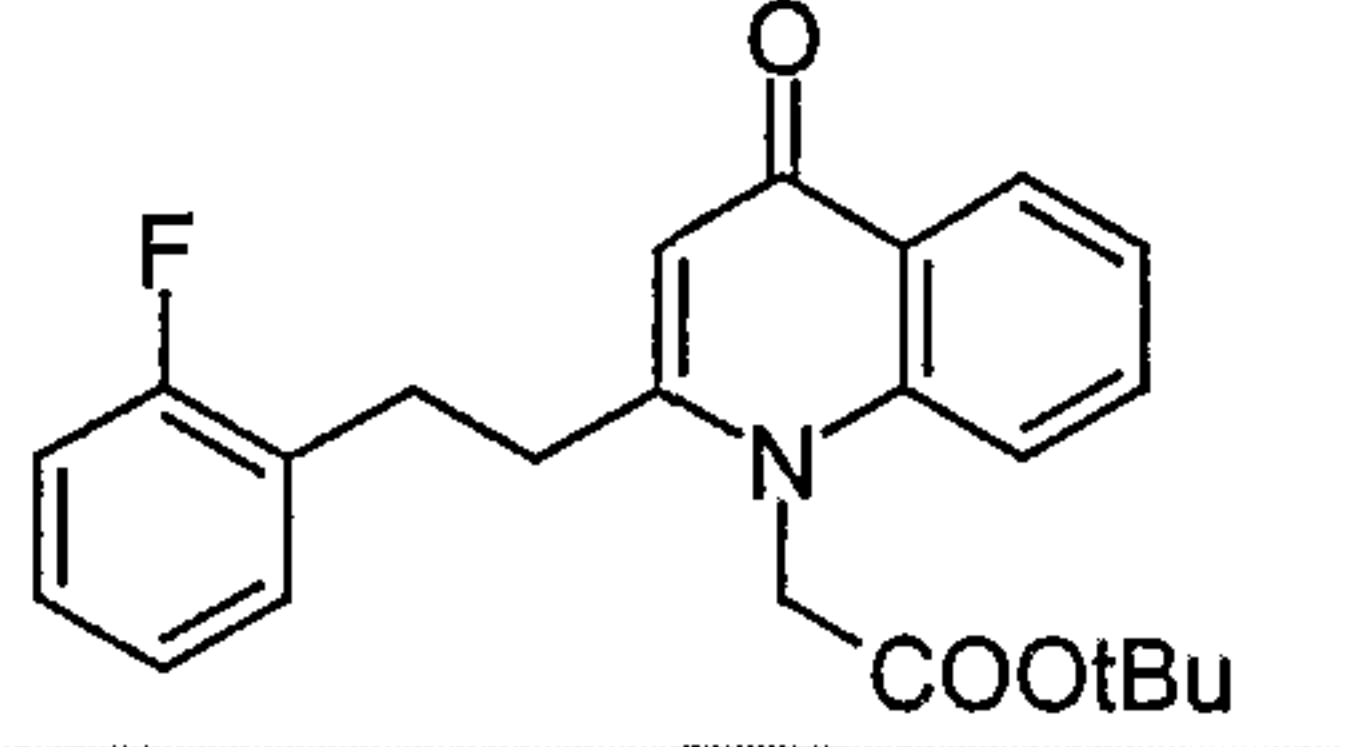
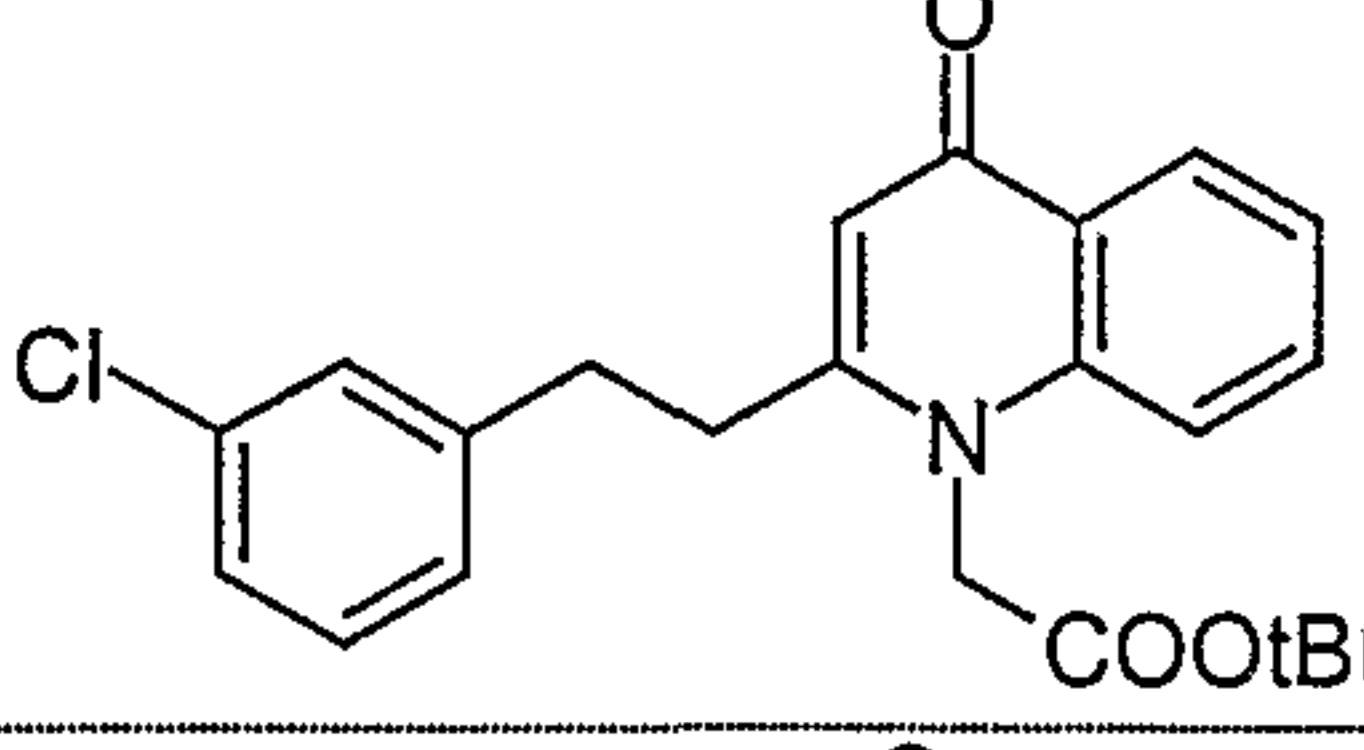
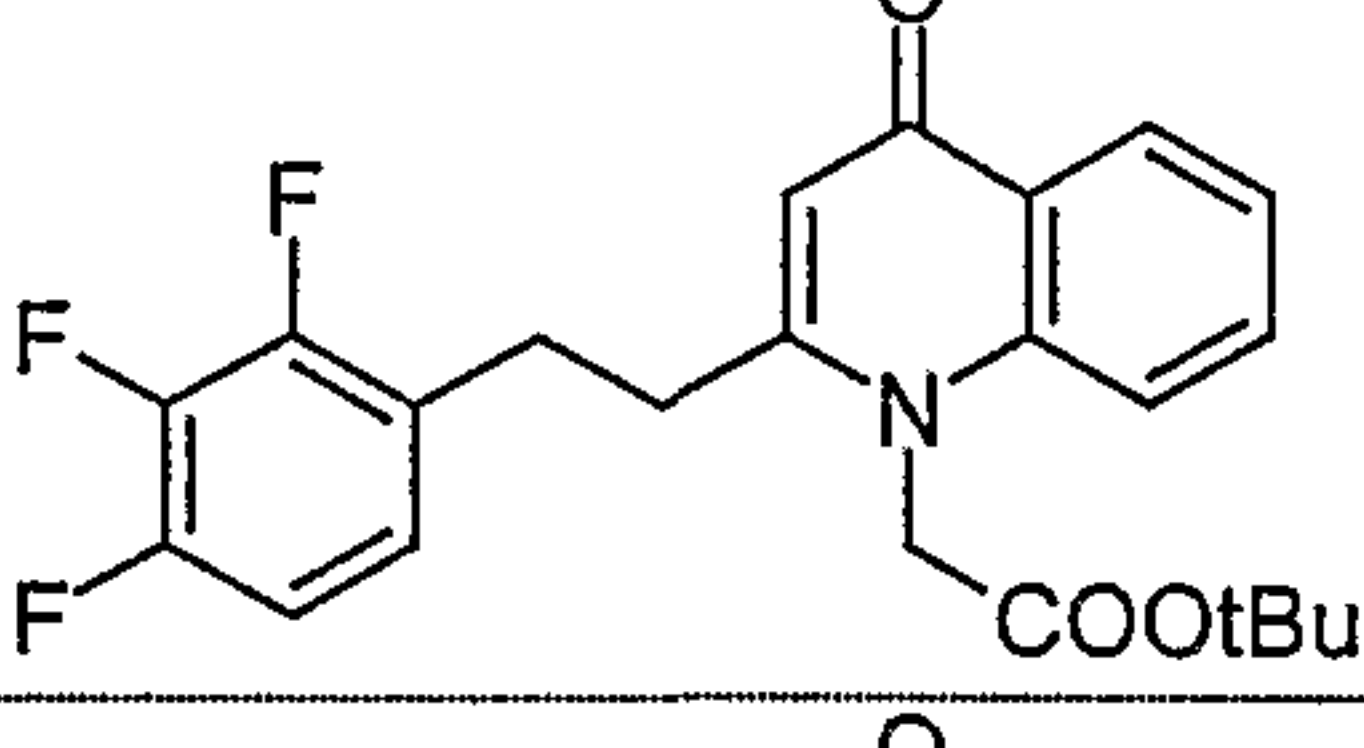
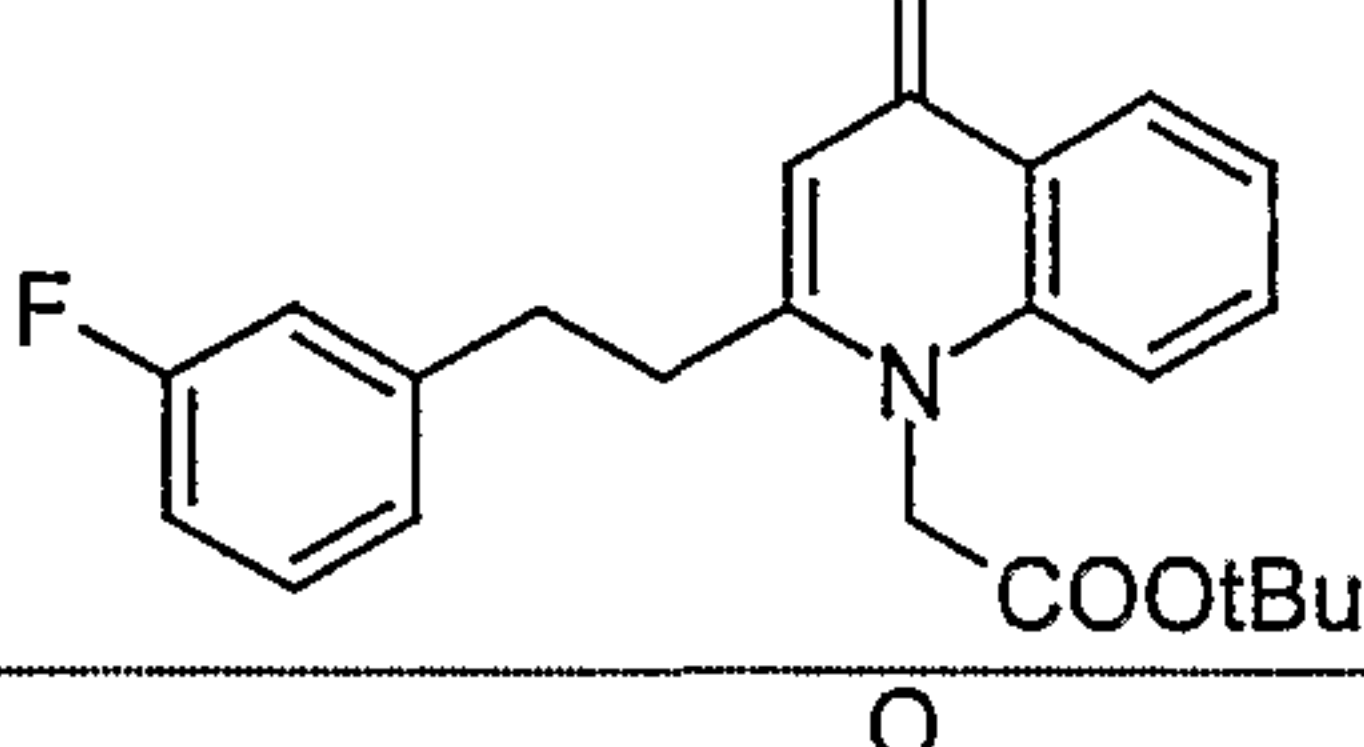
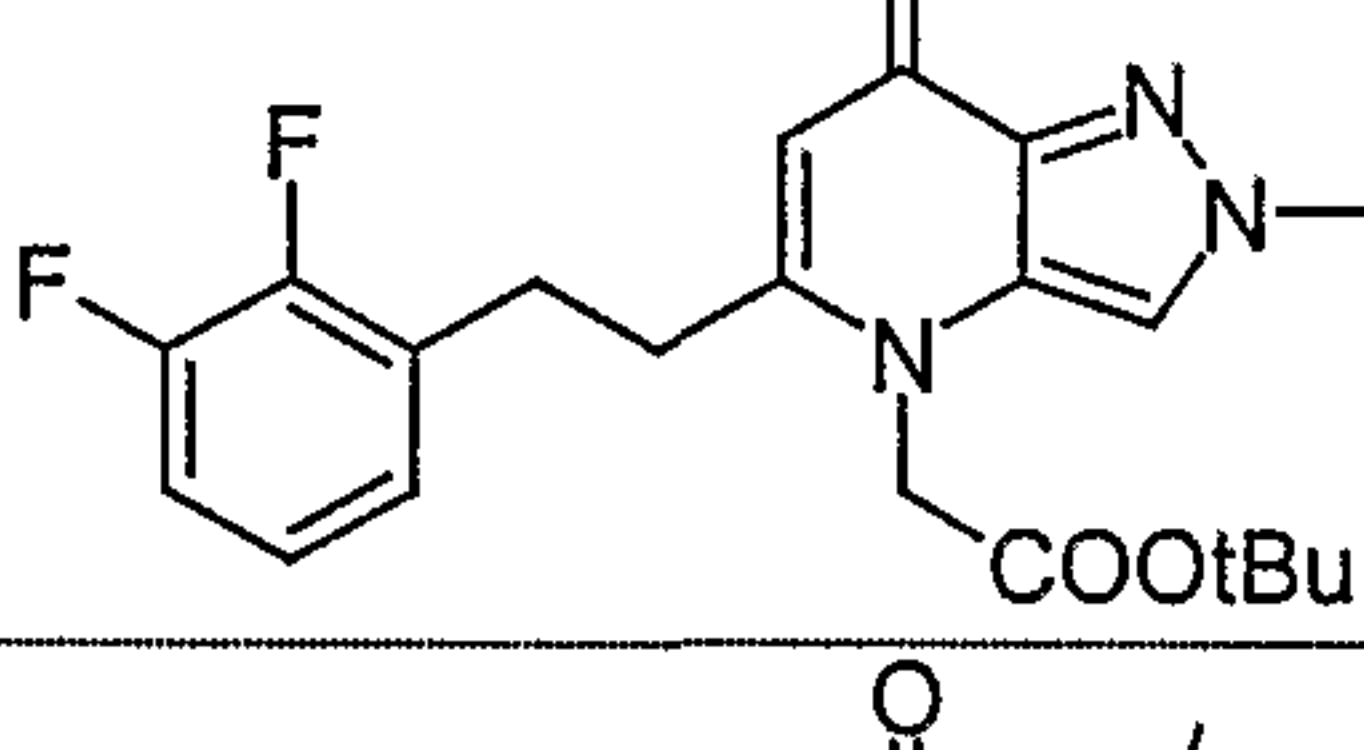
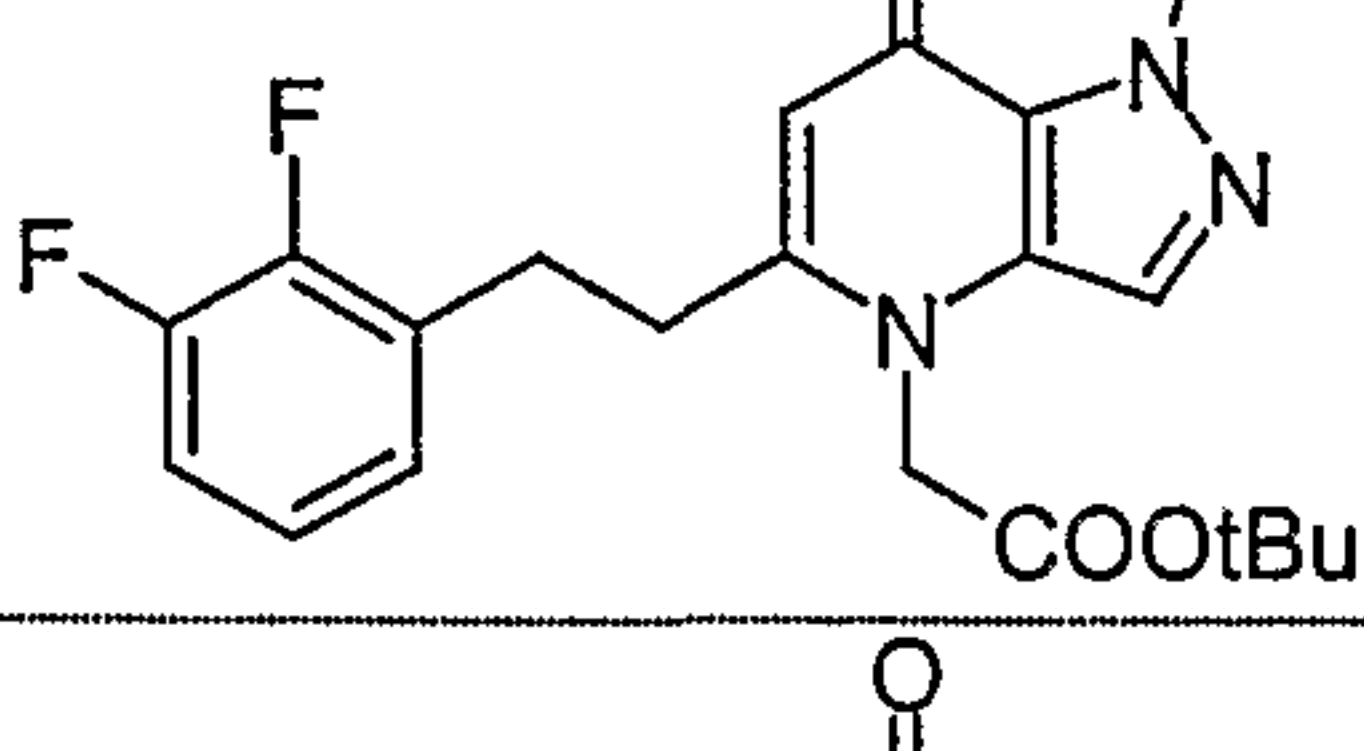
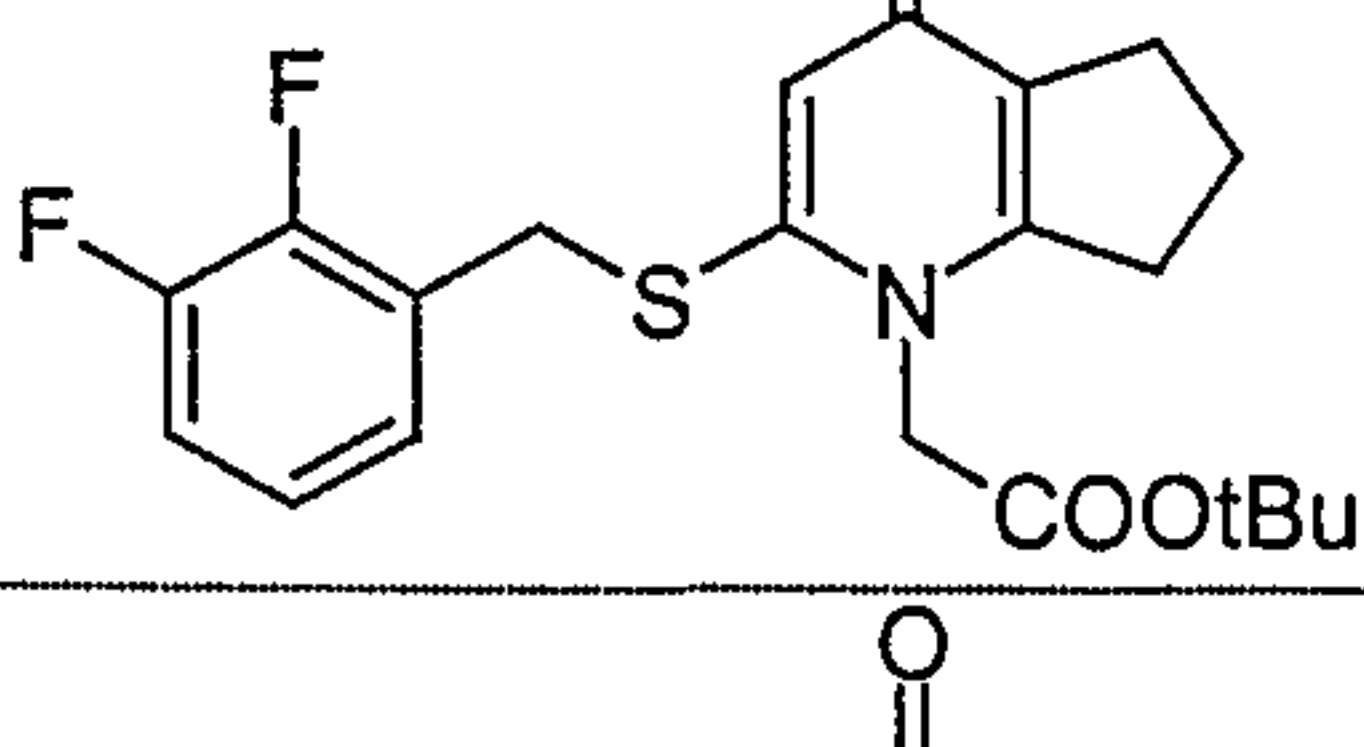
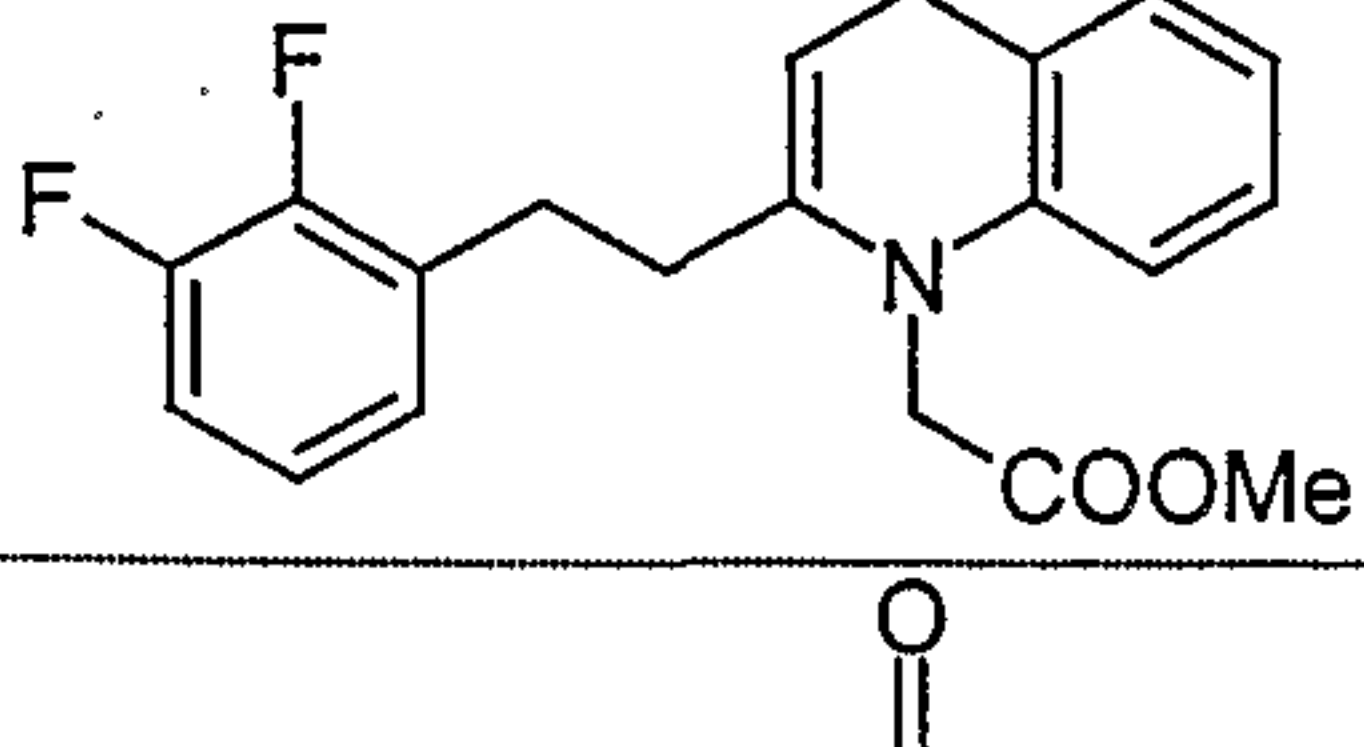
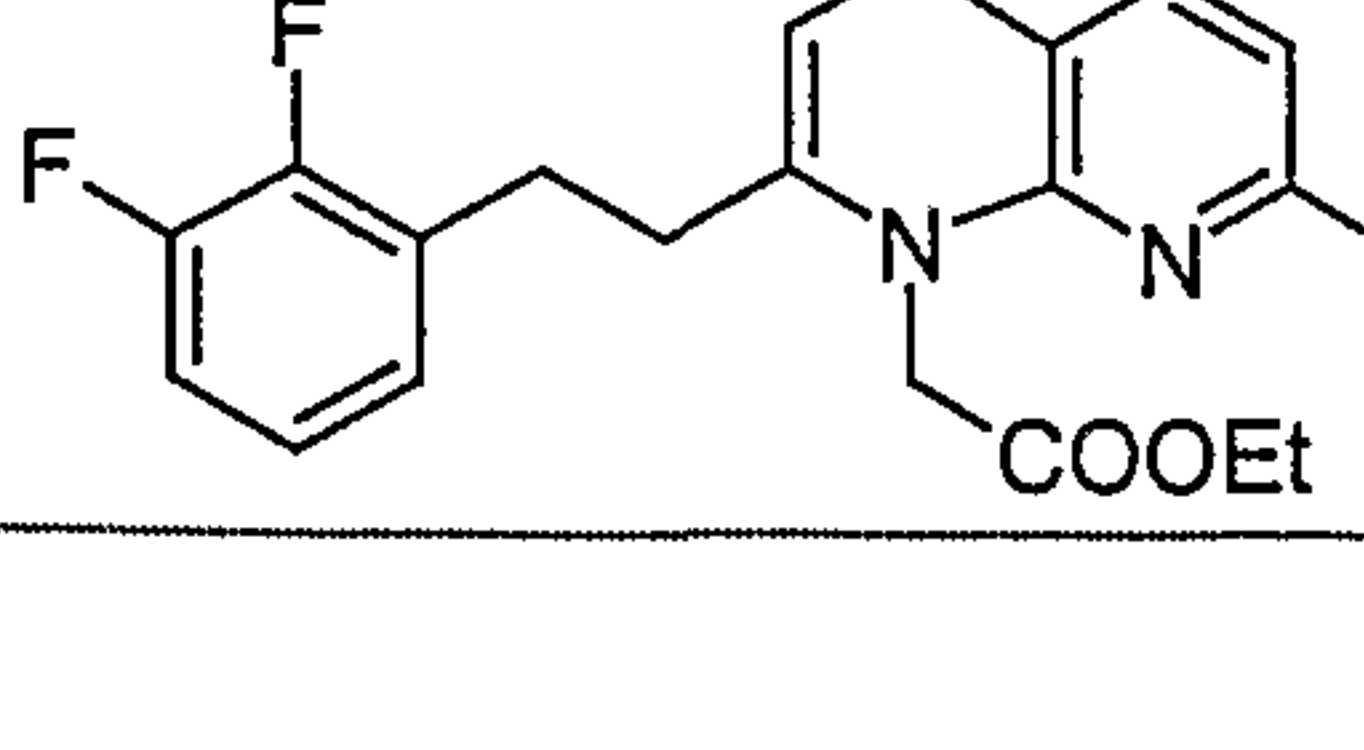
Intermediate D1 — [2-(2,3-Difluorobenzylthio)-4-oxo-4*H*-quinolin-1-yl]acetic acid *tert* butyl ester.



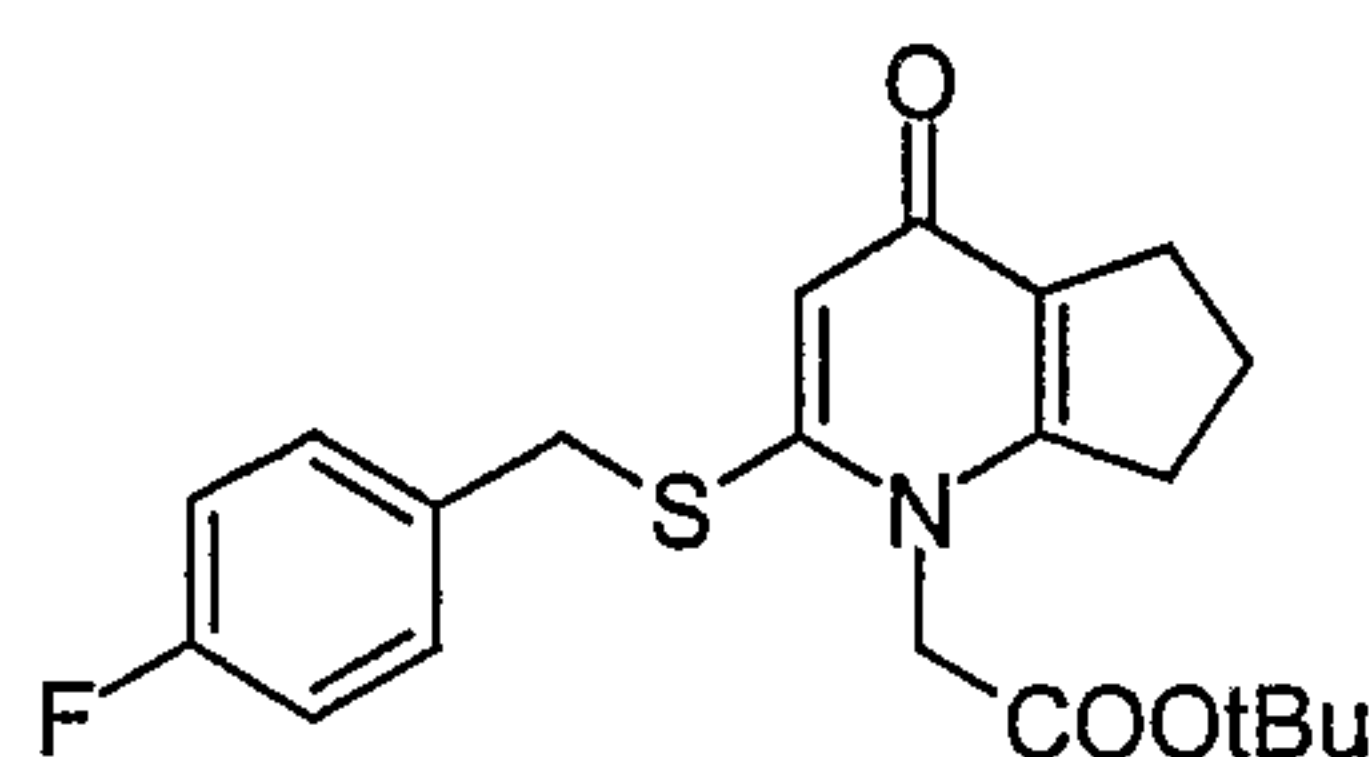
Butyllithium (2.5 M in hexanes, 1.52ml, 1.05 equiv) was added dropwise to a solution of 2-(2,3-difluorobenzylthio)-1*H*-quinolin-4-one (Int. C1) (1.1g, 1 equiv) in tetrahydrofuran (20ml) at 0°C under argon. The reaction mixture was stirred for 10min prior to the addition of *t*-butyl bromoacetate (1.76ml), 3 equiv) and stirring continued for 60h at 45°C. The solution was diluted with dichloromethane (40ml) and washed with aqueous ammonium chloride and aqueous sodium bicarbonate, dried and evaporated. Chromatography (silica, 5% [2M ammonia in methanol] in dichloromethane) yielded the title compound as a yellow foam (0.193g). ¹H-NMR (CDCl₃) δ 1.44 (9H, s), 4.29 (2H, s), 5.30 (2H, br s), 6.45 (1H, s), 7.06-7.24 (4H, m), 7.39 (1H, t), 7.63 (1H, dt), 8.41 (1H, dd); MS (APCI+) found (M+1) = 418; C₂₂H₂₁F₂NO₃S requires 417.

The following intermediates were prepared by the method of Intermediate D1:

No.	Precursor	Structure	Name
D2	Int. C3		[2-(2-(2,3-Difluorophenyl)ethyl)-4-oxo-4 <i>H</i> -quinolin-1-yl]acetic acid <i>tert</i> butyl ester.
D3	Int. C2		[2-(4-Fluorobenzylthio)-4-oxo-4 <i>H</i> -quinolin-1-yl]acetic acid <i>tert</i> butyl ester.
D4	Int. C4		[2-(2-(4-Fluorophenyl)ethyl)-4-oxo-4 <i>H</i> -quinolin-1-yl]acetic acid <i>tert</i> butyl ester.
D5	Int. C5		[2-(2-(3,4-Difluorophenyl)ethyl)-4-oxo-4 <i>H</i> -quinolin-1-yl]acetic acid <i>tert</i> butyl ester.

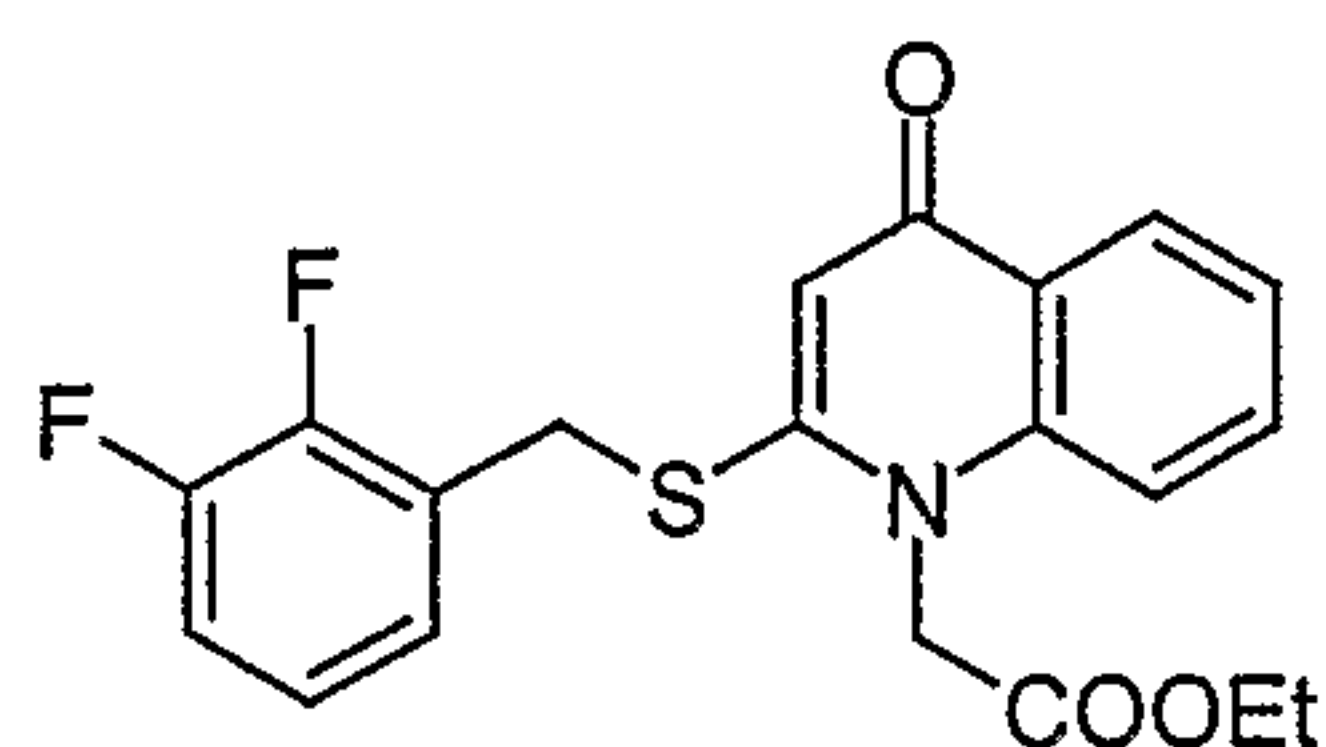
D6	Int. C6		[2-(2-(2,4-Difluorophenyl)ethyl)-4-oxo-4 <i>H</i> -quinolin-1-yl]acetic acid <i>tert</i> butyl ester.
D7	Int. C7		[2-(2-(2-Fluorophenyl)ethyl)-4-oxo-4 <i>H</i> -quinolin-1-yl]acetic acid <i>tert</i> butyl ester.
D8	Int. C8		[2-(2-(3-Chlorophenyl)ethyl)-4-oxo-4 <i>H</i> -quinolin-1-yl]acetic acid <i>tert</i> butyl ester.
D9	Int. C9		[2-(2-(2,3,4-Trifluorophenyl)ethyl)-4-oxo-4 <i>H</i> -quinolin-1-yl]acetic acid <i>tert</i> butyl ester.
D10	Int. C10		[2-(2-(3-Fluorophenyl)ethyl)-4-oxo-4 <i>H</i> -quinolin-1-yl]acetic acid <i>tert</i> butyl ester.
D11	Int. B99		<i>t</i> -Butyl [5-(2-(2,3-difluorophenyl)ethyl)-2-methyl-7-oxo-2,7-dihydropyrazolo[4,3-b]-pyridin-4-yl]acetate
D12	Int. B98		<i>t</i> -Butyl [5-(2-(2,3-difluorophenyl)ethyl)-1-methyl-7-oxo-1,7-dihydropyrazolo[4,3-b]-pyridin-4-yl]acetate
D13	Int. C12		<i>t</i> -Butyl [2-(2,3-difluorobenzylthio)-4-oxo-5,6-trimethylenepyridin-1-yl]acetate
D14	Int. C3		Methyl 2-(2-(2-(2,3-difluorophenyl)ethyl)-4-oxo-4 <i>H</i> -quinolin-1-yl)acetate
D15	Int. B113		Ethyl [2-(2-(2,3-difluorophenyl)ethyl)-7-methyl-4-oxo-4 <i>H</i> -[1,8]naphthyridin-1-yl]-acetate

Intermediate D20 — [2-(4-Fluorobenzylthio)-4-oxo-4,5,6,7-tetrahydro-[1]pyrindin-1-yl]acetic acid *tert* butyl ester.



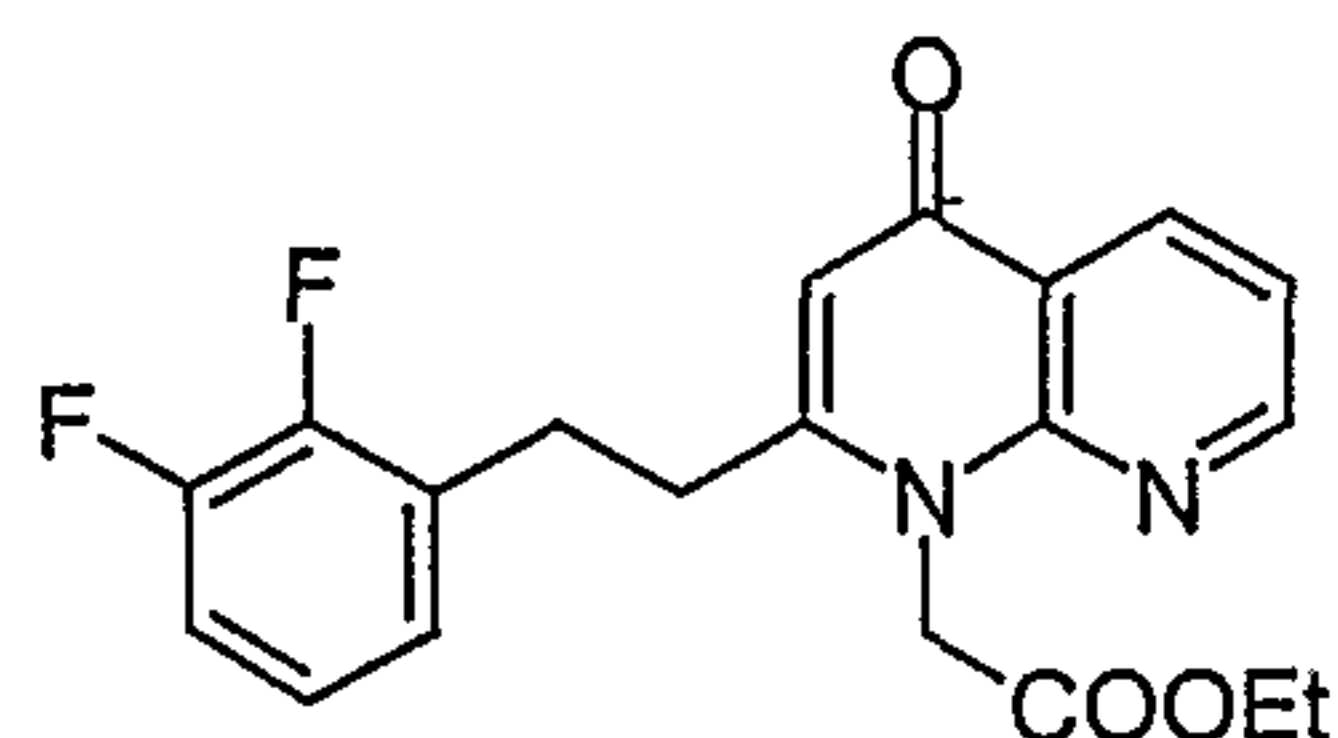
- 5 A mixture of 2-(4-fluorobenzylthio)-1,5,6,7-tetrahydro-[1]pyrindin-4-one (Int. C11) (1.21g, 1 equiv), *t*-butyl iodoacetate (3.18g, 3 equiv) and diisopropylethylamine (3.05ml, 4 equiv) in dichloromethane (40ml) was stirred at ambient temperature under argon for 48h, then the solution was washed with aqueous ammonium chloride and aqueous sodium bicarbonate, dried and evaporated. Chromatography (silica, 5% methanol in dichloromethane) yielded the title compound as a off white foam (0.982g). ¹H-NMR (CDCl₃) δ 1.47 (9H, s), 2.09 (2H, m), 2.84 (4H, m), 4.07 (2H, s), 4.56 (2H, s), 6.45 (1H, s), 6.99 (2H, m), 7.25 (2H, m); MS (APCI+) found (M+1) = 390; C₂₁H₂₄FNO₃S requires 389.
- 10

Intermediate D25 - Ethyl (2-(2,3-difluorobenzylthio)-4-oxo-4*H*-quinolin-1-yl)acetate



- 15 (a) A mixture of dimethyloxosulphonium-2-(ethoxycarbonylmethylamino)benzoylmethylide (0.30g, 1.01mmol) (intermediate B100), carbon disulphide (0.13ml, 2.05mmol) and diisopropylethylamine (0.35ml, 2.02mmol) in DMF (4ml) was shaken under argon for 18h then 2,3-difluorobenzyl bromide (0.42g, 2.02mmol) added and the reaction shaken for a further 7h. The solution was concentrated and the residues separated between ethyl acetate and water. The organics were isolated, dried (MgSO₄) and concentrated. Purification by chromatography over silica eluting using a gradient from dichloromethane to dichloromethane/ ether 3:1 yielded the title compound (0.14g, 36%). ¹H-NMR (d₆-DMSO) δ 1.2 (3H, t, J=7Hz), 4.18 (2H, q, J=7Hz), 4.5 (2H, s), 5.3 (2H, s), 6.3 (1H, s), 7.18 (1H, m), 7.3 (1H, m), 7.4 (2H, m), 7.6 (1H, d, J=8.5Hz), 7.7 (1H, t, J=7Hz), 8.1 (1H, d, J=8Hz). MS (APCI+) found (M+1) = 390; C₂₀H₁₇F₂NO₃S requires 389.
- 20
- (b) Ethyl (1-(2,3-difluorobenzylthio)-1-(2,2-dimethyl-4,6-dioxo-[1,3]dioxan-5-ylidene)-methyl)-phenylamino)acetate (intermediate B111) (0.85g) under argon was stirred with trifluoroacetic acid (10ml) at room temperature overnight. The mixture was evaporated under reduced pressure, dissolved in dichloromethane, washed with sodium bicarbonate solution and dried over Na₂SO₄. The solvent was removed under reduced pressure and the residue triturated with diethyl ether to give the title compound (0.43g). ¹H-NMR (CDCl₃) δ 1.27 (3H, t), 4.26 (2H, q), 4.29 (2H, s), 5.1 (2H, br s), 6.45 (1H, s), 6.95-7.25 (4H, m), 7.39 (1H, t), 7.64 (1H, dt), 8.42 (1H, dd). Mass spectrum as above.
- 25
- 30

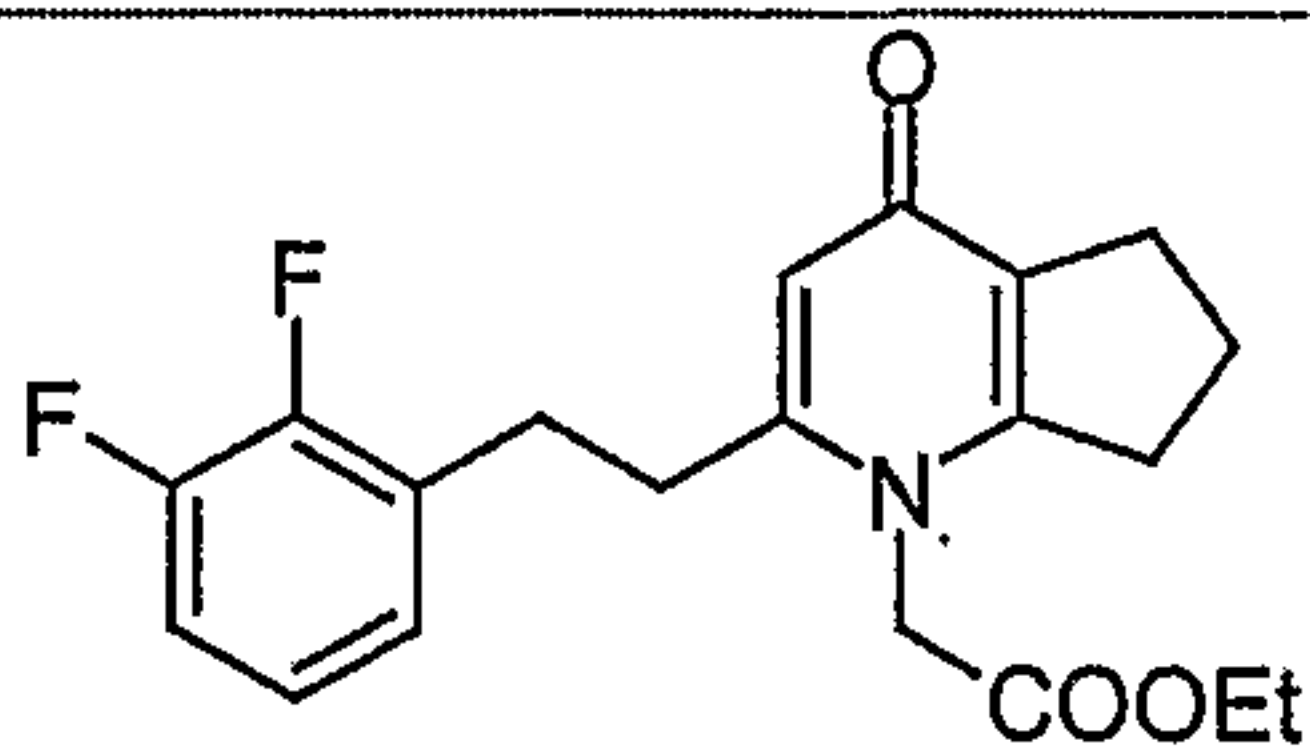
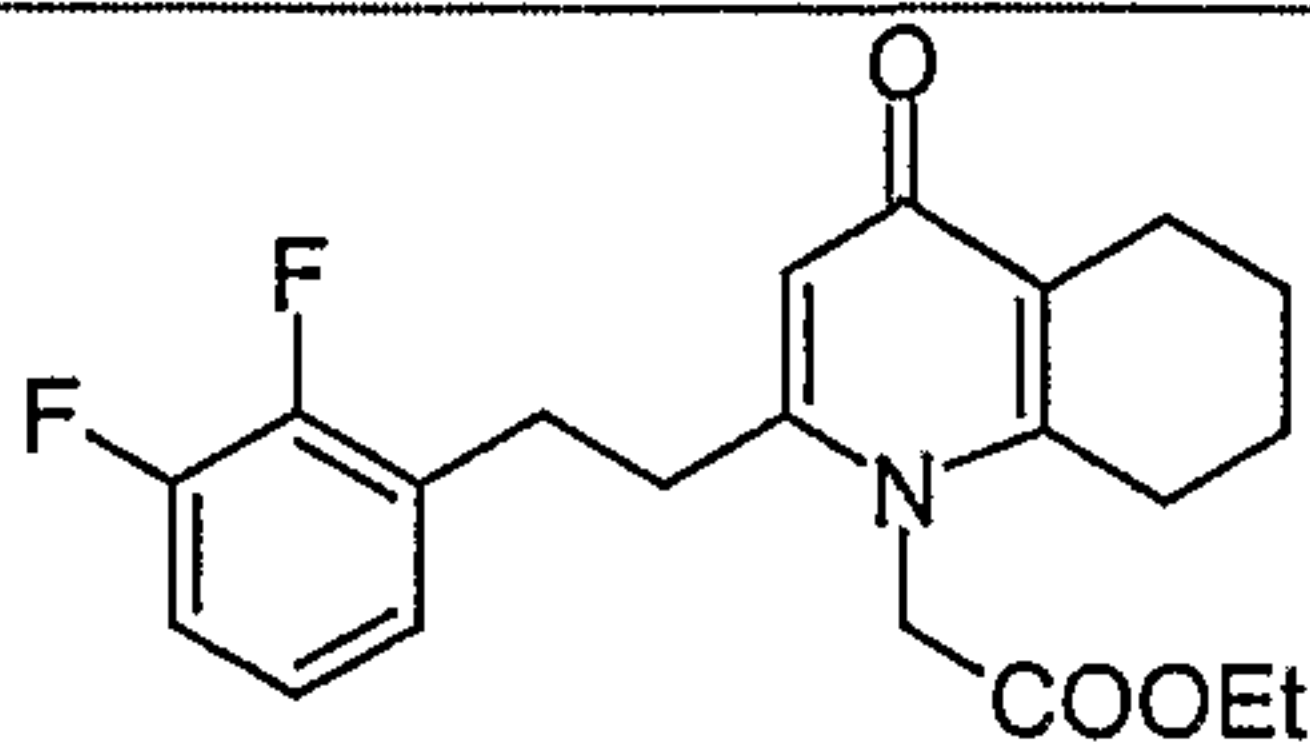
Intermediate D26 — (2-(2-(2,3-difluorophenyl)ethyl)-4-oxo-4*H*-[1,8]naphthyridin-1-yl)acetic acid ethyl ester



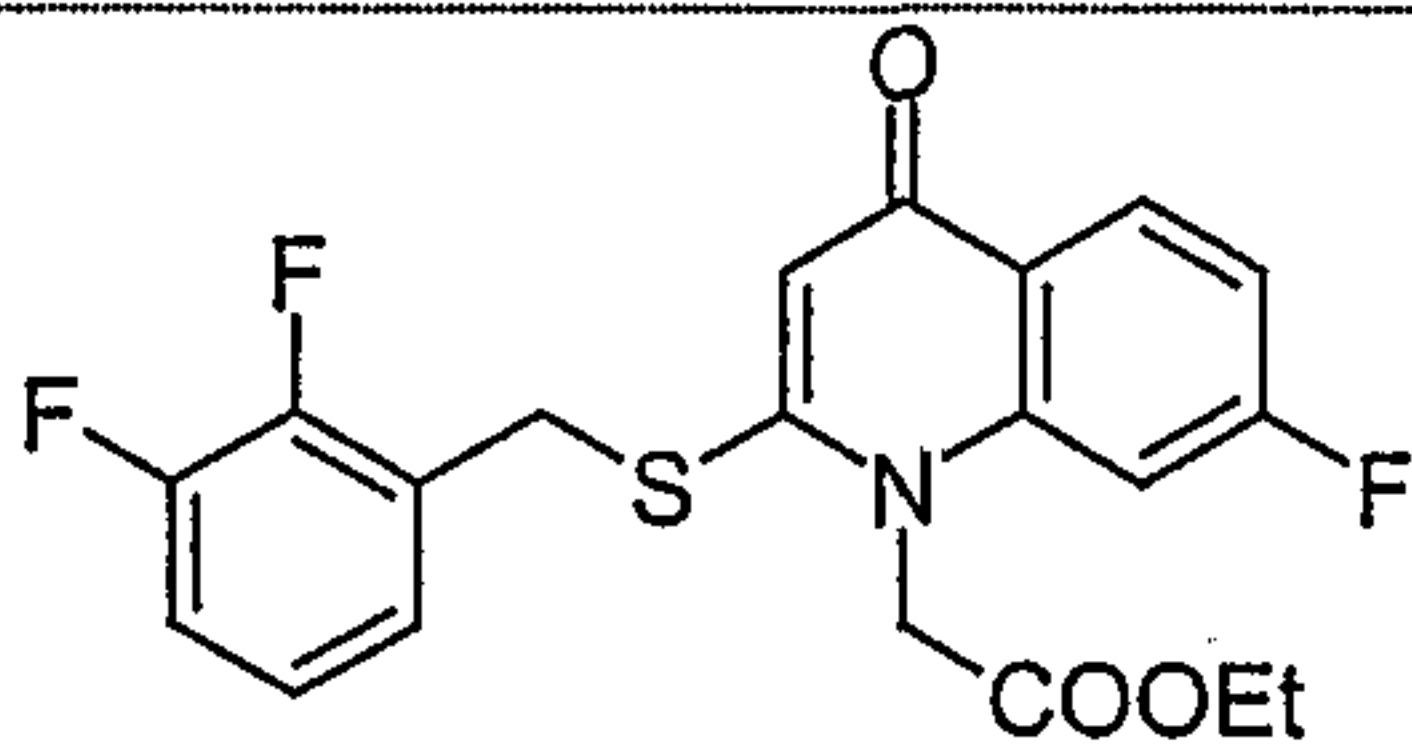
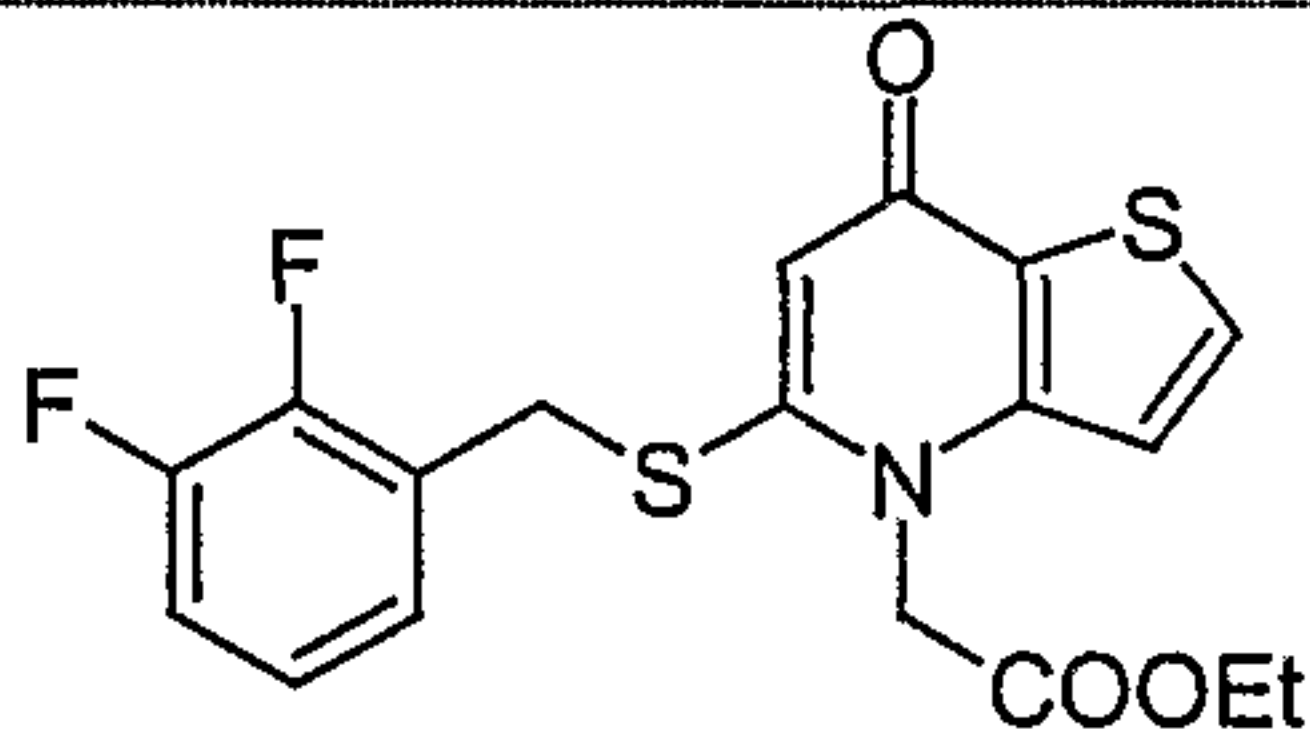
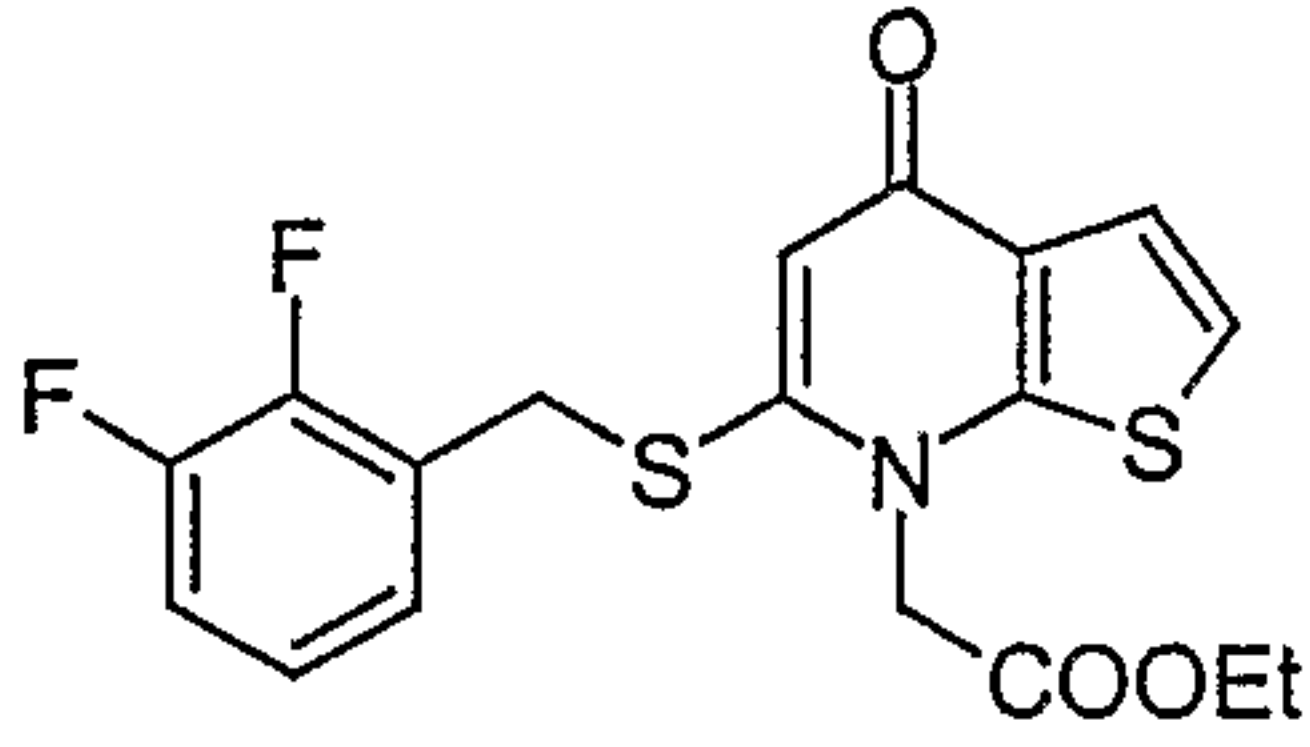
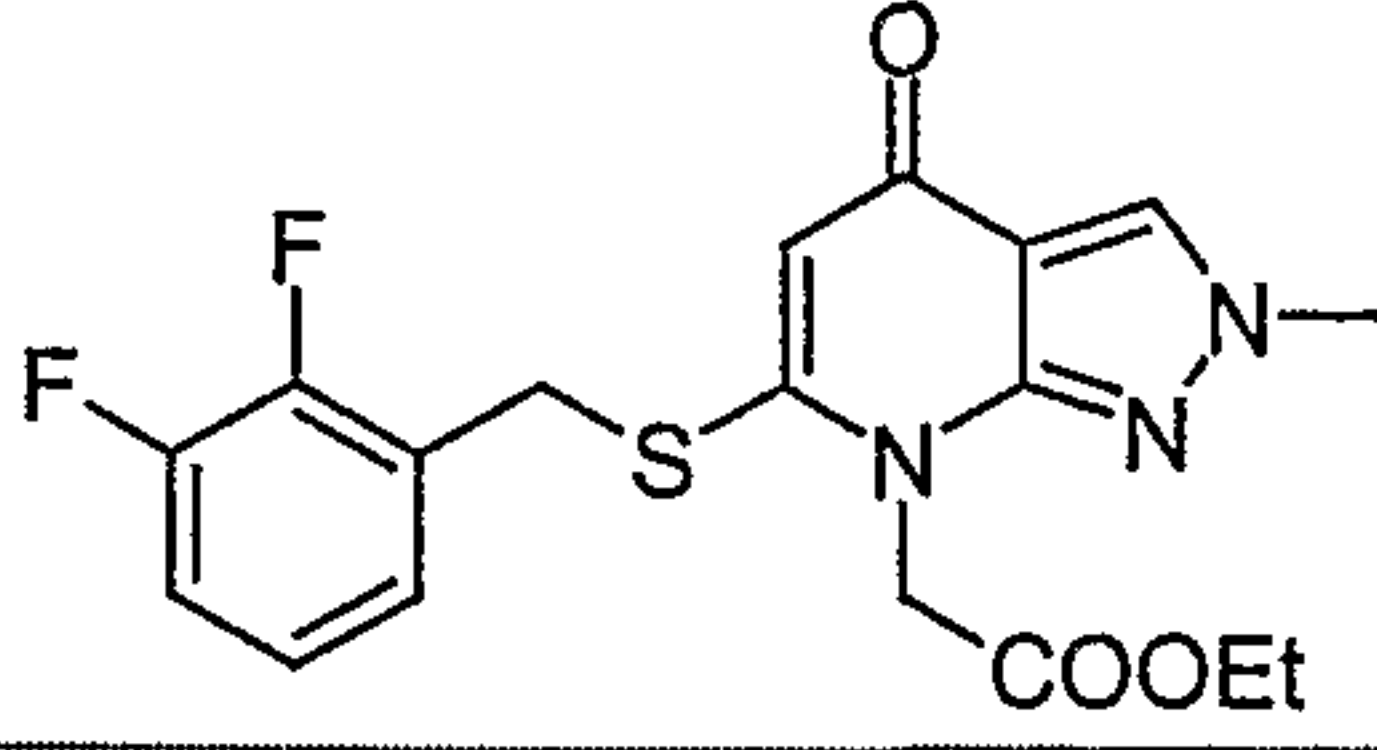
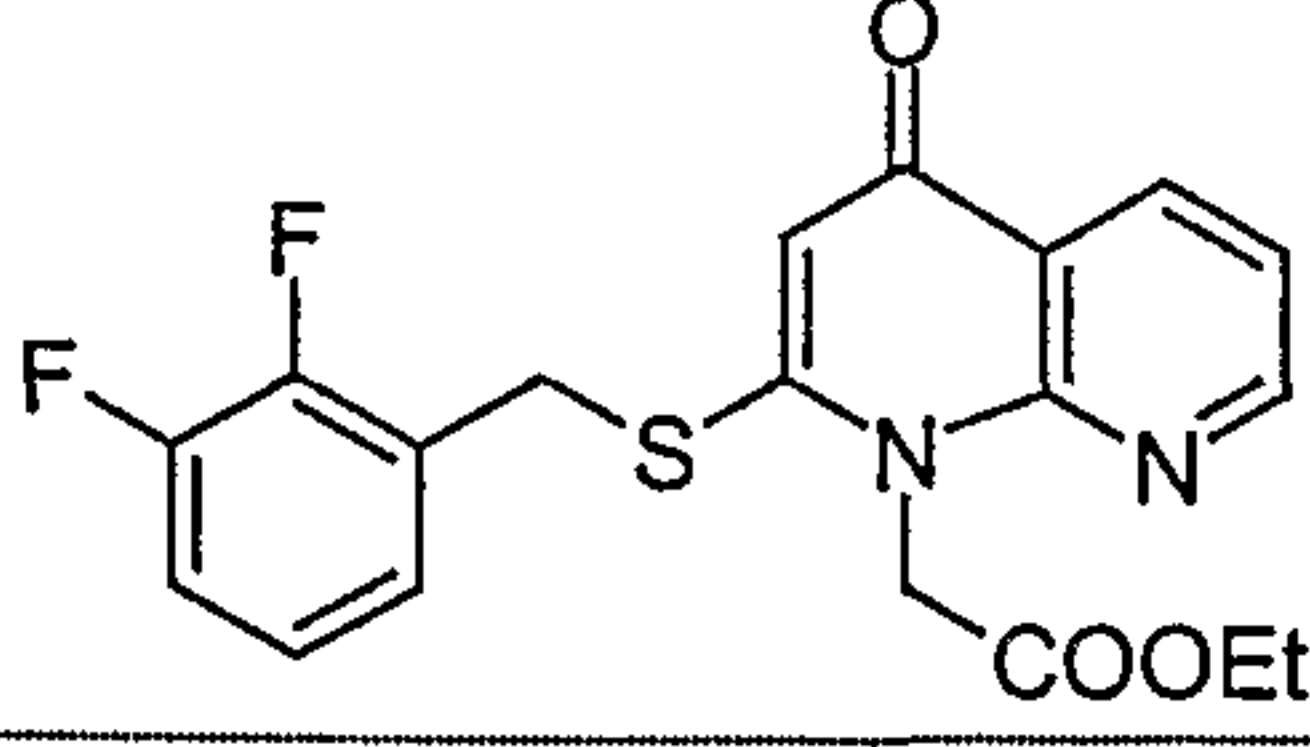
5 (3-*tert*-Butoxycarbonylmethyl-2-[2-(2,3-difluorophenyl)ethyl]-4-oxo-4*H*-[1,8]naphthyridin-1-yl)acetic acid ethyl ester (Int. B71) (1.35g, 2.86 mmol) was added portionwise to boiling diphenyl ether (10ml) with stirring. After 20min, the dark solution was allowed to cool to ambient temperature. Petroleum ether (b.p. 60-80°C) was added to the point of cloudiness to give the product as a crystalline solid (0.724g). ¹H NMR (d₆-DMSO) δ 1.19 (3H, t), 3.02-3.09 (4H, m), 4.16 (2H, q), 5.31 (2H, s), 6.10 (1H, s), 7.13-7.21 (2H, m), 7.26-7.33 (1H, m), 7.46-7.49 (1H, m), 8.49 (1H, m), 8.76 (1H, m). MS (APCI+),
10 found (M+1) = 373, C₂₀H₁₈F₂N₂O₃ requires 372.

The following intermediates were prepared by the method of Intermediate D26:

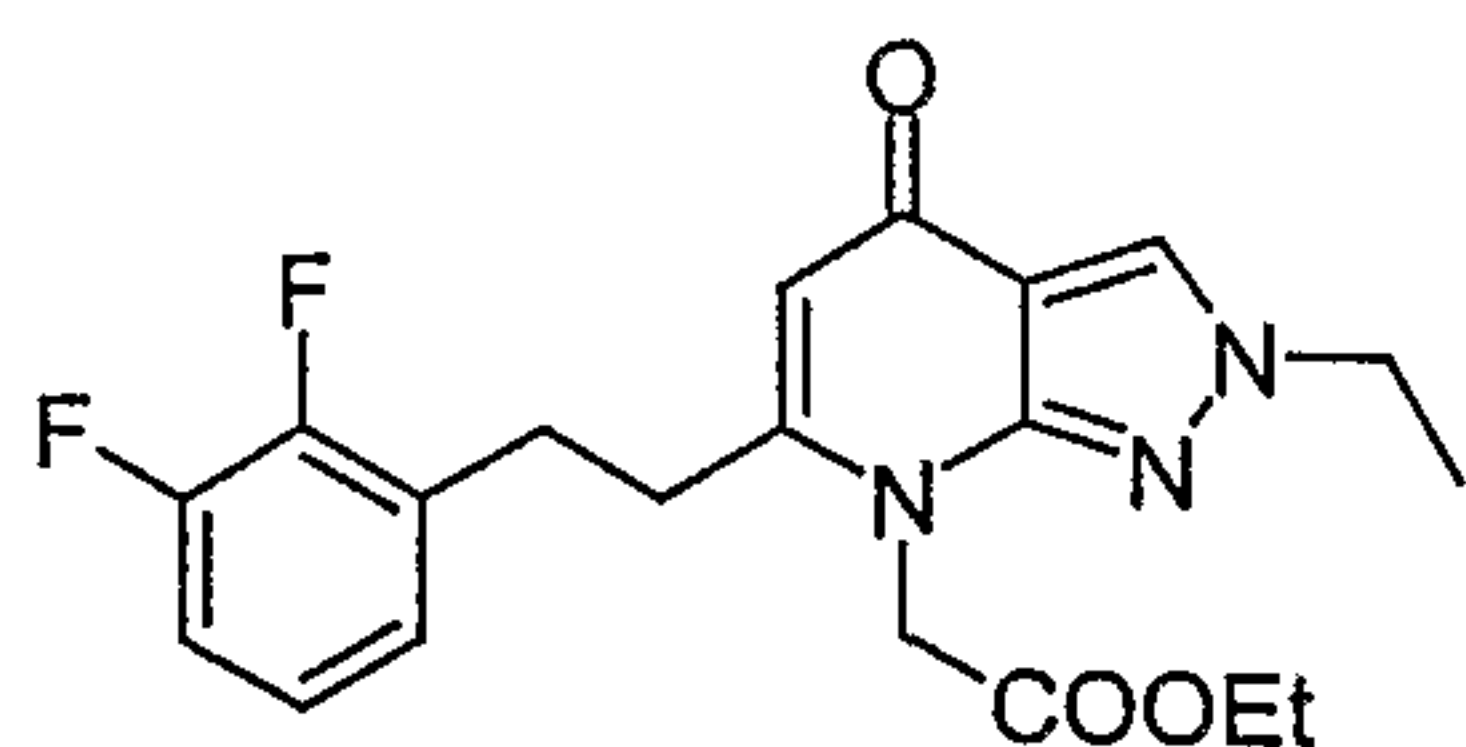
No.	Precursor	Structure	Name
D27	Int. B72		Ethyl [2-(2-(2,3-difluorophenyl)ethyl)-5-ethyl-4-oxo-4 <i>H</i> -pyridin-1-yl]acetate
D28	Int. B73		Ethyl [2-(2-(2,3-difluorophenyl)ethyl)-5,6-dimethyl-4-oxo-4 <i>H</i> -pyridin-1-yl]acetate
D29	Int. B74		Ethyl 5-[2-(2-(2,3-difluorophenyl)ethyl)-2-methyl-7-oxo-7 <i>H</i> -thieno[3,2- <i>b</i>]pyridin-4-yl]acetate
D30	Int. B75		Ethyl [2-(2-(2,3-difluorophenyl)ethyl)-4-oxo-4 <i>H</i> -thieno[3,4- <i>b</i>]pyridin-1-yl]acetate
D31	Int. B76		Ethyl [5-(2-(2,3-difluorophenyl)ethyl)-2-methyl-7-oxo-7 <i>H</i> -thiazolo[4,5- <i>b</i>]pyridin-4-yl]acetate
D32	Int. B77		Ethyl [6-(2-(2,3-difluorophenyl)ethyl)-2-methyl-4-oxo-4 <i>H</i> -pyrazolo[3,4- <i>b</i>]pyridin-7-yl]acetate

D33	Int. B78		Ethyl [2-(2-(2,3-difluorophenyl)ethyl)-4-oxo-5,6-trimethylenepyridin-1-yl]-acetate
D34	Int. B79		Ethyl [2-(2-(2,3-difluorophenyl)ethyl)-4-oxo-5,6-tetramethylenepyridin-1-yl]-acetate

The following intermediates were prepared by the method of Intermediate D25, method A:

No.	Precursor	Structure	Name
D40	Int. B101		Ethyl [2-(2,3-difluorobenzylthio)-7-fluoro-4-oxo-4H-quinolin-1-yl]acetate
D41	Int. B102		Ethyl [5-(2,3-difluorobenzylthio)-7-oxo-7H-thieno[3,2-b]pyridin-4-yl]-acetate
D42	Int. B103		Ethyl [5-(2,3-difluorobenzylthio)-7-oxo-7H-thieno[2,3-b]pyridin-4-yl]-acetate
D43	Int. B104		Ethyl [6-(2,3-difluorobenzylthio)-2-methyl-4-oxo-2,4-dihydropyrazolo[3,4-b]pyridin-7-yl]acetate
D44	Int. B105		Ethyl [2-(2,3-difluorobenzylthio)-4-oxo-4H-[1,8]naphthyridin-1-yl]acetate

Intermediate D50 — Ethyl [6-(2-(2,3-difluorophenyl)ethyl)-2-ethyl-4-oxo-2,4-
5 dihydropyrazolo[3,4-b]pyridin-7-yl]acetate

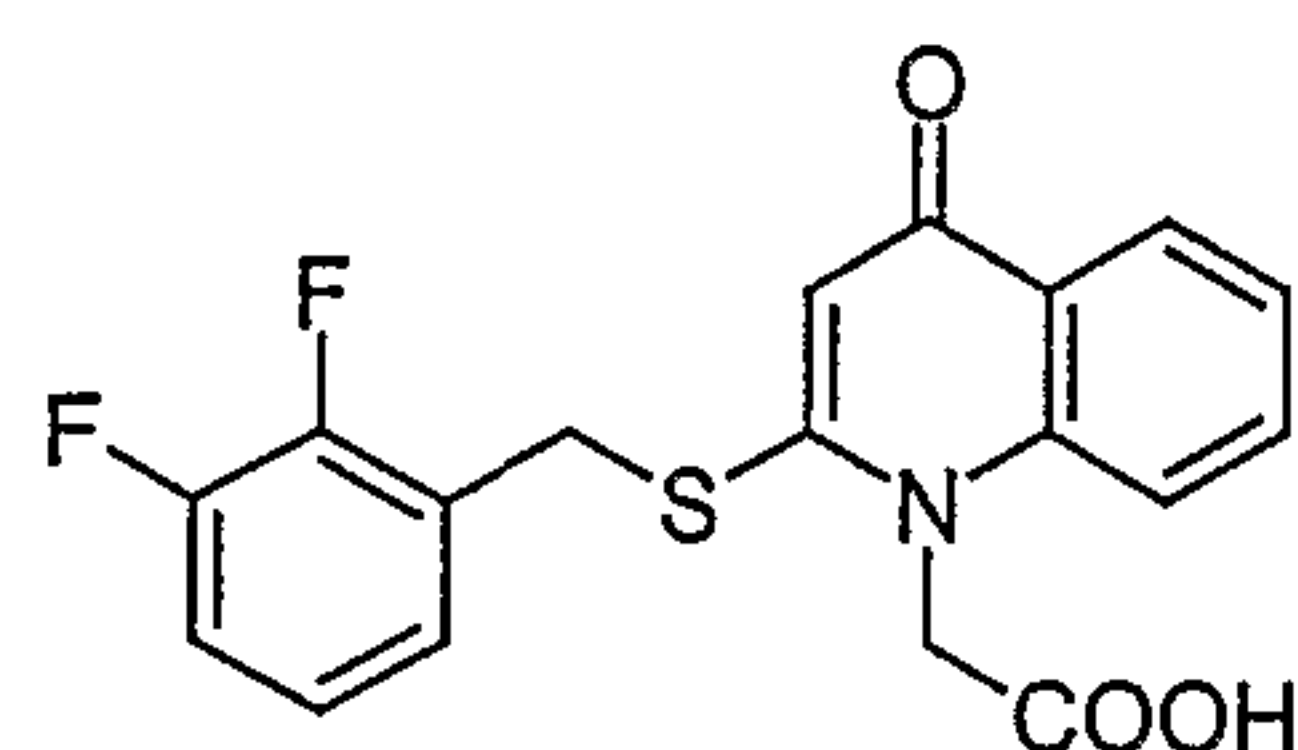


A mixture of Intermediate B92 (0.120g, 1 equiv), potassium carbonate (0.070g, 1.5 equiv) and iodoethane (1 equiv) in dry DMF (1.5ml) was stirred at room temperature for 4 days. Ethyl acetate was added, the solution was washed with aq. sodium bicarbonate, then dried and evaporated. Chromatography (silica, 0-10% methanol in dichloromethane) gave the title compound as a brown solid (0.1g, 77%). ¹H-NMR (CDCl₃) δ 1.28 (3H, t), 1.54 (3H, t), 2.82 (2H, m), 3.02 (2H, m), 4.21-4.28 (4H, 2xq), 4.93 (2H, s), 5.96 (1H, s), 6.93-7.08 (3H, m), 8.01 (1H, s); MS (APCI+) found (M+1) = 390; C₂₀H₂₁F₂N₃O₃ requires 389.

The following intermediate was prepared by the method of Intermediate 50:

No.	Precursor	Structure	Name
D51	Int. B92, 2-iodo-propane		Ethyl [6-(2-(2,3-difluorophenyl)ethyl)-2-isopropyl-4-oxo-2,4-dihydropyrazolo[3,4-b]pyridin-7-yl]acetate
D52	Int. B92, 1-bromo-2-methoxy-ethane		Ethyl [6-(2-(2,3-difluorophenyl)ethyl)-2-(2-methoxyethyl)-4-oxo-2,4-dihydropyrazolo[3,4-b]pyridin-7-yl]acetate

Intermediate E1 — [2-(2,3-Difluorobenzylthio)-4-oxo-4H-quinolin-1-yl]acetic acid

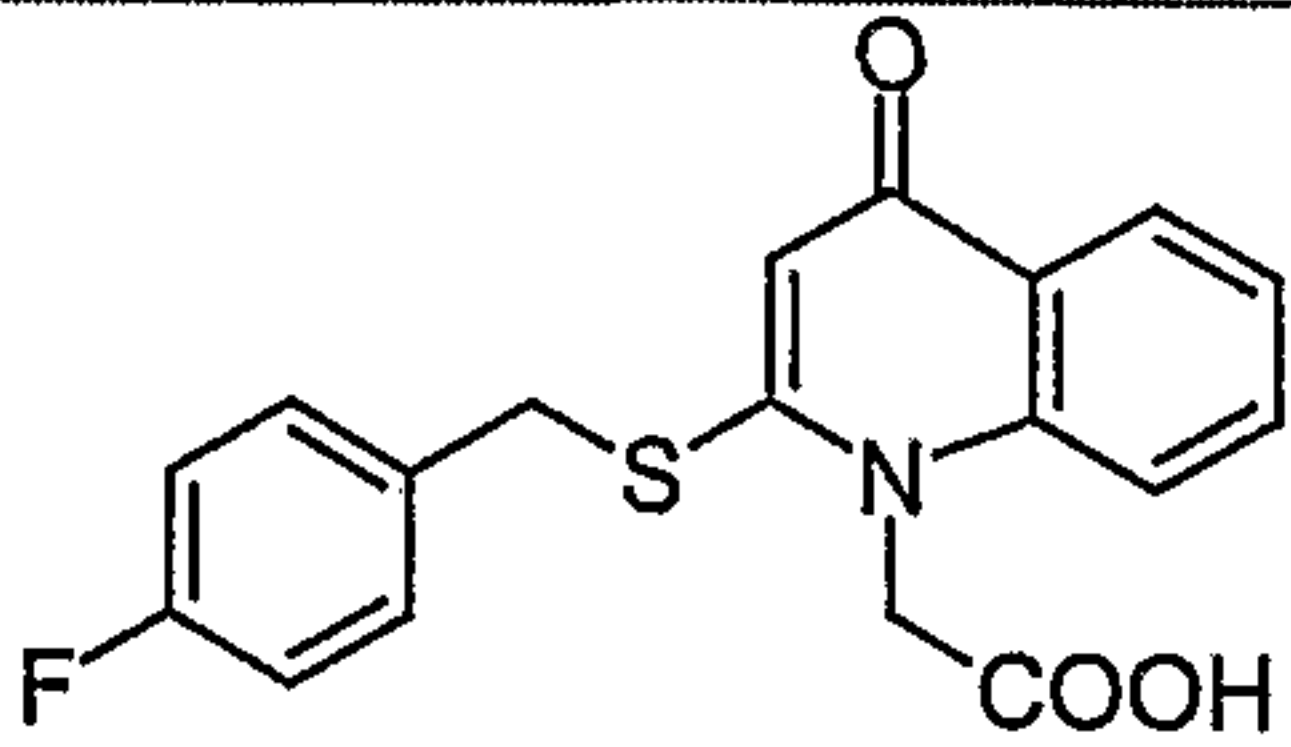
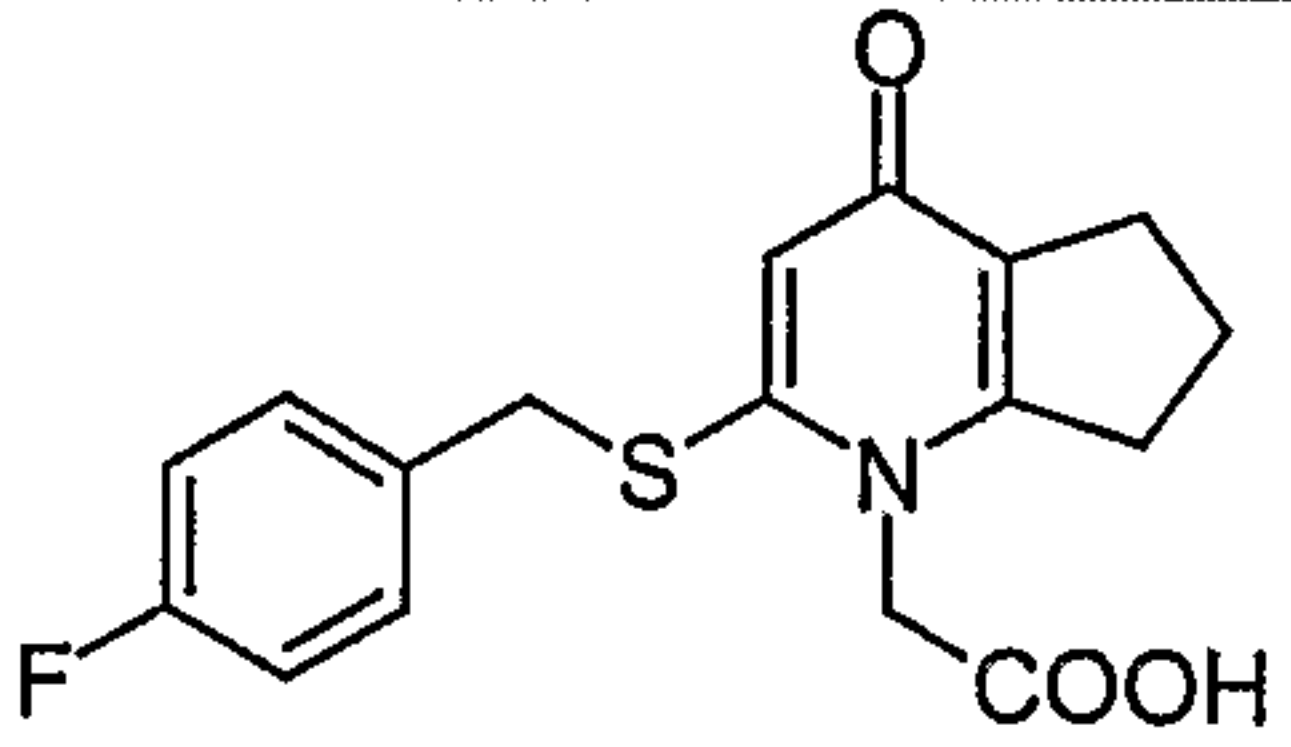
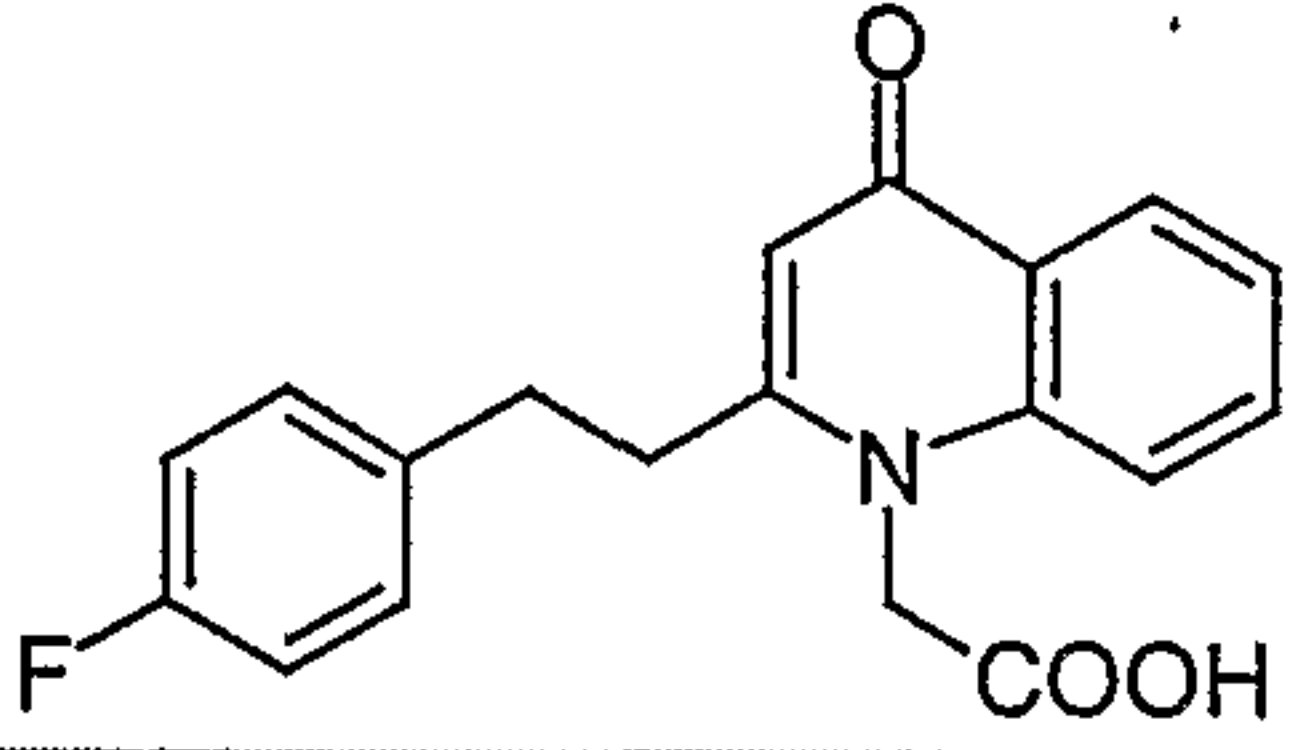
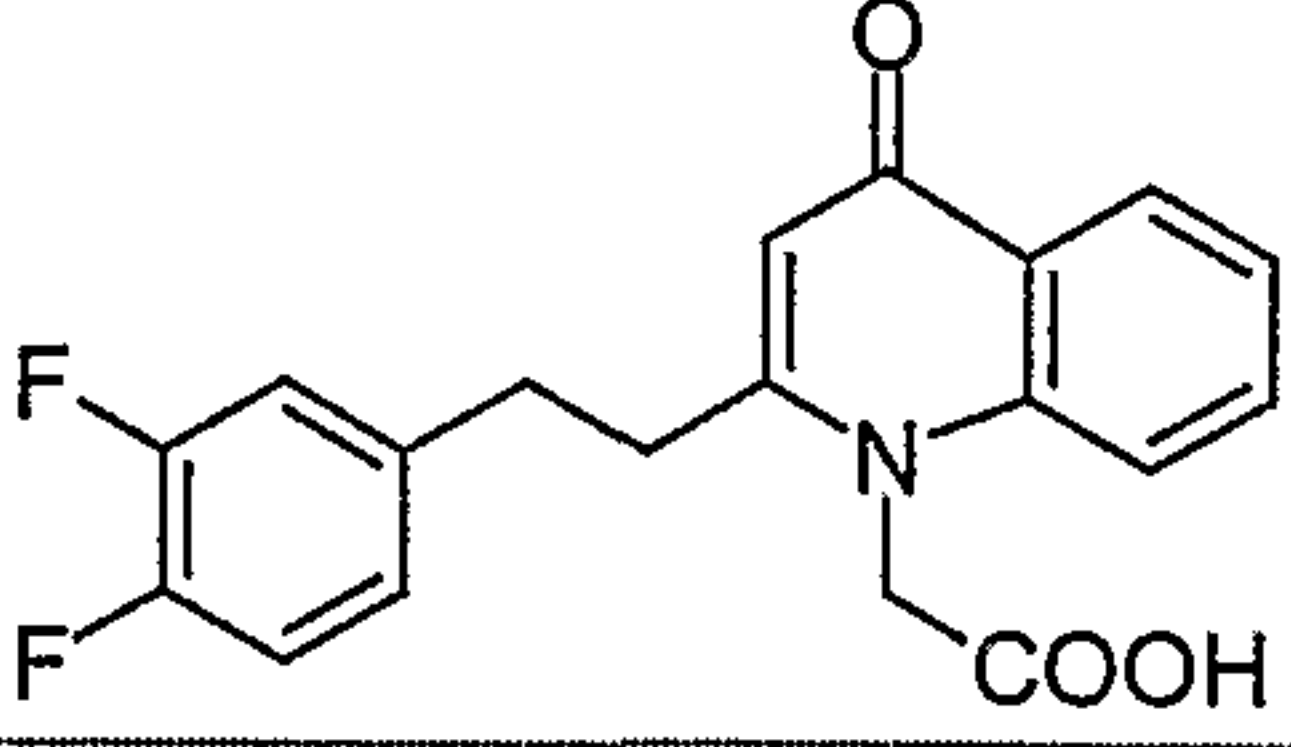
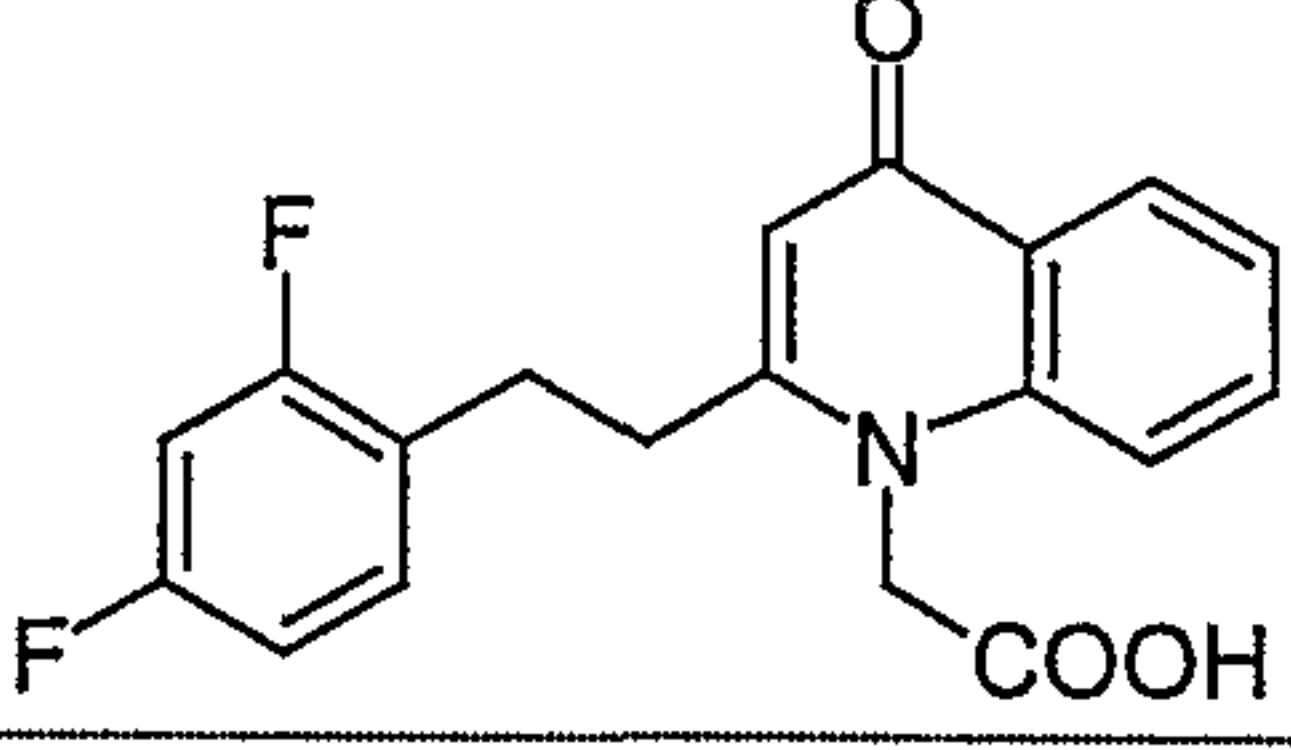
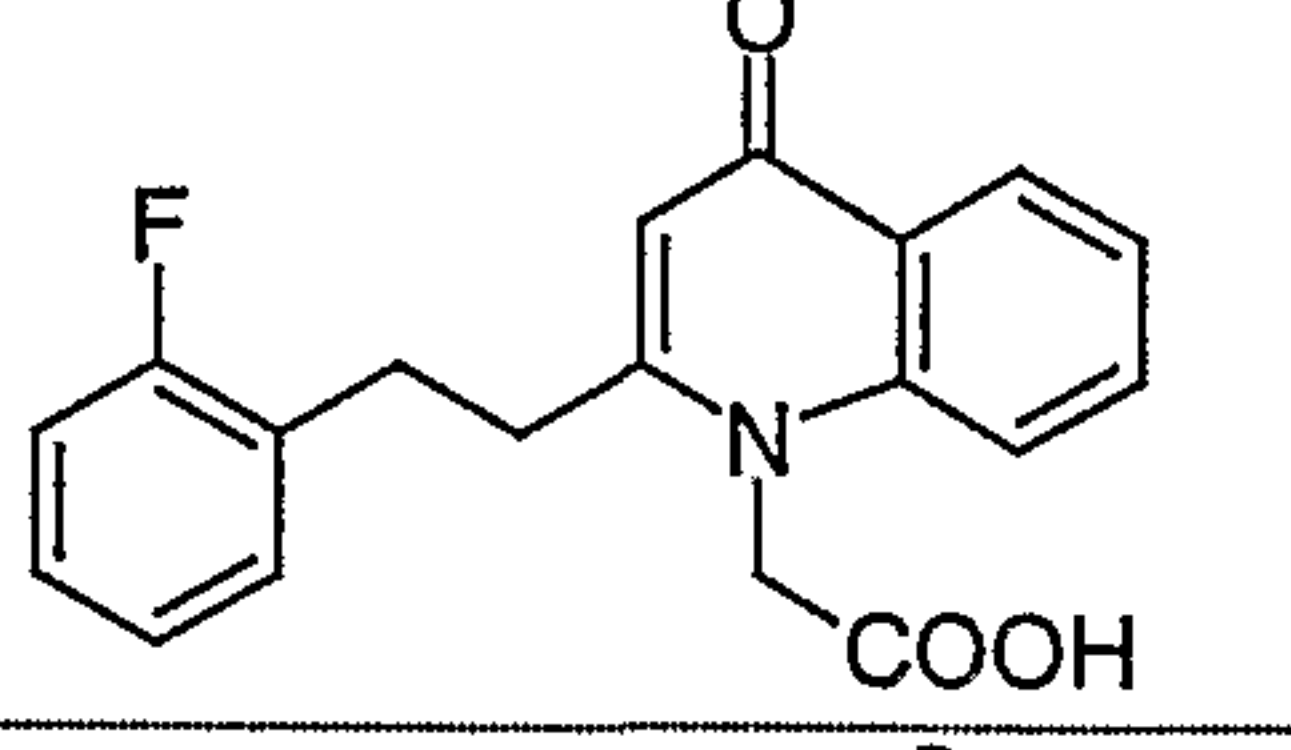
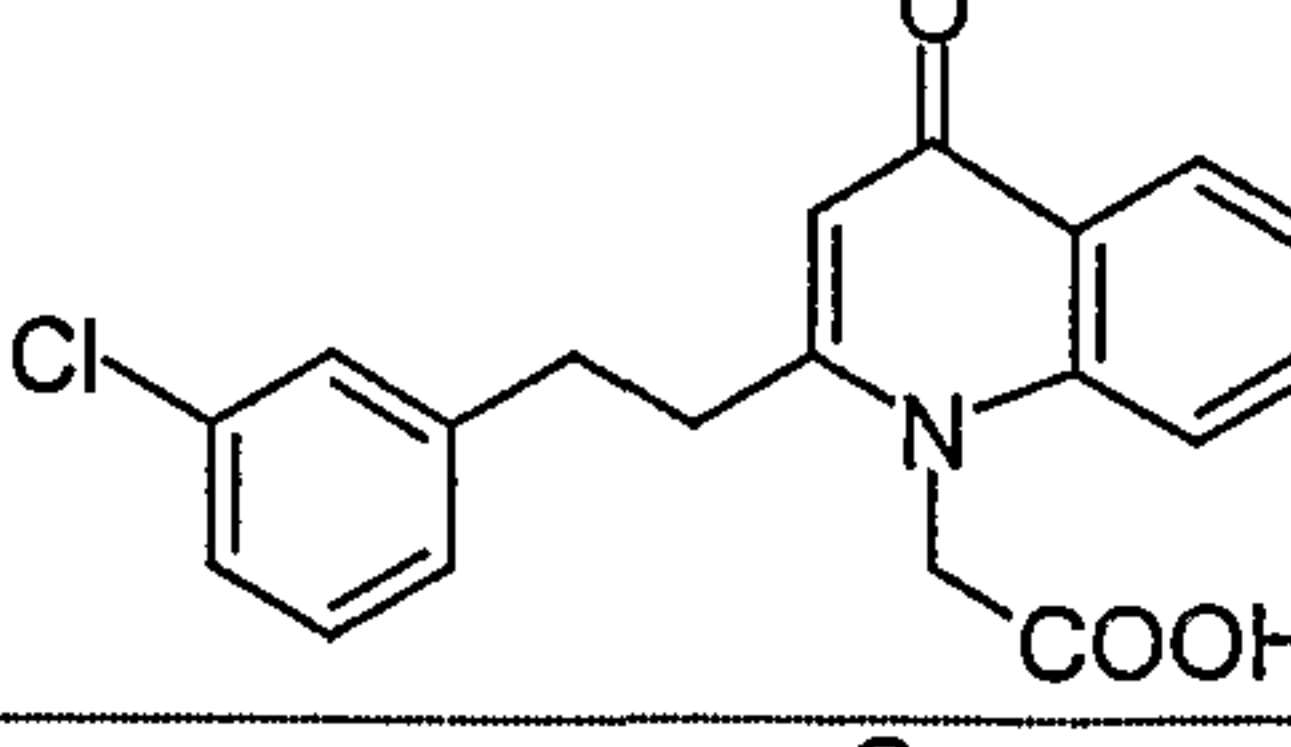
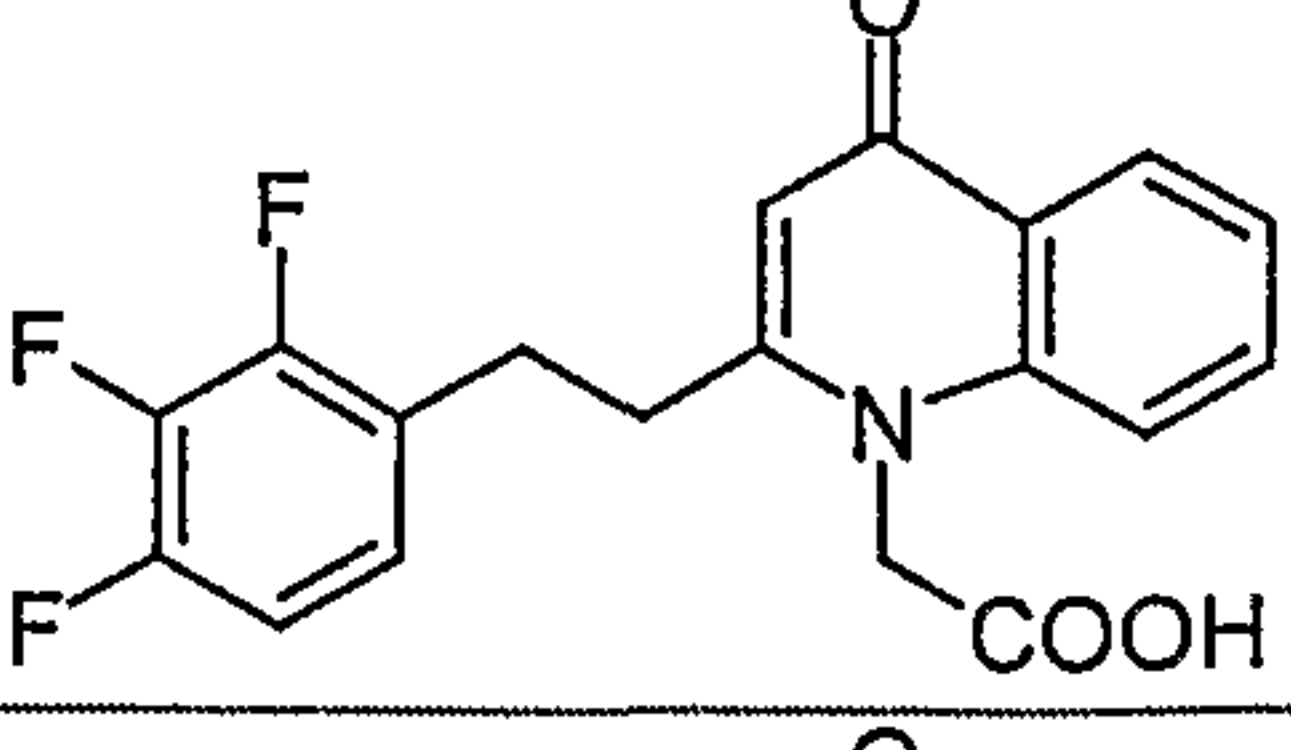
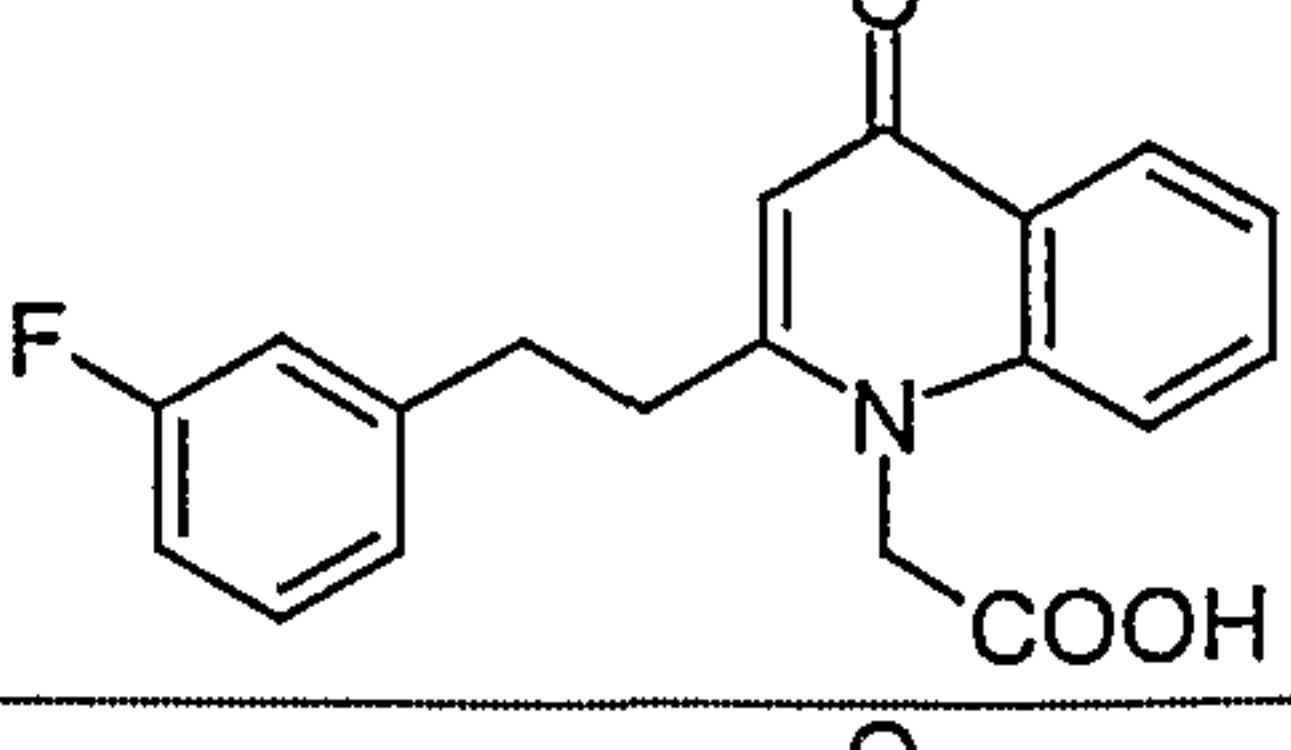
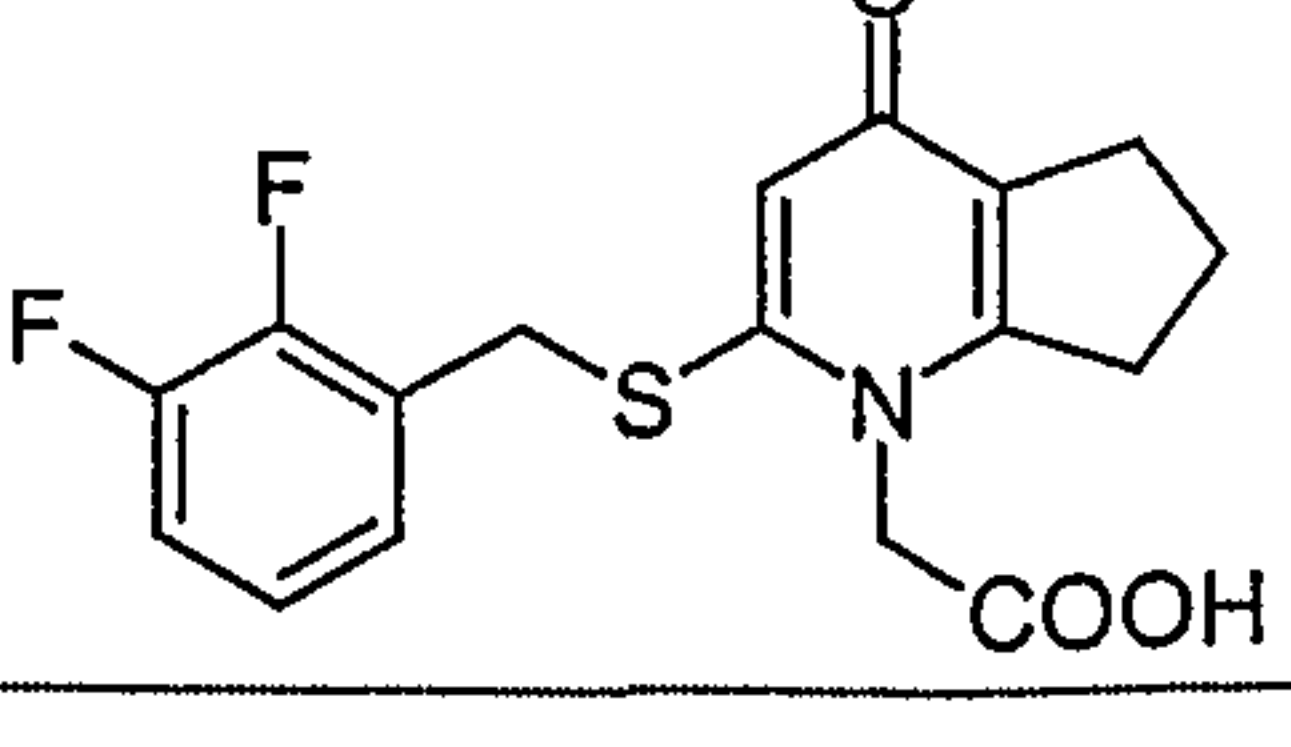


(a) Trifluoroacetic acid (0.5ml) was added to a solution of Int. D1 (0.193g) in dichloromethane (5ml) under argon, and stirred overnight at room temperature. Evaporation of the solvent and trituration with ether gave the title compound as a white solid (0.153g).

(b) To a solution of Int. D25 (21.56g, 0.055mol) in dioxan (200ml) was added sodium hydroxide (6.0g, 0.15mol) in water (200ml) and the solution stirred for 2.5h then concentrated. The residues were dissolved in water and acidified to pH 2 with 2M hydrochloric acid and the precipitate collected and washed sequentially with water, ether and then hexane. The solids were dried *in vacuo* at 40°C to provide the title compound (20.0g, 100%). ¹H-NMR (d₆-DMSO) δ 4.5 (2H, s), 5.2 (2H, br s), 6.3 (1H, s), 7.18 (1H, m), 7.3 (1H, m), 7.4 (2H, m), 7.6 (1H, d, J=8.5Hz), 7.7 (1H, t, J=8Hz), 8.1 (1H, d, J=8Hz). MS (APCI+) found (M+1) = 362; C₁₈H₁₃F₂NO₃S requires 361.

The following intermediates were prepared by the method of Intermediate E1(a):

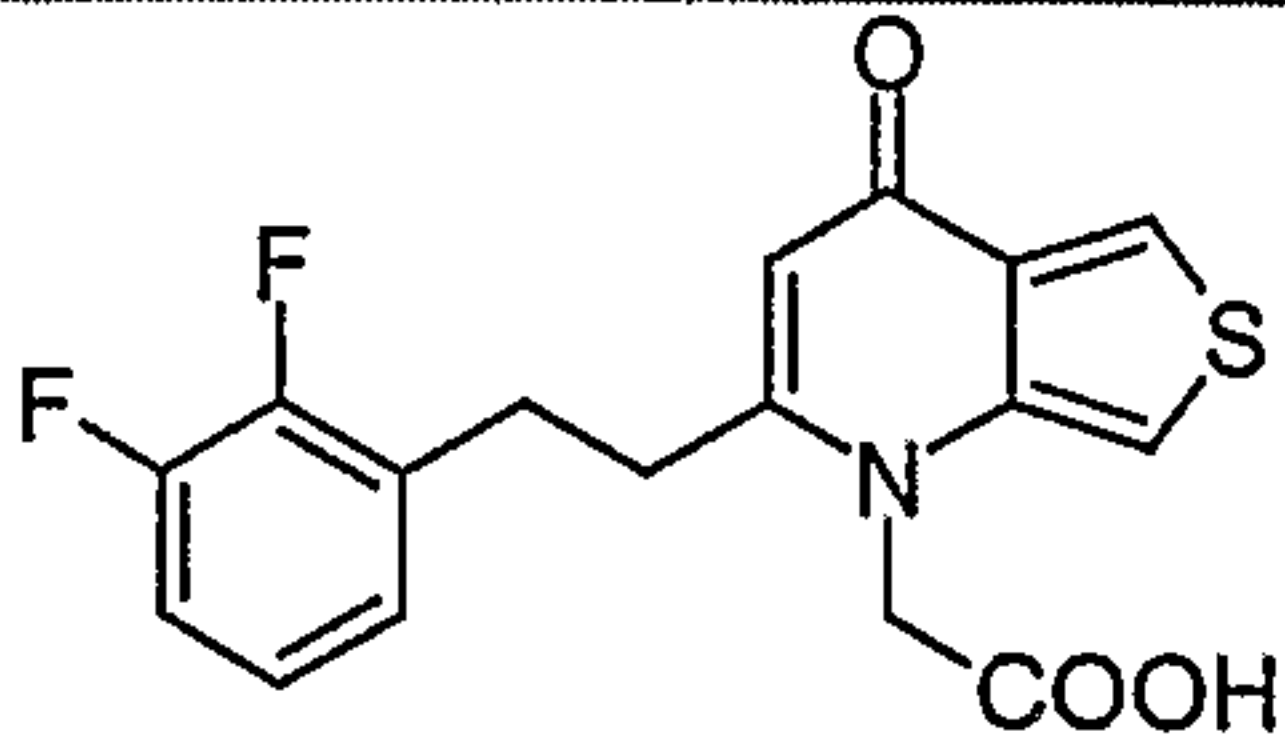
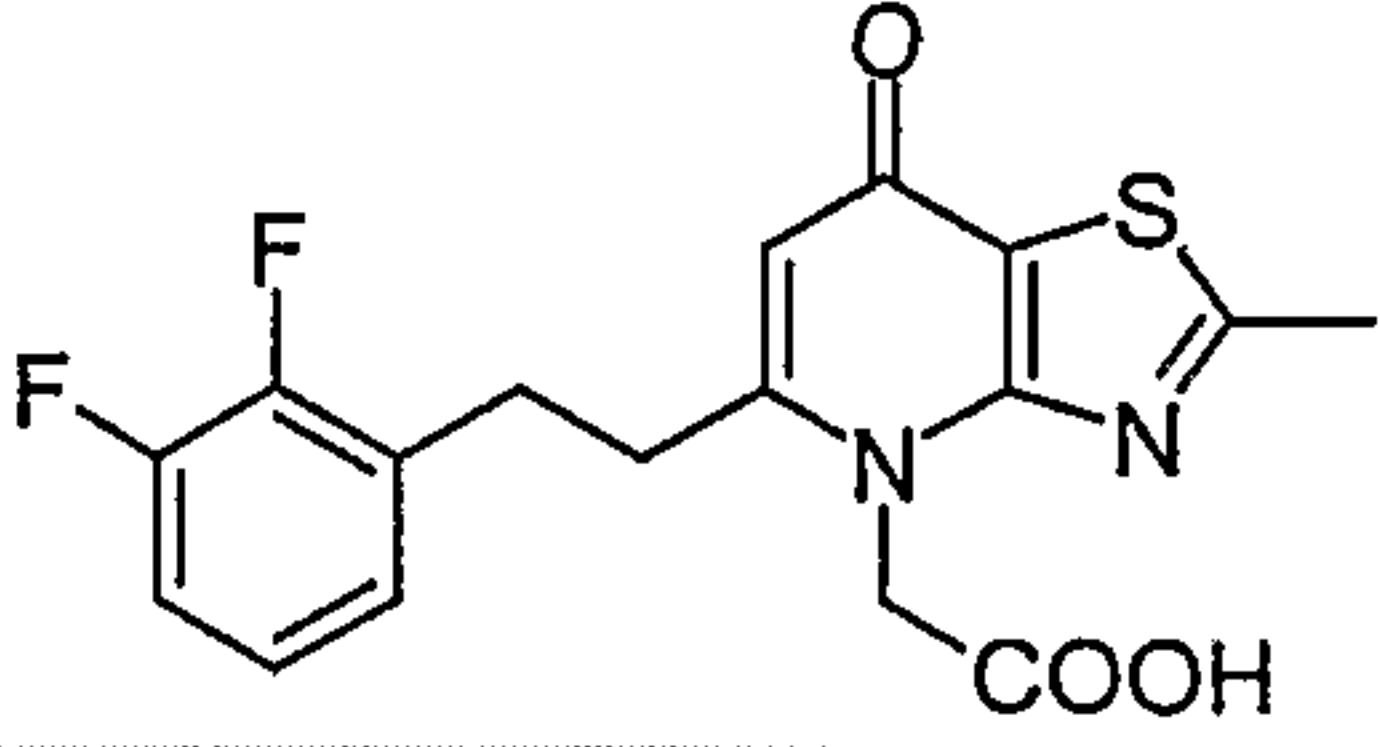
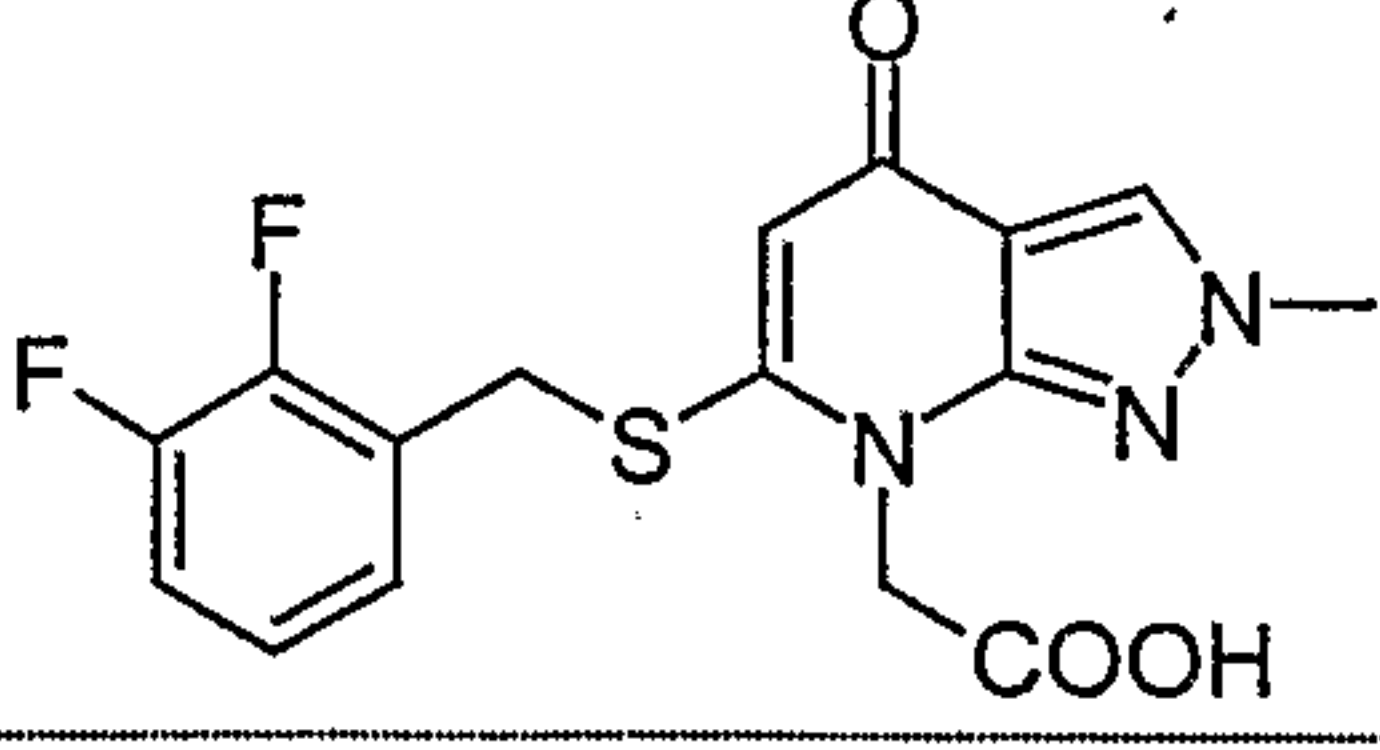
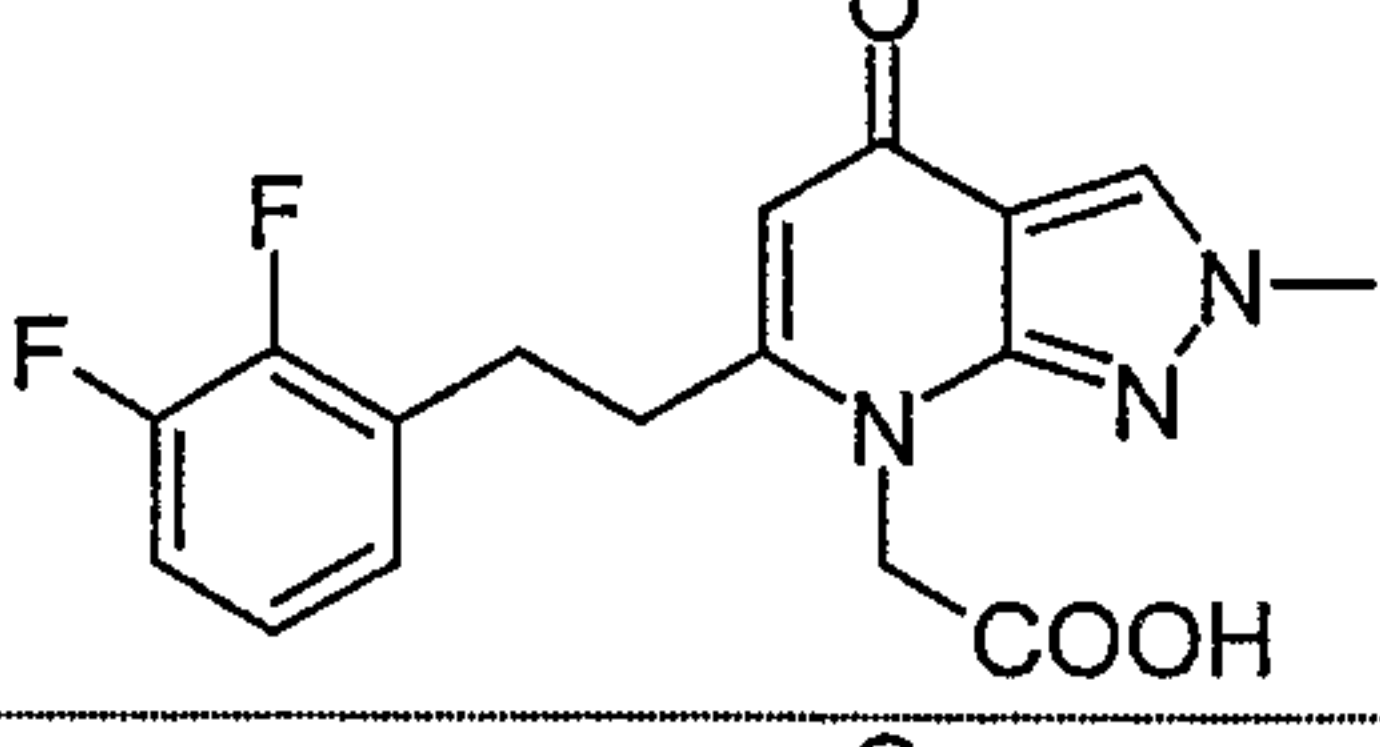
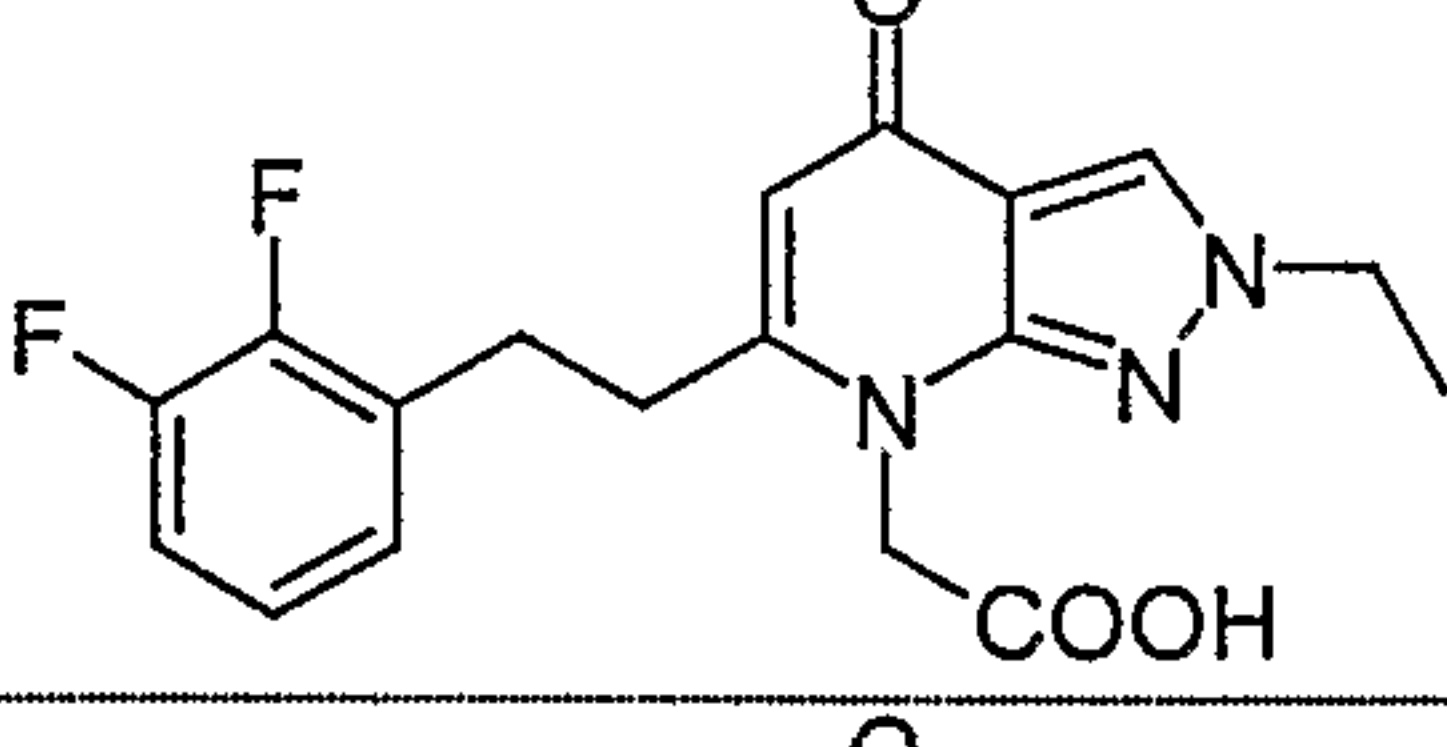
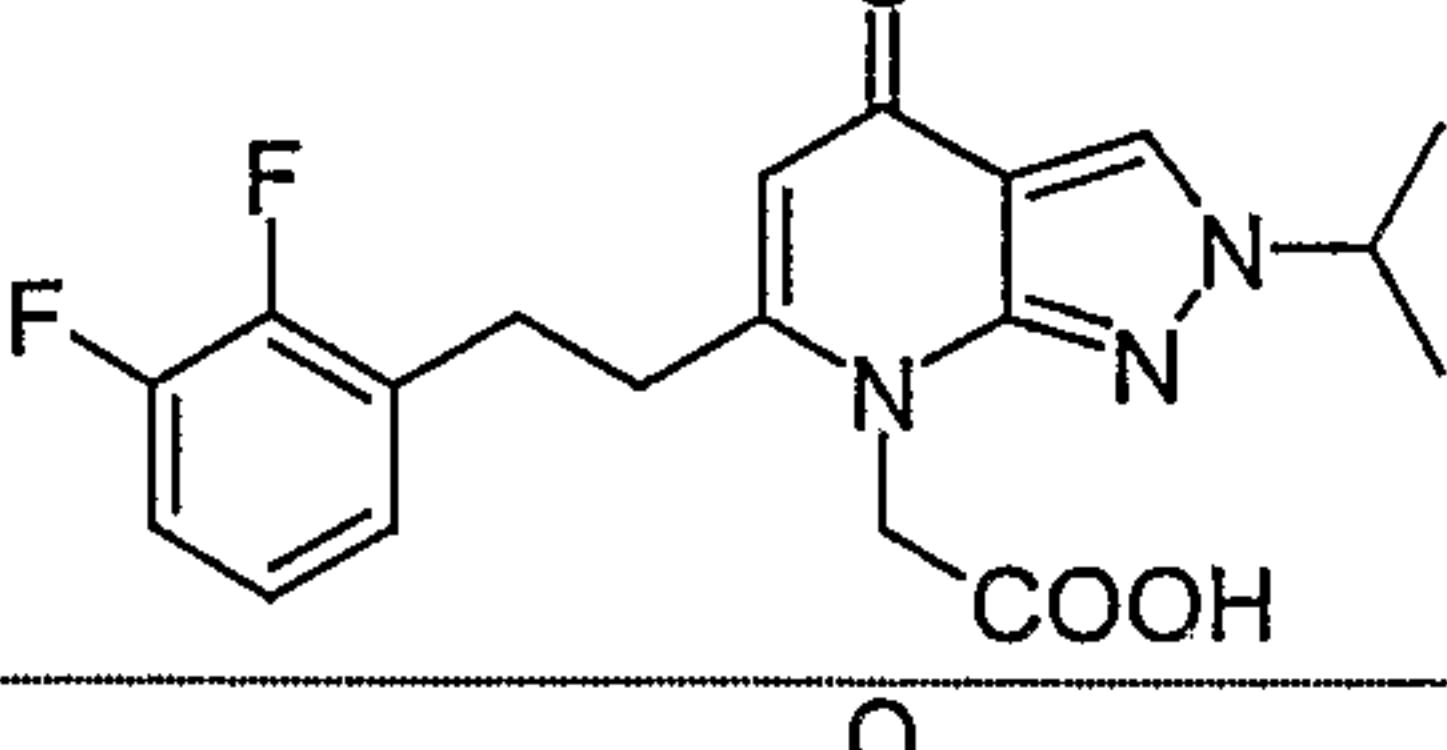
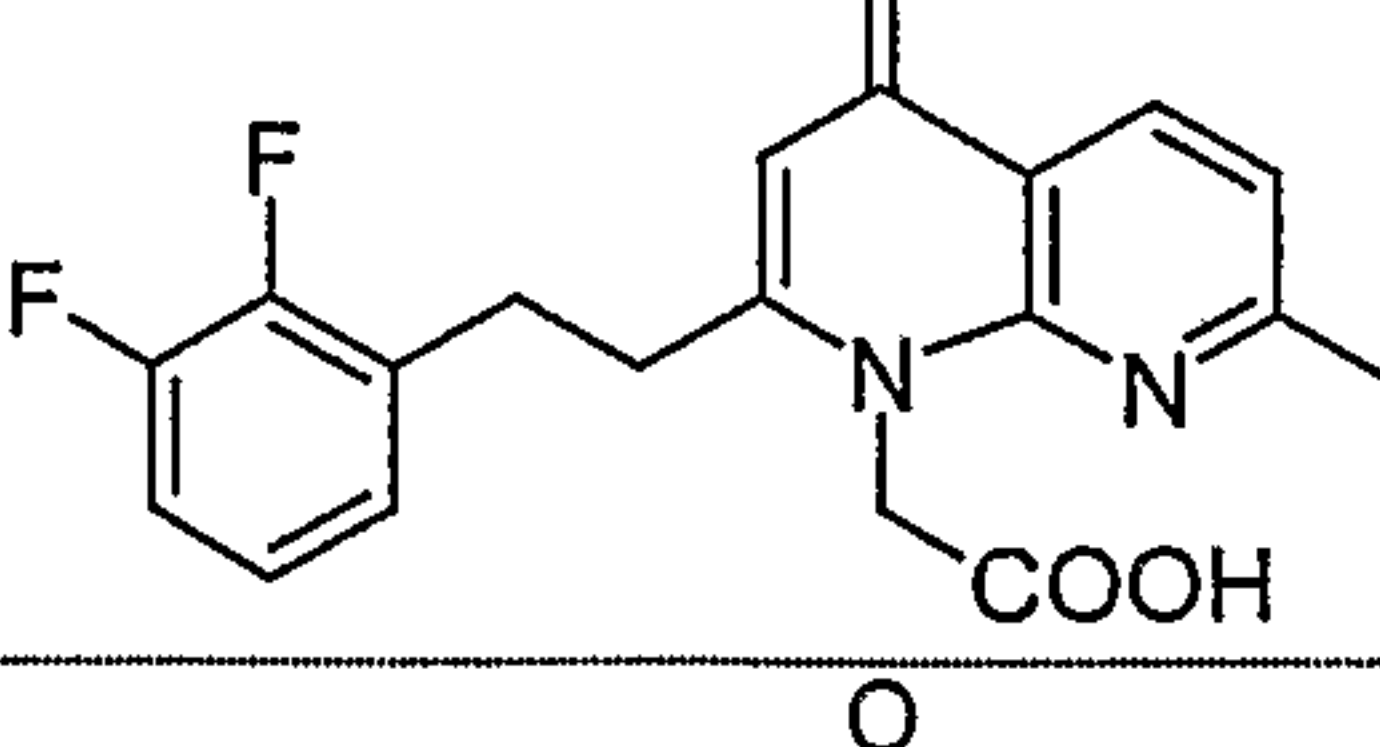
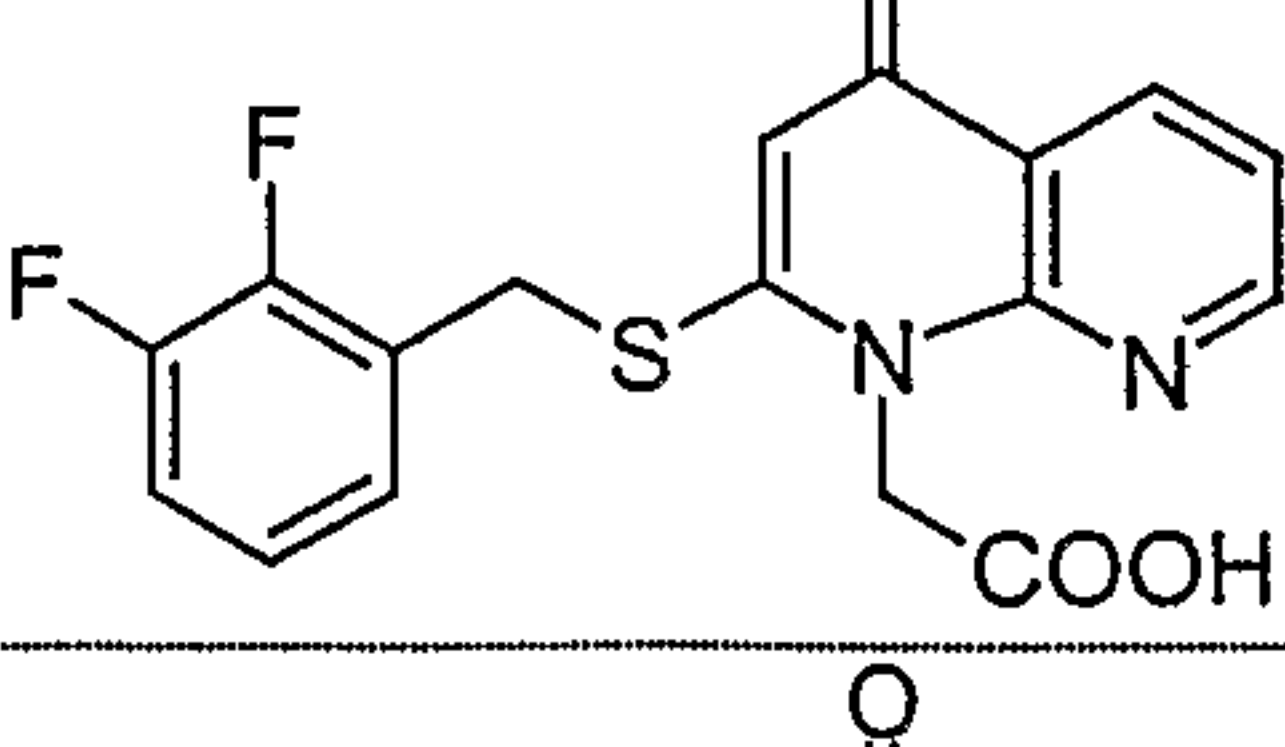
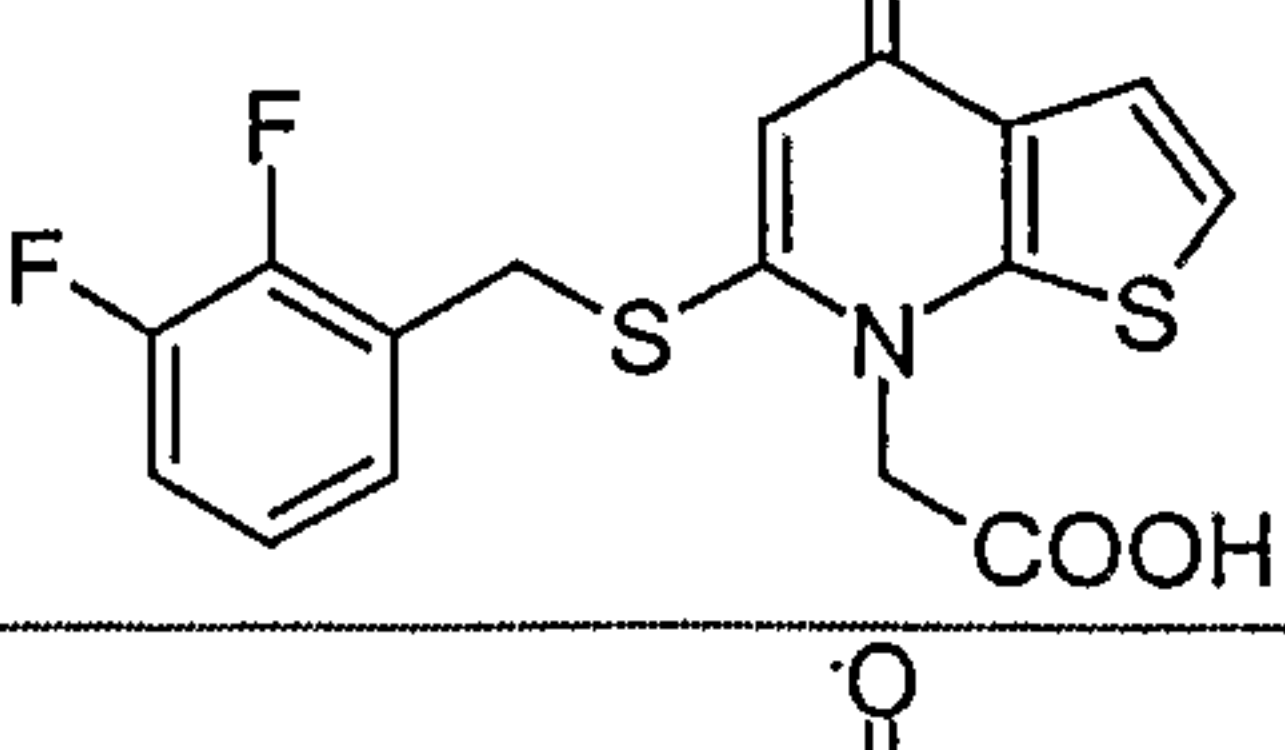
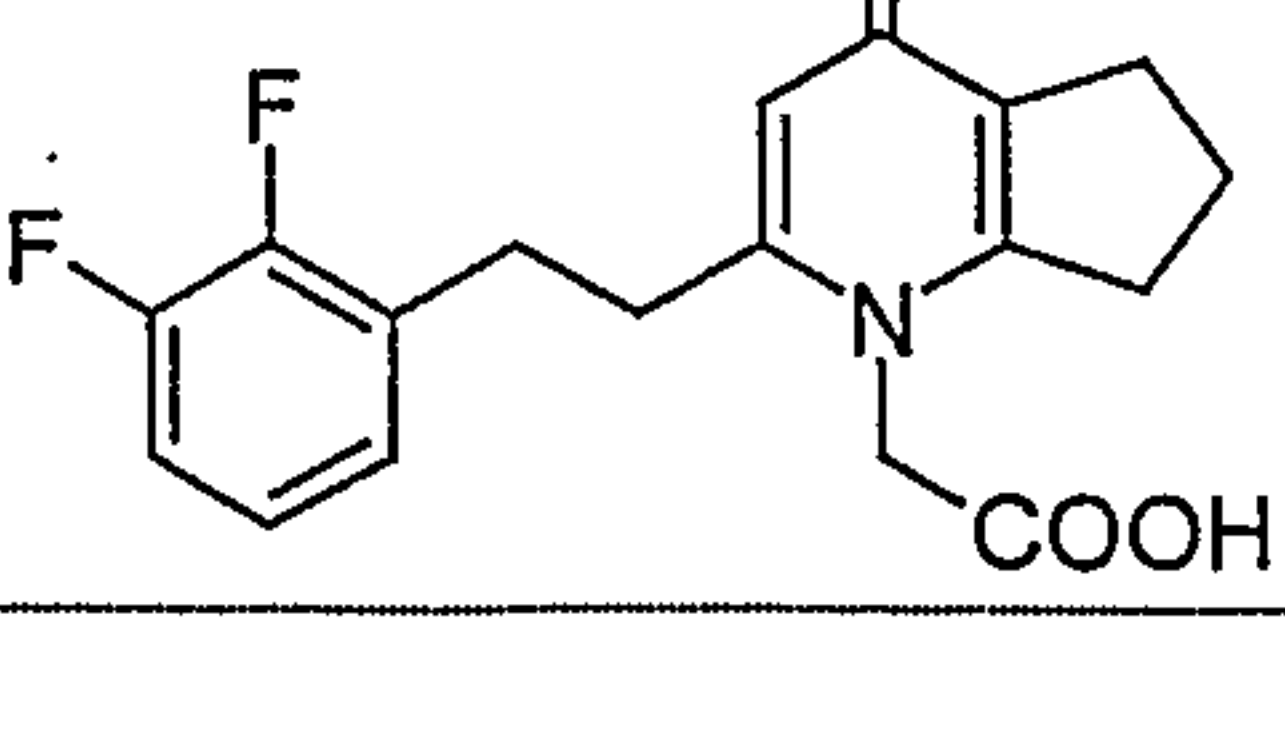
No.	Precursor	Structure	Name
E2	Int. D2		[2-(2-(2,3-Difluorophenyl)ethyl)-4-oxo-4H-quinolin-1-yl]-acetic acid

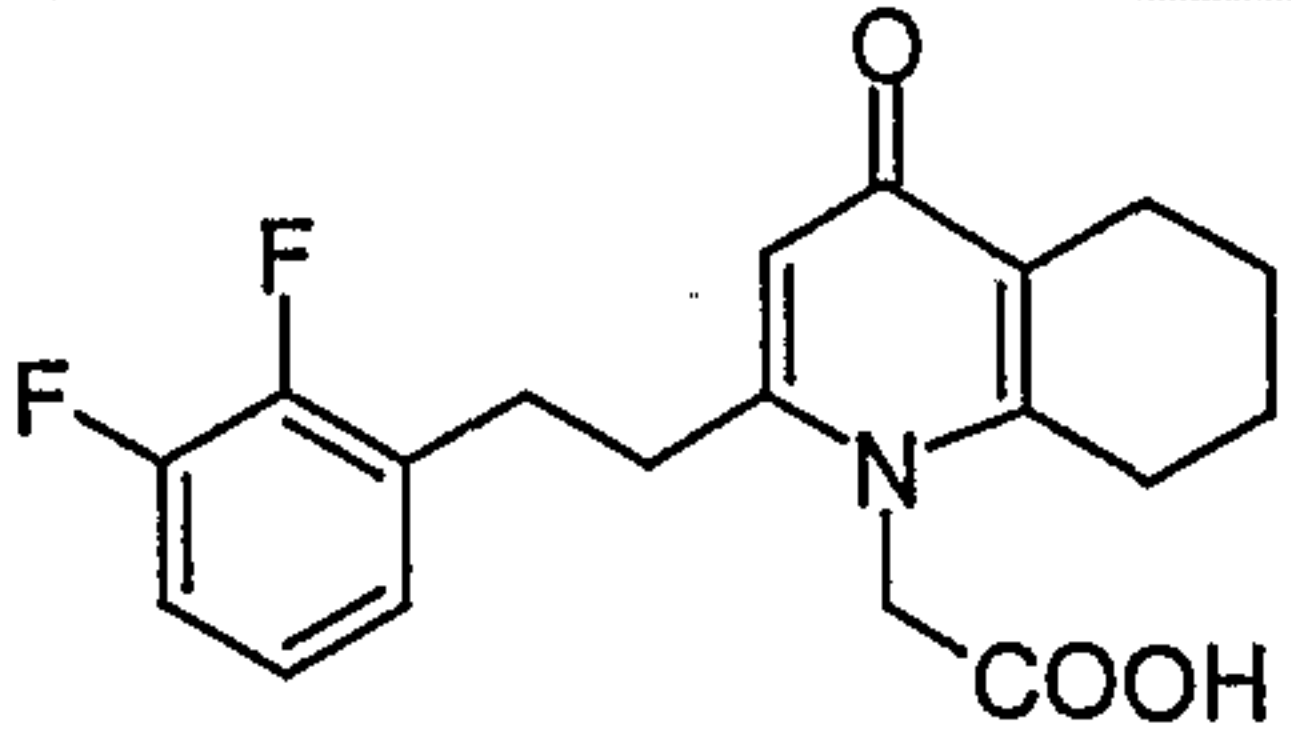
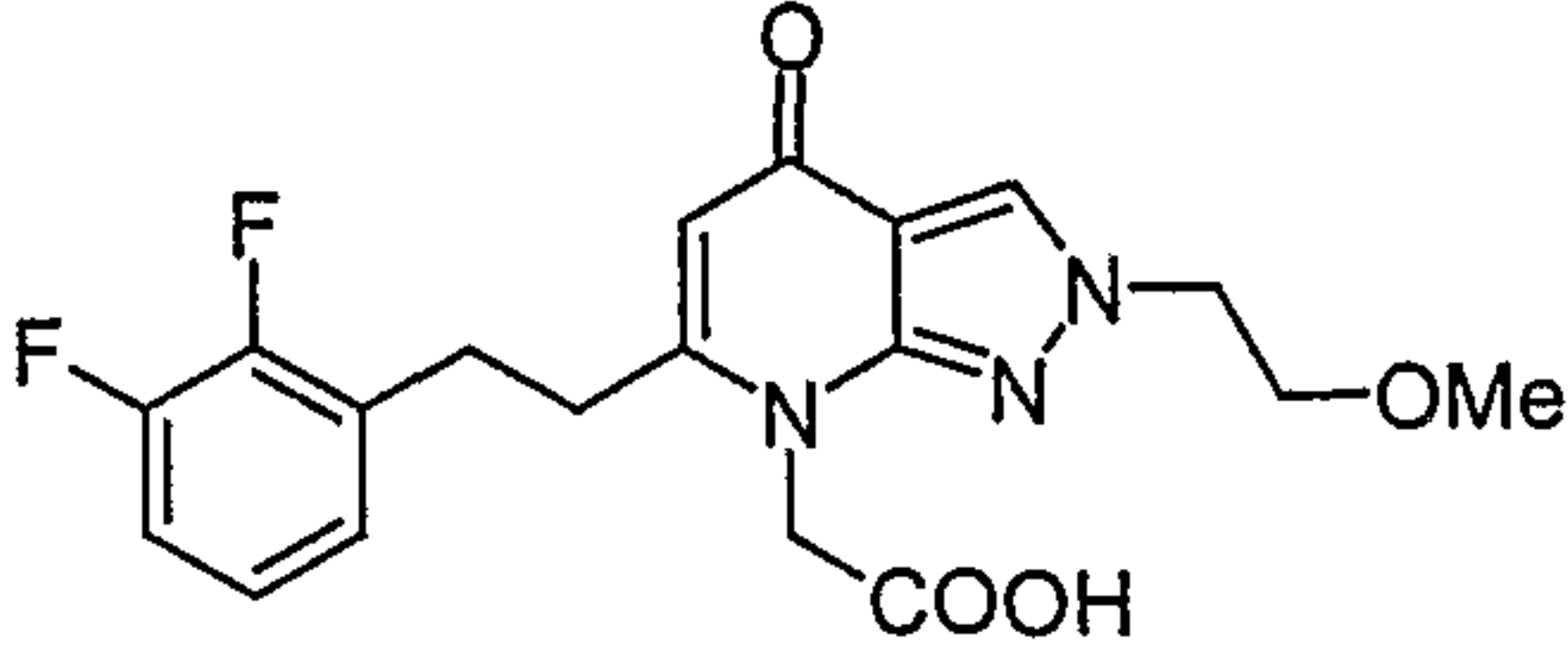
E3	Int. D3		[2-(4-Fluorobenzylthio)-4-oxo-4 <i>H</i> -quinolin-1-yl]-acetic acid
E4	Int. D20		[2-(4-Fluorobenzylthio)-4-oxo-4,5,6,7-tetrahydro-[1]pyridin-1-yl]-acetic acid
E5	Int. D4		[2-(2-(4-Fluorophenyl)ethyl)-4-oxo-4 <i>H</i> -quinolin-1-yl]-acetic acid
E6	Int. D5		[2-(2-(3,4-Difluorophenyl)ethyl)-4-oxo-4 <i>H</i> -quinolin-1-yl]-acetic acid
E7	Int. D6		[2-(2-(2,4-Difluorophenyl)ethyl)-4-oxo-4 <i>H</i> -quinolin-1-yl]-acetic acid
E8	Int. D7		[2-(2-(2-Fluorophenyl)ethyl)-4-oxo-4 <i>H</i> -quinolin-1-yl]-acetic acid
E9	Int. D8		[2-(2-(3-Chlorophenyl)ethyl)-4-oxo-4 <i>H</i> -quinolin-1-yl]-acetic acid
E10	Int. D9		[2-(2-(2,3,4-Trifluorophenyl)ethyl)-4-oxo-4 <i>H</i> -quinolin-1-yl]-acetic acid
E11	Int. D10		[2-(2-(3-Fluorophenyl)ethyl)-4-oxo-4 <i>H</i> -quinolin-1-yl]-acetic acid
E12	Int. D13		[2-(2,3-difluorobenzylthio)-4-oxo-5,6-trimethylenepyridin-1-yl]acetic acid

E13	Int. D11		[5-(2-(2,3-difluorophenyl)ethyl)-2-methyl-7-oxo-2,7-dihydropyrazolo[4,3-b]pyridin-4-yl]-acetic acid
E14	Int. D12		[5-(2-(2,3-difluorophenyl)ethyl)-1-methyl-7-oxo-1,7-dihydropyrazolo[4,3-b]pyridin-4-yl]-acetic acid

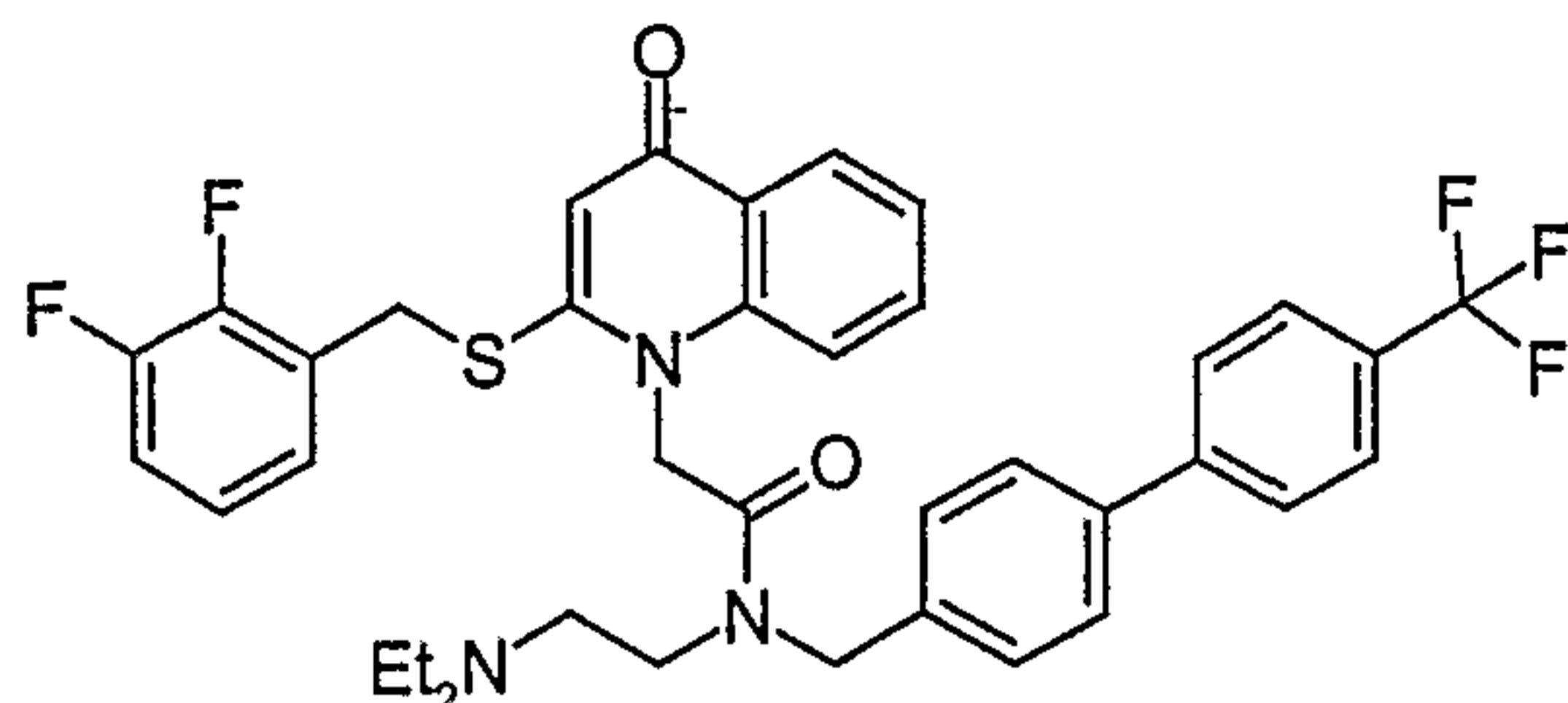
The following intermediates were prepared by the method of Intermediate E1(b):

No.	Precursor	Structure	Name
E2	Int. D14		(2-(2-(2,3-difluorophenyl)ethyl)-4-oxo-4H-quinolin-1-yl)acetic acid
E21	Int. D26		(2-[2-(2,3-difluorophenyl)ethyl]-4-oxo-4H-[1,8]naphthyridin-1-yl)acetic acid
E22	Int. D40		[2-(2,3-difluorobenzylthio)-7-fluoro-4-oxo-4H-quinolin-1-yl]acetic acid
E23	Int. D27		[2-(2-(2,3-difluorophenyl)ethyl)-5-ethyl-4-oxo-4H-pyridin-1-yl]acetic acid
E24	Int. D28		[2-(2-(2,3-difluorophenyl)ethyl)-5,6-dimethyl-4-oxo-4H-pyridin-1-yl]acetic acid
E25	Int. D41		[5-(2,3-difluorobenzylthio)-7-oxo-7H-thieno[3,2-b]pyridin-4-yl]acetic acid
E26	Int. D29		5-[2-(2-(2,3-difluorophenyl)ethyl)-2-methyl-7-oxo-7H-thieno[3,2-b]pyridin-4-yl]acetic acid

E27	Int. D30		[2-(2-(2,3-difluorophenyl)ethyl)-4-oxo-4 <i>H</i> -thieno[3,4- <i>b</i>]pyridin-1-yl]-acetic acid
E28	Int. D31		[5-(2-(2,3-difluorophenyl)ethyl)-2-methyl-7-oxo-7 <i>H</i> -thiazolo[4,5- <i>b</i>]pyridin-4-yl]acetic acid
E29	Int. D43		[6-(2,3-difluorobenzylthio)-2-methyl-4-oxo-2,4-dihydropyrazolo[3,4- <i>b</i>]pyridin-7-yl]acetic acid
E30	Int. D32		[6-(2-(2,3-difluorophenyl)ethyl)-2-methyl-4-oxo-4 <i>H</i> -pyrazolo[3,4- <i>b</i>]pyridin-7-yl]acetic acid
E31	Int. D50		[6-(2-(2,3-difluorophenyl)ethyl)-2-ethyl-4-oxo-2,4-dihydropyrazolo[3,4- <i>b</i>]pyridin-7-yl]-acetic acid
E32	Int. D51		[6-(2-(2,3-difluorophenyl)ethyl)-2-isopropyl-4-oxo-2,4-dihydropyrazolo[3,4- <i>b</i>]pyridin-7-yl]acetic acid
E33	Int. D15		[2-(2-(2,3-difluorophenyl)ethyl)-7-methyl-4-oxo-4 <i>H</i> -[1,8]naphthyridin-1-yl]acetic acid
E34	Int. D44		[2-(2,3-difluorobenzylthio)-4-oxo-4 <i>H</i> -[1,8]naphthyridin-1-yl]acetic acid
E35	Int. D42		[5-(2,3-difluorobenzylthio)-7-oxo-7 <i>H</i> -thieno[2,3- <i>b</i>]pyridin-4-yl]acetic acid
E36	Int. D33		[2-(2-(2,3-difluorophenyl)ethyl)-4-oxo-5,6-trimethylenepyridin-1-yl]-acetic acid

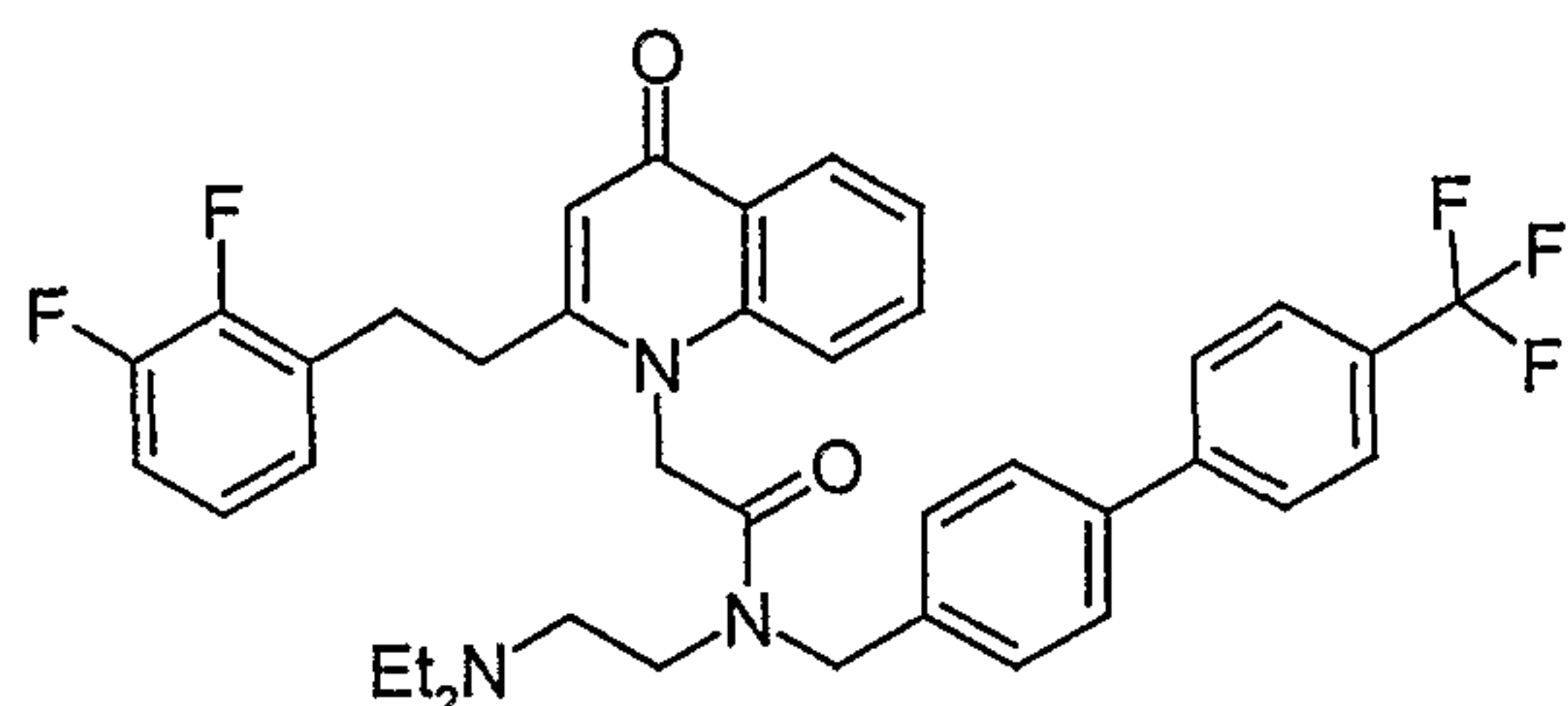
E37	Int. D34		[2-(2-(2,3-difluorophenyl)ethyl)-4-oxo-5,6-tetramethylenepyridin-1-yl]-acetic acid
E38	Int. D52		[6-(2-(2,3-difluorophenyl)ethyl)-2-(2-methoxyethyl)-4-oxo-2,4-dihydropyrazolo[3,4-b]pyridin-7-yl]acetic acid

Example 1 — *N*-(2-Diethylaminoethyl)-2-[2-(2,3-difluorobenzylthio)-4-oxo-4*H*-quinolin-1-yl]-*N*-(4'-trifluoromethylbiphenyl-4-ylmethyl)acetamide bitartrate



A mixture of 2-(2-(2,3-difluorobenzylthio)-4-oxo-4*H*-quinolin-1-yl)acetic acid (Int. E1) (0.15g, 1 equiv),
 5 *N,N*-diethyl-*N'*-(4'-trifluoromethylbiphenyl-4-ylmethyl)ethane-1,2-diamine (Int. A2) (0.145g, 1 equiv),
 O-(7-azabenzotriazol-1-yl)-*N,N,N',N'*-tetramethyluronium hexafluorophosphate (HATU) (0.154g, 1.2
 equiv) and diisopropylamine (0.174ml, 2.4 equiv) in dichloromethane (10ml) was stirred at room
 temperature overnight, then washed with aqueous ammonium chloride and aqueous sodium bicarbonate.
 The organic layer was dried and evaporated, and the product purified by column chromatography (silica,
 10 4% [2M ammonia in methanol] in dichloromethane). Product fractions were evaporated to an off-white
 foam (0.201g). This free base (0.201g) was dissolved in methanol (10ml), tartaric acid (0.044g) was
 added, the mixture stirred for 5min then evaporated. Trituration with ether gave the bitartrate salt as an
 off-white solid (0.209g). ¹H-NMR (d₆-DMSO, ca 2:1 rotamer mixture) δ 1.03 (6H, m), 2.59 (6H, m),
 3.41-3.62 (2H, m), 4.26 (2H, 2x s), 4.65-4.83 (2H, m), 5.12-5.56 (2H, m), 6.44 (1H, 2x s), 6.93-7.12 (3H,
 15 m), 7.30-7.75 (11H, m), 8.41 (1H, 2x d); MS (APCI+) found (M+1) = 694; C₃₈H₃₆F₅N₃O₂S requires 693.

Example 2 — *N*-(2-Diethylaminoethyl)-2-[2-(2-(2,3-difluorophenyl)ethyl)-4-oxo-4*H*-quinolin-1-yl]-*N*-(4'-trifluoromethylbiphenyl-4-ylmethyl)acetamide

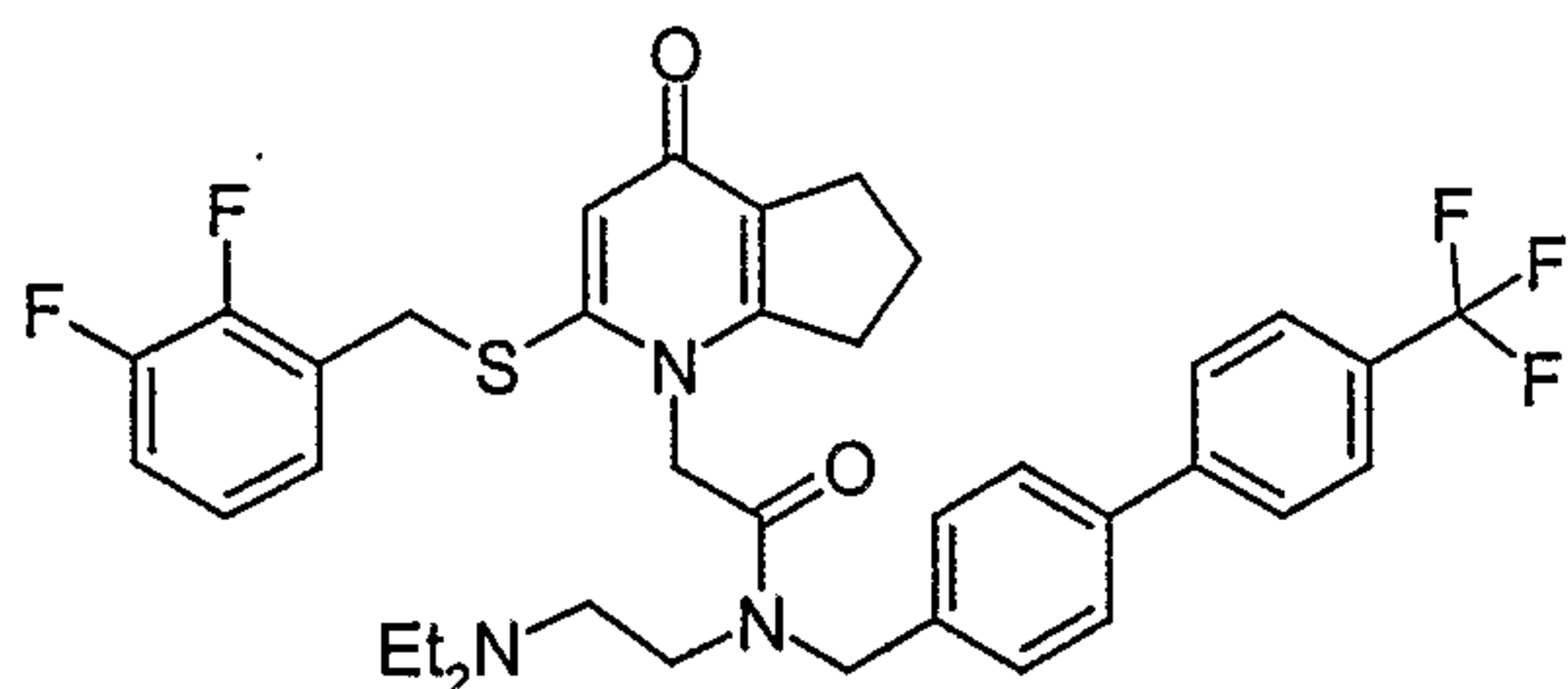


A mixture of 2-[2-(2-(2,3-difluorophenyl)ethyl)-4-oxo-4*H*-quinolin-1-yl]-acetic acid (Int. E2) (0.26g, 1
 20 equiv), *N,N*-diethyl-*N'*-(4'-trifluoromethylbiphenyl-4-ylmethyl)ethane-1,2-diamine (Int. A2) (0.265g, 1
 equiv), HATU (0.28g, 1.2 equiv) and diisopropylamine (0.32ml, 2.4 equiv) in dichloromethane (15ml)
 was stirred at room temperature overnight, then washed with aqueous ammonium chloride and aqueous
 sodium bicarbonate. The organic layer was dried and evaporated, and the product purified by column
 chromatography (silica, 2% [2M ammonia in methanol] in dichloromethane). Product fractions were
 25 evaporated to an off-white foam (0.201g). Trituration with ether gave the title compound as a white solid
 (0.476g). ¹H-NMR (d₆-DMSO, ca 2:1 rotamer mixture) δ 0.93 (6H, 2x t), 2.38-2.80 (4H, m), 2.90-3.05
 (4H, m), 3.45 (2H, m), 4.30-4.95 (4H, m), 5.23-5.58 (2H, m), 6.06 (1H, 2x s), 7.14-7.38 (7H, m), 7.50-
 7.95 (7H, m), 8.16 (1H, m); MS (APCI+) found (M+1) = 676; C₃₉H₃₈F₅N₃O₂ requires 675.

Example 3 — *N*-(2-Diethylaminoethyl)-2-[2-(2-(2,3-difluorophenyl)ethyl)-4-oxo-4*H*-quinolin-1-yl]-*N*-(4'-trifluoromethylbiphenyl-4-ylmethyl)acetamide bitartrate

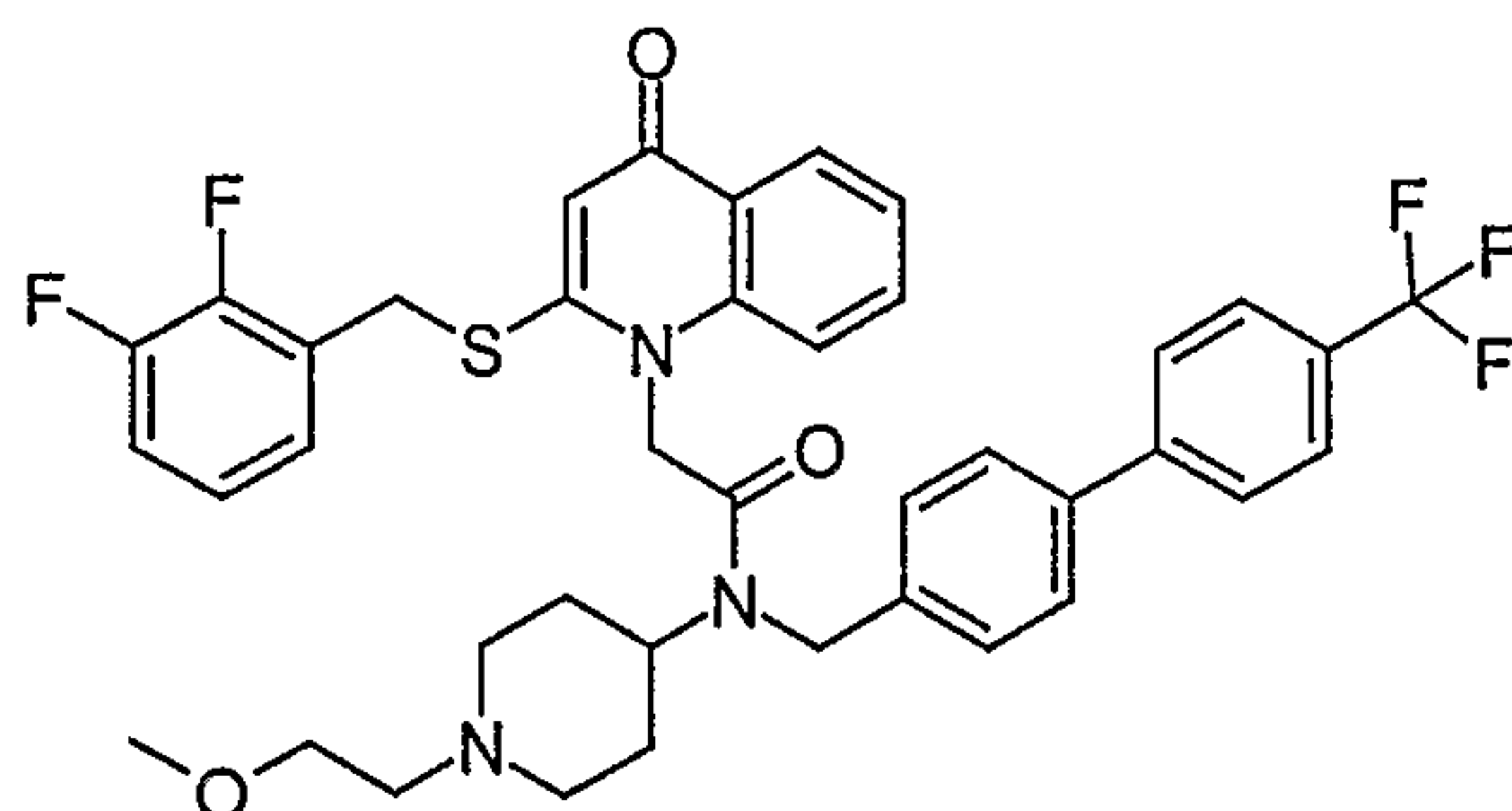
Treatment of *N*-(2-Diethylaminoethyl)-2-[2-(2-(2,3-difluorophenyl)ethyl)-4-oxo-4*H*-quinolin-1-yl]-*N*-(4'-trifluoromethylbiphenyl-4-ylmethyl)acetamide (Ex 2) with *d*-tartaric acid as for Example 1 gave the title compound as the bitartrate salt.

Example 4 — *N*-(2-Diethylaminoethyl)-2-[2-(2,3-difluorobenzylthio)-4-oxo-5,6-trimethylenepyridin-1-yl]-*N*-(4'-trifluoromethylbiphenyl-4-ylmethyl)acetamide bitartrate



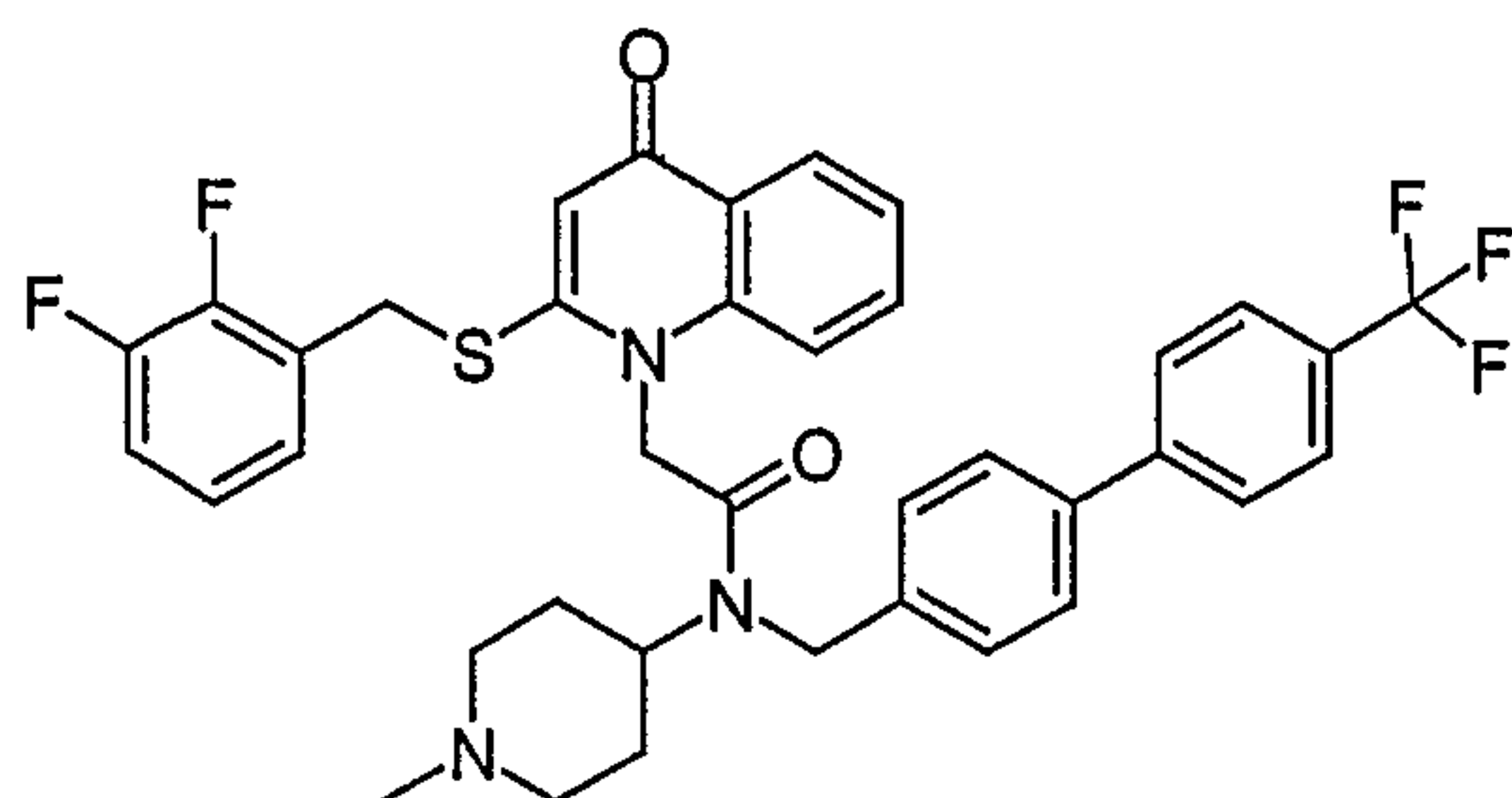
The free base was prepared from Int. E12 and Int. A2 by the method of Example 1. The bitartrate was formed as in example 1. ¹H NMR (d₆-DMSO) δ 0.93, 0.99 (6H, 2x t), 1.95 (2H, m), 2.57-2.88 (8H, m), 3.21-3.60 (4H, m), 4.21 (2H, s), 4.23, 4.29 (2H, 2x s), 4.64, 4.75 (2H, 2x s), 5.01, 5.22 (2H, 2x s), 6.15, 6.17 (1H, 2x s), 7.12-7.21 (2H, m), 7.34-7.45 (3H, m), 7.67 (1H, d), 7.71 (1H, d), 7.85 (4H, m); MS (APCI) found (M+1) = 684; C₃₇H₃₈F₅N₃O₂S requires 683.

Example 5 — *N*-(1-(2-Methoxyethyl)piperidin-4-yl)-2-[2-(2,3-difluorobenzylthio)-4-oxo-4*H*-quinolin-1-yl]-*N*-(4'-trifluoromethylbiphenyl-4-ylmethyl)acetamide



The free base was prepared from Int. E1 and Int. A42 by the method of Example 1, except using DMF as solvent in place of dichloromethane. 1.97g of this material was crystallised from *n*.butyl acetate (10ml) to give the title compound (1.35g). ¹H-NMR (CD₃OD) δ 1.7-2.05 (4H, m), 2.05-2.3 (2H, 2xt), 2.5-2.65 (2H, m), 2.95-3.1 (2H, m), 3.3 (3H, s), 3.45-3.55 (2H, m), 3.9-4.05 + 4.4-4.5 (1H, 2xm), 4.37 + 4.48 (2H, 2xs), 4.71 + 4.87 (2H, 2xbr s), 5.31 + 5.68 (2H, 2xs), 6.44 + 6.52 (1H, 2xs), 6.95-7.3 (3H, m), 7.35-7.85 (11H, m), 8.2-8.35 (1H, m); MS (APCI+) found (M+1) 736; C₄₀H₃₈F₅N₃O₃S requires 735.

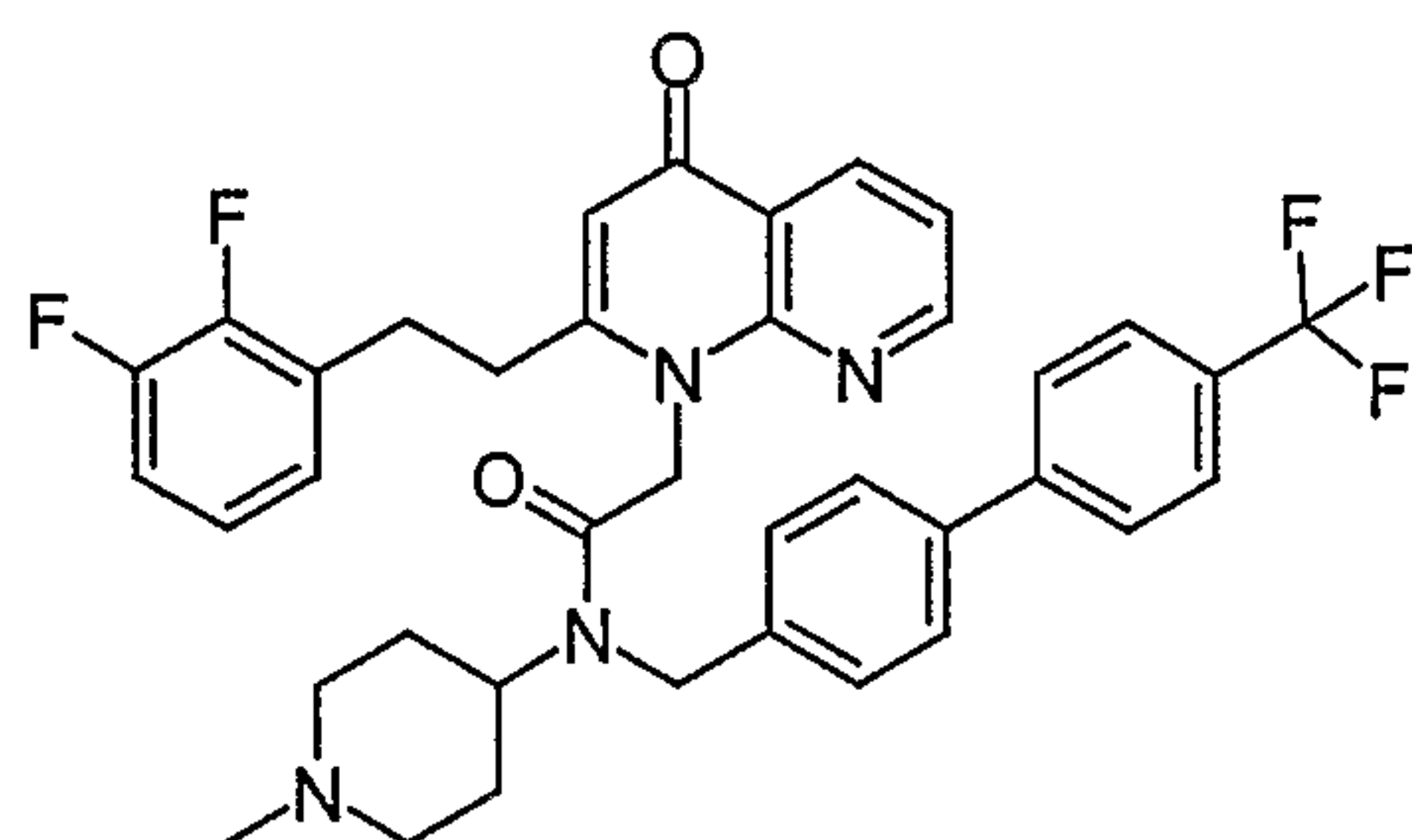
Example 6 — *N*-(1-Methylpiperidin-4-yl)-2-[2-(2,3-difluorobenzylthio)-4-oxo-4*H*-quinolin-1-yl]-*N*-(4'-trifluoromethylbiphenyl-4-ylmethyl)acetamide bitartrate



The free base was prepared from Int. E1 and Int. A5 by the method of Example 1, except using DMF as solvent in place of dichloromethane. Chromatography (acetone to acetone/MeOH 4:1) yielded the free base (~7:3 rotamer mixture); ¹H-NMR (CDCl₃) δ 1.7-1.8 (3.7H, m), 1.9-2.15 (2.3H, m), 2.26 (2.1H, s), 2.3 (0.9H, s), 2.9 (1.4H, d, J=11.5Hz), 2.98 (0.6H, d, J=10Hz), 3.7 (0.3H, m), 4.2 (1.4H, s), 4.27 (0.6H, s), 4.62 (0.7H, m), 4.69 (0.6H, s), 4.73 (1.4H, s), 5.01 (1.4H, br s), 5.35 (0.6H, br s), 6.41 (0.7H, s), 6.49 (0.3H, s), 6.9-7.2 (4H, m), 7.29-7.75 (10H, m), 8.38 (0.7H, d, J=8Hz), 8.4 (0.3H, d, J=8Hz); MS (APCI+) found (M+1) = 692; C₃₈H₃₄F₅N₃O₂S requires 691

Conversion to bitartrate salt was carried out as in Example 1.

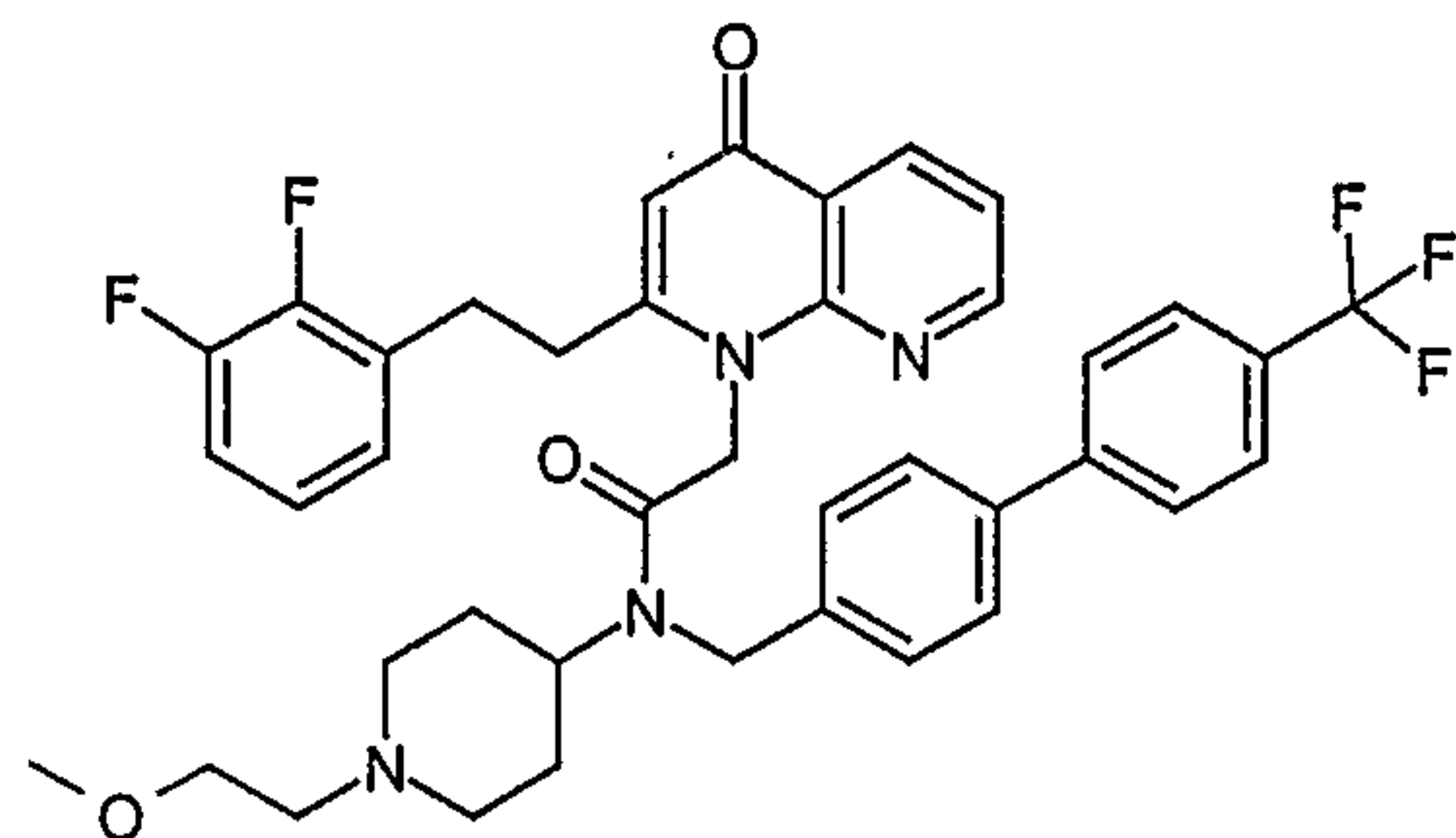
Example 7 — *N*-(1-Methylpiperidin-4-yl)-2-[2-(2-(2,3-difluorophenyl)ethyl)-4-oxo-4*H*-[1,8]naphthyridin-1-yl]-*N*-(4'-trifluoromethylbiphenyl-4-ylmethyl)acetamide bitartrate



To a stirring mixture of intermediate A5 (12.53g, 1 equiv) and diisopropylethylamine (18.82ml, 3 equiv) in dry THF (125ml) under an argon atmosphere was added in one portion O-(7-azabenzotriazol-1-yl)-N,N,N',N'-tetramethyluronium hexafluorophosphate (HATU) (16.65g, 1.5 equiv). A solution of Int. E21 (12.4g, 1 equiv), in dry N-methylpyrrolidone (25ml) and dry THF (100ml) was then added dropwise over 1.5h. After 72h the solvents were evaporated under reduced pressure and the residue treated with aqueous sodium bicarbonate and extracted 3 times with ethyl acetate. The combined extracts were washed with aqueous sodium bicarbonate, aqueous ammonium chloride then aqueous sodium bicarbonate, dried (Na₂SO₄) and evaporated. The residue was chromatographed (fine silica, 2M ammonia in methanol/dichloromethane) and the product obtained dissolved in dichloromethane and washed twice with 0.5M aqueous sodium hydroxide then brine, dried (Na₂SO₄) and the solvent evaporated.

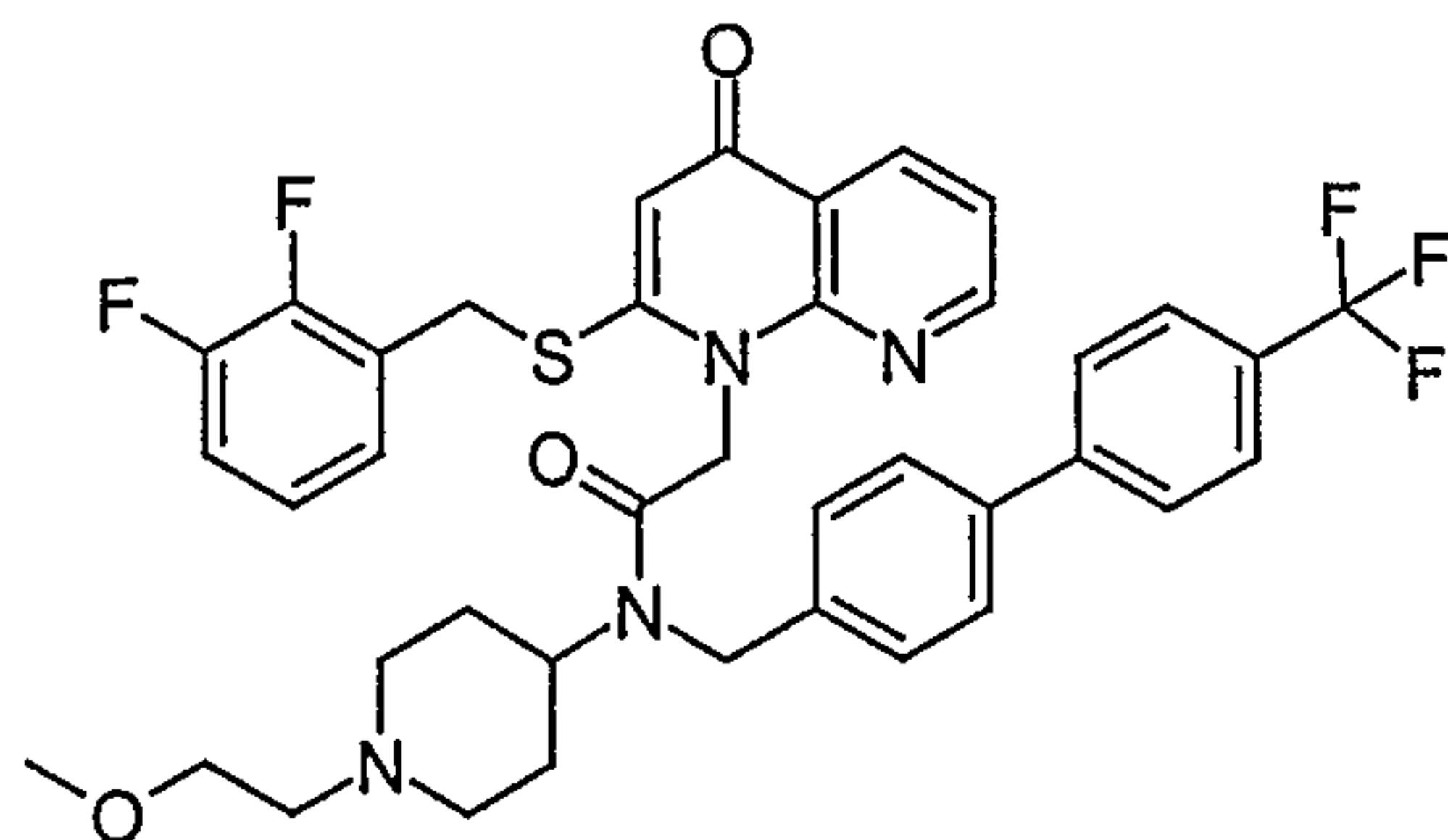
Crystallisation then recrystallisation from acetonitrile gave the free base, 10.75g. This material (10.69g, 1 equiv) together with L-tartaric acid (2.39g, 1 equiv) was dissolved in methanol (50ml) and evaporated to a thick syrup which was triturated with ether to give the bitartrate salt as an off-white solid (12.4g). ¹H NMR (d₆-DMSO), δ 1.58-1.66 and 1.80-2.05 (4H, m), 2.40-2.65 (5H, m), 2.93-3.19 (6H, m), 4.15 (2H, s), 4.16-4.38 (1H, m), 4.62, 4.88, 5.42, 5.68 (4H, 4x s), 6.00, 6.03 (1H, 2x s), 7.10-7.97 (12H, m), 8.48 (1H, m), 8.82-8.90 (1H, m); MS (APCI+) found (M+1) = 675; C₃₈H₃₅F₅N₄O₂ requires 674.

Example 8 — *N*-(1-(2-Methoxyethyl)piperidin-4-yl)-2-[2-(2-(2,3-difluorophenyl)ethyl)-4-oxo-4*H*-[1,8]naphthyridin -1-yl]-*N*-(4'-trifluoromethylbiphenyl-4-ylmethyl)acetamide



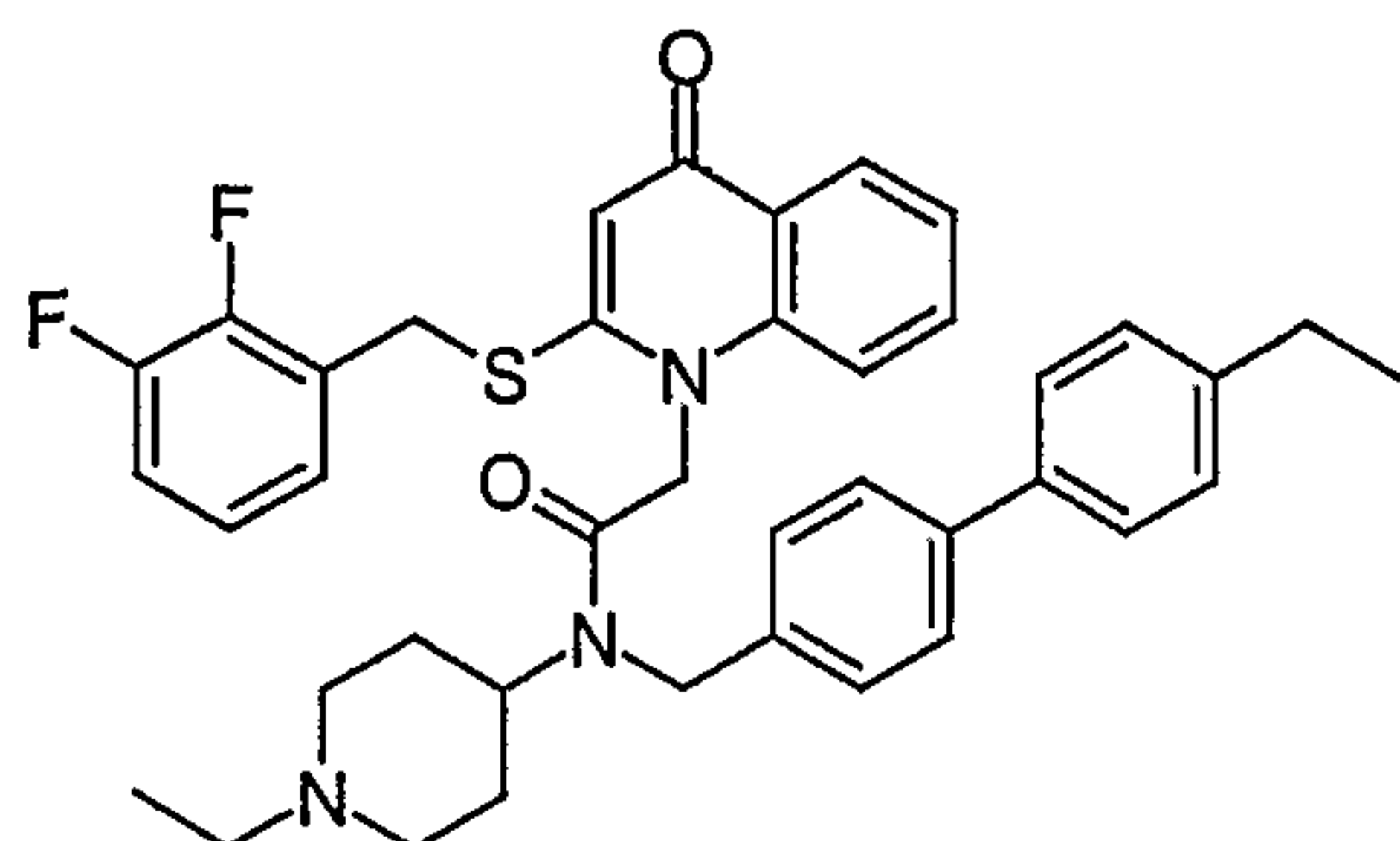
To a stirring mixture of Int. A42 (14.12g, 1 equiv) and diisopropylethylamine (18.82ml, 3 equiv) in dry THF (125ml) under an argon atmosphere was added in one portion O-(7-azabenzotriazol-1-yl)-*N,N,N',N'*-tetramethyluronium hexafluorophosphate (HATU) (16.65g, 1.5 equiv). A solution of Int. E21 (12.4g, 1 equiv), in dry *N*-methylpyrrolidone (25ml) and dry THF (100ml) was then added dropwise over 1.5h. After 16h the solvents were evaporated under reduced pressure and the residue treated with 1M hydrochloric acid (200ml) and extracted 3 times with ethyl acetate. The combined extracts were washed with 1M hydrochloric acid (200ml), brine, 2M sodium hydroxide x2, dried (Na₂SO₄) and evaporated. The residue was chromatographed (fine silica, 2M ammonia in methanol/dichloromethane) and the oil obtained dissolved in ether and allowed to crystallise then recrystallised from dichloromethane / ether, yield 11.98g (free base). 13.64g of title compound formed in the same manner as above was recrystallised from hot *n*.butyl acetate (70ml) to give crystalline title compound (11.5g). ¹H NMR (CD₃OD), δ 1.6-2.35 (6H, m), 2.45-2.65 (2H, 2xm), 2.9-3.12 (4H, m), 3.12-3.35 (5H), 3.4-3.55 (2H, 2xt), 4.17 + 4.40 (1H, 2xm), 4.71 + 4.93 (2H, s), 5.3-6.0 (2H, br), 6.26 + 6.31 (1H, 2xs), 7.0-7.35 (3H, m), 7.3-7.4 (1H, d), 7.45-7.6 (2H, m), 7.6-7.9 (6H, m), 8.61 (1H, br t), 8.87 (1H, m); MS (APCI+) found (M+1) = 719, C₄₀H₃₉F₅N₄O₃ requires 718.

Example 9 — *N*-(1-(2-Methoxyethyl)piperidin-4-yl)-2-[2-(2,3-difluorobenzylthio)-4-oxo-4*H*-[1,8]naphthyridin -1-yl]-*N*-(4'-trifluoromethylbiphenyl-4-ylmethyl)acetamide bitartrate



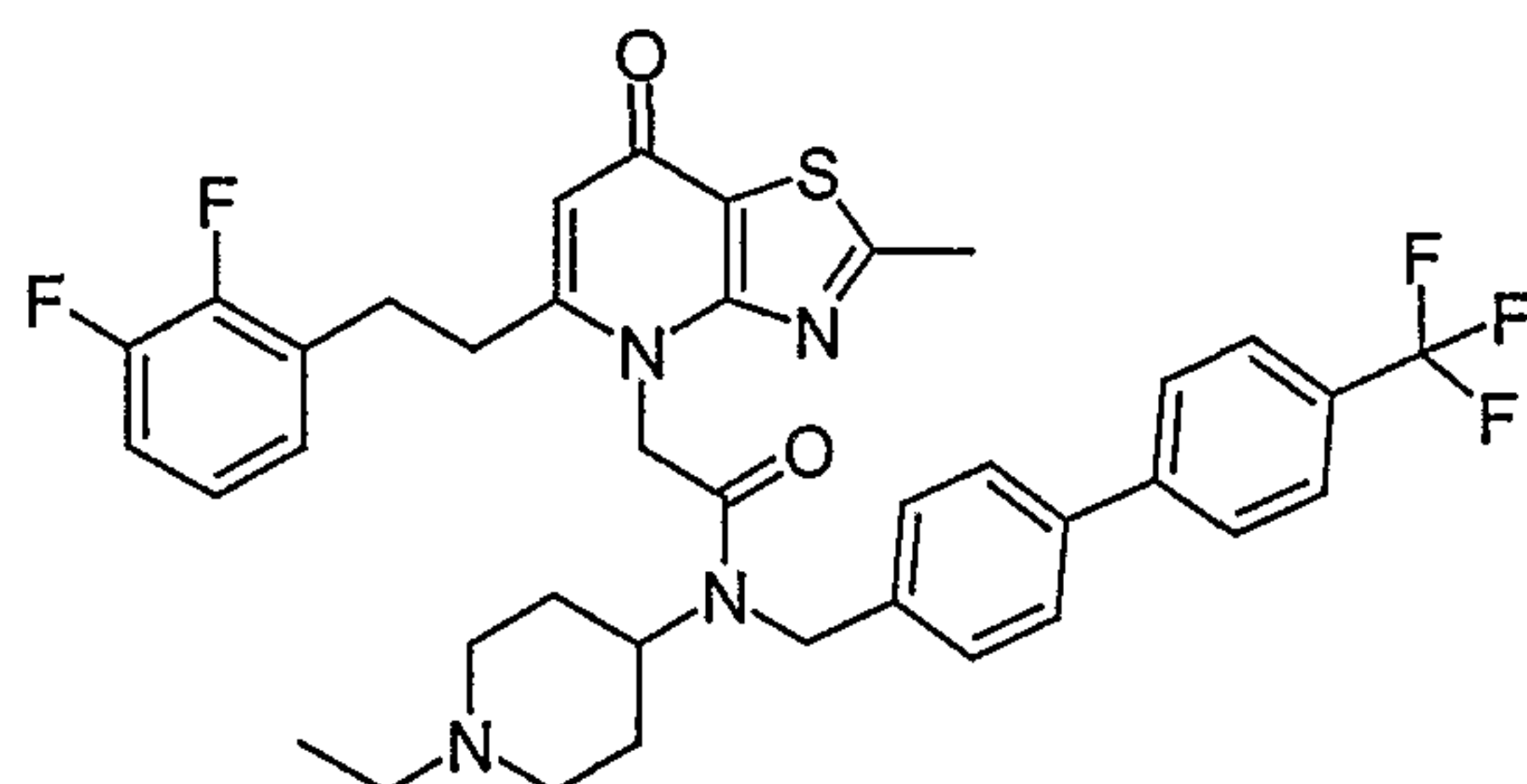
The free base was prepared from Int. E34 and Int. A42 by the method of Example 7. Chromatography (EtOAc / acetone/MeOH 9:1) yielded the free base. ¹H-NMR (d₆-DMSO) (~1:1 rotomer mixture): δ 1.55 (1H, br d, 11Hz), 1.75-1.9 (4H, m), 2.15 (0.5H, t, J=8Hz), 2.3 (1H, br t, J=12Hz), 2.4 (1H, br t, J=11Hz), 2.66 (2H, m), 3.06 (2H, br t, 12Hz), 3.2 (1.5H, s), 3.25 (1.5H, s), 3.3 (0.5H, t, J=7Hz), 3.45 (2H, m), 4.1 (0.5H, m), 4.2 (2H, s), 4.25 (0.5H, m), 4.5 (1H, s), 4.59 (2H, br s), 4.8 (1H, s), 5.45 (1H, br), 5.75 (1H, br), 6.35 (0.5H, s), 6.38 (0.5H, s), 7.16 (1H, m), 7.2-7.4 (4H, m), 7.6 (2H, d, J=8Hz), 7.7 (5H, m), 8.5 (1H, m), 8.7 (2H, br), 8.82 (1H, m); MS (APCI+) found (M+1) = 737; C₃₉H₃₇F₅N₄O₃S requires 736.

Example 10 — *N*-(1-Ethylpiperidin-4-yl)-2-[2-(2,3-difluorobenzylthio)-4-oxo-4*H*-quinolin-1-yl]-*N*-(4'-ethylbiphenyl-4-ylmethyl)acetamide bitartrate



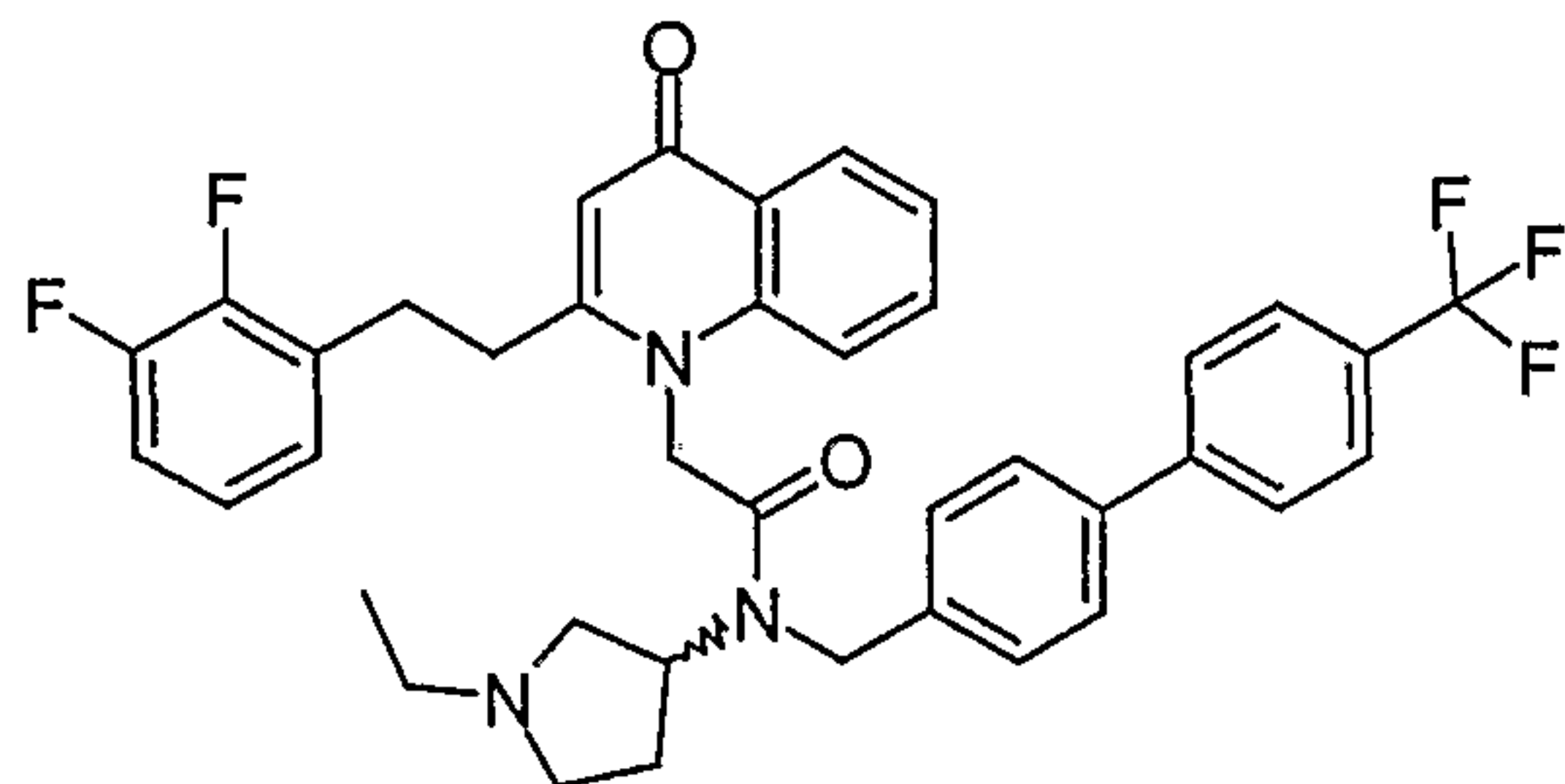
The free base was prepared from Int. E1 and Int. A29 by the method of Example 1, except using DMF as solvent in place of dichloromethane. The bitartrate salt was formed as in example 1. ¹H NMR (d₆-DMSO) δ 1.07 (3H, t), 1.22 (3H, t), 1.70-1.91 (4H, m), 2.37 (2H, m), 2.66 (4H, m), 3.20 (2H, m), 4.12 (2H, s), 4.44 (3H, m), 4.70 (2H, m), 5.34 (2H, m), 6.27, 6.33 (1H, 2x s), 7.11- 7.76 (14H, m), 8.14 (1H, m); MS (APCI) found (M+1) = 666; C₄₀H₄₁F₂N₃O₂S requires 665.

Example 11 — *N*-(1-Ethylpiperidin-4-yl)-2-[5-(2-(2,3-difluorophenyl)ethyl)-2-methyl-7-oxo-7*H*-thiazolo[4,5-*b*]pyridin-4-yl]-*N*-(4'-trifluoromethylbiphenyl-4-ylmethyl)acetamide bitartrate



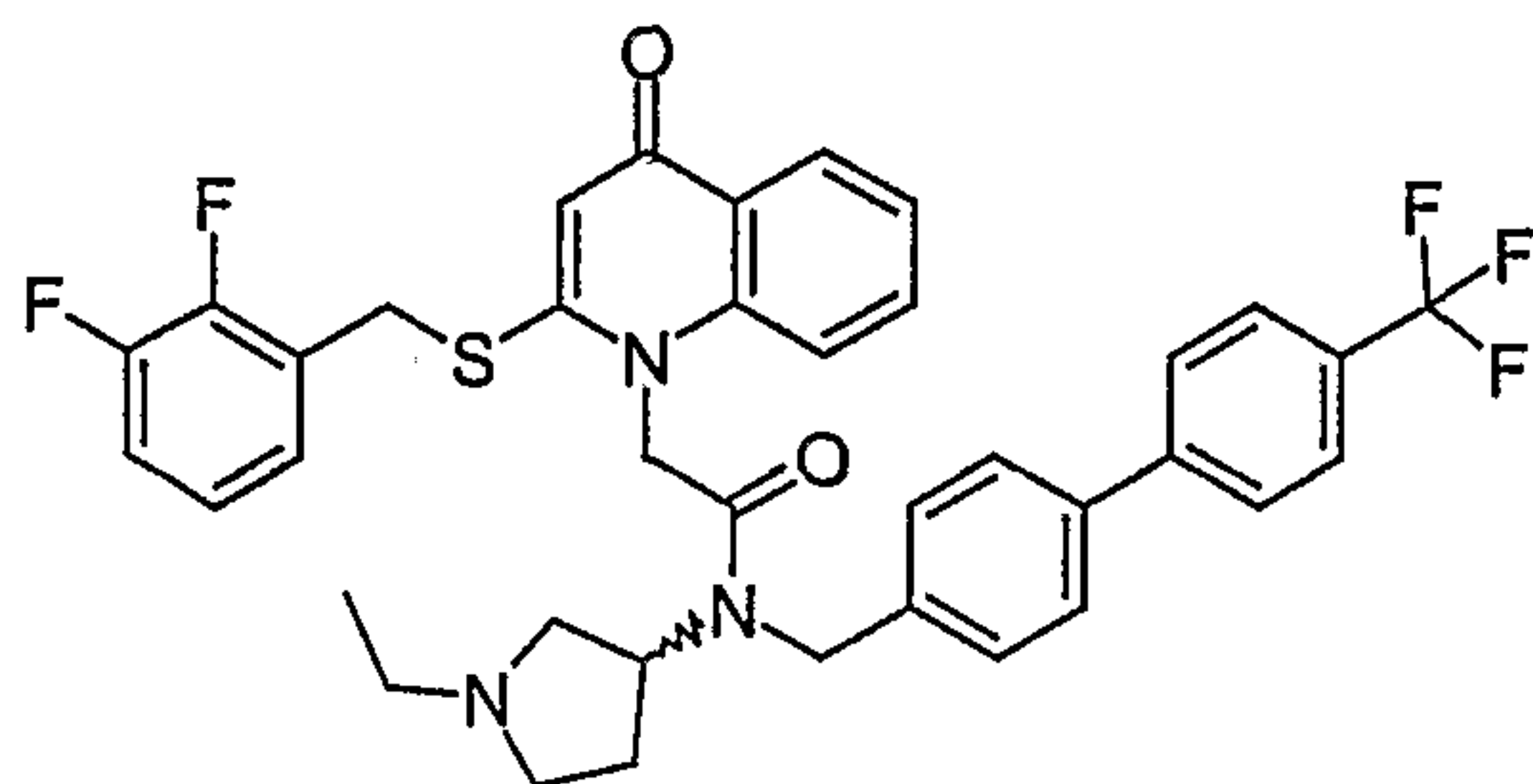
Prepared from intermediate E28 (0.15g) and intermediate A40 (0.149g) using HATU (0.188g) and diisopropylamine (0.172ml) followed by bitartrate salt formation as in example 1. ¹H-NMR (d₆-DMSO) δ 0.95-1.15 (3H, m), 1.6-2.1 (4H, m), 2.84 (3H, 2xs), 2.3-3.25 (10H, m), 4.14 (2H, s), 4.05-4.4 (1H, 2xm), 4.62 + 4.83 (2H, 2xbr s), 5.37 + 5.62 (2H, 2xbr s), 6.02 + 6.05 (1H 2x s), 7.05-7.4 (4H, m), 7.5-7.7 (2H, m), 7.7-8.0 (5H, m); MS (APCI+) found (M+1) = 709; C₃₈H₃₇F₅N₄O₂S requires 708.

Example 12 — (±)*N*-(1-Ethylpyrrolidin-3-yl)-2-[2-(2-(2,3-difluorophenyl)ethyl)-4-oxo-4*H*-quinolin-1-yl]-*N*-(4'-trifluoromethylbiphenyl-4-ylmethyl)acetamide bitartrate



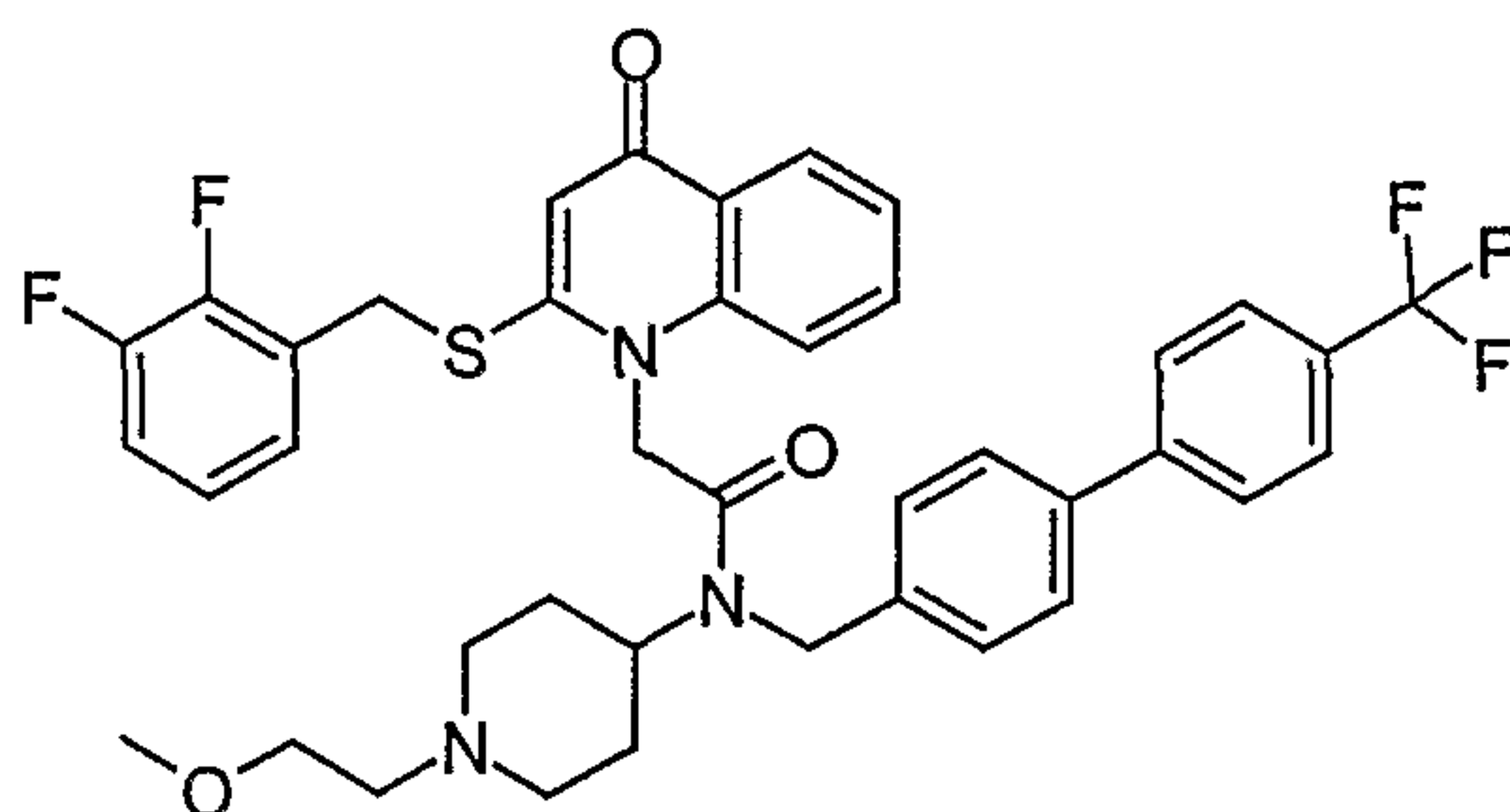
Prepared from intermediate E2 (0.295g) and A23 (0.30g) using HATU (0.395g) and diisopropylamine (0.3ml) followed by bitartrate salt formation as in example 1. Spectral details of the free base are quoted below. ¹H-NMR (CDCl₃) δ 1.0-1.2 (3H, m), 1.8-2.15 (1H, m), 2.15-3.15 (11H, m), 4.6-5.2 (5H, m), 6.14 + 6.24 (1H, 2xs), 6.8-7.8 (14H, m), 8.25-8.45 (1H, m); MS (APCI+) found (M+1) = 674; C₃₉H₃₆F₅N₃O₂ requires 673.

Example 13 — (±)*N*-(1-Ethylpyrrolidin-3-yl)-2-[2-(2,3-difluorobenzylthio)-4-oxo-4*H*-quinolin-1-yl]-*N*-(4'-trifluoromethylbiphenyl-4-ylmethyl)acetamide bitartrate



Prepared from intermediate E1 (0.312g) and A23 (0.30g) using HATU (0.395g) and diisopropylamine (0.3ml) followed by bitartrate salt formation as in example 1. Spectral details of the free base are quoted below. ¹H-NMR (CDCl₃) δ 0.95-1.35 (3H, m), 1.8-2.8 (6H, m), 2.8-3.1 (2H, m), 4.19 + 4.25 (2H, 2xs), 4.5-5.5 (5H, m), 6.36 + 6.43 (1H, 2xs), 6.85-7.2 (4H, m), 7.2-7.85 (10H, m), 8.25-8.5 (1H, m).

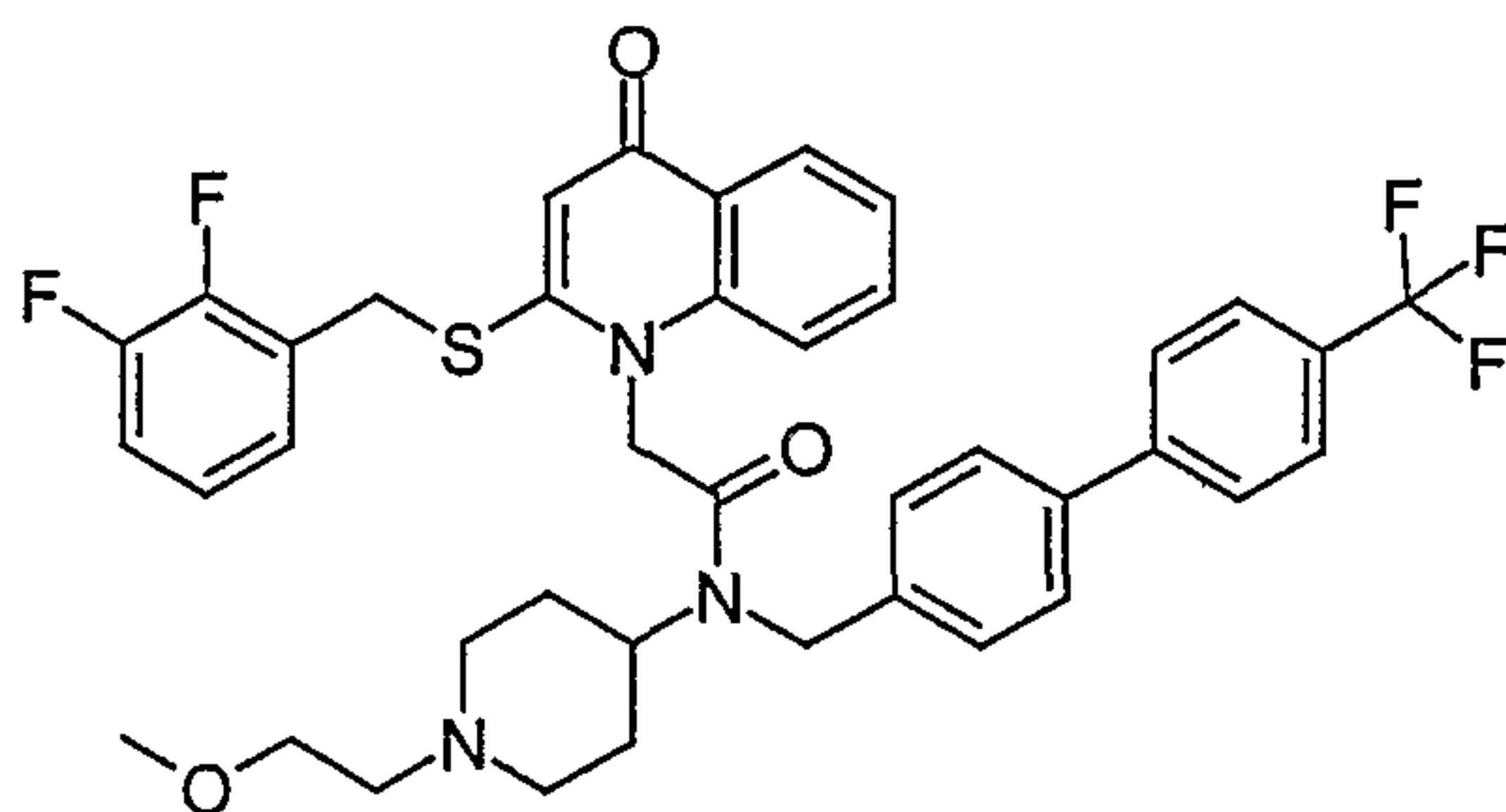
Example 14 — *N*-(1-(2-Methoxyethyl)piperidin-4-yl)-2-[2-(2,3-difluorobenzylthio)-4-oxo-4*H*-quinolin-1-yl]-*N*-(4'-trifluoromethylbiphenyl-4-ylmethyl)acetamide bitartrate



.C₄H₆O₆

Example 5 was converted to the bitartrate by the method of example 1.

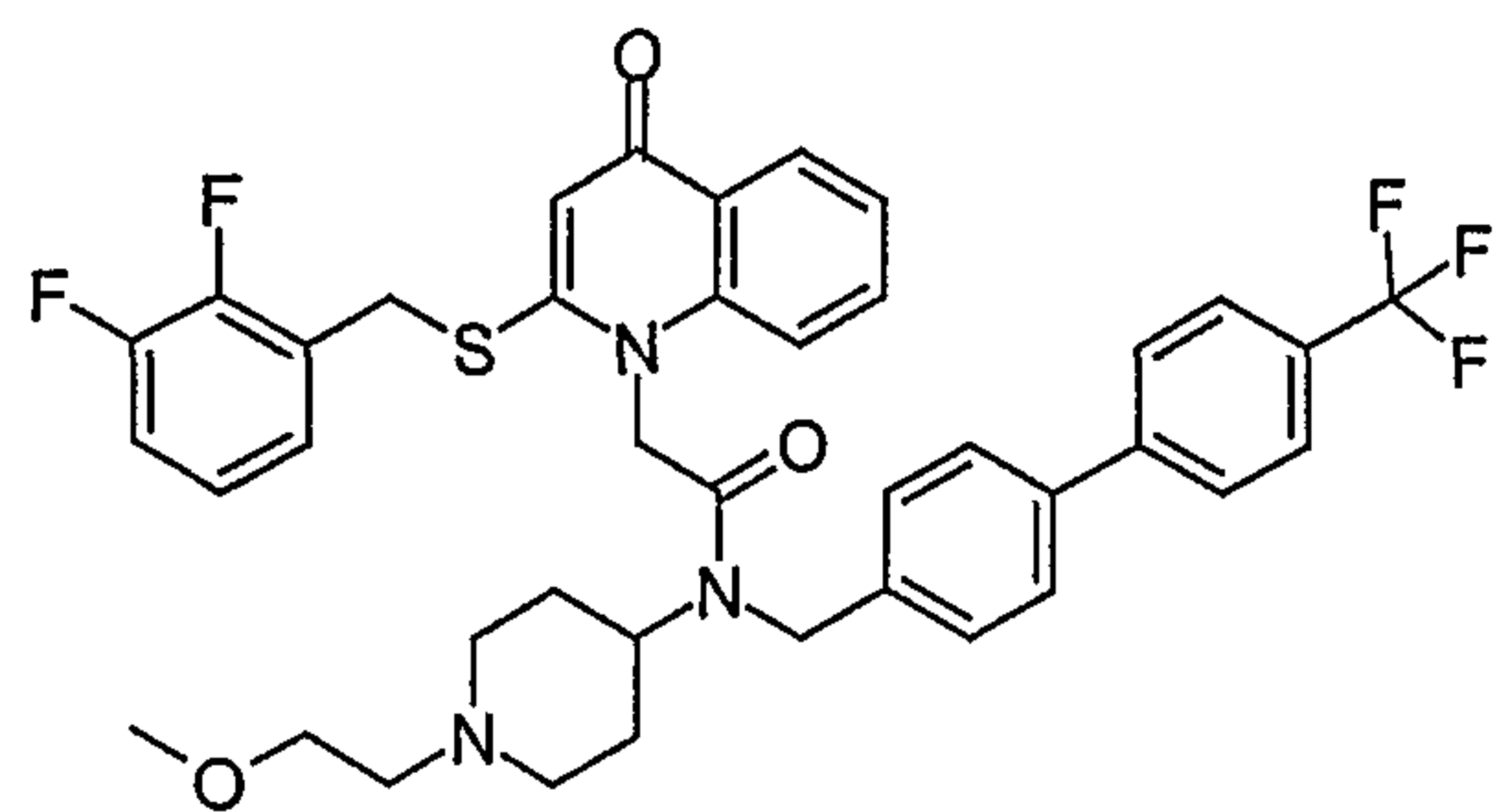
Example 15 — *N*-(1-(2-Methoxyethyl)piperidin-4-yl)-2-[2-(2,3-difluorobenzylthio)-4-oxo-4*H*-quinolin-1-yl]-*N*-(4'-trifluoromethylbiphenyl-4-ylmethyl)acetamide dihydrochloride



.2HCl

Example 5 (1.0g) was dissolved in isopropanol (10ml) and 1M HCl in diethyl ether (4ml) added. A thick precipitate formed. The mixture was evaporated under reduced pressure and the residue dissolved in isopropanol (10ml) with heating. On cooling a thick precipitate formed that was filtered and dried. 0.2g of this material was recrystallised from further isopropanol (10ml) to give the title compound (0.132g). ¹H-NMR (CD₃OD) δ 1.9-2.6 (4H, m), 3.0-3.5 (4H, m), 3.36 + 3.41 (3H, 2xs), 3.5-3.8 (4H, m), 7.0-7.5 (4H, m), 7.5-7.65 (3H, m), 7.65-7.85 (5H, m), 7.9-8.2 (2H, m), 8.4-8.55 (1H, m).

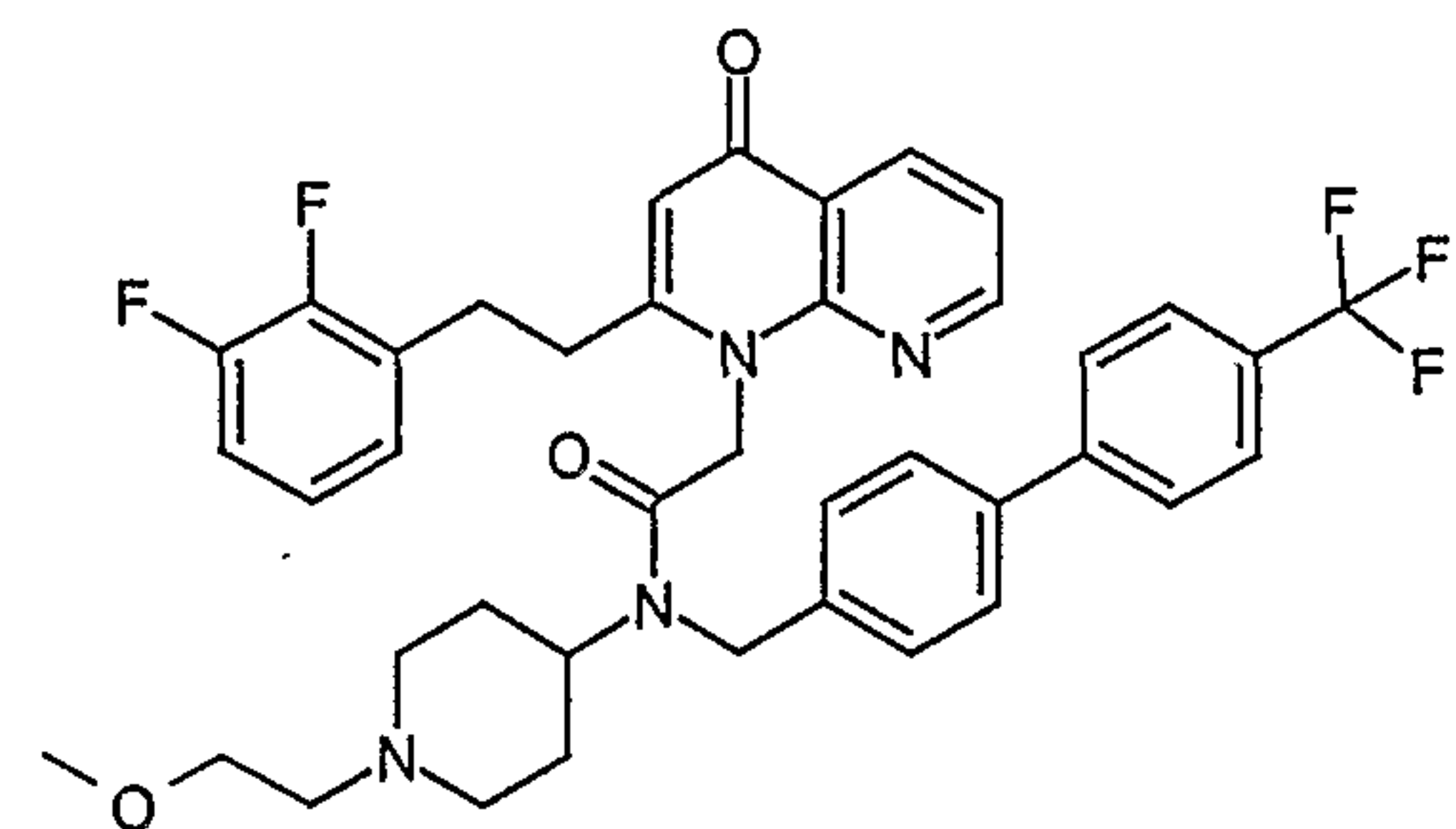
Example 16 — *N*-(1-(2-Methoxyethyl)piperidin-4-yl)-2-[2-(2,3-difluorobenzylthio)-4-oxo-4*H*-quinolin-1-yl]-*N*-(4'-trifluoromethylbiphenyl-4-ylmethyl)acetamide mono paratoluenesulphonate



.TsOH

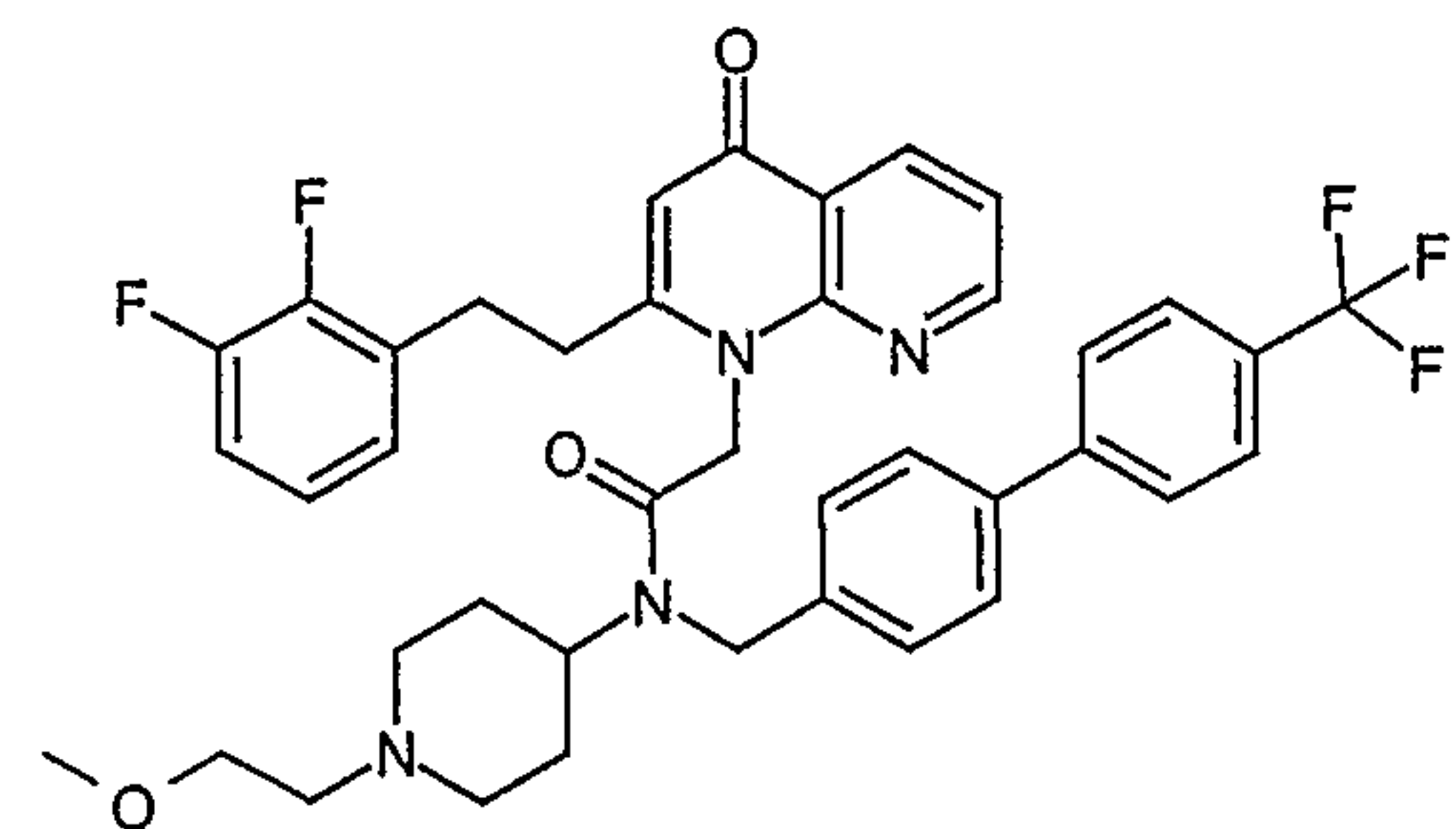
To a solution of example 5 (1.0g) in tetrahydrofuran (THF) (10ml) was added a solution of
 5 paratoluenesulphonic acid monohydrate (1 equiv) in THF (5ml) and the mixture stirred at 0°C. After 18h, further THF was added and the mixture filtered and dried to give a solid (0.87g). 0.7g of this material was dissolved in THF (9ml) and left at 0°C for 18h. The solid formed was filtered and washed with further THF (2ml) and dried to give the title compound as a crystalline salt (0.67g). ¹H-NMR (CD₃OD) δ
 1.9-2.4 (4H, m), 2.31 (3H, s), 3.0-3.45 (7H, m's), 3.5-3.75 (4H, m), 4.3-4.55 (3H, m), 4.6-5.0 (2H, m),
 10 5.40 + 5.73 (2H, 2xs), 6.47 (1H, s), 6.95-7.3 (5H, m), 7.3-7.85 (13H, m) 8.2-8.35 (1H, m).

Example 17 — *N*-(1-(2-Methoxyethyl)piperidin-4-yl)-2-[2-(2-(2,3-difluorophenyl)ethyl)-4-oxo-4*H*-[1,8]naphthyridin-1-yl]-*N*-(4'-trifluoromethylbiphenyl-4-ylmethyl)acetamide bitartrate



Example 8 (8g, 1 equiv) together with L-tartaric acid (1.67g, 1 equiv) was dissolved in methanol (50ml)
 15 and evaporated to a thick syrup which was triturated with ether to give the bitartrate salt as an off-white solid (9.54g). ¹H NMR (CD₃OD), δ 1.53-1.64 and 1.70-1.87 (4H, m), 2.15-2.43 and 2.55-2.69 (4H, m), 2.93-3.50 (11H, m), 4.05-4.32 (1H, m), 4.19 (2H, s), 4.61, 4.87, 5.42, 5.67 (4H, 4x s), 6.08, 6.11 (1H, 2x s), 7.09-7.94 (12H, m), 8.49 (1H, m), 8.82-8.90 (1H, m); MS (APCI+) found (M+1) = 719, C₄₀H₃₉F₅N₄O₃ requires 718.

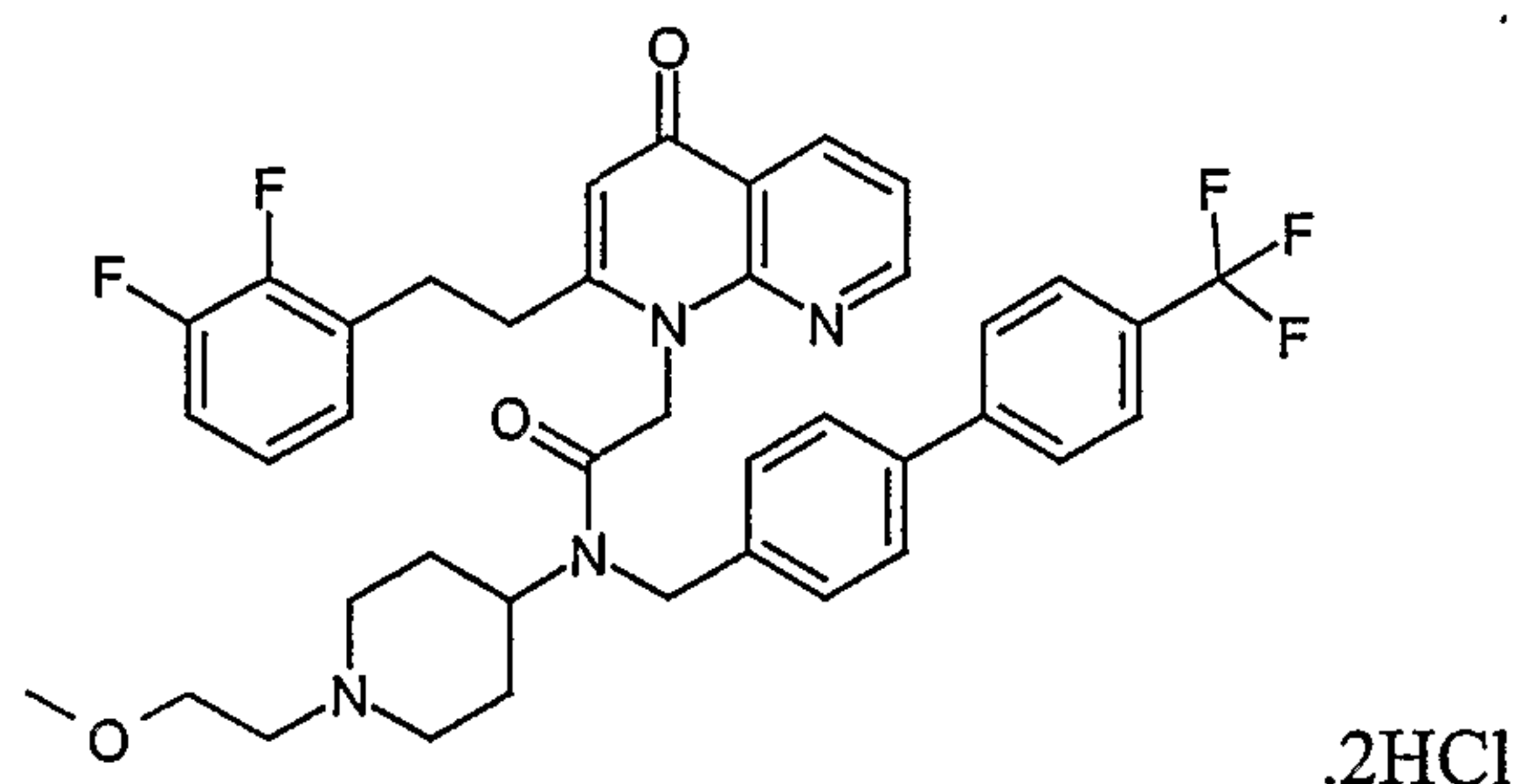
Example 18 — *N*-(1-(2-Methoxyethyl)piperidin-4-yl)-2-[2-(2-(2,3-difluorophenyl)ethyl)-4-oxo-4*H*-[1,8]naphthyridin-1-yl]-*N*-(4'-trifluoromethylbiphenyl-4-ylmethyl)acetamide monohydrochloride



.HCl

Example 8 (0.5g) in methylethylketone (4ml) was mixed with 4M HCl in dioxane (0.174ml). After 18h at 0°C, a small amount of solid was filtered off. The mother liquors were evaporated under reduced pressure and the residue crystallised from acetone (4ml). The solid so formed was recrystallised from acetone to give the title compound (0.336g). ¹H NMR (CD₃OD), δ 1.85-2.5 (4H, m), 2.95-3.15 (4H, br), 3.15-3.5 (7H, ss +m), 3.8 (4H, m), 4.38 + 4.61 (1H, br m), 4.74 + 4.97 (2H, 2xs), 5.4-6.0 (2H, br), 6.29 (1H, s), 7.0-7.25 (3H, m), 7.3-7.65 (2H, m), 7.65-7.9 (7H, m), 8.6-8.7 (1H, m), 8.8-8.9 (1H, m).

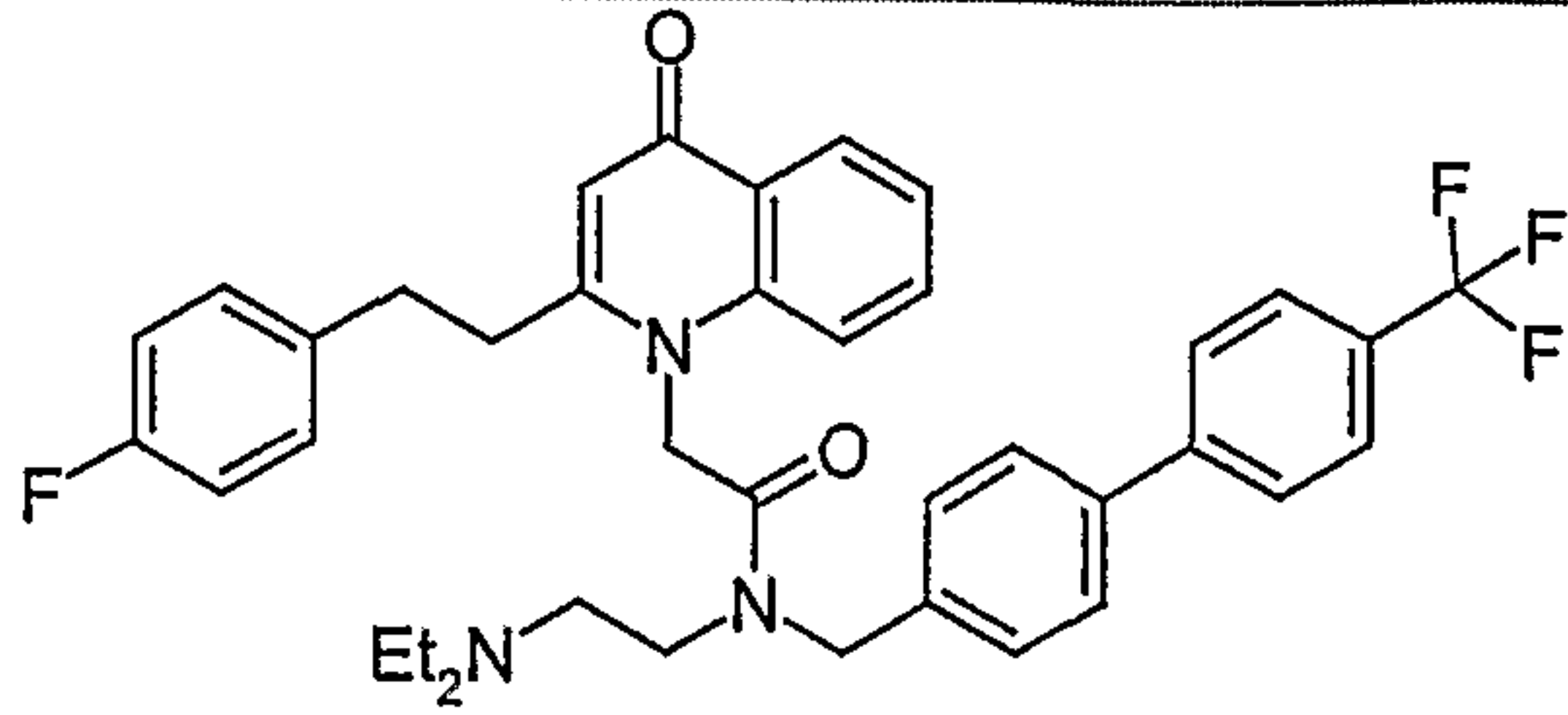
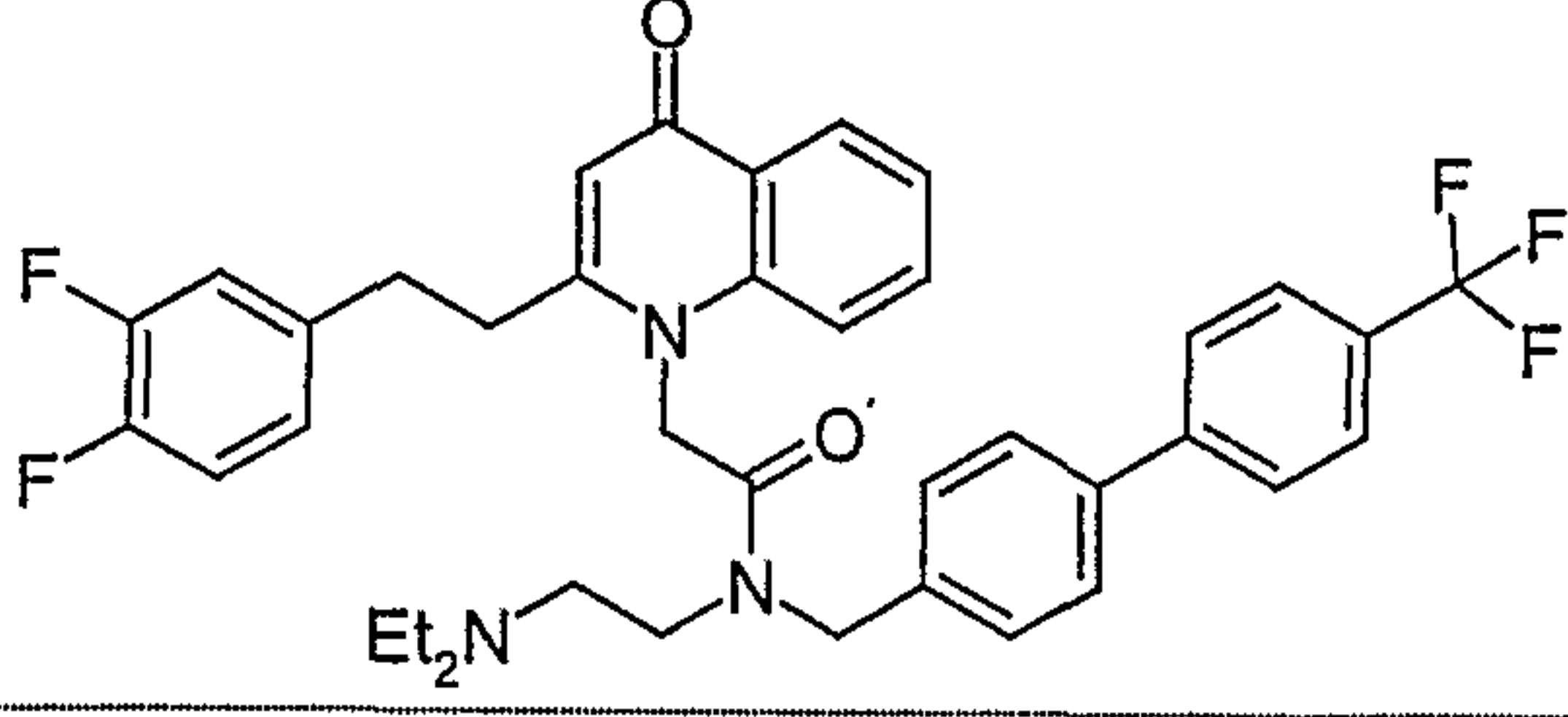
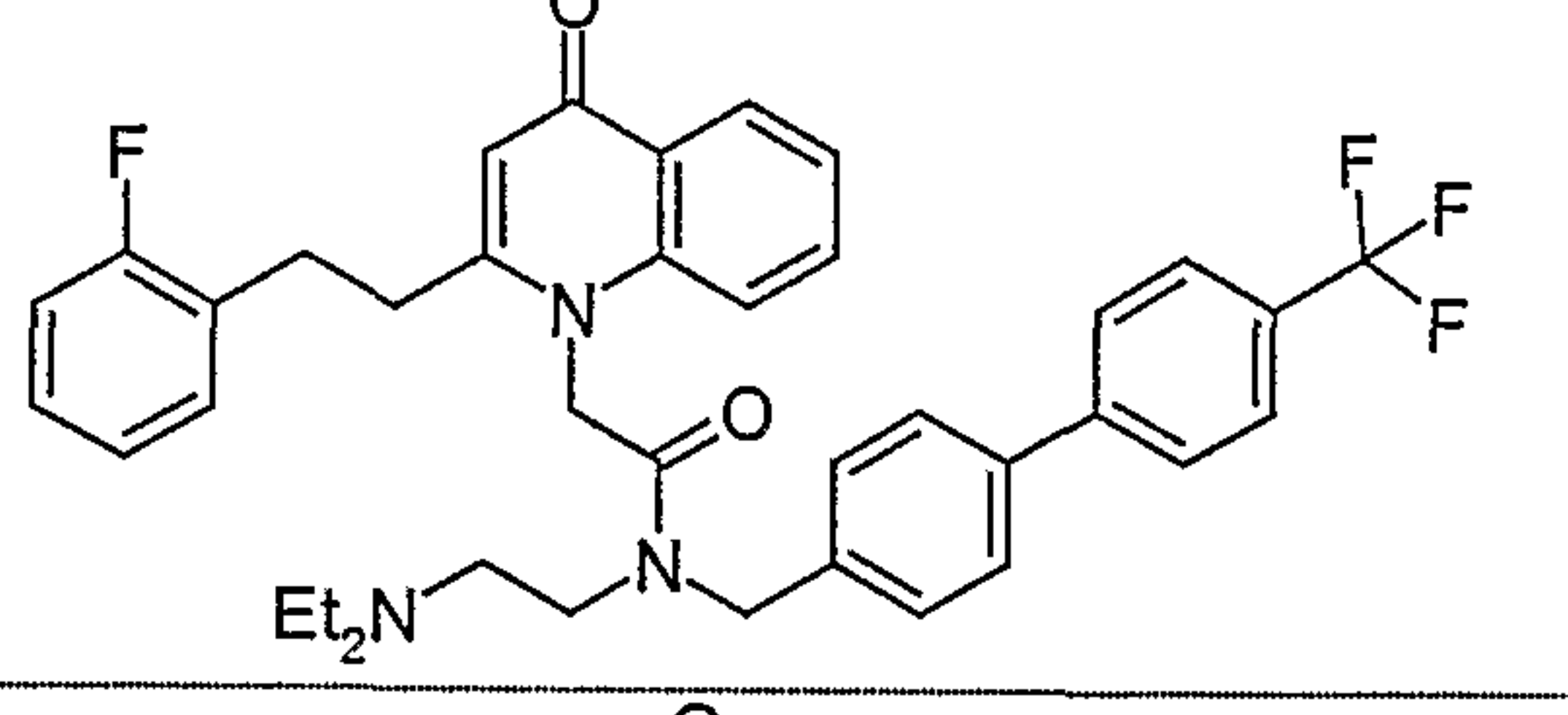
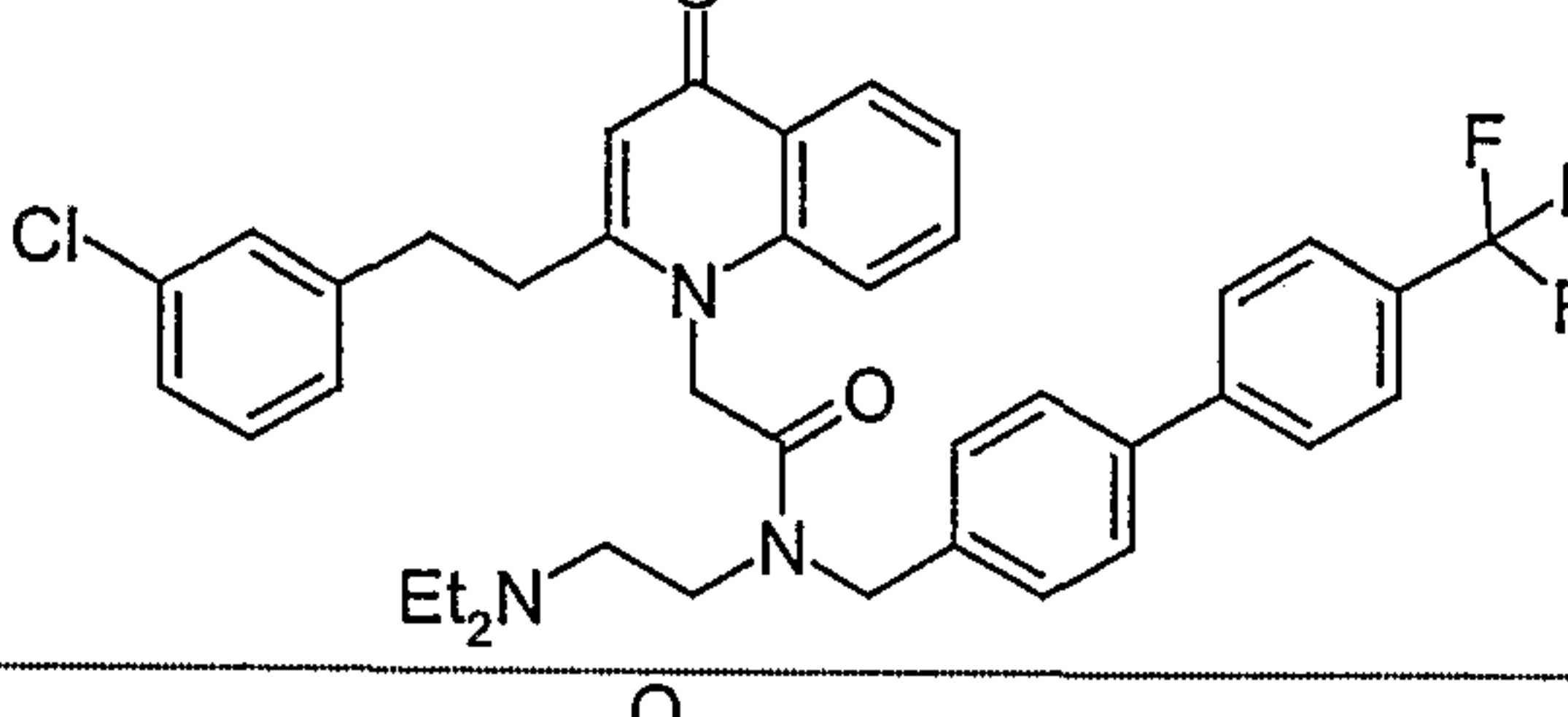
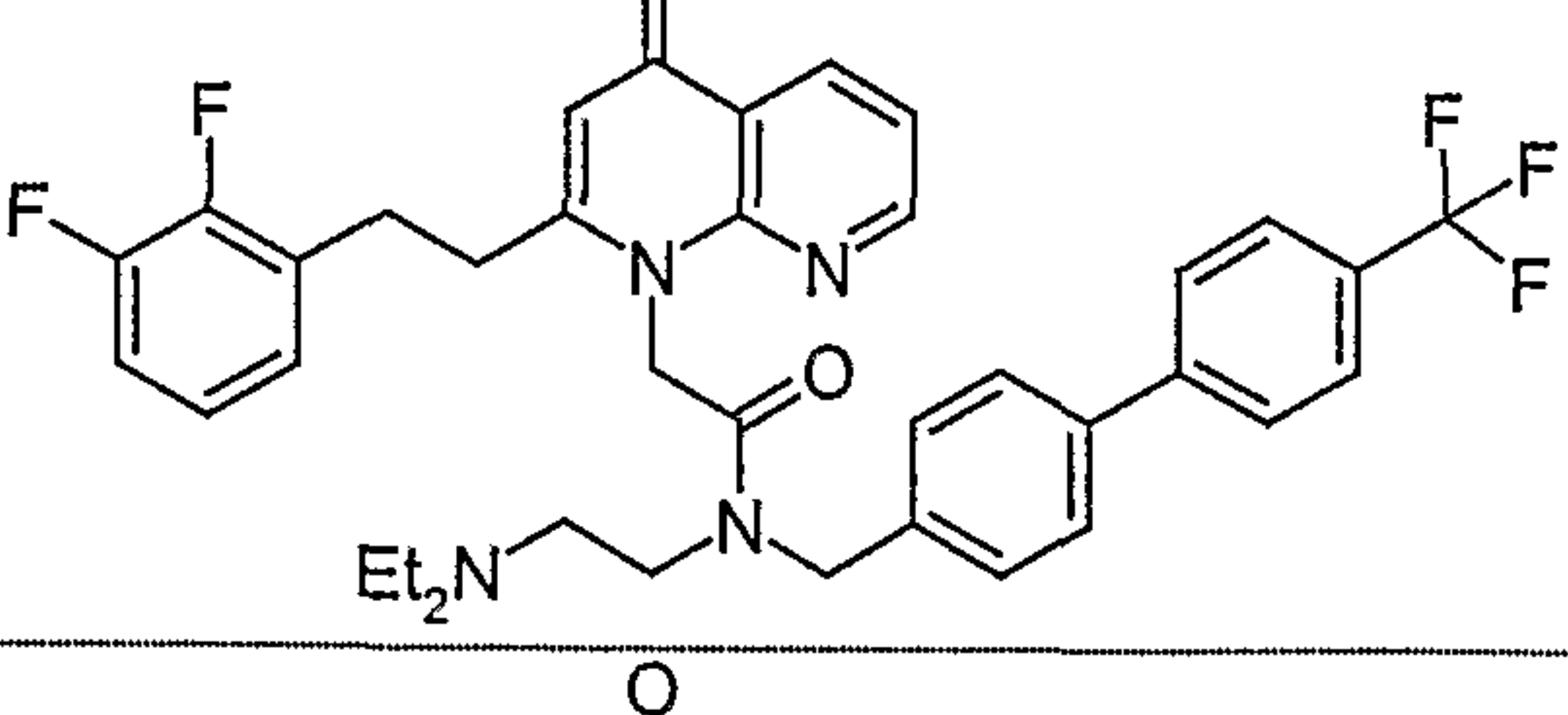
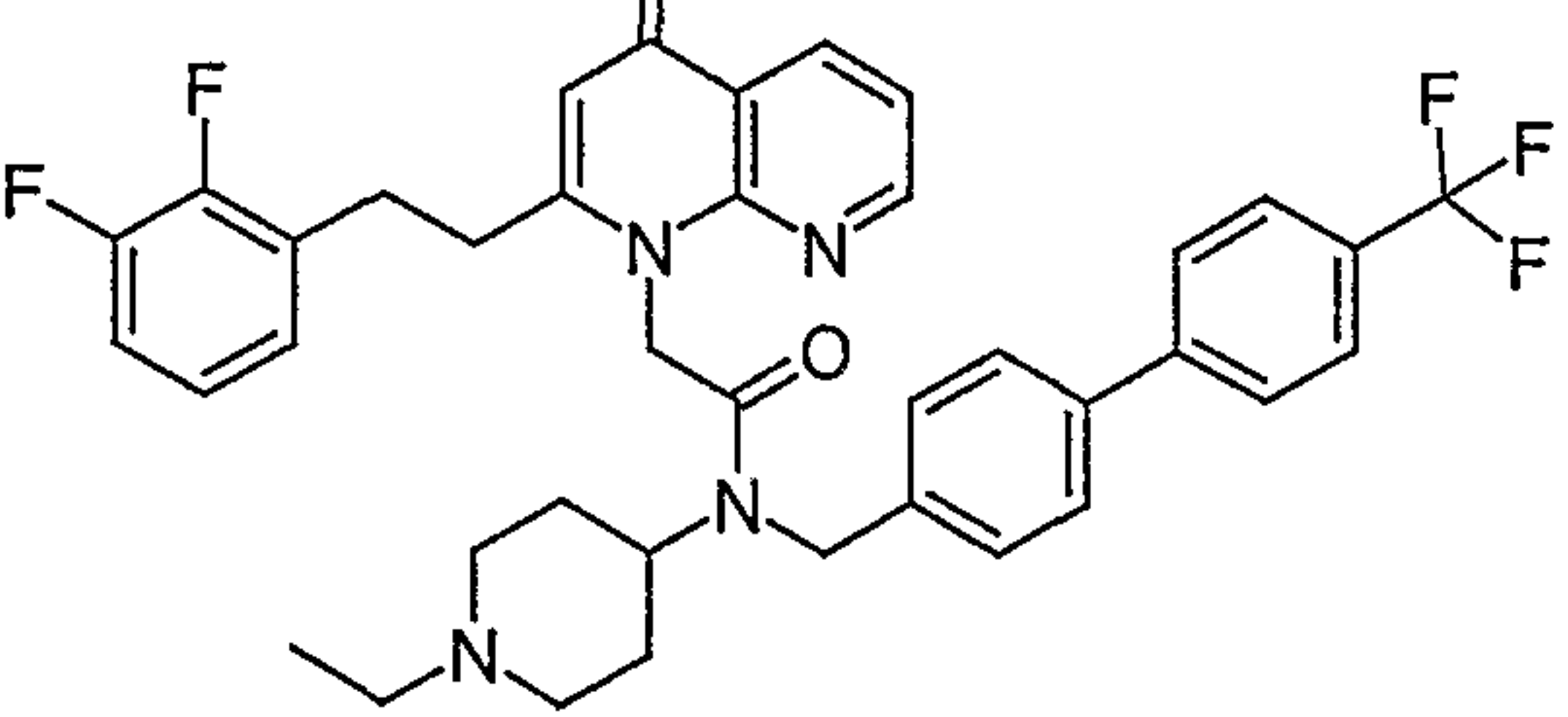
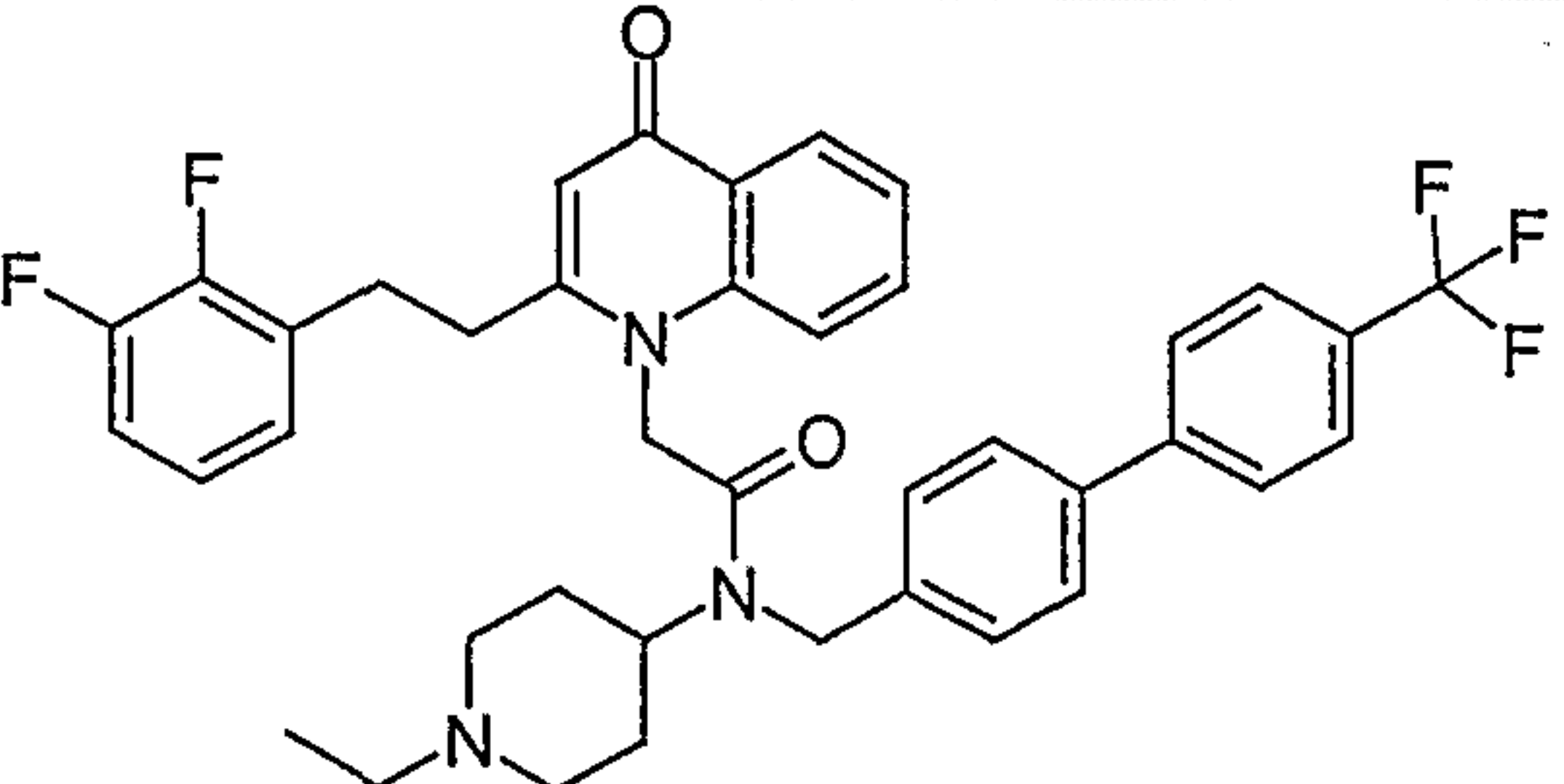
Example 19 — *N*-(1-(2-Methoxyethyl)piperidin-4-yl)-2-[2-(2-(2,3-difluorophenyl)ethyl)-4-oxo-4*H*-[1,8]naphthyridin-1-yl]-*N*-(4'-trifluoromethylbiphenyl-4-ylmethyl)acetamide dihydrochloride



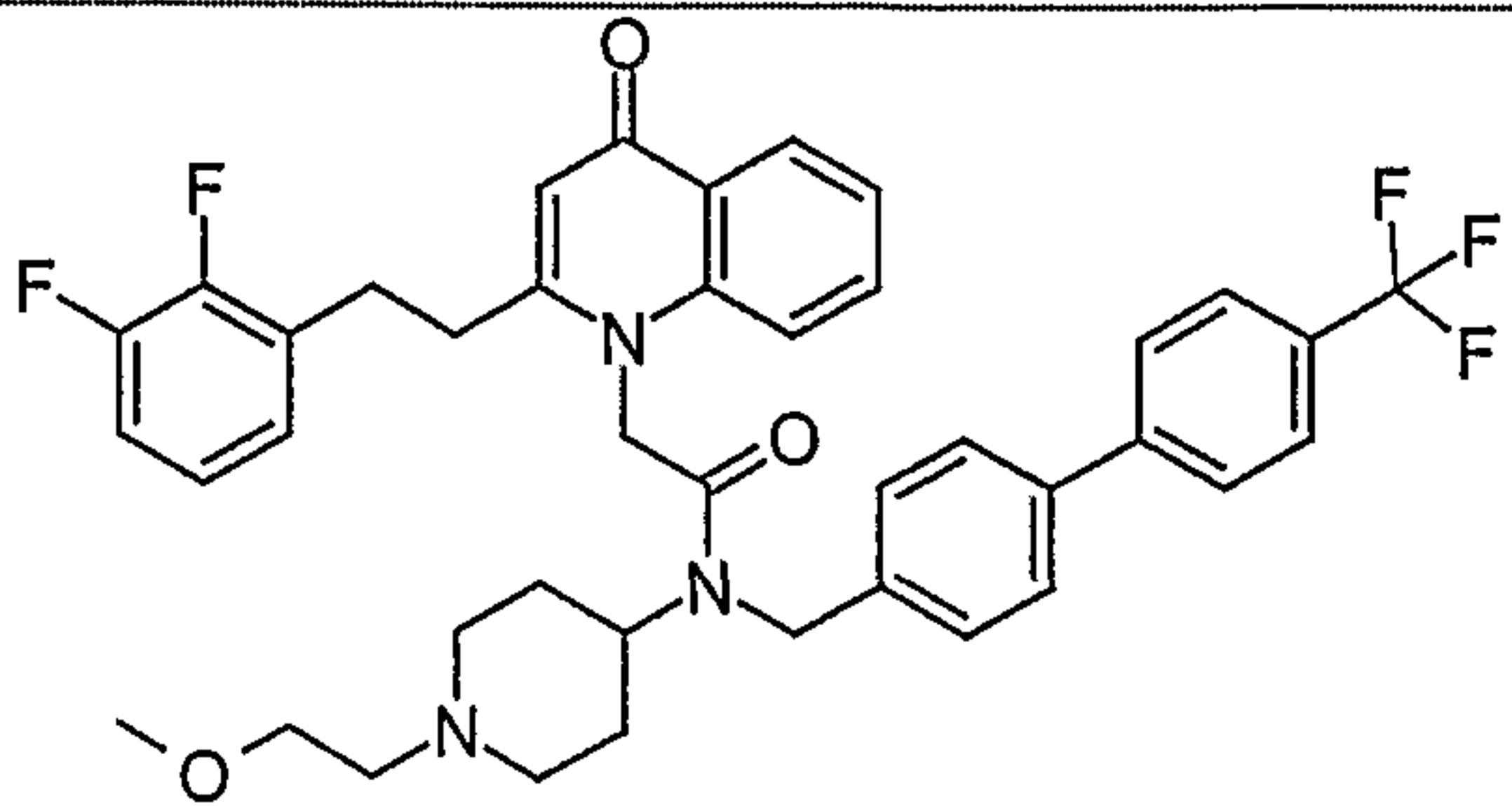
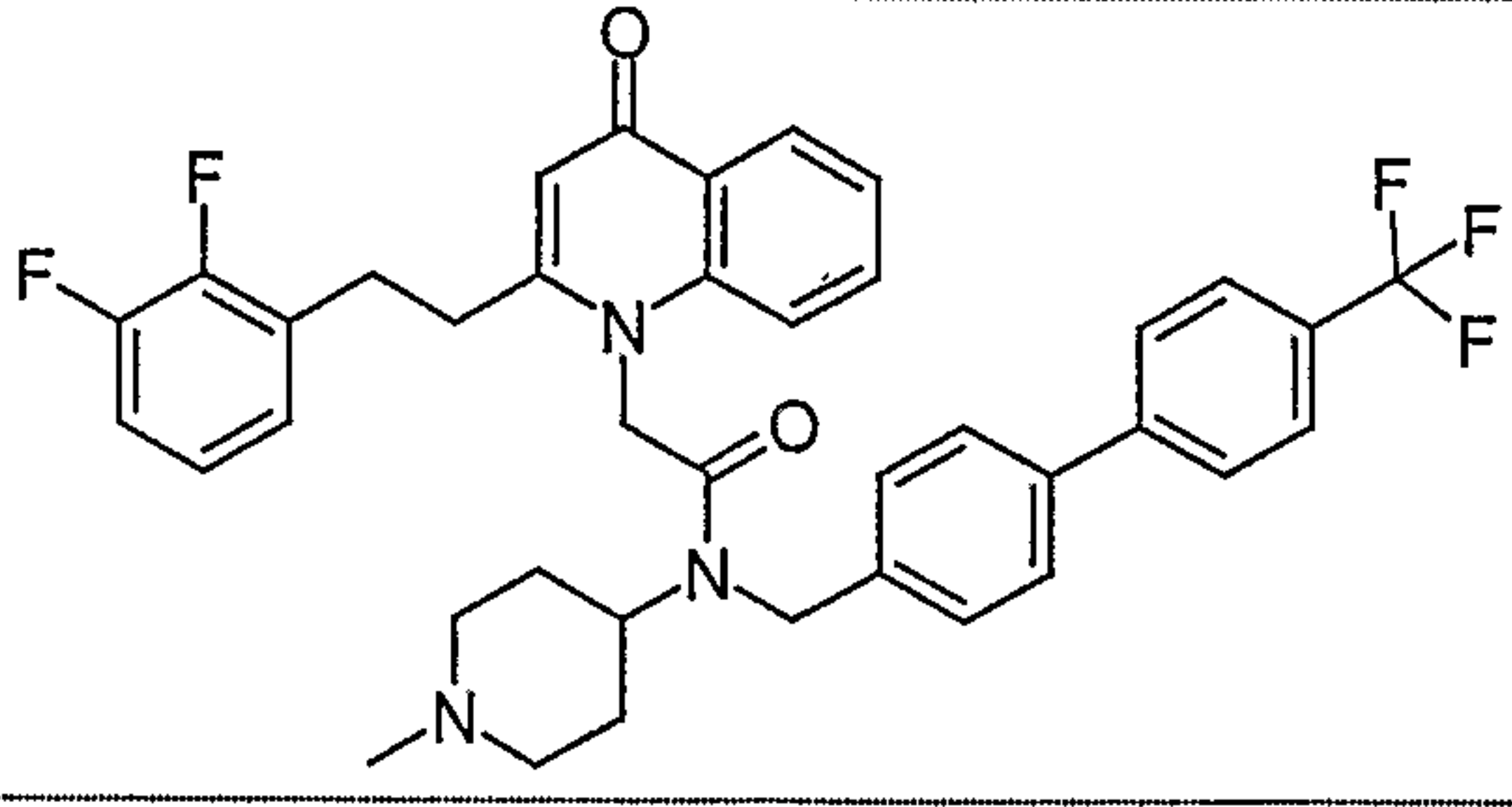
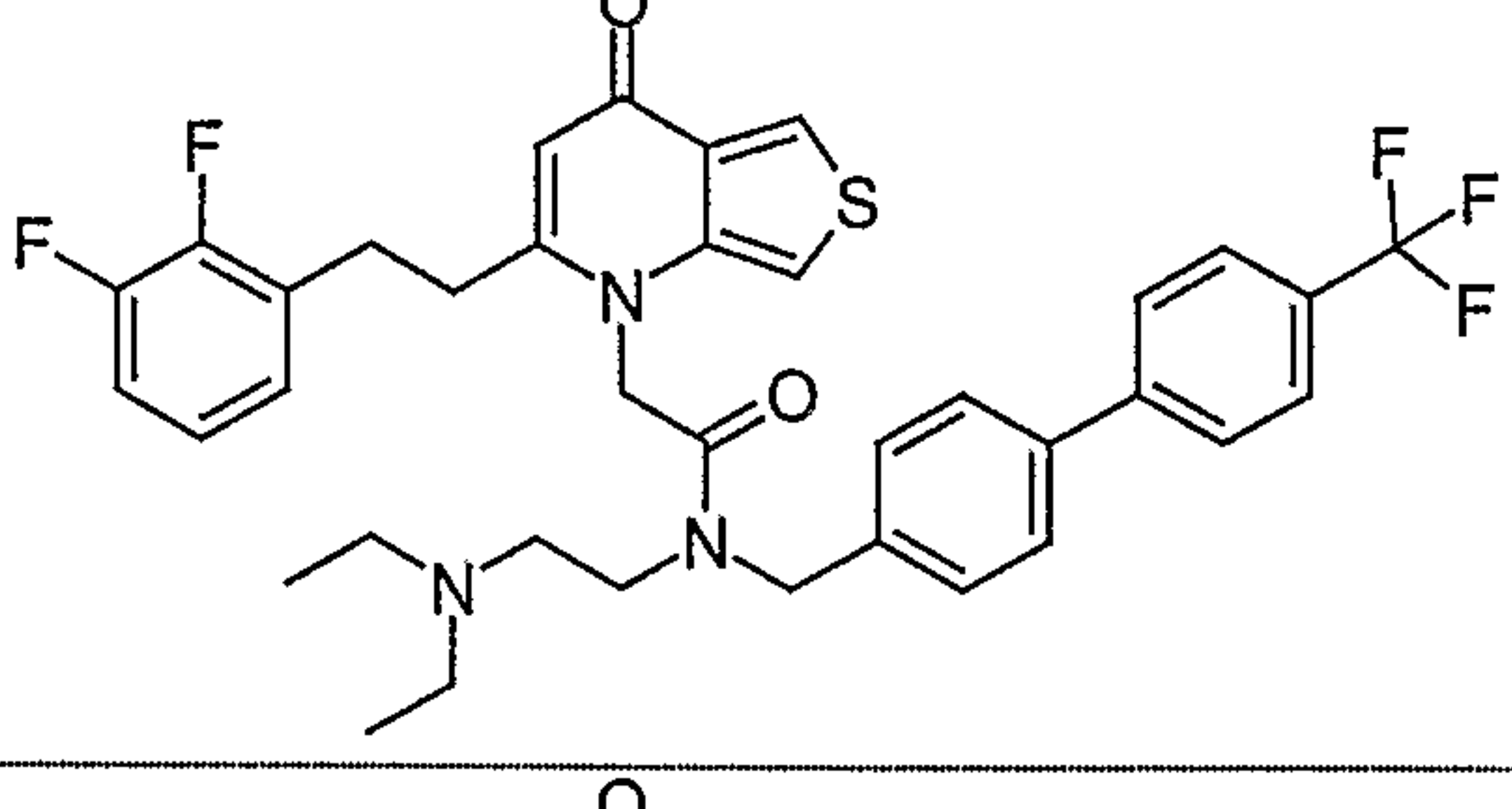
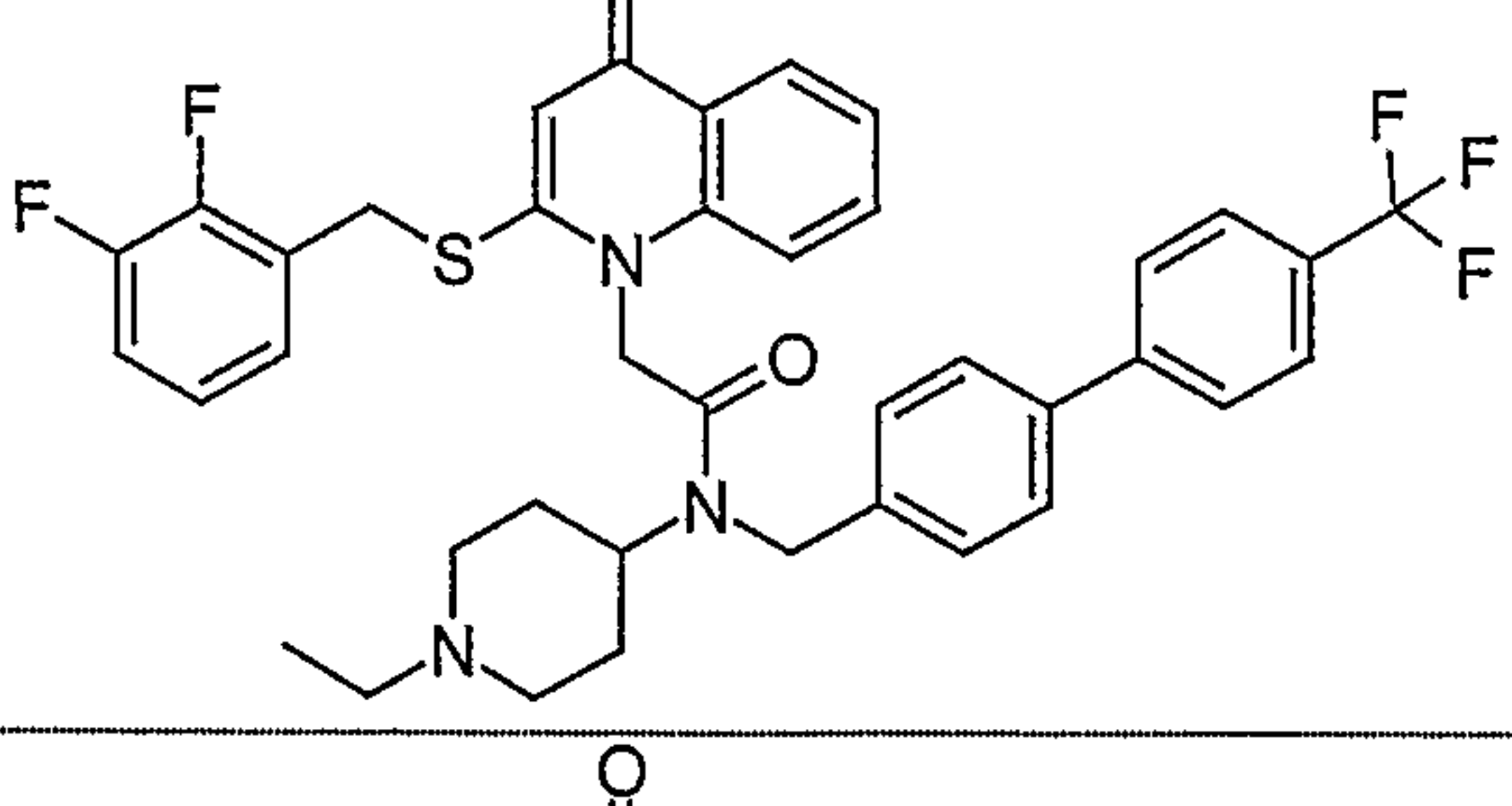
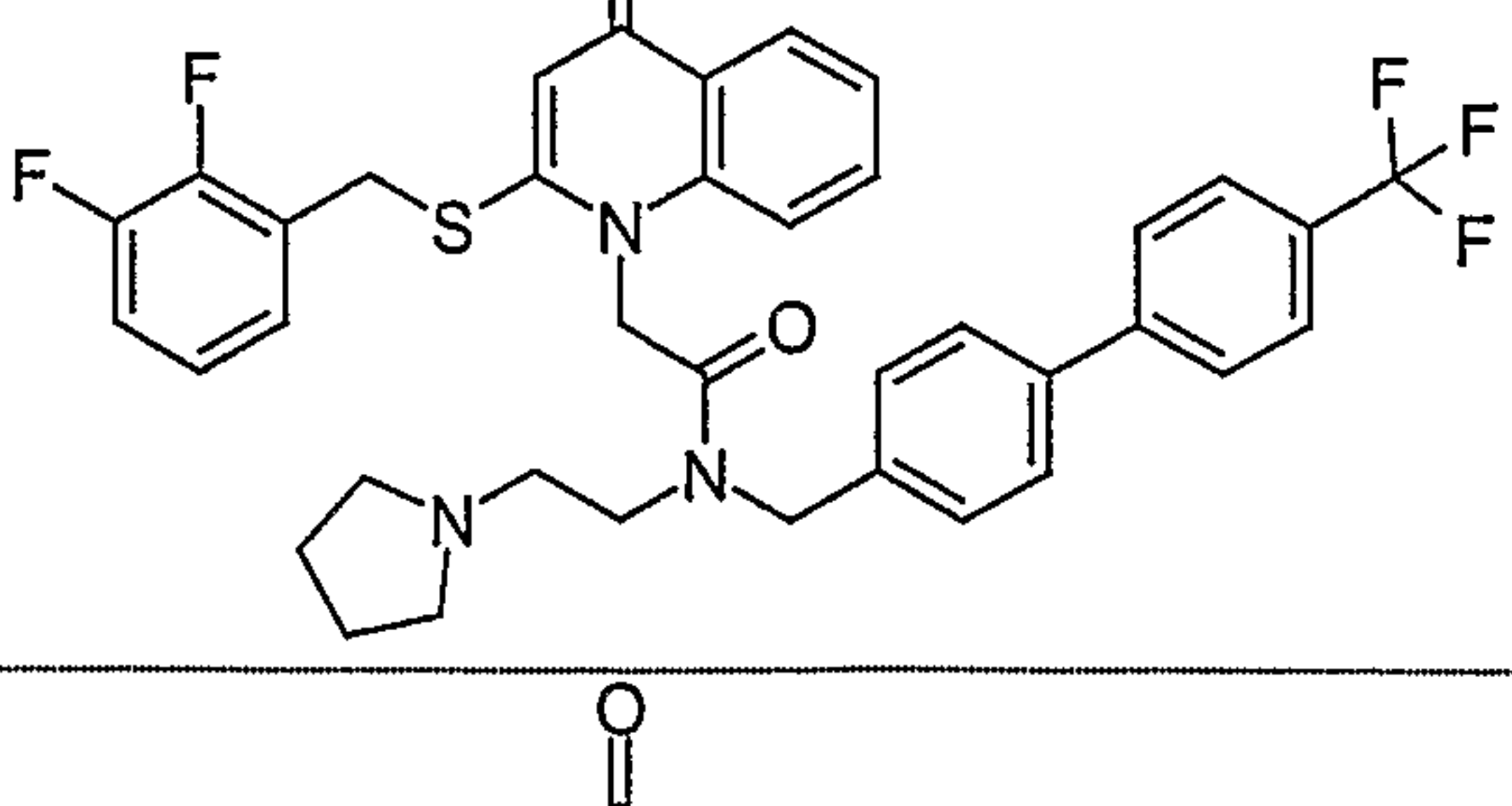
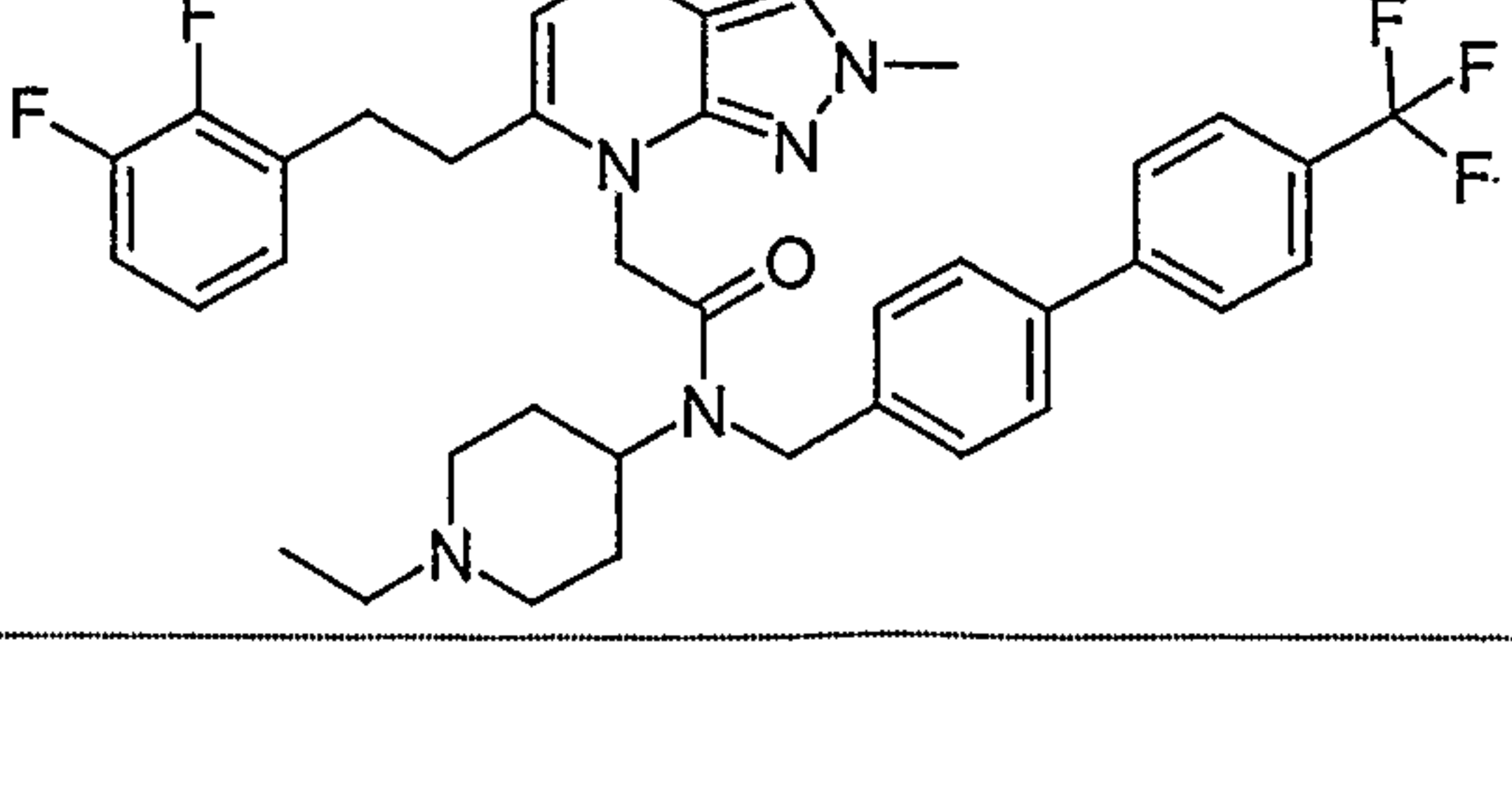
- 10 Example 8 (0.321g) in ethanol (3ml) was stirred overnight with 4M HCl in dioxan (0.25ml). The solid was collected by filtration, washed with ethanol and dried to give the title compound (0.31g). ¹H NMR (CD₃OD), δ 1.8-2.55 (4H, m), 3.0-3.8 (15H, m), 4.15-5.1 (3H, m), 5.6-6.6 (2H, br), 6.94 + 6.97 (1H, 2xs), 7.0-7.25 (3H, m), 7.3-7.95 (9H, m), 8.8-8.95 (1H, m), 9.15-9.25 (1H, m).

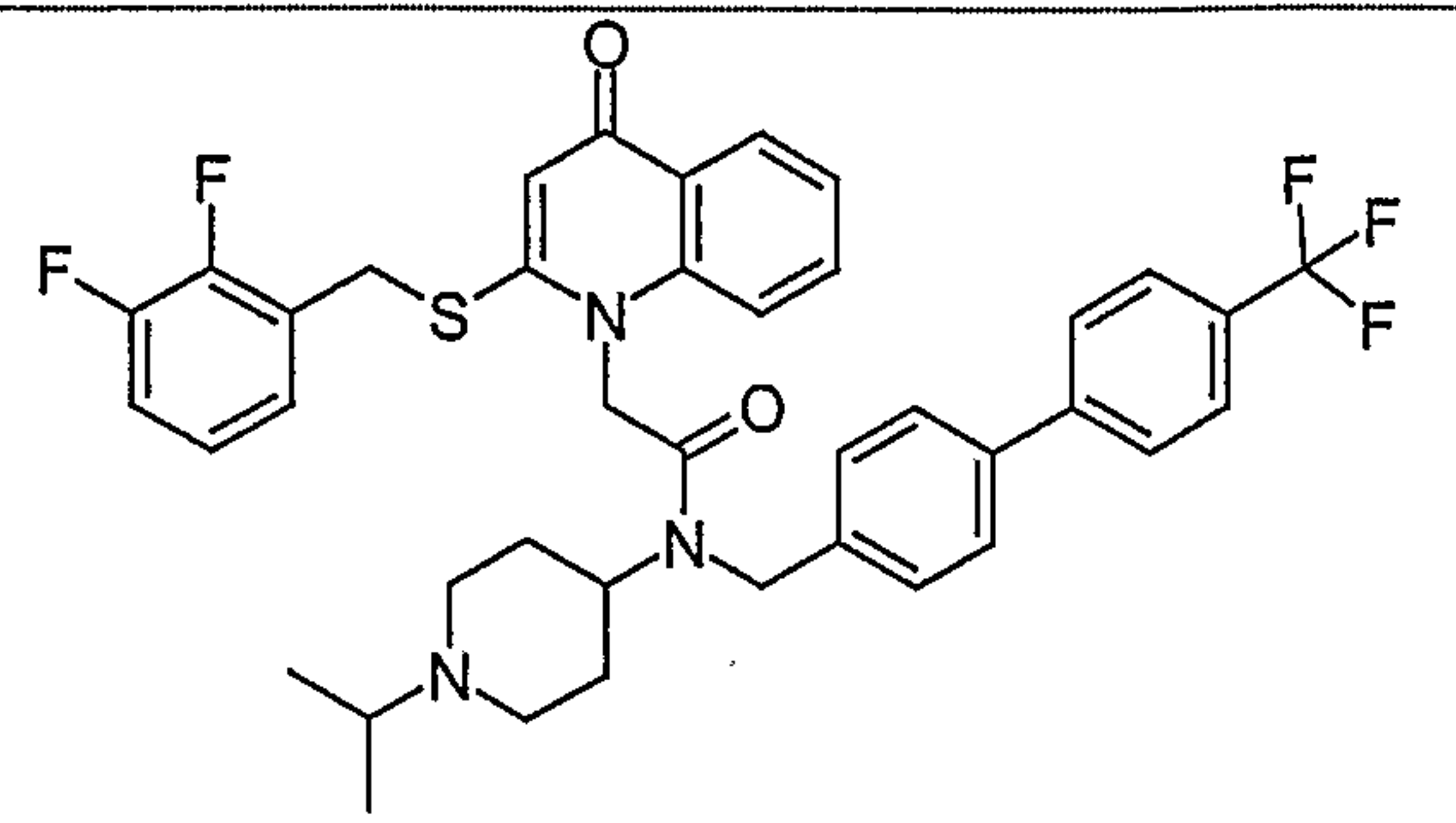
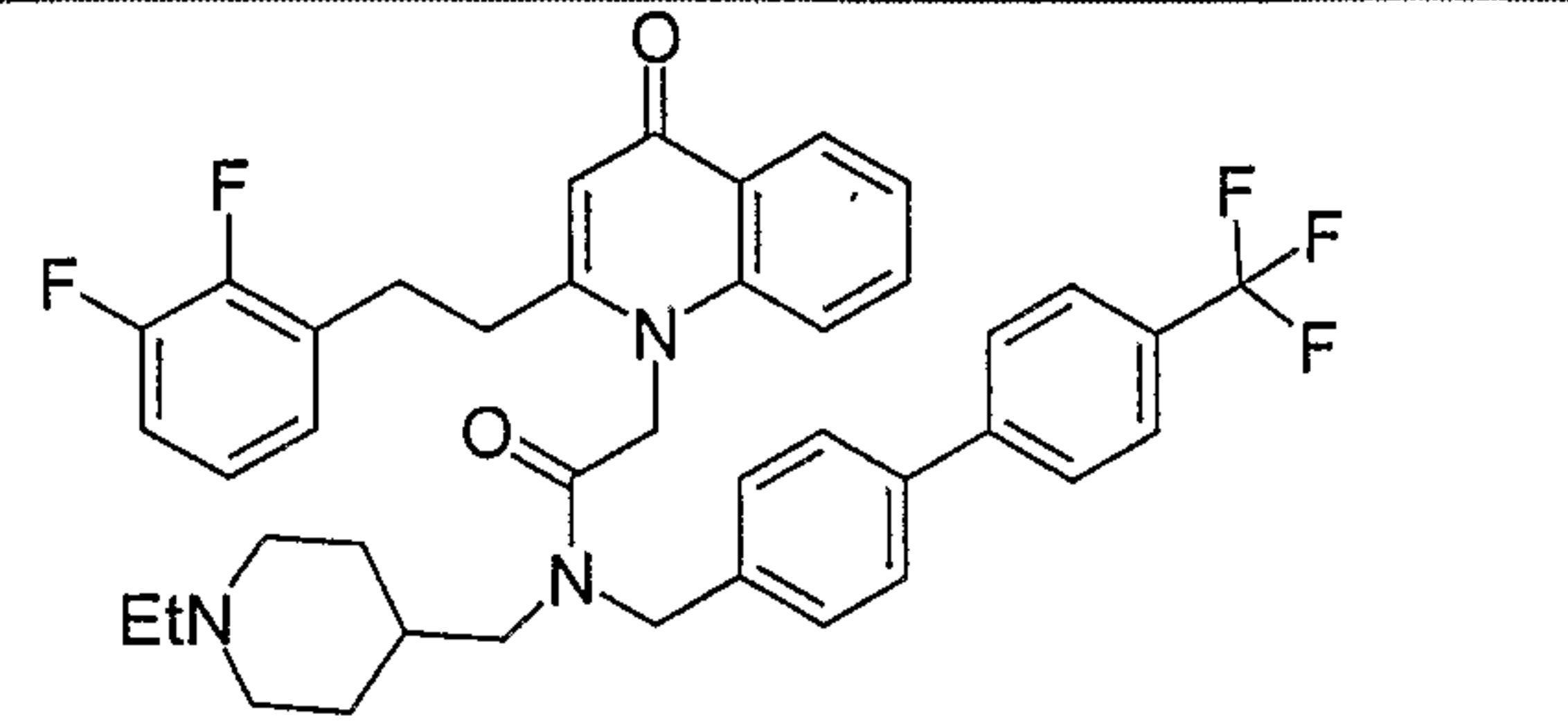
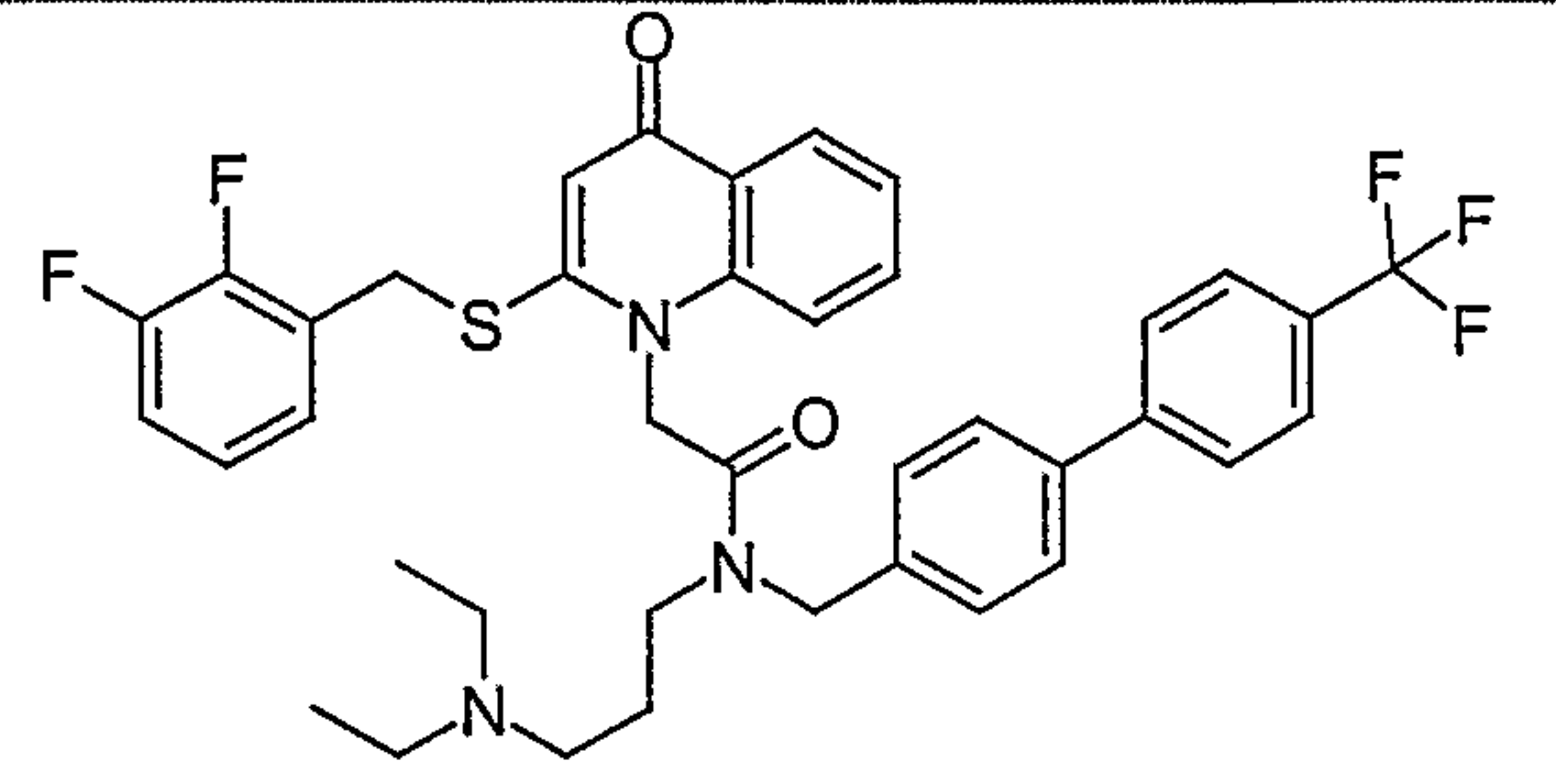
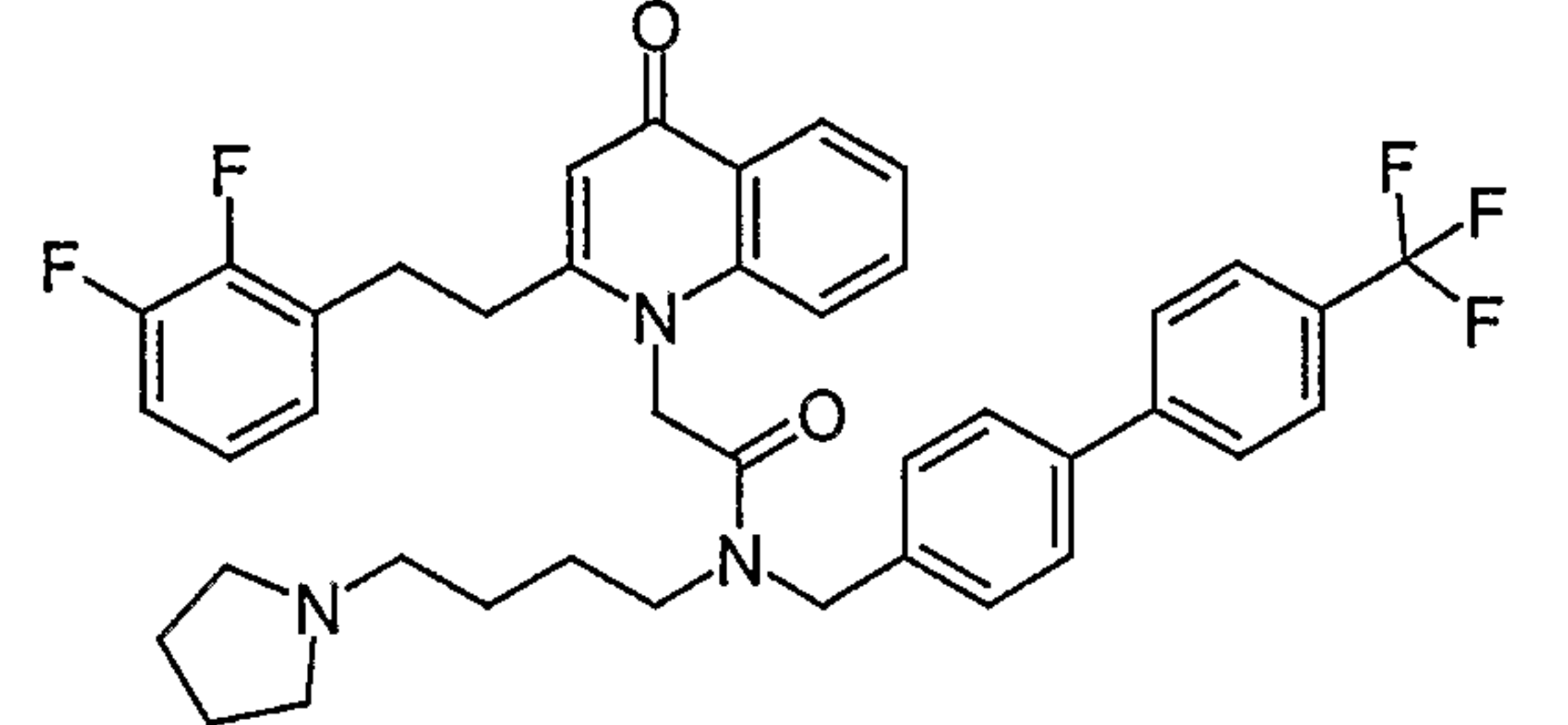
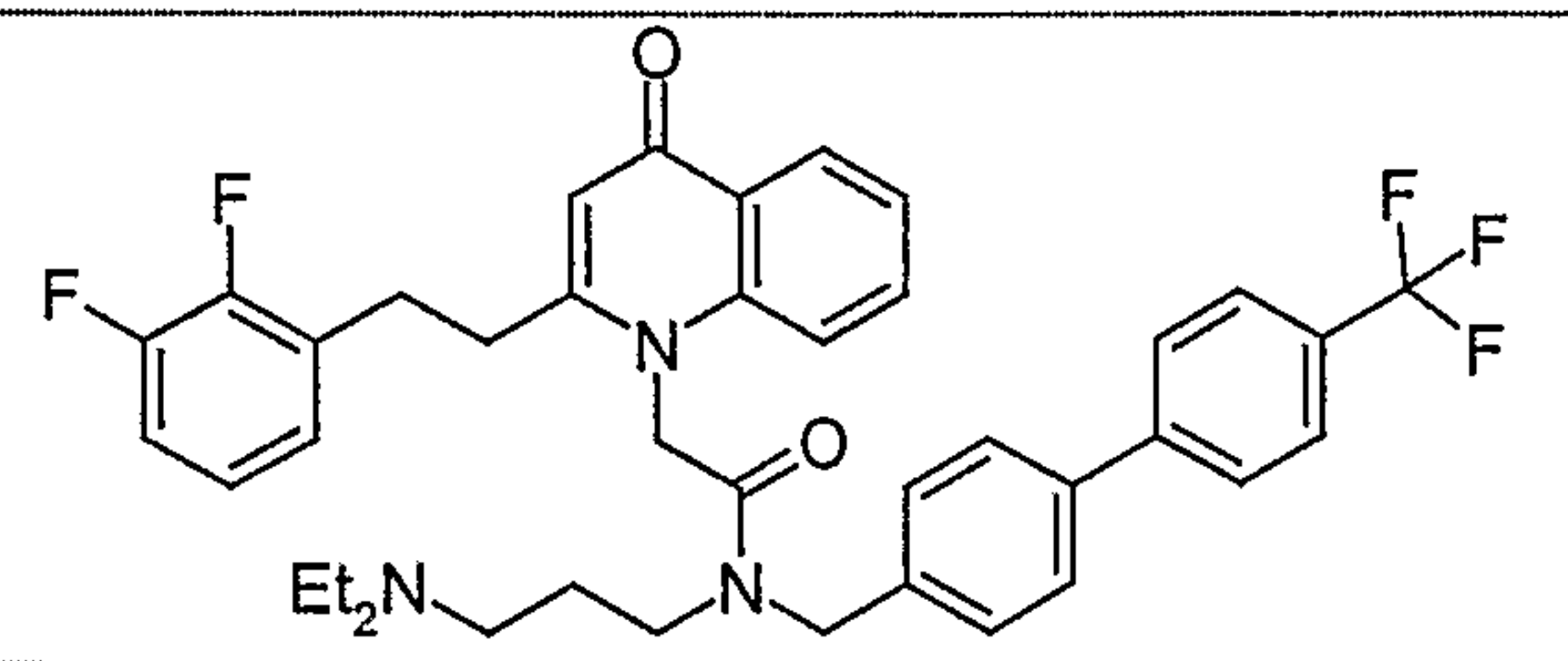
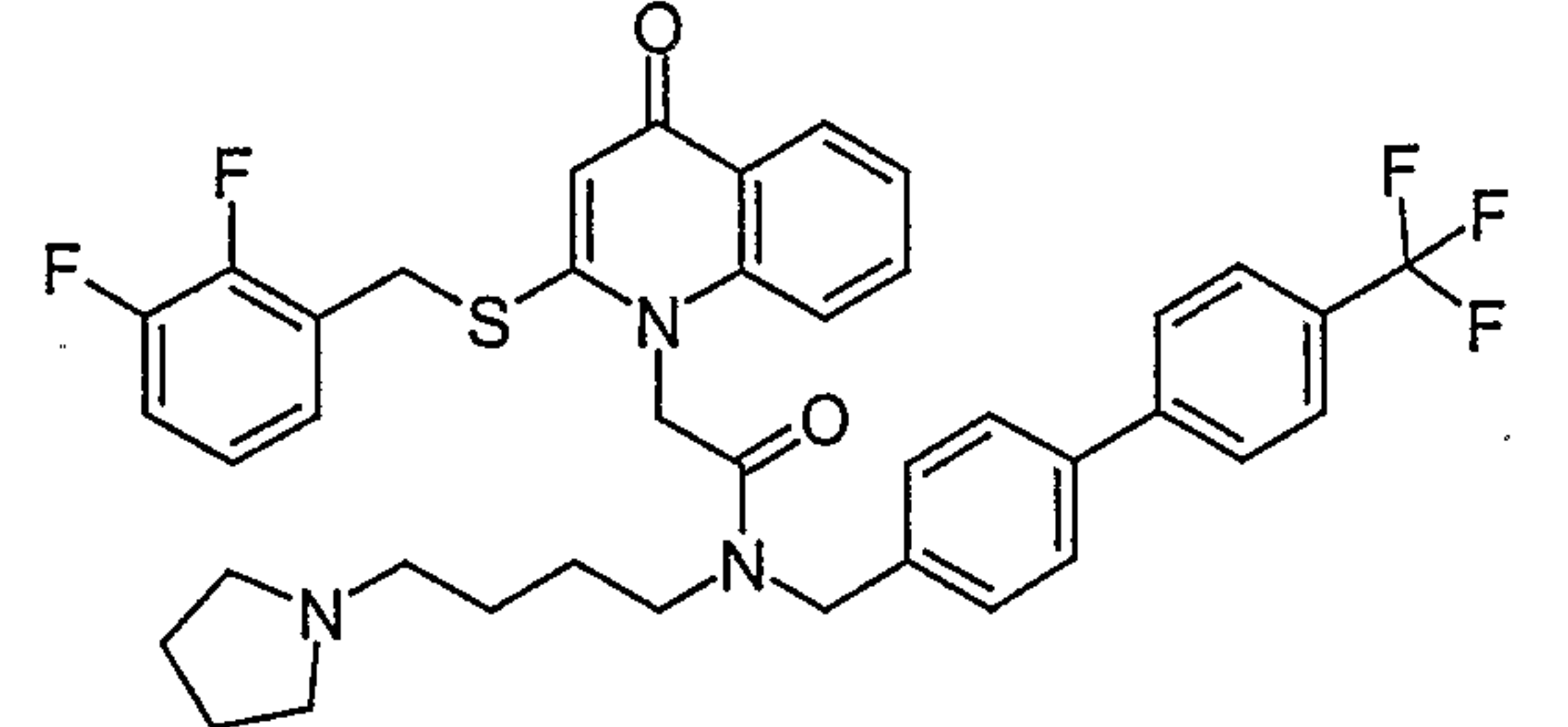
The following Examples were made by the general method of Example 1, using an appropriate solvent such as dimethylformamide or dichloromethane:

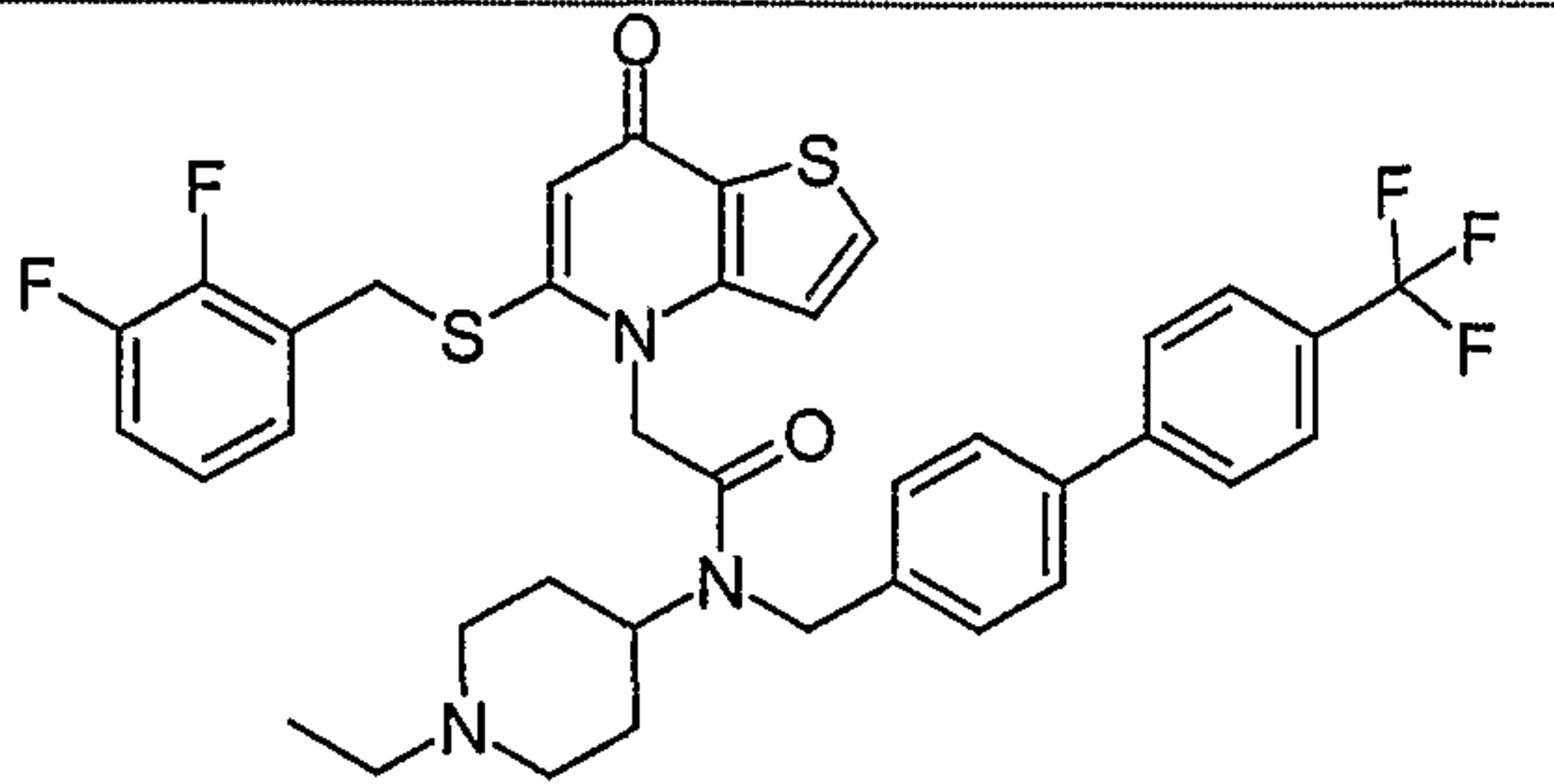
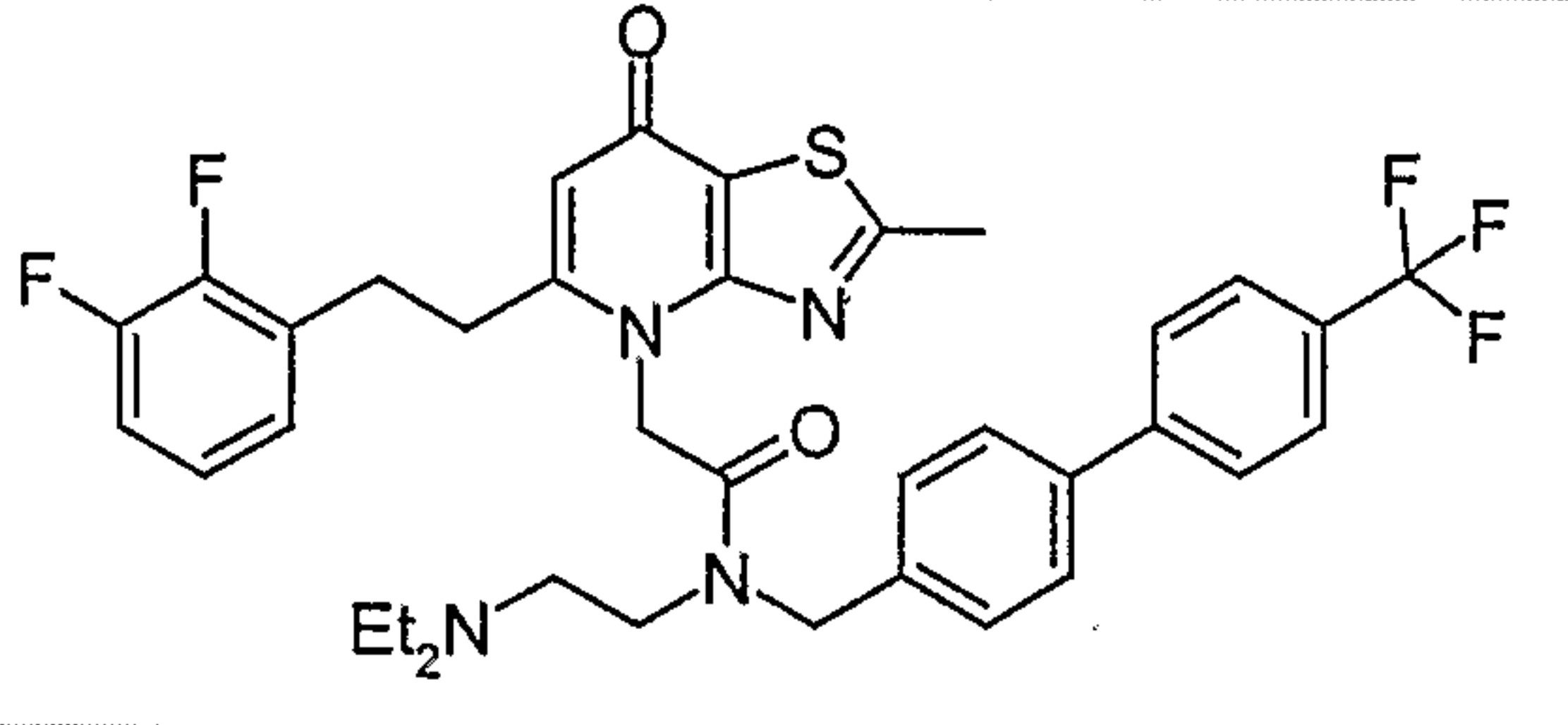
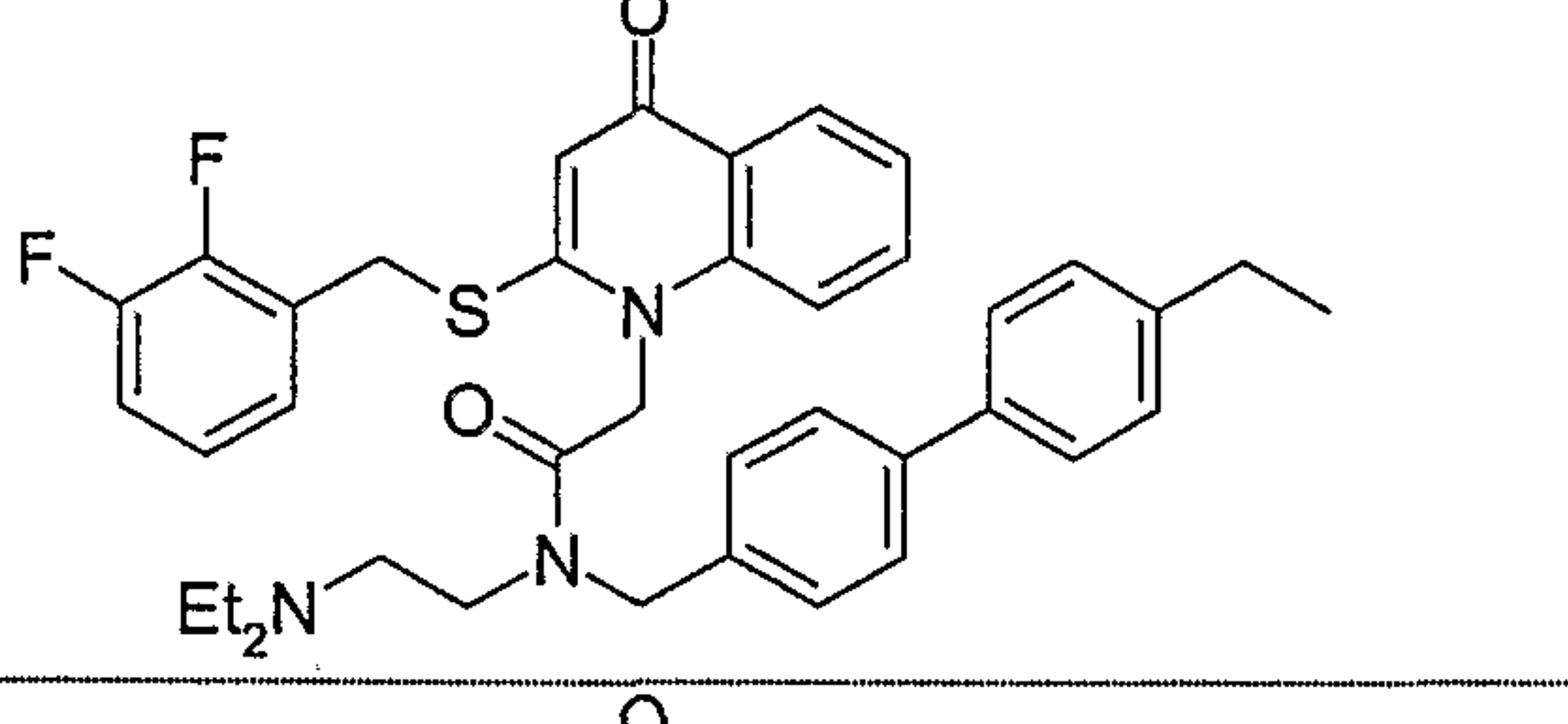
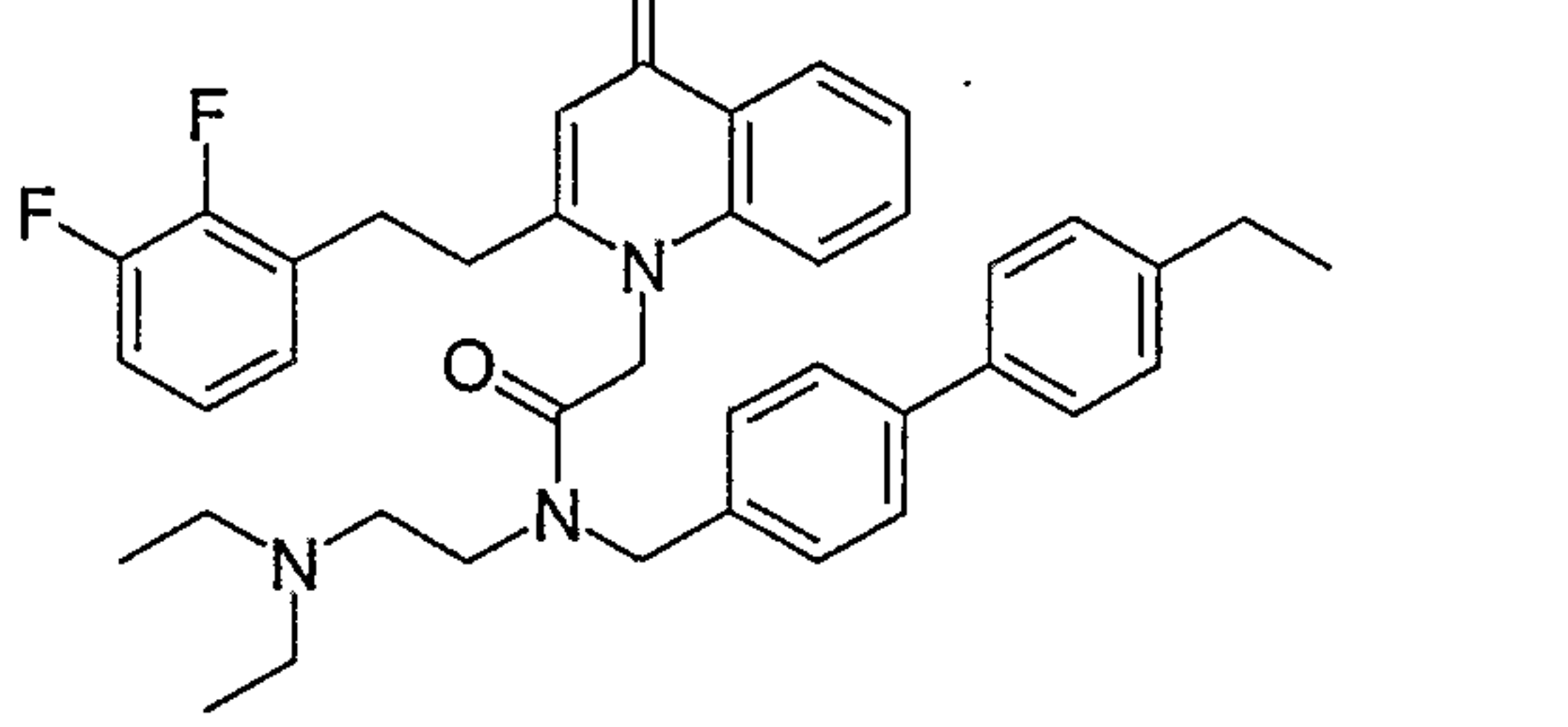
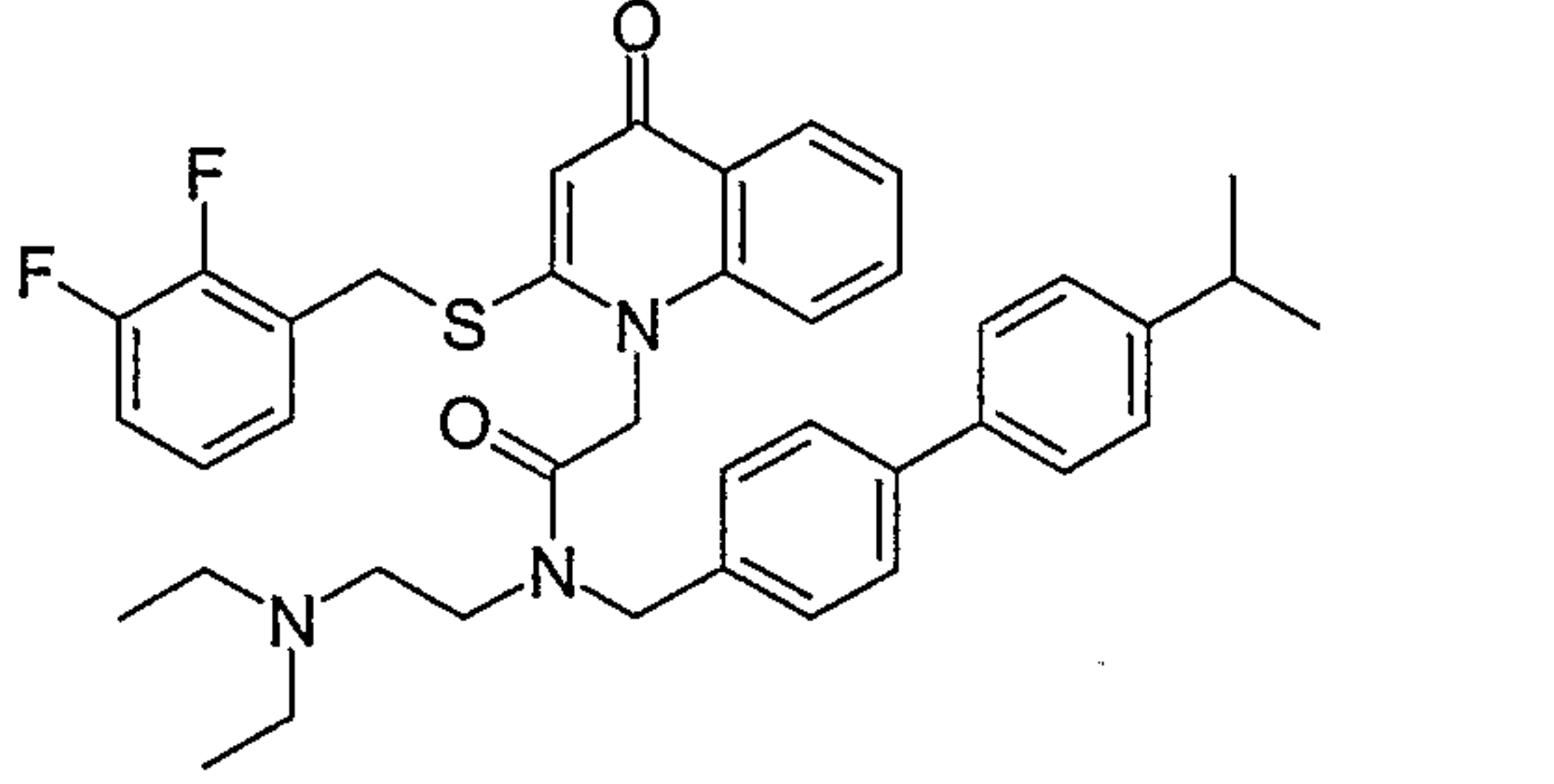
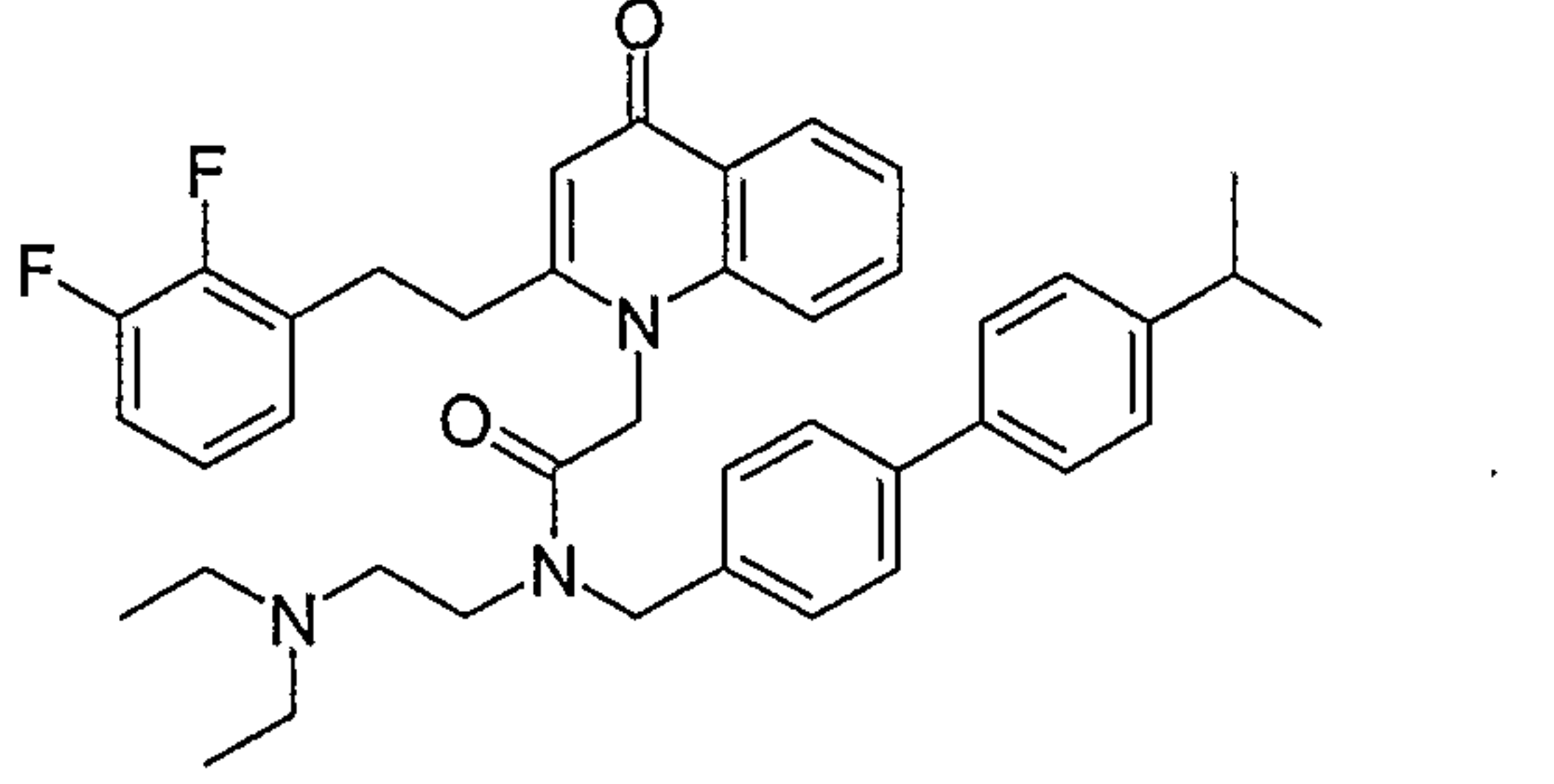
Ex. No.	Precursors	Structure	Name
20	Int. E3 Int. A2		<i>N</i> -(2-Diethylaminoethyl)-2-[2-(4-fluorobenzylthio)-4-oxo-4 <i>H</i> -quinolin-1-yl]- <i>N</i> -(4'-trifluoromethylbiphenyl-4-ylmethyl)-acetamide bitartrate
21	Int. E4 Int. A2		<i>N</i> -(2-Diethylaminoethyl)-2-[2-(4-fluorobenzylthio)-4-oxo-5,6-trimethylenepyridin-1-yl]- <i>N</i> -(4'-trifluoromethyl-biphenyl-4-ylmethyl)acetamide bitartrate
22	Int. E12 Int. A2		<i>N</i> -(2-Diethylaminoethyl)-2-[2-(2,3-difluorobenzylthio)-4-oxo-5,6-trimethylenepyridin-1-yl]- <i>N</i> -(4'-trifluoromethyl-biphenyl-4-ylmethyl)acetamide bitartrate

23	Int. E5 Int. A2		<i>N</i> -(2-Diethylaminoethyl)-2-[2-(4-fluorophenyl)ethyl]-4-oxo-4 <i>H</i> -quinolin-1-yl]- <i>N</i> -(4'-trifluoromethylbiphenyl-4-ylmethyl)-acetamide
24	Int. E6 Int. A2		<i>N</i> -(2-Diethylaminoethyl)-2-[2-(2,4-difluorophenyl)ethyl]-4-oxo-4 <i>H</i> -quinolin-1-yl]- <i>N</i> -(4'-trifluoromethylbiphenyl-4-ylmethyl)-acetamide bitartrate
25	Int. E8 Int. A2		<i>N</i> -(2-Diethylaminoethyl)-2-[2-(2-fluorophenyl)ethyl]-4-oxo-4 <i>H</i> -quinolin-1-yl]- <i>N</i> -(4'-trifluoromethylbiphenyl-4-ylmethyl)-acetamide bitartrate
26	Int. E9 Int. A2		<i>N</i> -(2-Diethylaminoethyl)-2-[2-(2-chlorophenyl)ethyl]-4-oxo-4 <i>H</i> -quinolin-1-yl]- <i>N</i> -(4'-trifluoromethylbiphenyl-4-ylmethyl)-acetamide bitartrate
27	Int E21 Int A2		<i>N</i> -(2-Diethylaminoethyl)-2-[2-(2,3-difluorophenyl)ethyl]-4-oxo-4 <i>H</i> -[1,8]naphthyridin-1-yl]- <i>N</i> -(4'-trifluoromethylbiphenyl-4-ylmethyl)acetamide bitartrate
28	Int E21 Int A40		<i>N</i> -(1-Ethylpiperidin-4-yl)-2-[2-(2,3-difluorophenyl)ethyl]-4-oxo-4 <i>H</i> -[1,8]naphthyridin-1-yl]- <i>N</i> -(4'-trifluoromethylbiphenyl-4-ylmethyl)acetamide
29	Int. E2 Int. A40		<i>N</i> -(1-Ethylpiperidin-4-yl)-2-[2-(2,3-difluorophenyl)ethyl]-4-oxo-4 <i>H</i> -quinolin-1-yl]- <i>N</i> -(4'-trifluoromethylbiphenyl-4-ylmethyl)-acetamide bitartrate

30	Int. E2 Int. A22		<i>N</i> -(2-Pyrrolidin-1-ylethyl)-2-[2-(2-(2,3-difluorophenyl)ethyl)-4-oxo-4 <i>H</i> -quinolin-1-yl]- <i>N</i> -(4'-trifluoromethylbiphenyl-4-ylmethyl)-acetamide bitartrate
31	Int. E2 Int. A41		<i>N</i> -(1-Isopropylpiperidin-4-yl)-2-[2-(2-(2,3-difluorophenyl)ethyl)-4-oxo-4 <i>H</i> -quinolin-1-yl]- <i>N</i> -(4'-trifluoromethylbiphenyl-4-ylmethyl)acetamide bitartrate
32	Int. E2 Int. A20		<i>N</i> -(2-piperidin-1-ylethyl)-2-[2-(2-(2,3-difluorophenyl)ethyl)-4-oxo-4 <i>H</i> -quinolin-1-yl]- <i>N</i> -(4'-trifluoromethylbiphenyl-4-ylmethyl)-acetamide bitartrate
33	Int. E22 Int. A2		<i>N</i> -(2-Diethylaminoethyl)-2-[2-(2,3-difluorobenzylthio)-7-fluoro-4-oxo-4 <i>H</i> -quinolin-1-yl]- <i>N</i> -(4'-trifluoromethylbiphenyl-4-ylmethyl)-acetamide bitartrate
34	Int. E26 Int. A2		<i>N</i> -(2-Diethylaminoethyl)-5-[2-(2-(2,3-difluorophenyl)ethyl)-2-methyl-7-oxo-7 <i>H</i> -thieno[3,2- <i>b</i>]pyridin-4-yl]- <i>N</i> -(4'-trifluoromethylbiphenyl-4-ylmethyl)-acetamide bitartrate
35	Int. E24 Int. A2		<i>N</i> -(2-Diethylaminoethyl)-2-[2-(2-(2,3-difluorophenyl)ethyl)-5,6-dimethyl-4-oxo-4 <i>H</i> -pyridin-1-yl]- <i>N</i> -(4'-trifluoromethylbiphenyl-4-ylmethyl)acetamide bitartrate
36	Int. E23 Int. A2		<i>N</i> -(2-Diethylaminoethyl)-2-[2-(2-(2,3-difluorophenyl)ethyl)-5-ethyl-4-oxo-4 <i>H</i> -pyridin-1-yl]- <i>N</i> -(4'-trifluoromethylbiphenyl-4-ylmethyl)acetamide bitartrate

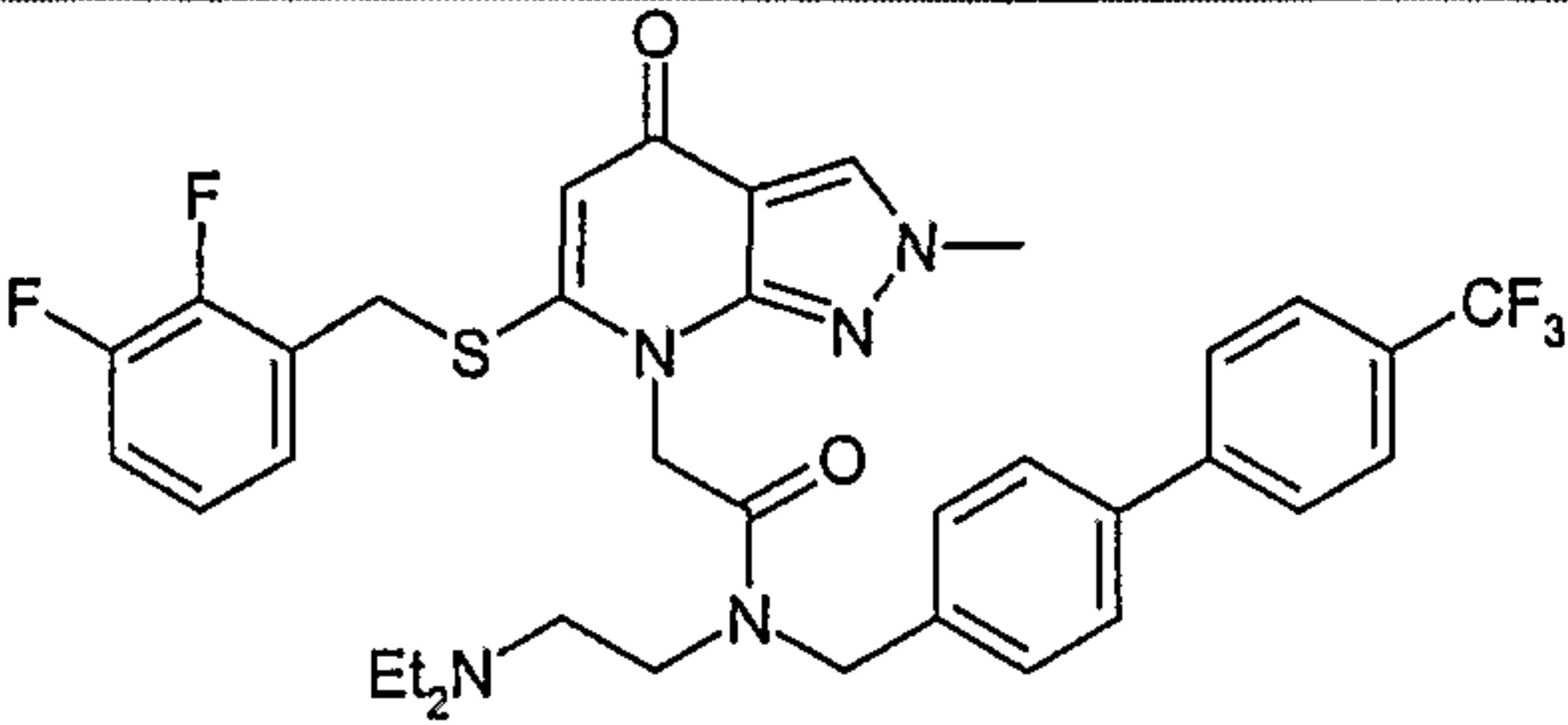
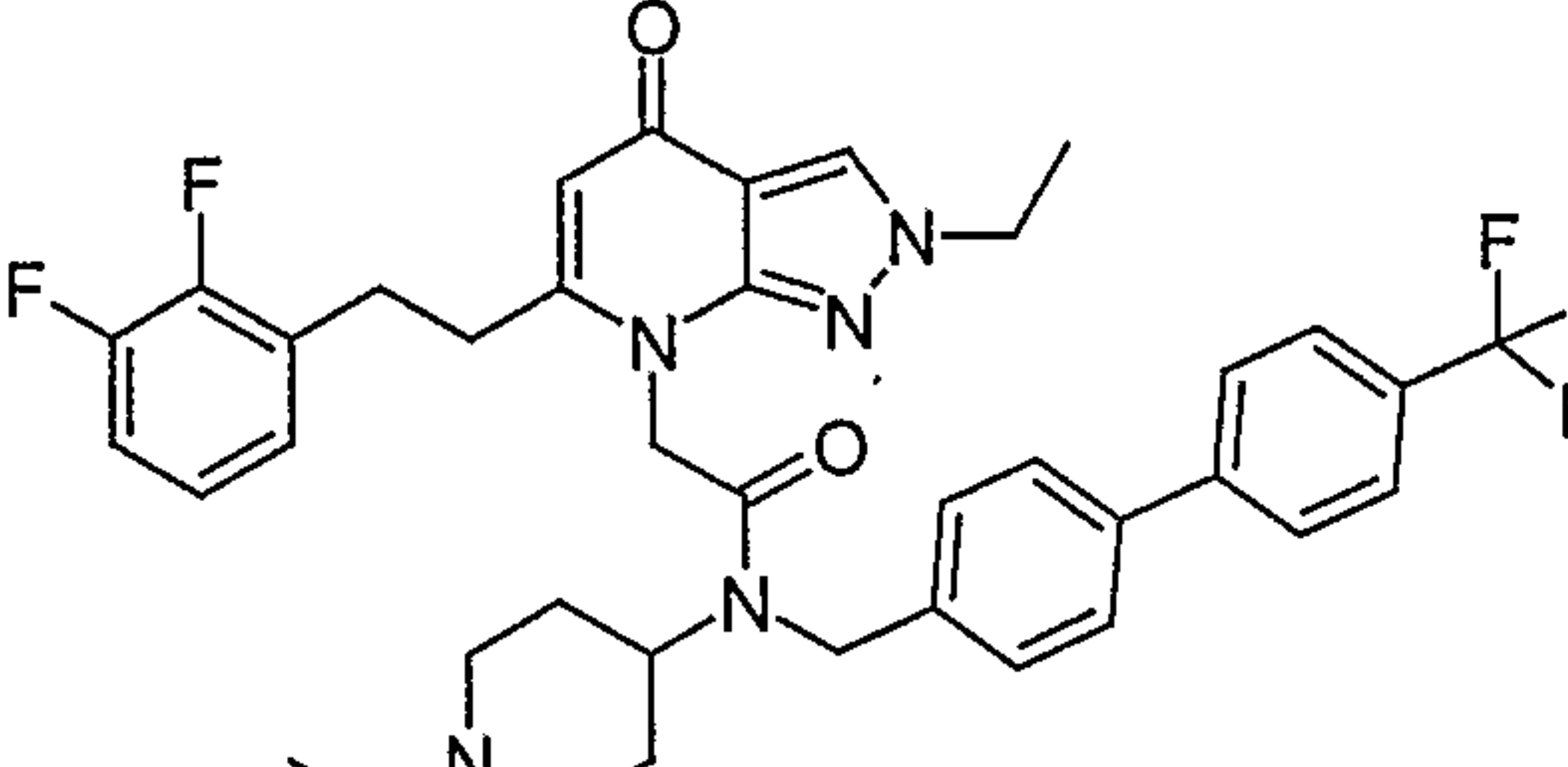
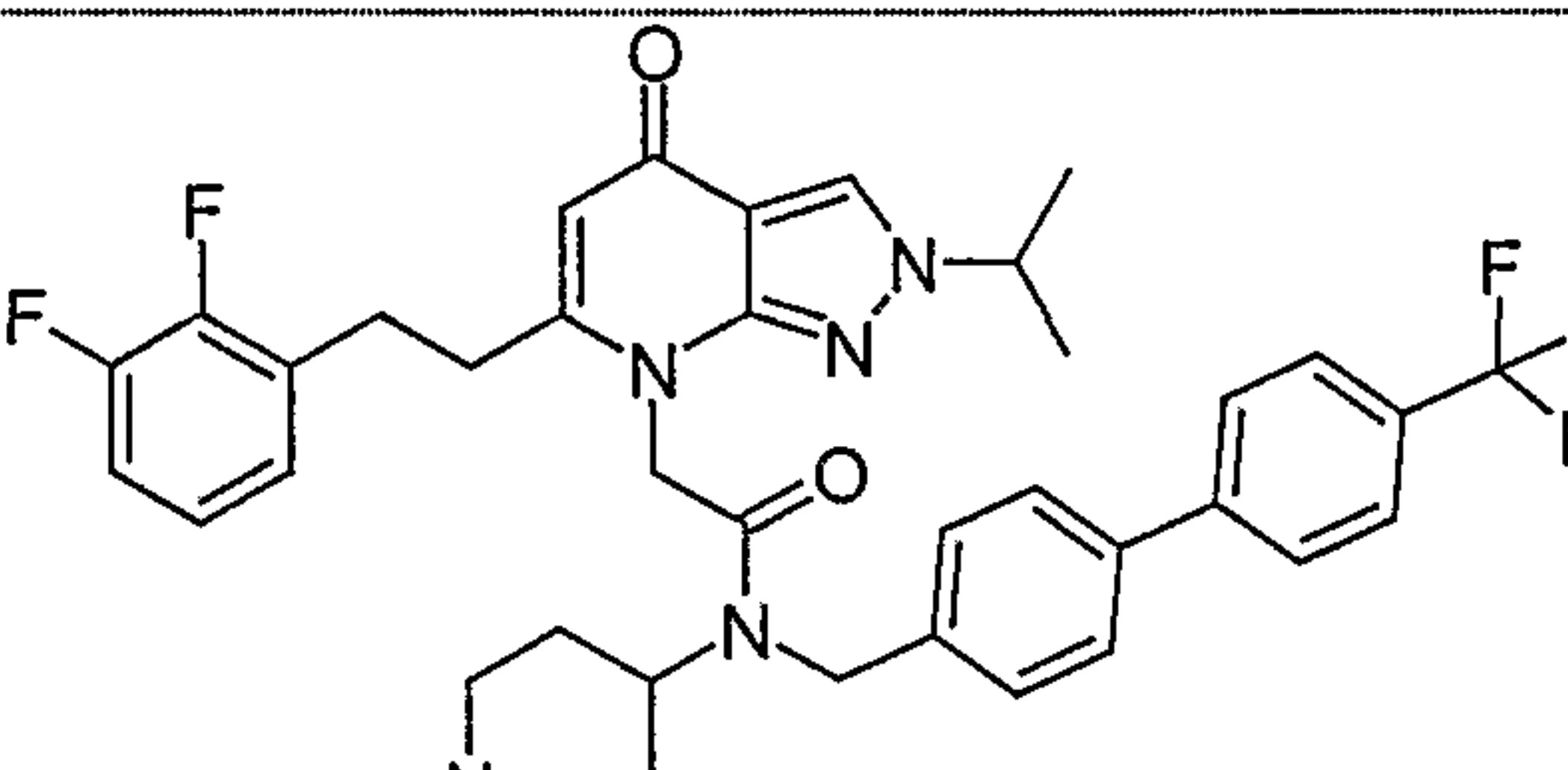
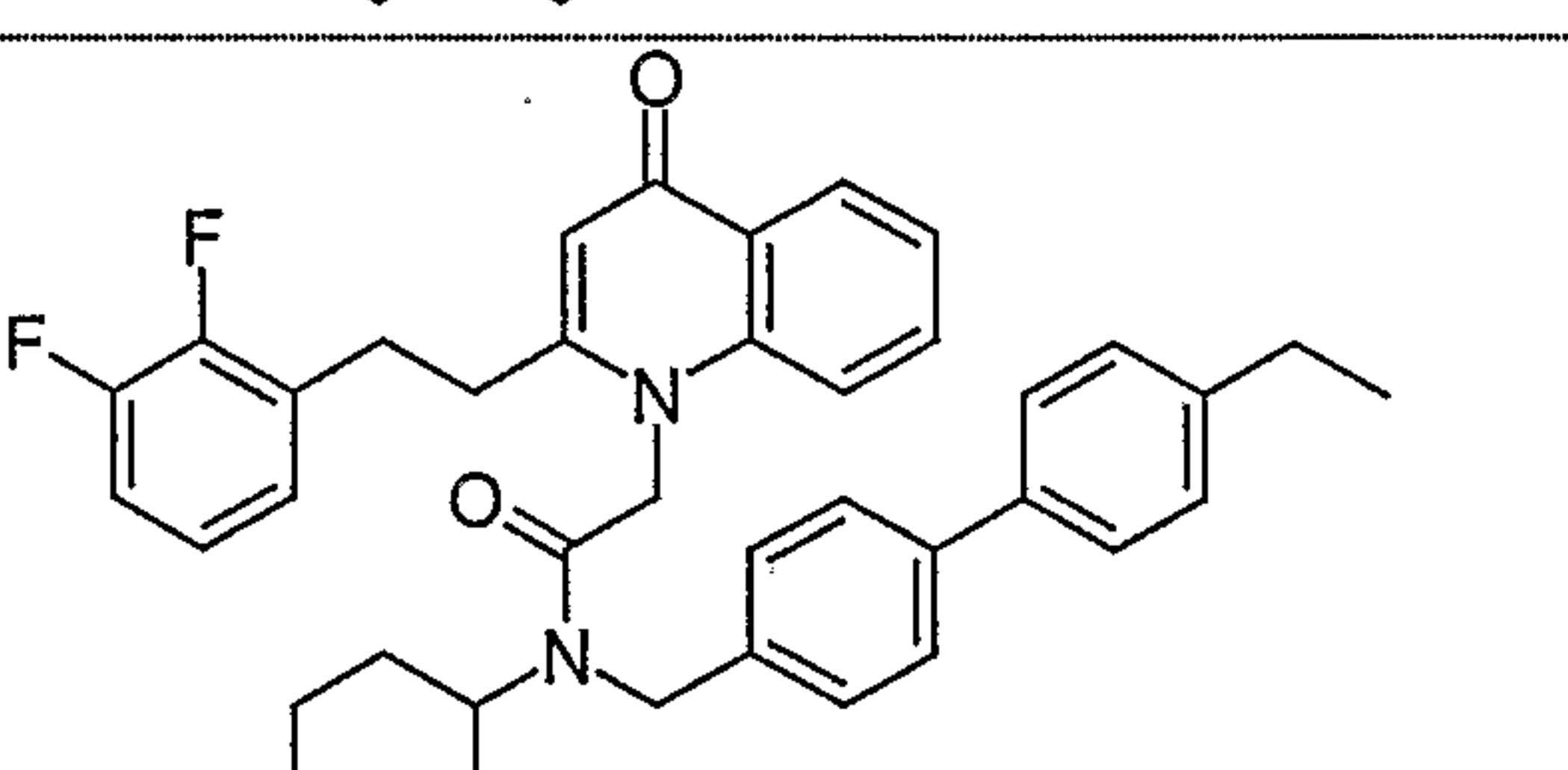
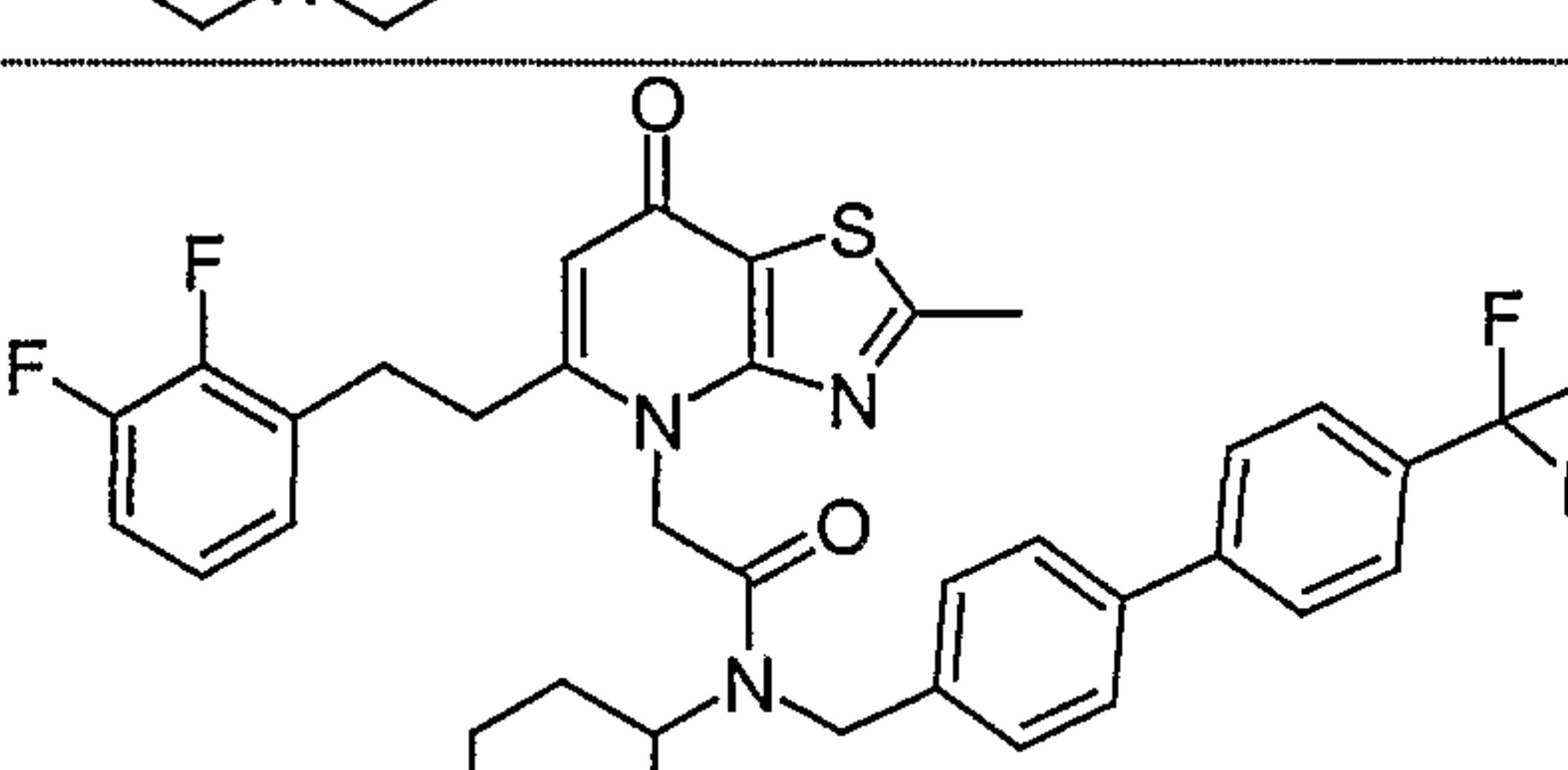
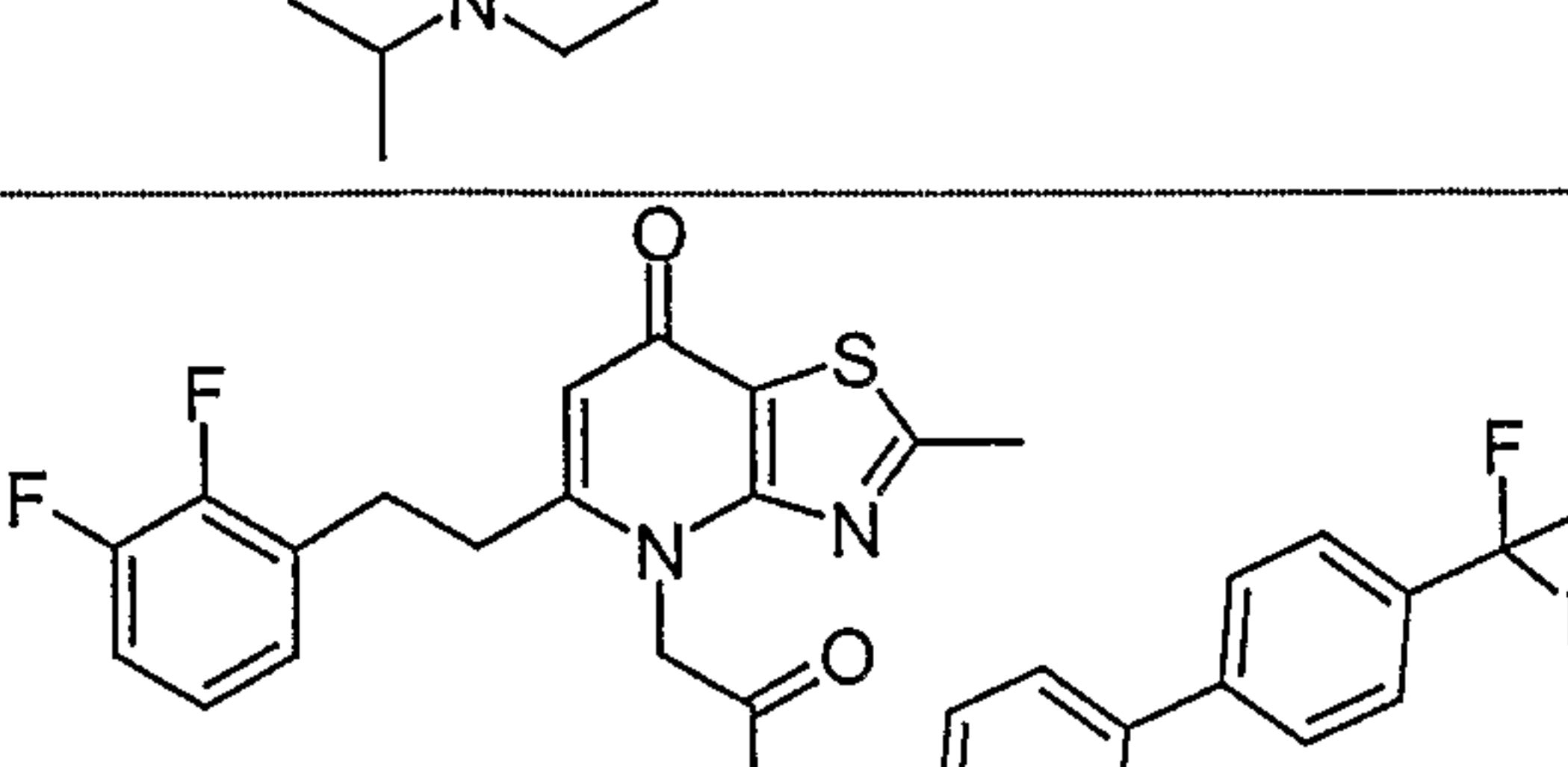
37	Int. E2 Int. A42		<i>N</i> -(1-(2-methoxyethyl)piperidin-4-yl)-2-[2-(2-(2,3-difluorophenyl)ethyl)-4-oxo-4 <i>H</i> -quinolin-1-yl]- <i>N</i> -(4'-trifluoromethylbiphenyl-4-ylmethyl)-acetamide bitartrate
38	Int. E2 Int. A5		<i>N</i> -(1-methylpiperidin-4-yl)-2-[2-(2-(2,3-difluorophenyl)ethyl)-4-oxo-4 <i>H</i> -quinolin-1-yl]- <i>N</i> -(4'-trifluoromethylbiphenyl-4-ylmethyl)-acetamide bitartrate
39	Int. E27 Int. A2		<i>N</i> -(2-Diethylaminoethyl)-2-[2-(2-(2,3-difluorophenyl)ethyl)-4-oxo-4 <i>H</i> -thieno[3,4- <i>b</i>]pyridin-1-yl]- <i>N</i> -(4'-trifluoromethylbiphenyl-4-ylmethyl)-acetamide bitartrate
40	Int. E1 Int. A40		<i>N</i> -(1-Ethylpiperidin-4-yl)-2-[2-(2,3-difluorobenzylthio)-4-oxo-4 <i>H</i> -quinolin-1-yl]- <i>N</i> -(4'-trifluoromethylbiphenyl-4-ylmethyl)-acetamide bitartrate
41	Int. E1 Int. A22		<i>N</i> -(2-pyrrolidin-1-ylethyl)-2-[2-(2,3-difluorobenzylthio)-4-oxo-4 <i>H</i> -quinolin-1-yl]- <i>N</i> -(4'-trifluoromethylbiphenyl-4-ylmethyl)-acetamide bitartrate
42	Int. E30 Int. A40		<i>N</i> -(1-Ethylpiperidin-4-yl)-2-[6-(2-(2,3-difluorophenyl)ethyl)-2-methyl-4-oxo-4 <i>H</i> -pyrazolo[3,4- <i>b</i>]pyridin-7-yl]- <i>N</i> -(4'-trifluoromethylbiphenyl-4-ylmethyl)-acetamide bitartrate

43	Int. E1 Int. A41		<i>N</i> -(1-isopropylpiperidin-4-yl)-2-[2-(2,3-difluorobenzylthio)-4-oxo-4 <i>H</i> -quinolin-1-yl]- <i>N</i> -(4'-trifluoromethylbiphenyl-4-ylmethyl)-acetamide bitartrate
44	Int. E2 Int. A25		<i>N</i> -(1-ethylpiperidin-4-ylmethyl)-2-[2-(2-(2,3-difluorophenyl)ethyl)-4-oxo-4 <i>H</i> -quinolin-1-yl]- <i>N</i> -(4'-trifluoromethylbiphenyl-4-ylmethyl)acetamide bitartrate
45	Int. E1 Int. A24		<i>N</i> -(3-Diethylaminopropyl)-2-[2-(2,3-difluorobenzylthio)-4-oxo-4 <i>H</i> -quinolin-1-yl]- <i>N</i> -(4'-trifluoromethylbiphenyl-4-ylmethyl)-acetamide bitartrate
46	Int. E2 Int. A32		<i>N</i> -(4-pyrrolidin-1-ylbutyl)-2-[2-(2-(2,3-difluorophenyl)ethyl)-4-oxo-4 <i>H</i> -quinolin-1-yl]- <i>N</i> -(4'-trifluoromethylbiphenyl-4-ylmethyl)-acetamide bitartrate
47	Int. E2 Int. A24		<i>N</i> -(3-Diethylaminopropyl)-2-[2-(2-(2,3-difluorophenyl)ethyl)-4-oxo-4 <i>H</i> -quinolin-1-yl]- <i>N</i> -(4'-trifluoromethylbiphenyl-4-ylmethyl)-acetamide bitartrate
48	Int. E1 Int. A32		<i>N</i> -(4-pyrrolidin-1-ylbutyl)-2-[2-(2,3-difluorobenzylthio)-4-oxo-4 <i>H</i> -quinolin-1-yl]- <i>N</i> -(4'-trifluoromethylbiphenyl-4-ylmethyl)-acetamide bitartrate

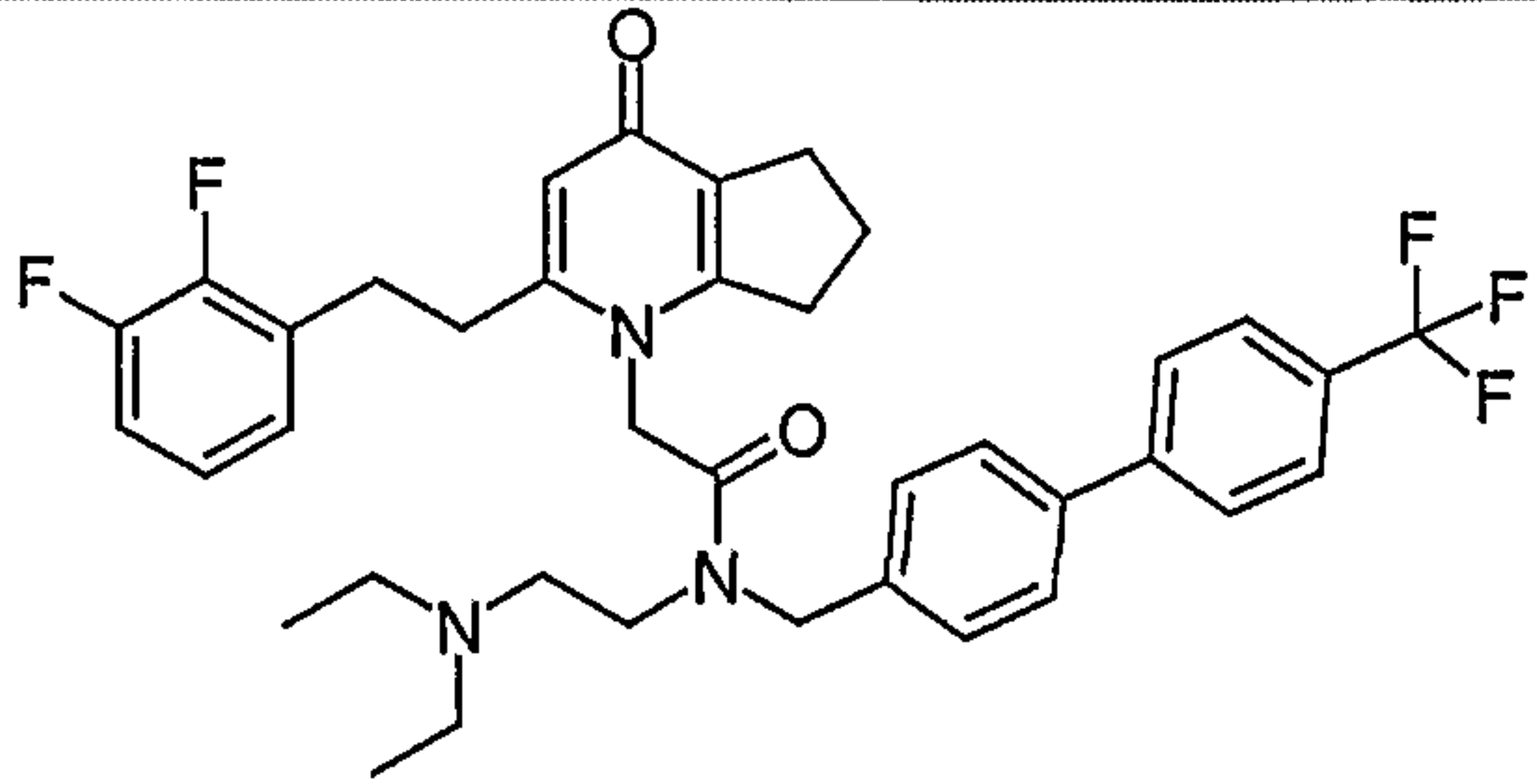
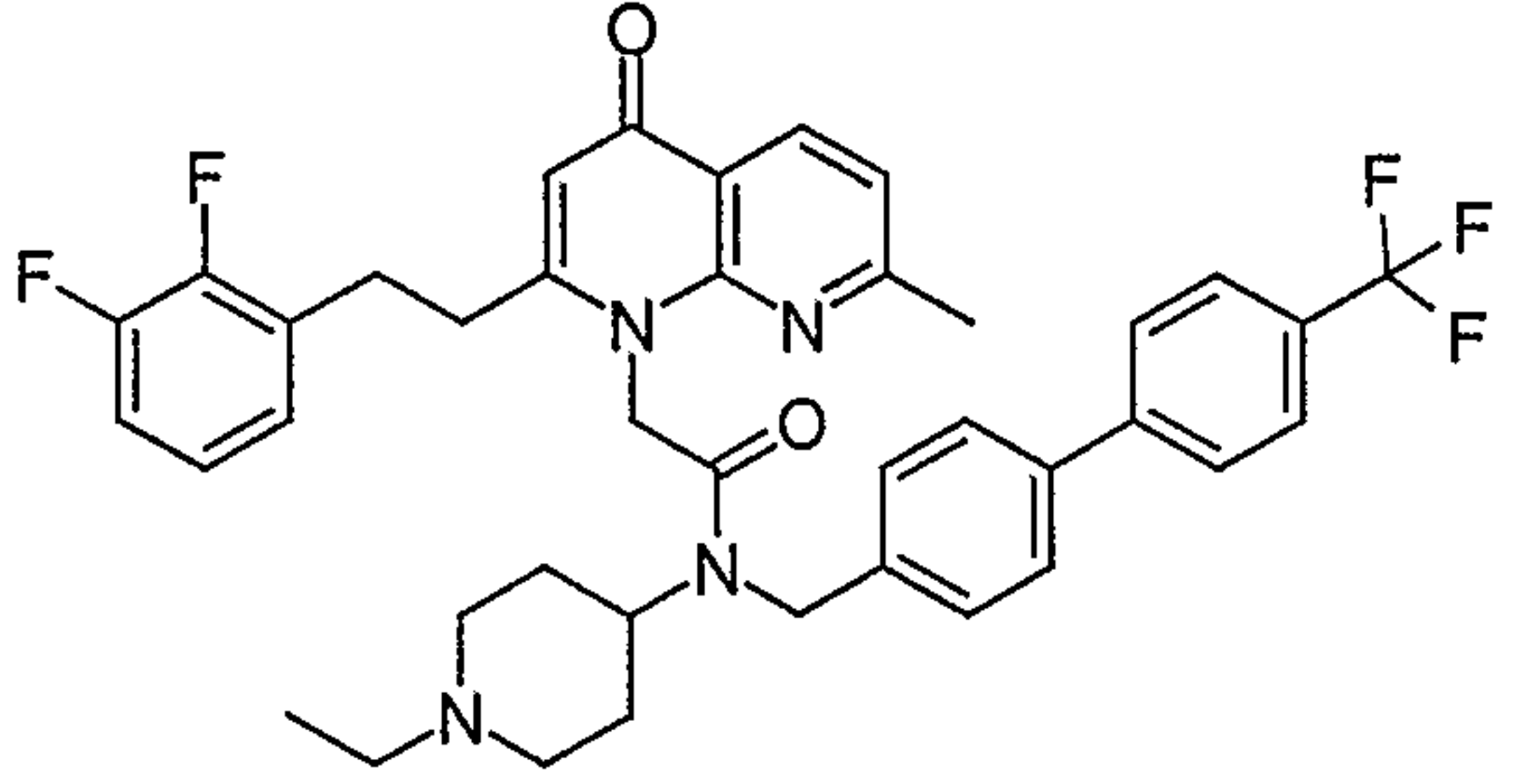
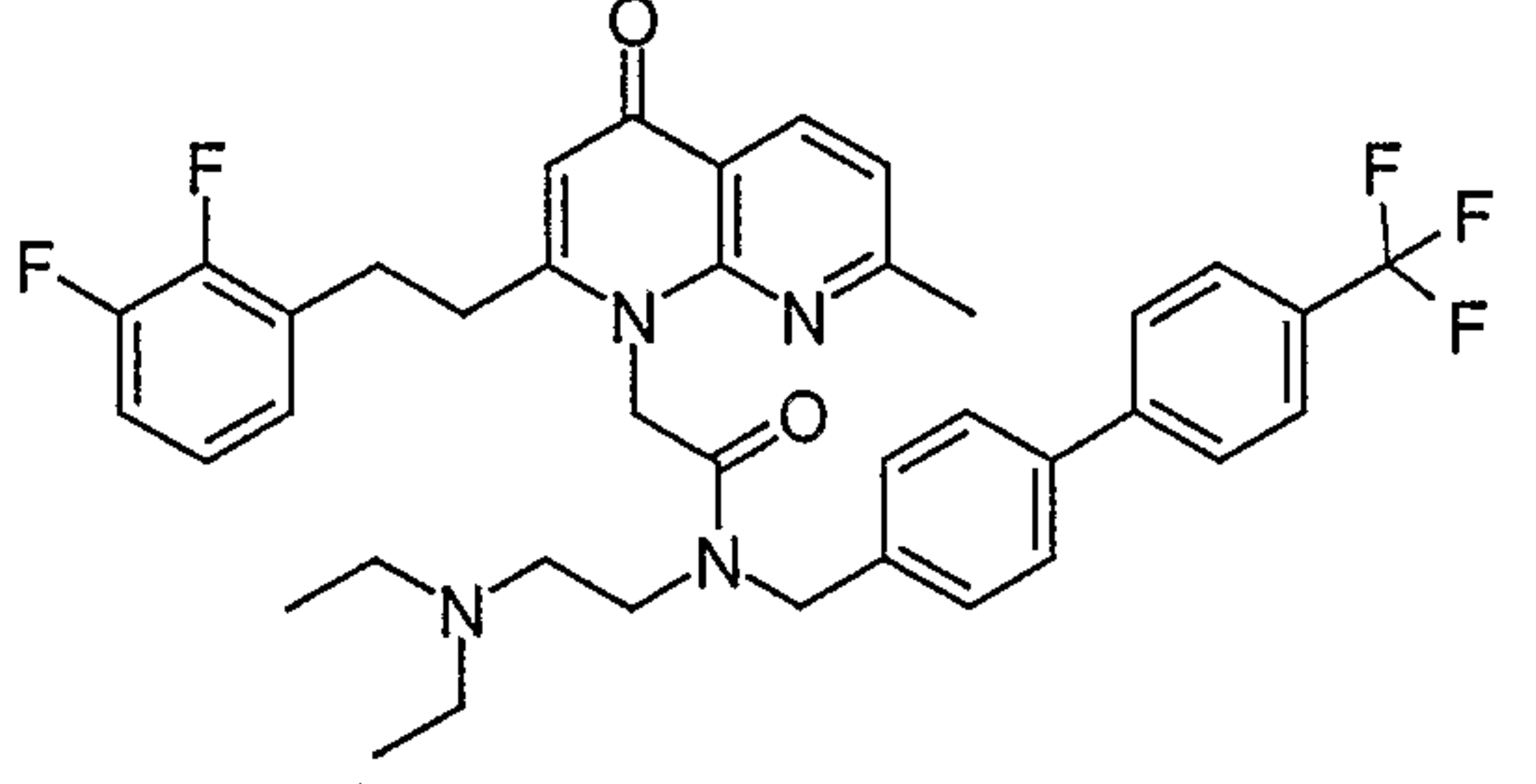
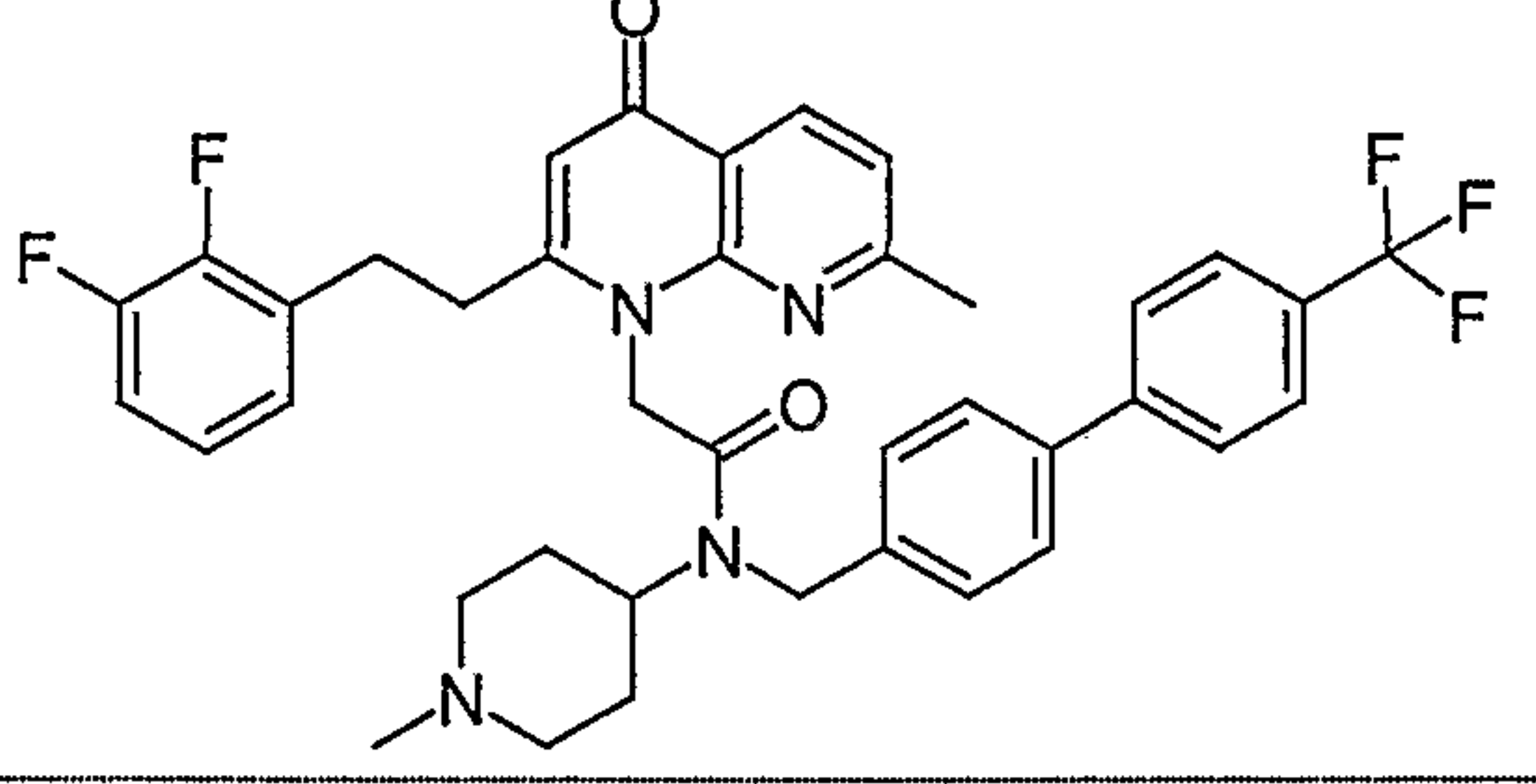
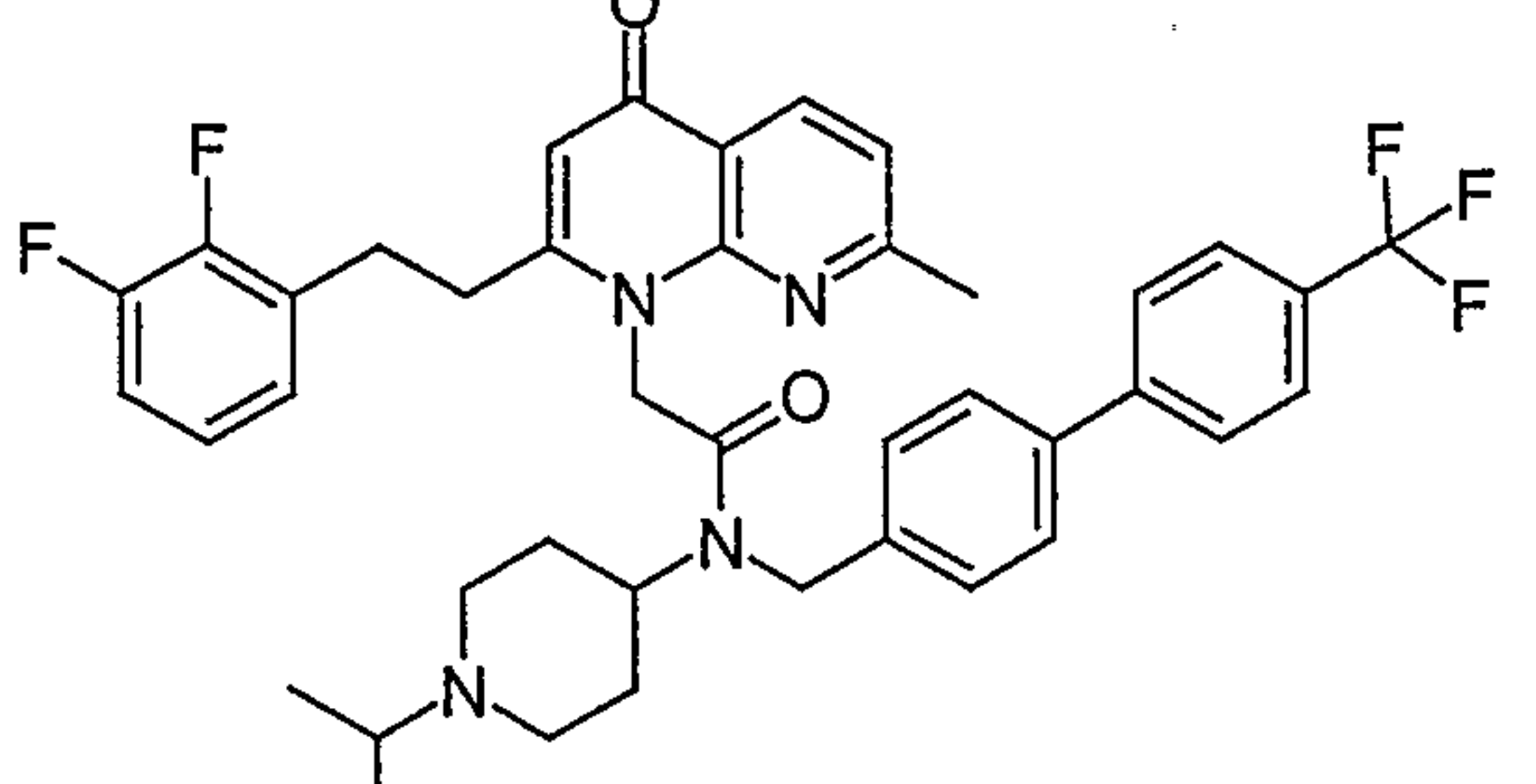
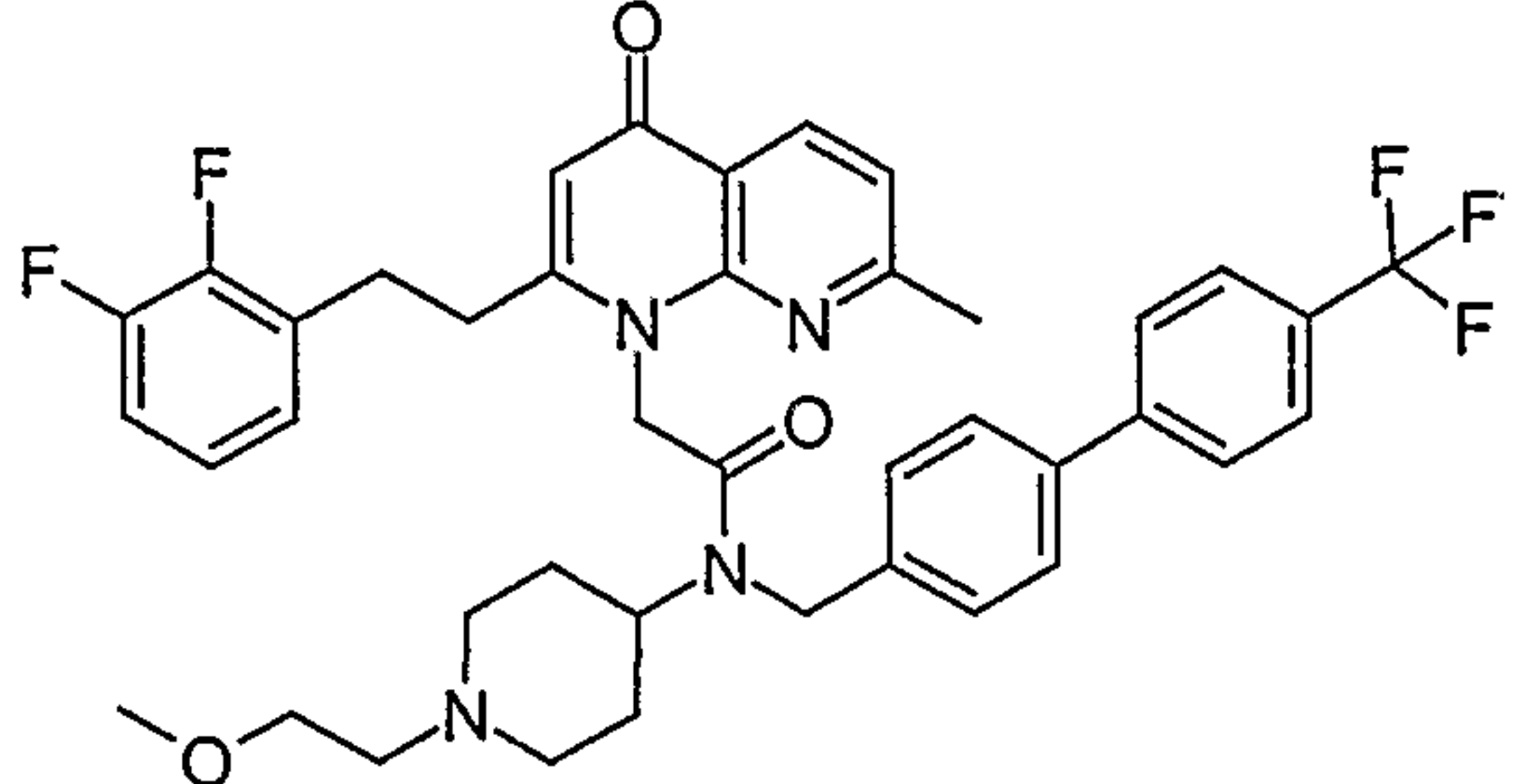
49	Int. E25 Int. A40		<i>N</i> -(1-Ethylpiperidin-4-yl)-2-[5-(2,3-difluorobenzylthio)-7-oxo-7 <i>H</i> -thieno[3,2- <i>b</i>]pyridin-4-yl]- <i>N</i> -(4'-trifluoromethylbiphenyl-4-ylmethyl)acetamide bitartrate
50	Int. E28 Int. A2		<i>N</i> -(2-Diethylaminoethyl)-2-[5-(2-(2,3-difluorophenyl)ethyl)-2-methyl-7-oxo-7 <i>H</i> -thiazolo[4,5- <i>b</i>]pyridin-4-yl]- <i>N</i> -(4'-trifluoromethylbiphenyl-4-ylmethyl)-acetamide bitartrate
51	Int. E1 Int. A27		<i>N</i> -(2-Diethylaminoethyl)-2-[2-(2,3-difluorobenzylthio)-4-oxo-4 <i>H</i> -quinolin-1-yl]- <i>N</i> -(4'-ethylbiphenyl-4-ylmethyl)acetamide bitartrate
52	Int. E2 Int. A27		<i>N</i> -(2-Diethylaminoethyl)-2-[2-(2-(2,3-difluorophenyl)ethyl)-4-oxo-4 <i>H</i> -quinolin-1-yl]- <i>N</i> -(4'-ethylbiphenyl-4-ylmethyl)-acetamide bitartrate
53	Int. E1 Int. A28		<i>N</i> -(2-Diethylaminoethyl)-2-[2-(2,3-difluorobenzylthio)-4-oxo-4 <i>H</i> -quinolin-1-yl]- <i>N</i> -(4'-isopropylbiphenyl-4-ylmethyl)-acetamide bitartrate
54	Int. E2 Int. A28		<i>N</i> -(2-Diethylaminoethyl)-2-[2-(2-(2,3-difluorophenyl)ethyl)-4-oxo-4 <i>H</i> -quinolin-1-yl]- <i>N</i> -(4'-isopropylbiphenyl-4-ylmethyl)-acetamide bitartrate

55	Int. E34 Int. A2		<i>N</i> -(2-Diethylaminoethyl)-2-[2-(2,3-difluorobenzylthio)-4-oxo-4 <i>H</i> -[1,8]naphthyridin-1-yl]- <i>N</i> -(4'-trifluoromethylbiphenyl-4-ylmethyl)acetamide bitartrate
56	Int. E34 Int. A40		<i>N</i> -(1-Ethylpiperidin-4-yl)-2-[2-(2,3-difluorobenzylthio)-4-oxo-4 <i>H</i> -[1,8]naphthyridin-1-yl]- <i>N</i> -(4'-trifluoromethylbiphenyl-4-ylmethyl)acetamide bitartrate
57	Int. E2 Int. A26		<i>N</i> -(2-Diethylaminoethyl)-2-[2-(2,3-difluorophenyl)ethyl]-4-oxo-4 <i>H</i> -quinolin-1-yl]- <i>N</i> -(4'-methylbiphenyl-4-ylmethyl)-acetamide bitartrate
58	Int. E1 Int. A26		<i>N</i> -(2-Diethylaminoethyl)-2-[2-(2,3-difluorobenzylthio)-4-oxo-4 <i>H</i> -quinolin-1-yl]- <i>N</i> -(4'-methylbiphenyl-4-ylmethyl)-acetamide bitartrate
59	Int. E2 Int. A43		<i>N</i> -(1-Ethoxycarbonylmethylpiperidin-4-yl)-2-[2-(2,3-difluorophenyl)ethyl]-4-oxo-4 <i>H</i> -quinolin-1-yl]- <i>N</i> -(4'-trifluoromethylbiphenyl-4-ylmethyl)-acetamide bitartrate
60	Int. E21 Int. A41		<i>N</i> -(1-isopropylpiperidin-4-yl)-2-[2-(2,3-difluorophenyl)ethyl]-4-oxo-4 <i>H</i> -[1,8]naphthyridin-1-yl]- <i>N</i> -(4'-trifluoromethylbiphenyl-4-ylmethyl)acetamide bitartrate

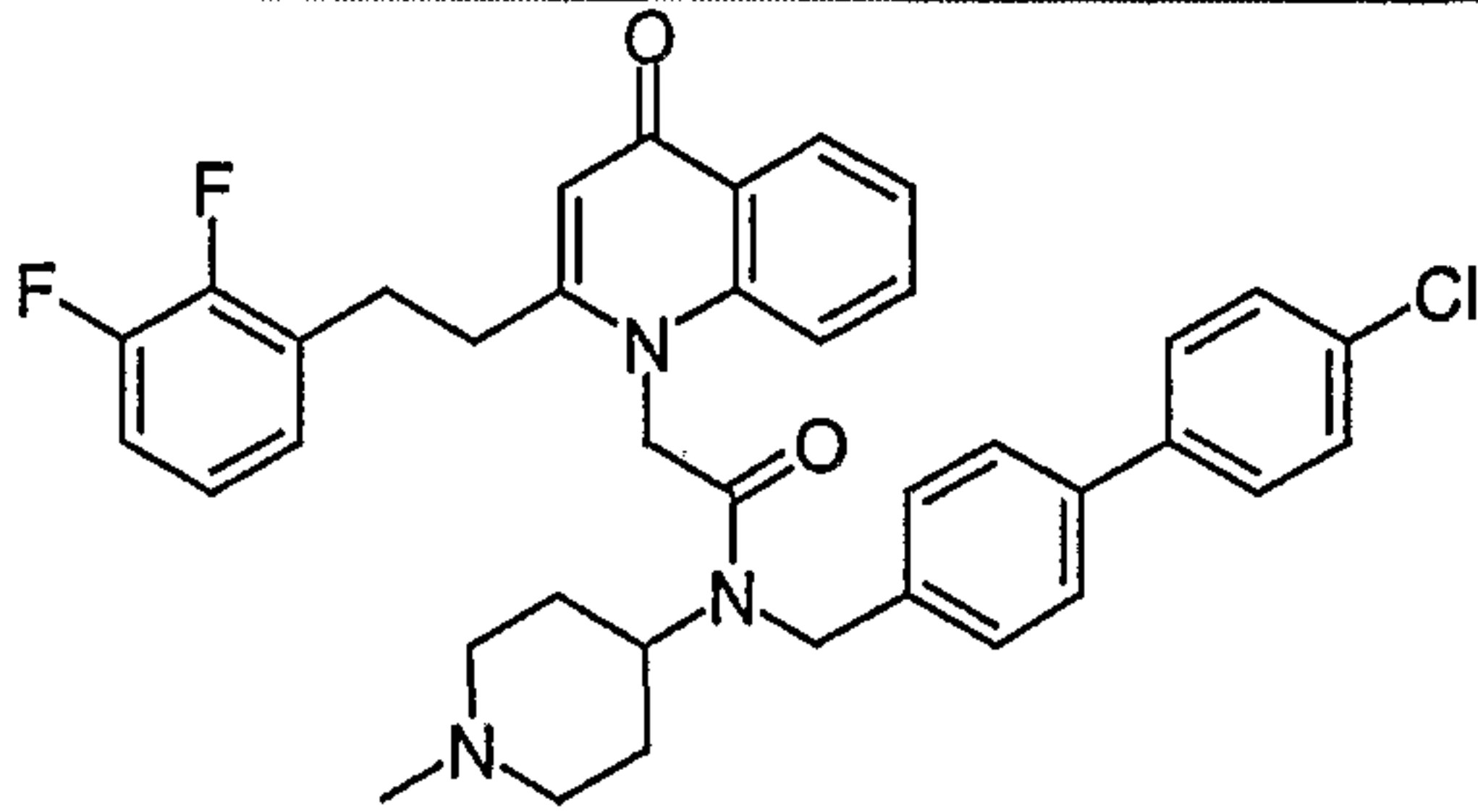
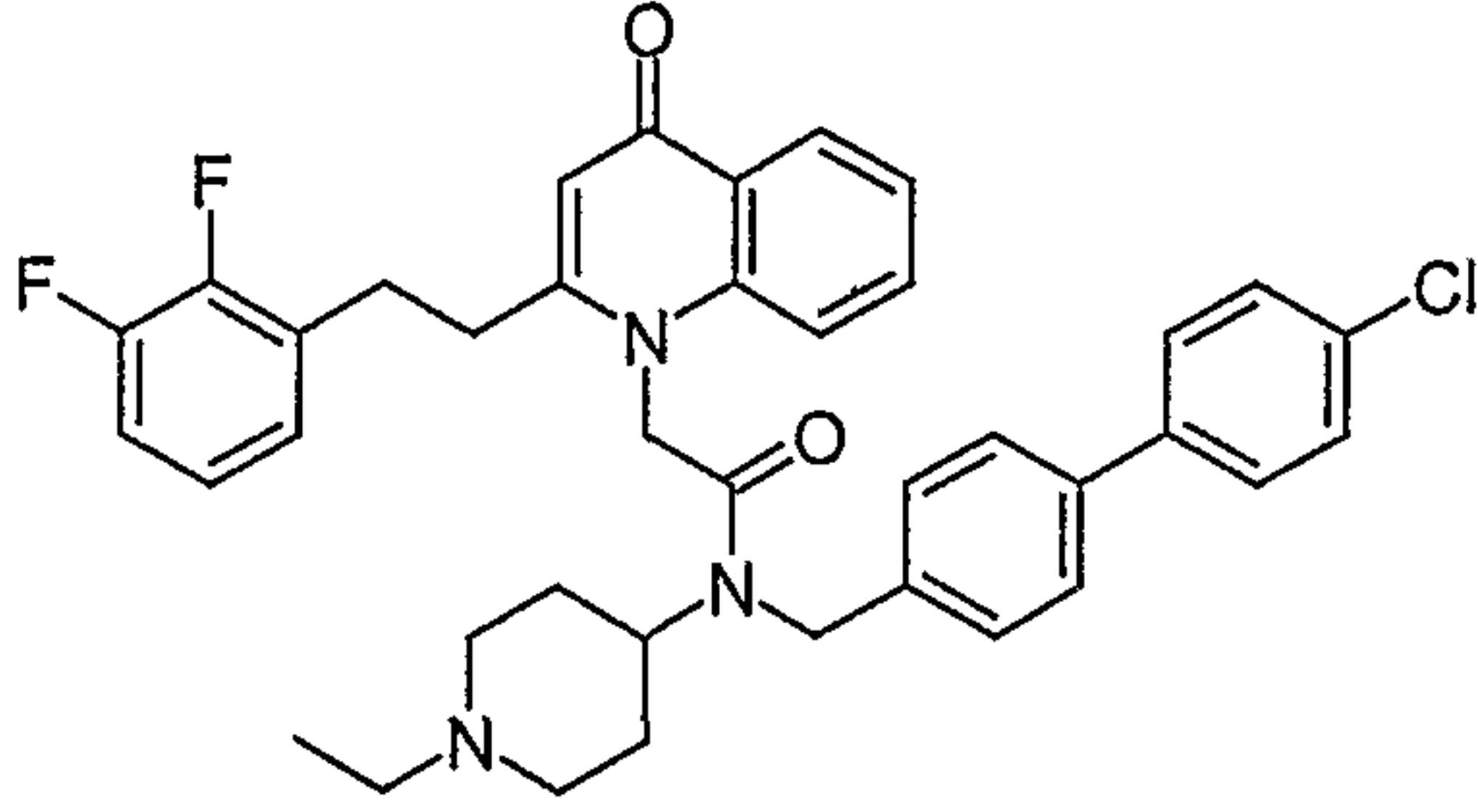
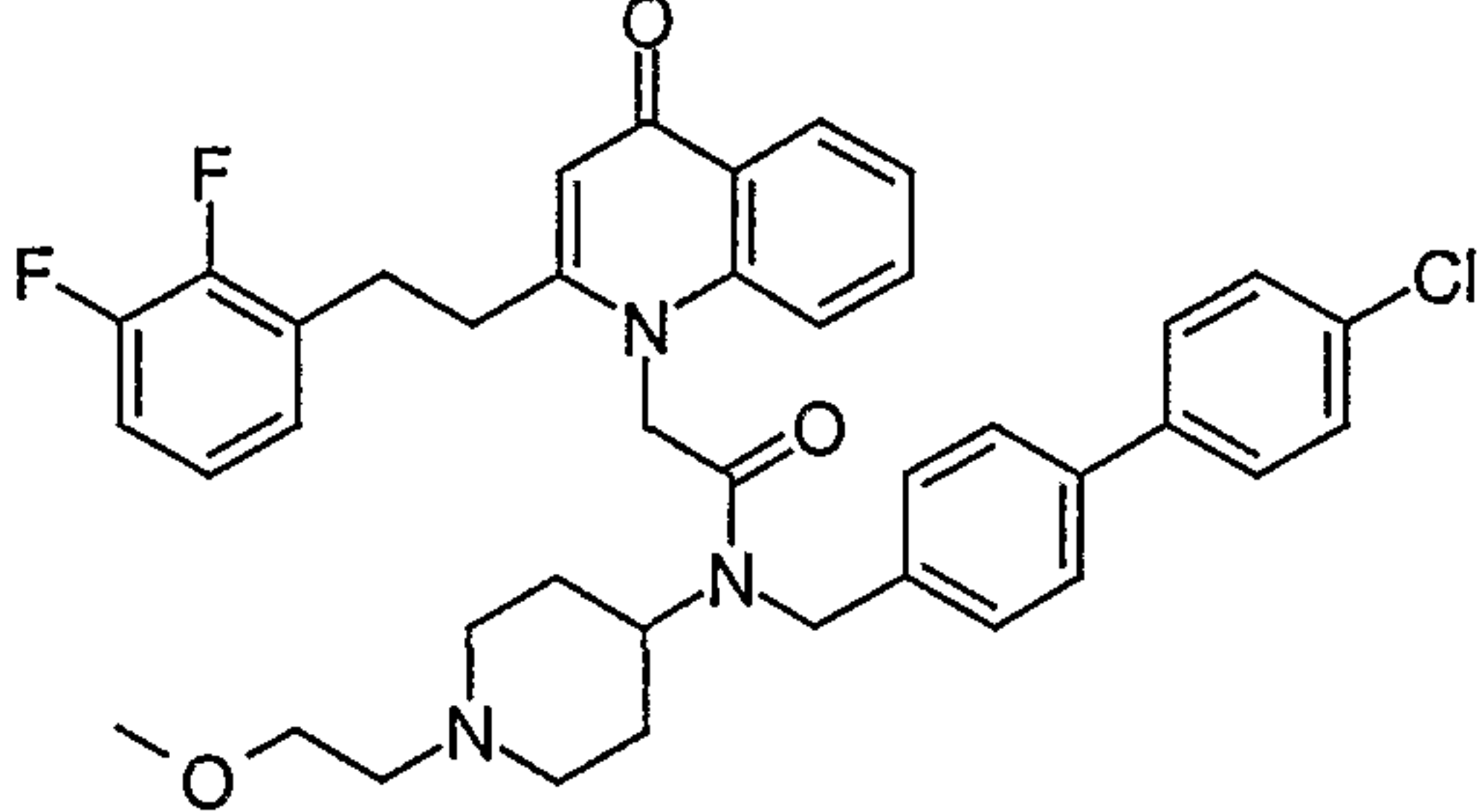
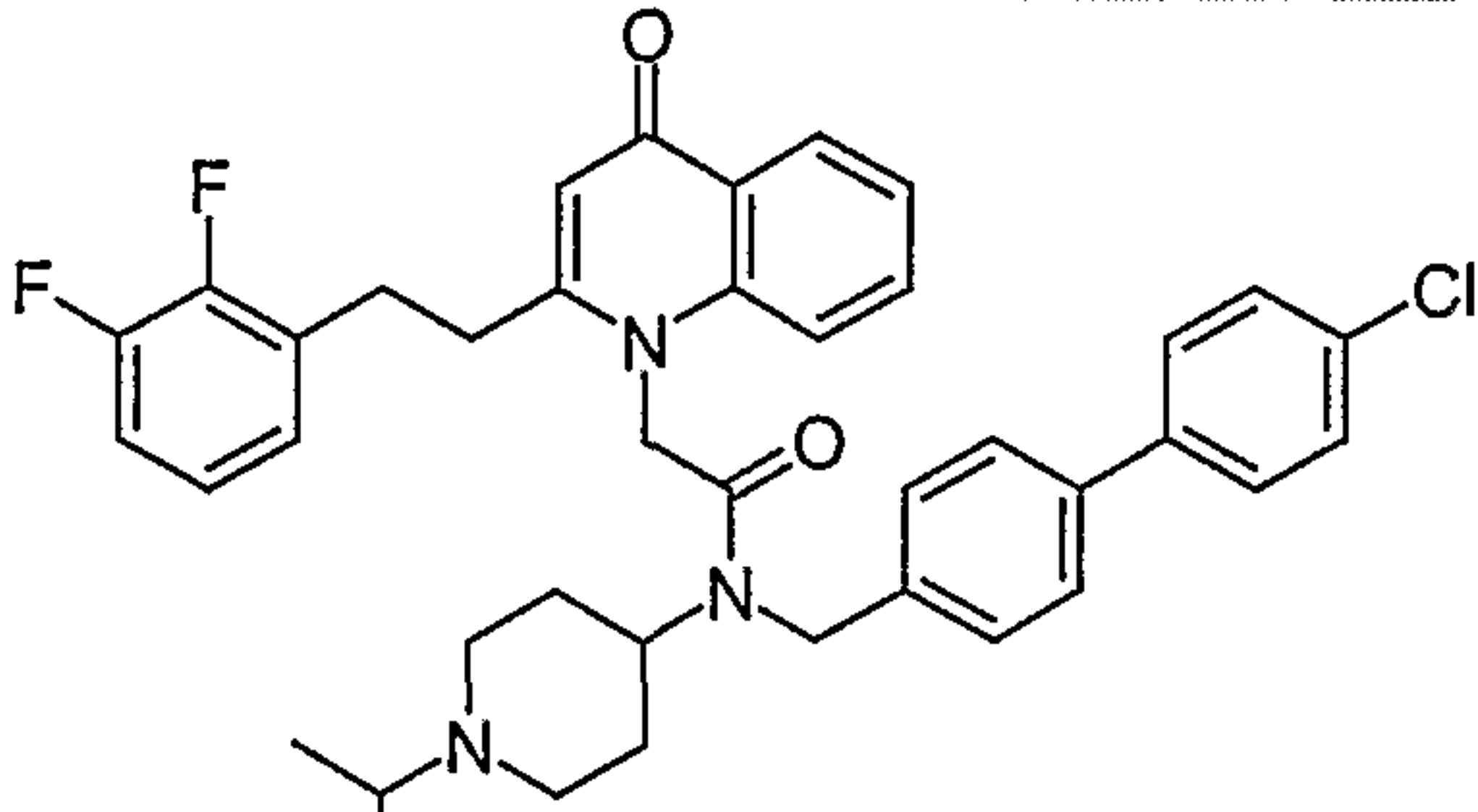
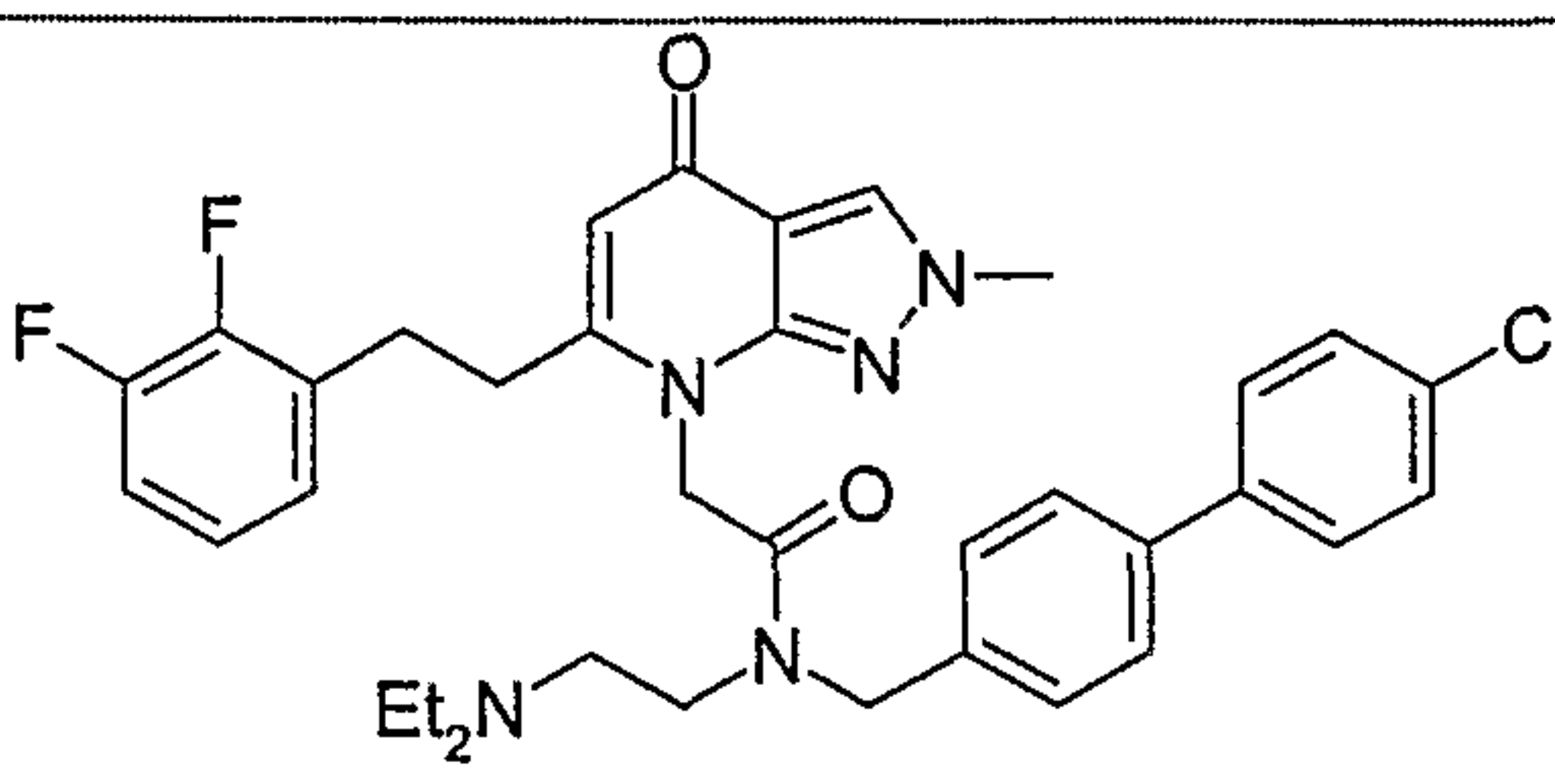
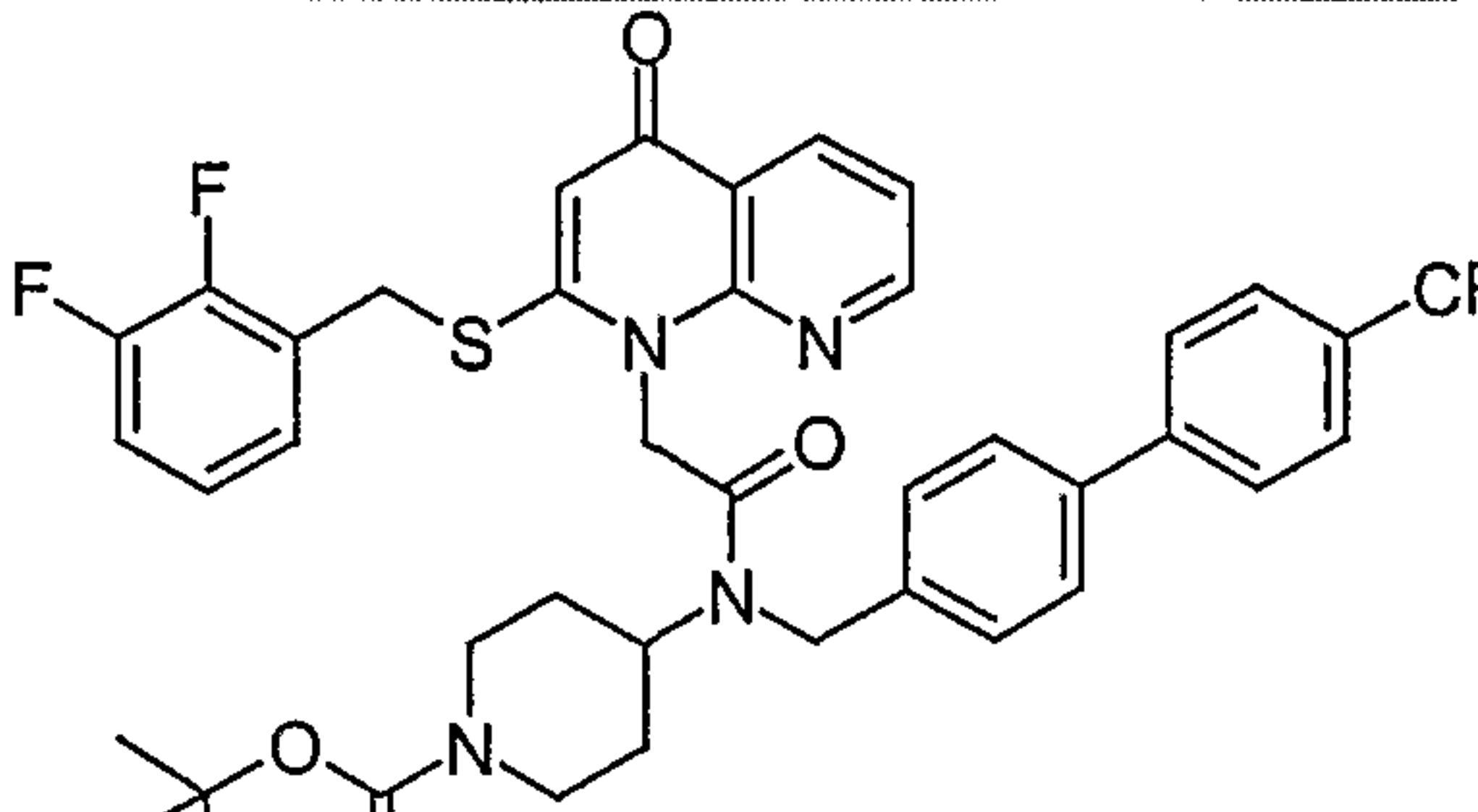
61	Int. E1 Int. A30		<i>N</i> -(2-Diethylaminoethyl)-2-[2-(2,3-difluorobenzylthio)-4-oxo-4 <i>H</i> -quinolin-1-yl]- <i>N</i> -(3',4'-dimethylbiphenyl-4-ylmethyl)-acetamide bitartrate
62	Int. E21 Int. A48		<i>N</i> -(1-(<i>t</i> -butoxycarbonyl)piperidin-4-yl)-2-[2-(2-(2,3-difluorophenyl)ethyl)-4-oxo-4 <i>H</i> -[1,8]naphthyridin-1-yl]- <i>N</i> -(4'-trifluoromethylbiphenyl-4-ylmethyl)acetamide bitartrate
63	Int. E1 Int. A31		<i>N</i> -(2-Diethylaminoethyl)-2-[2-(2,3-difluorobenzylthio)-4-oxo-4 <i>H</i> -quinolin-1-yl]- <i>N</i> -(3',4'-difluorobiphenyl-4-ylmethyl)-acetamide bitartrate
64	Int. E35 Int. A2		<i>N</i> -(2-Diethylaminoethyl)-2-[6-(2,3-difluorobenzylthio)-4-oxo-4 <i>H</i> -thieno[2,3- <i>b</i>]pyridin-7-yl]- <i>N</i> -(4'-trifluoromethylbiphenyl-4-ylmethyl)acetamide bitartrate
65	Int. E34 Int. A5		<i>N</i> -(1-methylpiperidin-4-yl)-2-[2-(2,3-difluorobenzylthio)-4-oxo-4 <i>H</i> -[1,8]naphthyridin-1-yl]- <i>N</i> -(4'-trifluoromethylbiphenyl-4-ylmethyl)acetamide bitartrate
66	Int. E2 Int. A40		<i>N</i> -(1-Ethylpiperidin-4-yl)-2-[2-(2-(2,3,4-trifluorophenylethyl)-4-oxo-4 <i>H</i> -quinolin-1-yl)- <i>N</i> -(4'-trifluoromethylbiphenyl-4-ylmethyl)-acetamide bitartrate

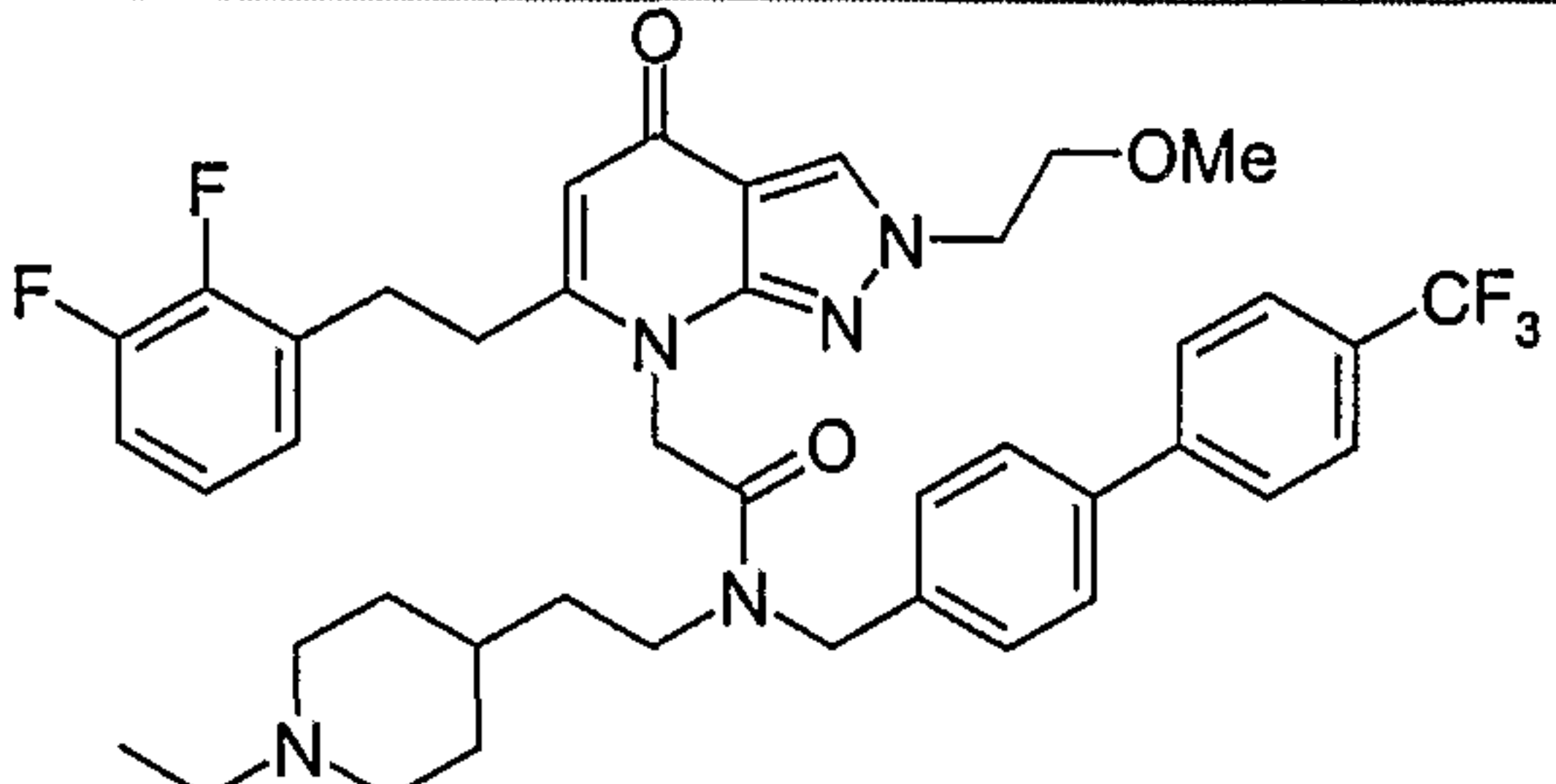
67	Int. E29 Int. A2		<i>N</i> -(2-diethylaminoethyl)-2-[6-(2,3-difluorobenzylthio)-2-methyl-4-oxo-2,4-dihydro-pyrazolo[3,4-b]pyridin-7-yl]- <i>N</i> -(4'-trifluoromethylbiphenyl-4-ylmethyl)acetamide bitartrate
68	Int. E31 Int. A40		<i>N</i> -(1-Ethylpiperidin-4-yl)-2-[6-(2-(2,3-difluorophenyl)ethyl)-2-ethyl-4-oxo-2,4-dihydropyrazolo[3,4-b]pyridin-7-yl]- <i>N</i> -(4'-trifluoromethylbiphenyl-4-ylmethyl)acetamide bitartrate
69	Int. E32 Int. A40		<i>N</i> -(1-Ethylpiperidin-4-yl)-2-[6-(2-(2,3-difluorophenyl)ethyl)-2-isopropyl-4-oxo-2,4-dihydropyrazolo[3,4-b]pyridin-7-yl]- <i>N</i> -(4'-trifluoromethylbiphenyl-4-ylmethyl)acetamide bitartrate
70	Int. E2 Int. A29		<i>N</i> -(1-Ethylpiperidin-4-yl)-2-[2-(2-(2,3-difluorophenyl)ethyl)-4-oxo-4 <i>H</i> -quinolin-1-yl]- <i>N</i> -(4'-ethylbiphenyl-4-ylmethyl)acetamide bitartrate
71	Int. E28 Int. A41		<i>N</i> -(1-isopropylpiperidin-4-yl)-2-[5-(2-(2,3-difluorophenyl)ethyl)-2-methyl-7-oxo-7 <i>H</i> -thiazolo[4,5-b]pyridin-4-yl]- <i>N</i> -(4'-trifluoromethylbiphenyl-4-ylmethyl)-acetamide bitartrate
72	Int. E28 Int. A42		<i>N</i> -(1-(2-methoxyethyl)piperidin-4-yl)-2-[5-(2-(2,3-difluorophenyl)ethyl)-2-methyl-7-oxo-7 <i>H</i> -thiazolo[4,5-b]pyridin-4-yl]- <i>N</i> -(4'-trifluoromethylbiphenyl-4-ylmethyl)acetamide bitartrate

73	Int. E36 Int. A40		<i>N</i> -(1-Ethylpiperidin-4-yl)-2-[2-(2-(2,3-difluorophenyl)ethyl)-4-oxo-5,6-trimethylenepyridin-1-yl]- <i>N</i> -(4'-trifluoromethylbiphenyl-4-ylmethyl)acetamide bitartrate
74	Int. E36 Int. A5		<i>N</i> -(1-methylpiperidin-4-yl)-2-[2-(2-(2,3-difluorophenyl)ethyl)-4-oxo-5,6-trimethylenepyridin-1-yl]- <i>N</i> -(4'-trifluoromethylbiphenyl-4-ylmethyl)acetamide bitartrate
75	Int. E36 Int. A42		<i>N</i> -(1-(2-methoxyethyl)piperidin-4-yl)-2-[2-(2-(2,3-difluorophenyl)ethyl)-4-oxo-5,6-trimethylenepyridin-1-yl]- <i>N</i> -(4'-trifluoromethylbiphenyl-4-ylmethyl)acetamide bitartrate
76	Int. E36 Int. A41		<i>N</i> -(1-isopropylpiperidin-4-yl)-2-[2-(2-(2,3-difluorophenyl)ethyl)-4-oxo-5,6-trimethylenepyridin-1-yl]- <i>N</i> -(4'-trifluoromethylbiphenyl-4-ylmethyl)acetamide bitartrate
77	Int. E13 Int. A40		<i>N</i> -(1-Ethylpiperidin-4-yl)-2-[5-(2-(2,3-difluorophenyl)ethyl)-2-methyl-7-oxo-2,7-dihydropyrazolo[4,3-b]pyridin-4-yl]- <i>N</i> -(4'-trifluoromethylbiphenyl-4-ylmethyl)acetamide bitartrate
78	Int. E14 Int. A40		<i>N</i> -(1-Ethylpiperidin-4-yl)-2-[5-(2-(2,3-difluorophenyl)ethyl)-1-methyl-7-oxo-1,7-dihydropyrazolo[4,3-b]pyridin-4-yl]- <i>N</i> -(4'-trifluoromethylbiphenyl-4-ylmethyl)acetamide bitartrate

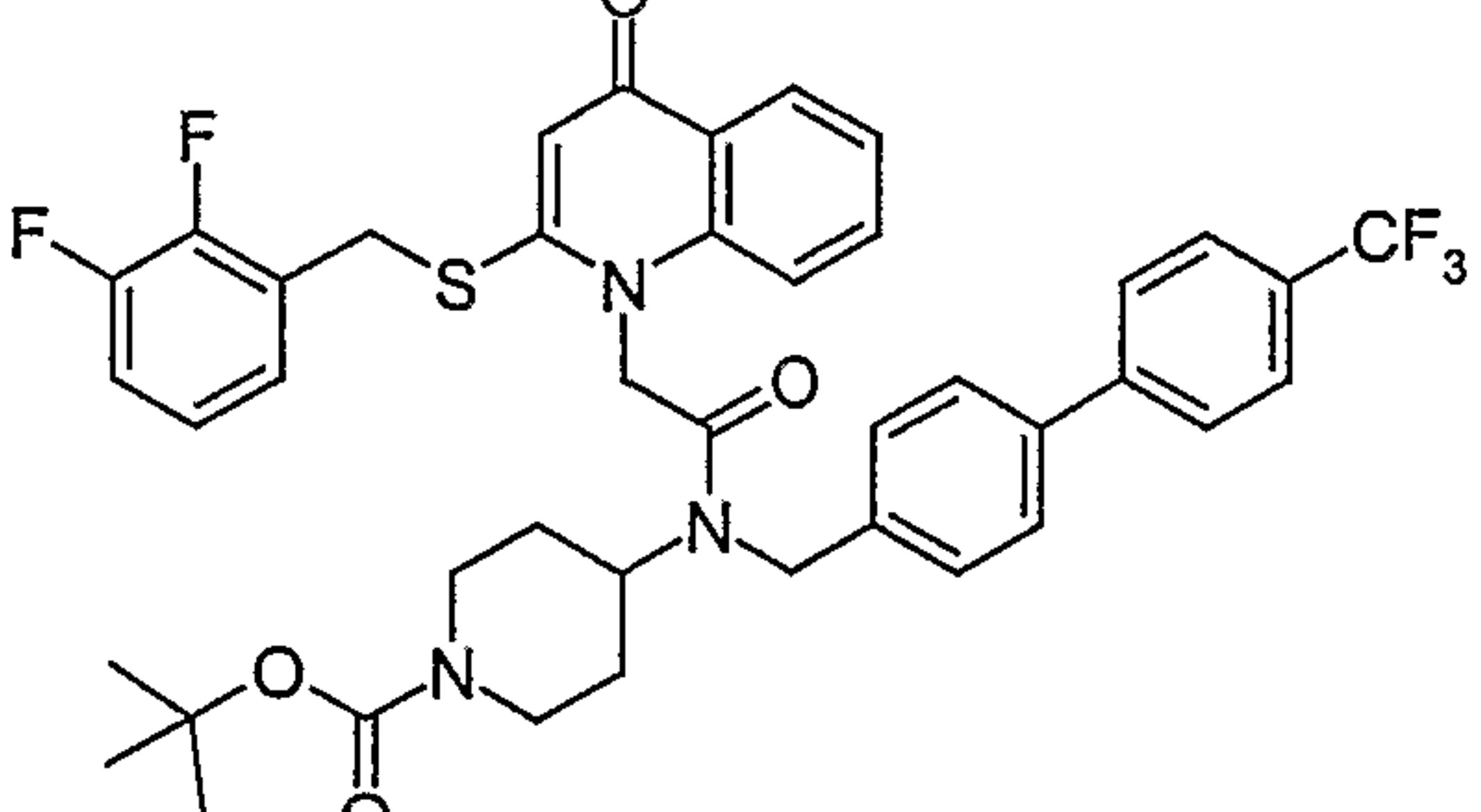
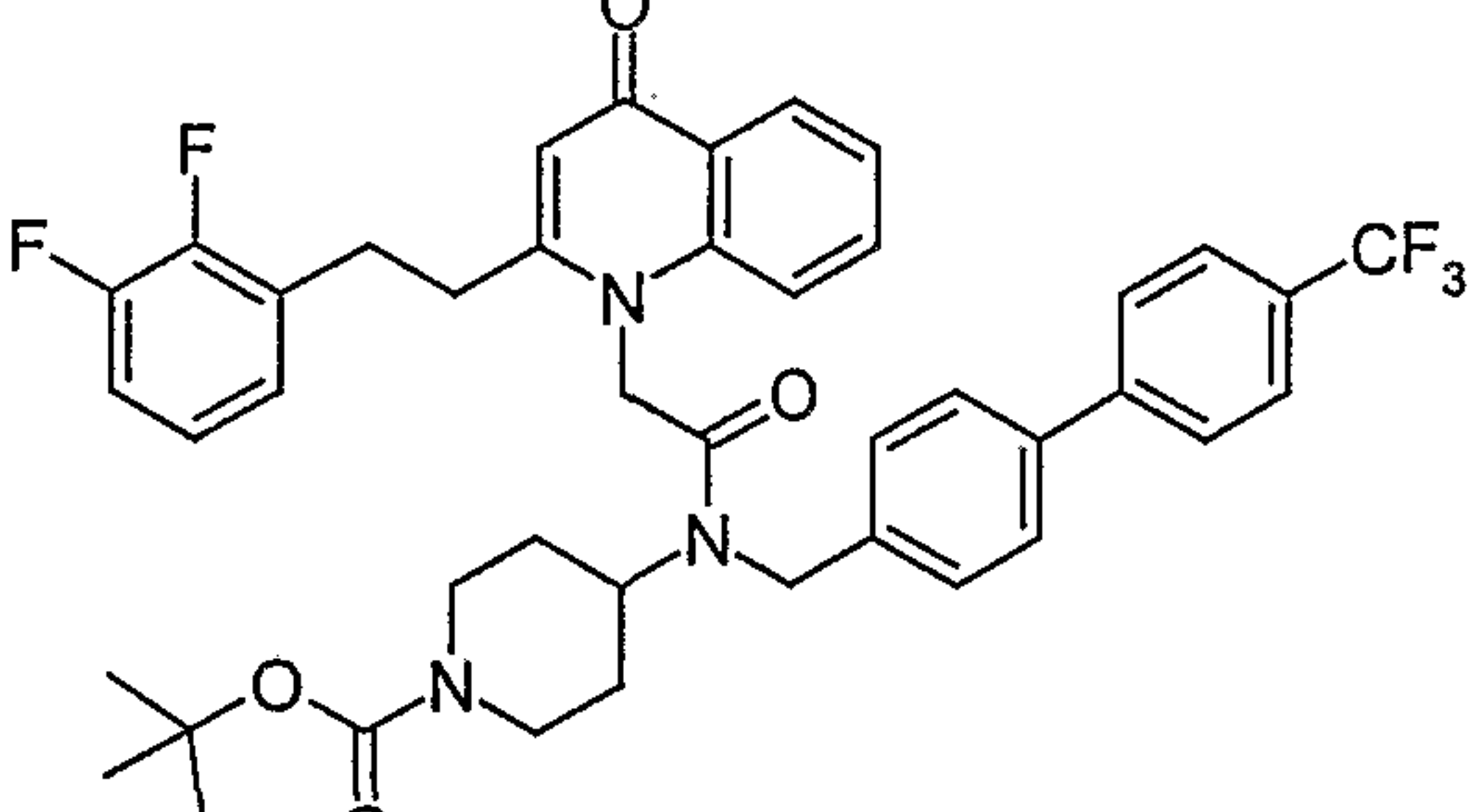
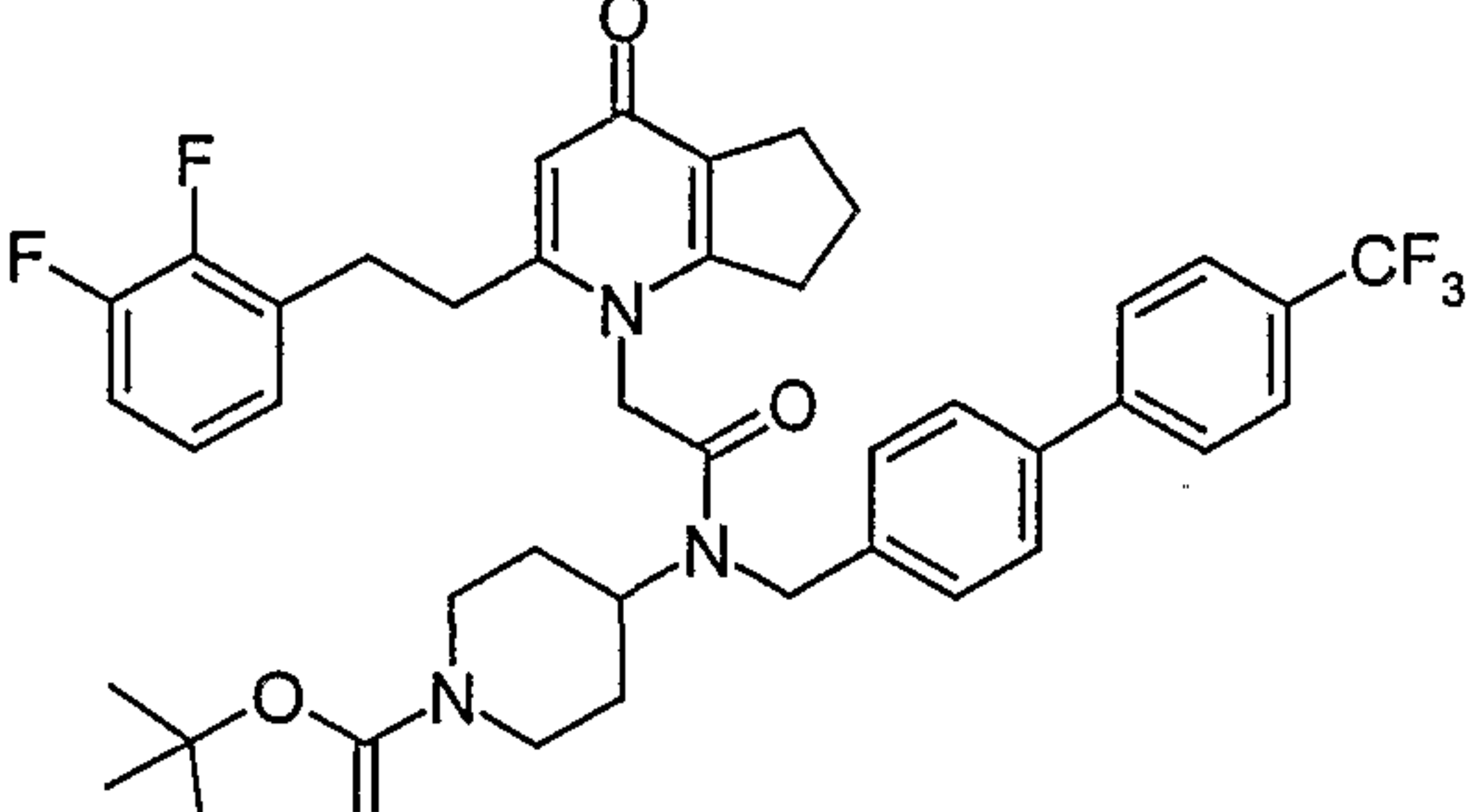
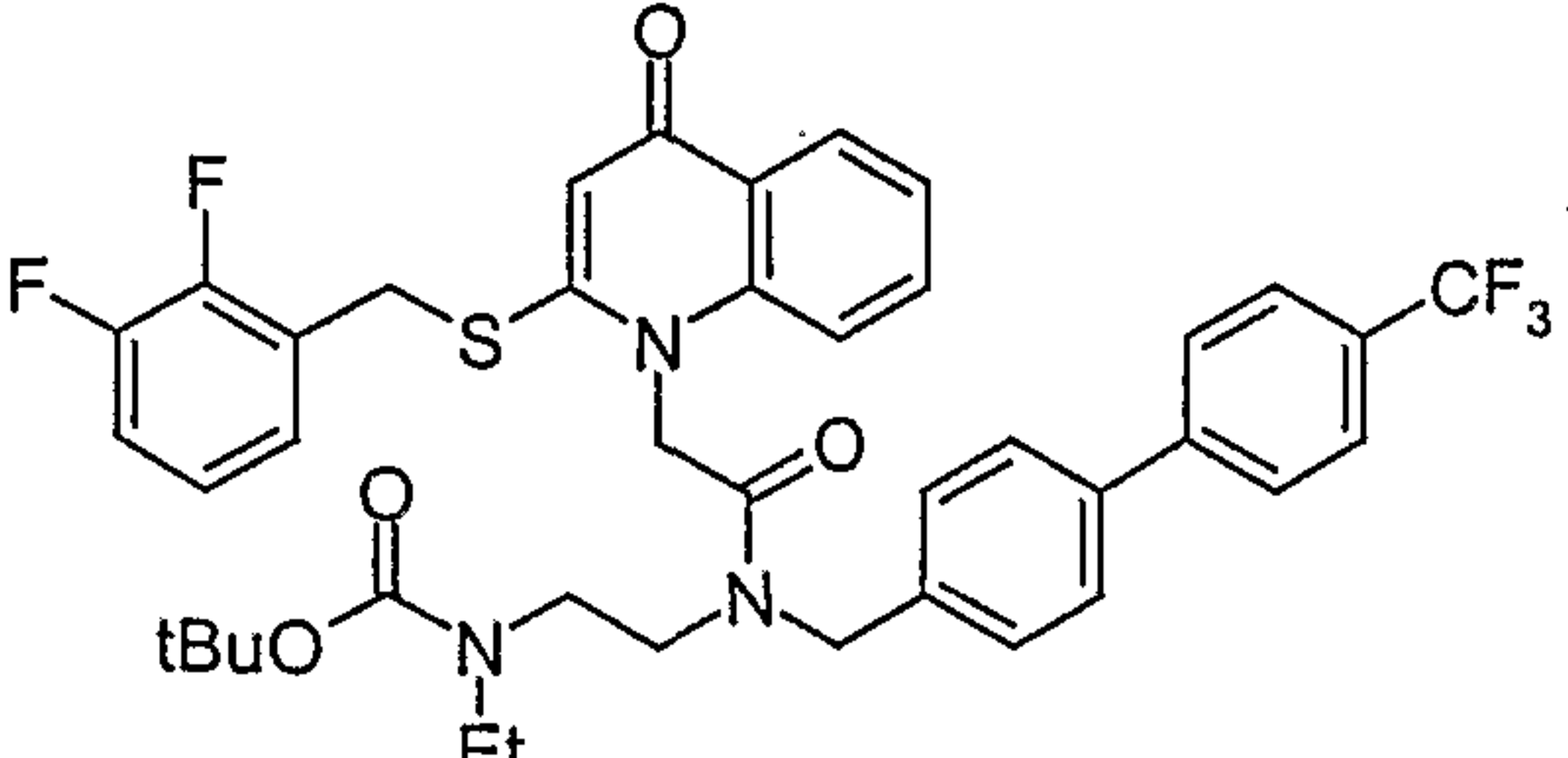
79	Int. E36 Int. A2		<i>N</i> -(1-Ethylpiperidin-4-yl)-2-[2-(2-(2,3-difluorophenyl)ethyl)-4-oxo-5,6-trimethylenepyridin-1-yl]- <i>N</i> -(4'-trifluoromethylbiphenyl-4-ylmethyl)acetamide bitartrate
80	Int. E33 Int. A40		<i>N</i> -(1-Ethylpiperidin-4-yl)-2-[2-(2-(2,3-difluorophenyl)ethyl)-7-methyl-4-oxo-4 <i>H</i> -[1,8]naphthyridin-1-yl]- <i>N</i> -(4'-trifluoromethylbiphenyl-4-ylmethyl)acetamide bitartrate
81	Int. E33 Int. A2		<i>N</i> -(2-Diethylaminoethyl)-2-[2-(2-(2,3-difluorophenyl)ethyl)-7-methyl-4-oxo-4 <i>H</i> -[1,8]naphthyridin-1-yl]- <i>N</i> -(4'-trifluoromethylbiphenyl-4-ylmethyl)acetamide bitartrate
82	Int. E33 Int. A5		<i>N</i> -(1-methylpiperidin-4-yl)-2-[2-(2-(2,3-difluorophenyl)ethyl)-7-methyl-4-oxo-4 <i>H</i> -[1,8]naphthyridin-1-yl]- <i>N</i> -(4'-trifluoromethylbiphenyl-4-ylmethyl)acetamide bitartrate
83	Int. E33 Int. A41		<i>N</i> -(1-isopropylpiperidin-4-yl)-2-[2-(2-(2,3-difluorophenyl)ethyl)-7-methyl-4-oxo-4 <i>H</i> -[1,8]naphthyridin-1-yl]- <i>N</i> -(4'-trifluoromethylbiphenyl-4-ylmethyl)acetamide bitartrate
84	Int. E33 Int. A42		<i>N</i> -(1-(2-methoxyethyl)piperidin-4-yl)-2-[2-(2-(2,3-difluorophenyl)ethyl)-7-methyl-4-oxo-4 <i>H</i> -[1,8]naphthyridin-1-yl]- <i>N</i> -(4'-trifluoromethylbiphenyl-4-ylmethyl)acetamide bitartrate

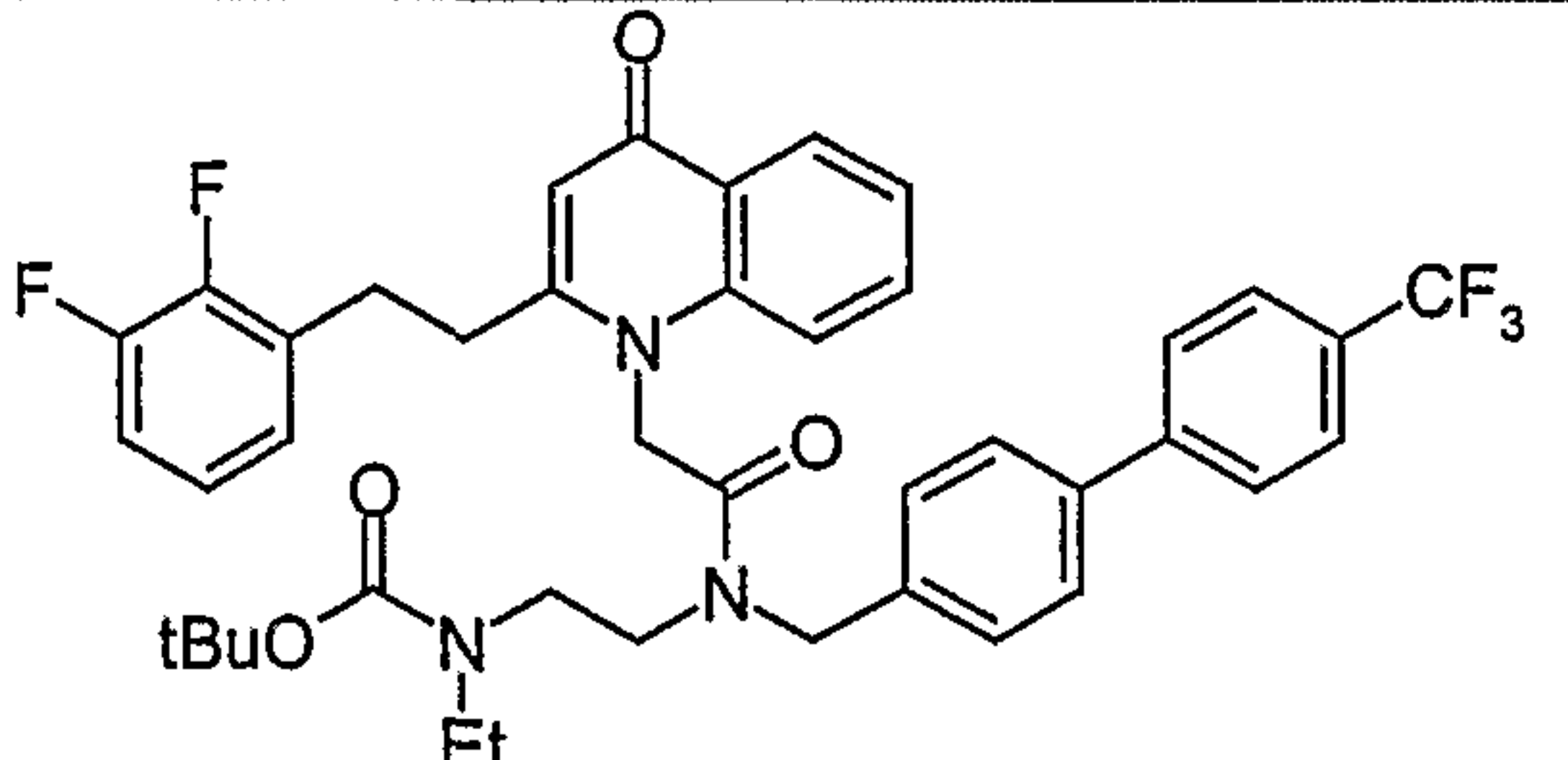
85	Int. E12 Int. A5		<i>N</i> -(1-methylpiperidin-4-yl)-2-[2-(2,3-difluorobenzylthio)-4-oxo-5,6-trimethylenepyridin-1-yl]- <i>N</i> -(4'-trifluoromethylbiphenyl-4-ylmethyl)acetamide bitartrate
86	Int. E12 Int. A40		<i>N</i> -(1-Ethylpiperidin-4-yl)-2-[2-(2,3-difluorobenzylthio)-4-oxo-5,6-trimethylenepyridin-1-yl]- <i>N</i> -(4'-trifluoromethylbiphenyl-4-ylmethyl)acetamide bitartrate
87	Int. E12 Int. A41		<i>N</i> -(1-isopropylpiperidin-4-yl)-2-[2-(2,3-difluorobenzylthio)-4-oxo-5,6-trimethylenepyridin-1-yl]- <i>N</i> -(4'-trifluoromethylbiphenyl-4-ylmethyl)acetamide bitartrate
88	Int. E12 Int. A42		<i>N</i> -(1-(2-methoxyethyl)piperidin-4-yl)-2-[2-(2,3-difluorobenzylthio)-4-oxo-5,6-trimethylenepyridin-1-yl]- <i>N</i> -(4'-trifluoromethylbiphenyl-4-ylmethyl)acetamide bitartrate
89	Int. E37 Int. A2		<i>N</i> -(2-Diethylaminoethyl)-2-[2-(2,3-difluorophenyl)ethyl]-4-oxo-5,6-tetramethylenepyridin-1-yl]- <i>N</i> -(4'-trifluoromethylbiphenyl-4-ylmethyl)acetamide bitartrate
90	Int. E1 Int. A45		<i>N</i> -(1-methylpiperidin-4-yl)-2-[2-(2,3-difluorobenzylthio)-4-oxo-4 <i>H</i> -quinolin-1-yl]- <i>N</i> -(4'-chlorobiphenyl-4-ylmethyl)-acetamide bitartrate

91	Int. E2 Int. A45		<i>N</i> -(1-methylpiperidin-4-yl)-2-[2-(2-(2,3-difluorophenyl)ethyl)-4-oxo-4 <i>H</i> -quinolin-1-yl]- <i>N</i> -(4'-chlorobiphenyl-4-ylmethyl)-acetamide bitartrate
92	Int. E2 Int. A44		<i>N</i> -(1-Ethylpiperidin-4-yl)-2-[2-(2-(2,3-difluorophenyl)ethyl)-4-oxo-4 <i>H</i> -quinolin-1-yl]- <i>N</i> -(4'-chlorobiphenyl-4-ylmethyl)-acetamide bitartrate
93	Int. E2 Int. A47		<i>N</i> -(1-(2-methoxyethyl)piperidin-4-yl)-2-[2-(2-(2,3-difluorophenyl)ethyl)-4-oxo-4 <i>H</i> -quinolin-1-yl]- <i>N</i> -(4'-chlorobiphenyl-4-ylmethyl)-acetamide bitartrate
94	Int. E2 Int. A46		<i>N</i> -(1-isopropylpiperidin-4-yl)-2-[2-(2-(2,3-difluorophenyl)ethyl)-4-oxo-4 <i>H</i> -quinolin-1-yl]- <i>N</i> -(4'-chlorobiphenyl-4-ylmethyl)-acetamide bitartrate
95	Int. E30 Int. A2		<i>N</i> -(2-diethylaminoethyl)-2-[6-(2-(2,3-difluorophenyl)ethyl)-2-methyl-4-oxo-4 <i>H</i> -pyrazolo[3,4-b]pyridin-7-yl]- <i>N</i> -(4'-trifluoromethylbiphenyl-4-ylmethyl)-acetamide bitartrate
96	Int. E34 Int. A48		<i>N</i> -(1-(<i>t</i> -butoxycarbonyl)piperidin-4-yl)-2-[2-(2,3-difluorobenzylthio)-4-oxo-4 <i>H</i> -[1,8]naphthyridin-1-yl]- <i>N</i> -(4'-trifluoromethylbiphenyl-4-ylmethyl)acetamide

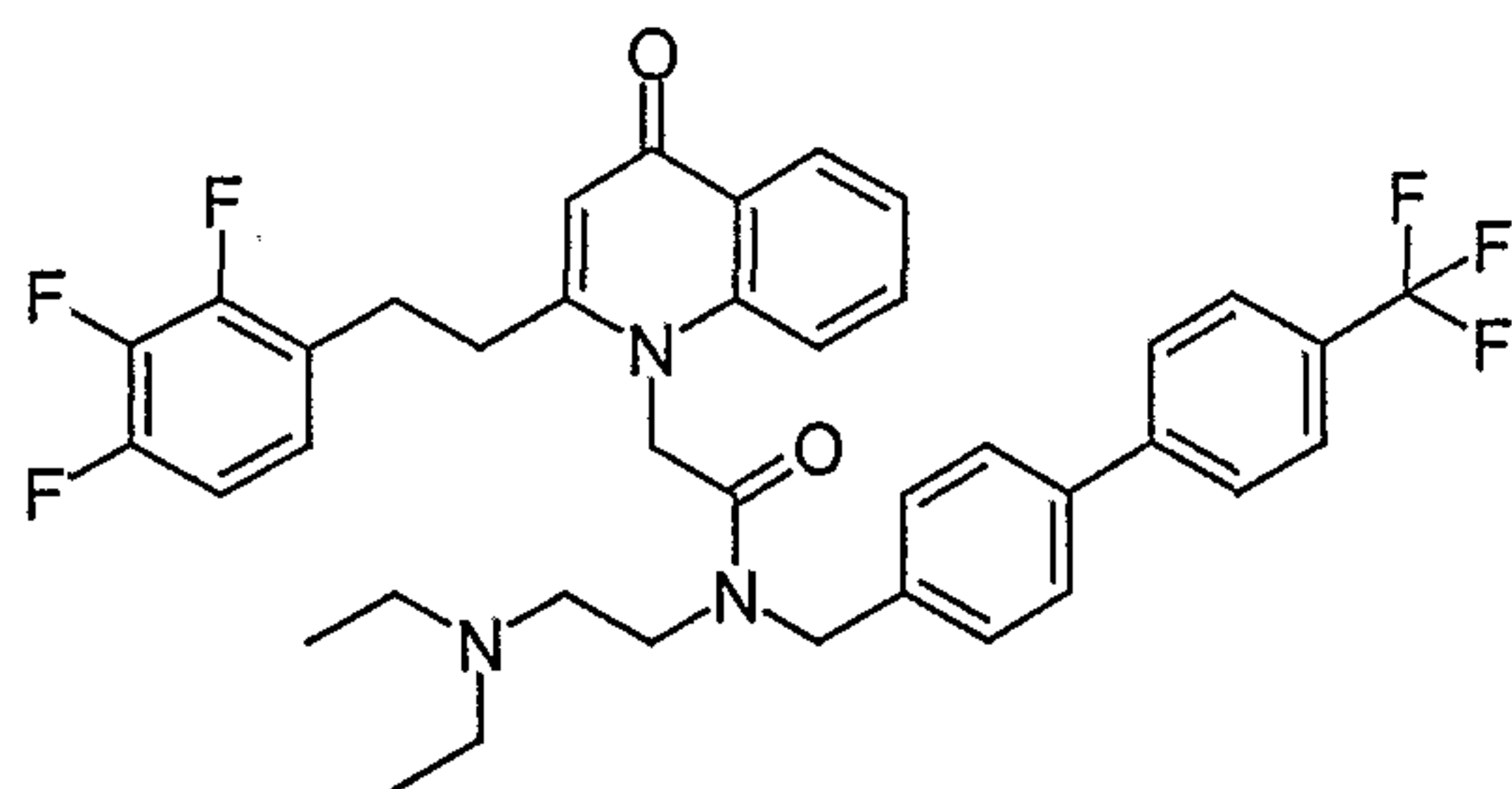
97	Int. E38 Int. A40		<i>N</i> -(1-ethylpiperidin-4-yl)-2-[6-(2-(2,3-difluorophenyl)ethyl)-2-(2-methoxyethyl)-4-oxo-4 <i>H</i> -pyrazolo[3,4- <i>b</i>]pyridin-7-yl]- <i>N</i> -(4'-trifluoromethylbiphenyl-4-ylmethyl)-acetamide bitartrate
----	----------------------	--	---

The following intermediates were prepared by the method of Example 1, but were not included in biological testing:

No.	Precursors	Structure	Name
F1	Int. E1 Int. A48		<i>N</i> -(1-(<i>t</i> -butoxycarbonyl)piperidin-4-yl)-2-[2-(2,3-difluorobenzylthio)-4-oxo-4 <i>H</i> -quinolin-1-yl]- <i>N</i> -(4'-trifluoromethylbiphenyl-4-ylmethyl)acetamide
F2	Int. E2 Int. A48		<i>N</i> -(1-(<i>t</i> -butoxycarbonyl)piperidin-4-yl)-2-[2-(2-(2,3-difluorophenyl)ethyl)-4-oxo-4 <i>H</i> -quinolin-1-yl]- <i>N</i> -(4'-trifluoromethylbiphenyl-4-ylmethyl)-acetamide
F3	Int. E36 Int. A48		<i>N</i> -(1-(<i>t</i> -butoxycarbonyl)piperidin-4-yl)-2-[2-(2-(2,3-difluorophenyl)ethyl)-4-oxo-5,6-trimethylenepyridin-1-yl]- <i>N</i> -(4'-trifluoromethylbiphenyl-4-ylmethyl)acetamide
F4	Int. E1 Int. A33		<i>N</i> -(2-(<i>N'</i> -ethyl- <i>N'</i> -(<i>t</i> -butoxycarbonyl)aminoethyl)-2-[2-(2,3-difluorobenzylthio)-4-oxo-4 <i>H</i> -quinolin-1-yl]- <i>N</i> -(4'-trifluoromethylbiphenyl-4-ylmethyl)-acetamide

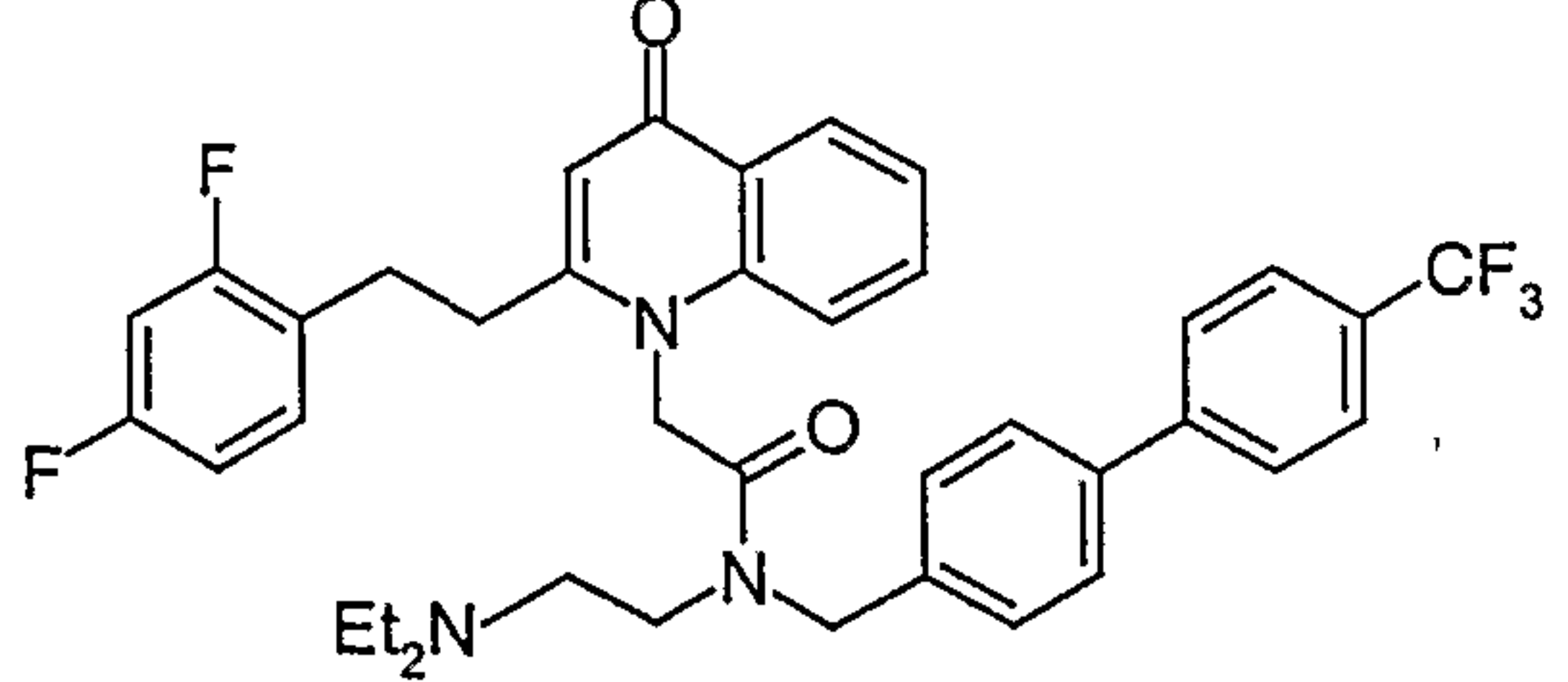
F5	Int. E2 Int. A33		<i>N</i> -(2-(<i>N'</i> -ethyl- <i>N'</i> -(<i>t</i> -butoxycarbonyl)aminoethyl)-2-[2-(2,3-difluorophenyl)ethyl]-4-oxo-4 <i>H</i> -quinolin-1-yl]- <i>N</i> -(4'-trifluoromethylbiphenyl-4-ylmethyl)acetamide
-----------	---------------------	--	---

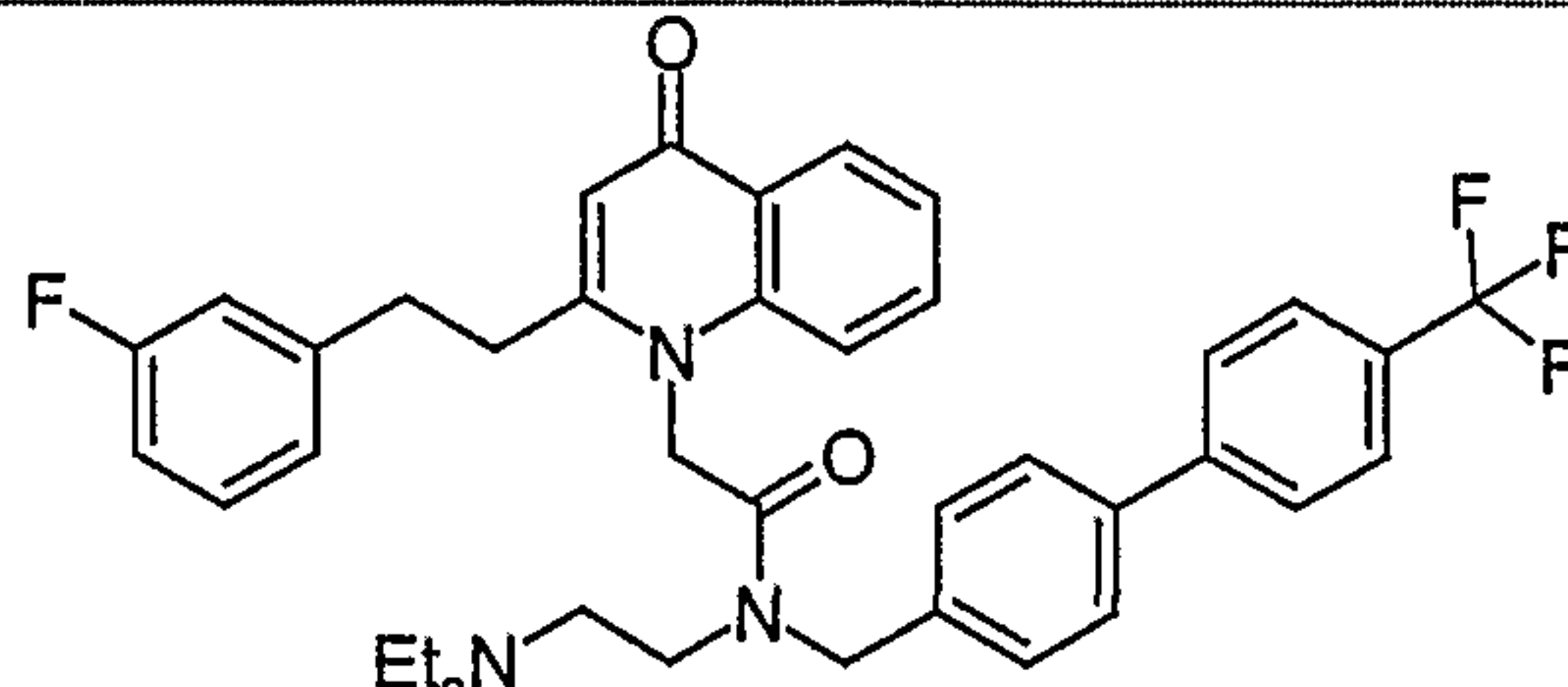
Example 99 — *N*-(2-Diethylaminoethyl)-2-[4-oxo-2-(2-(2,3,4-trifluorophenyl)ethyl)-4*H*-quinolin-1-yl]-*N*-(4'-trifluoromethyl-biphenyl-4-ylmethyl)acetamide bitartrate



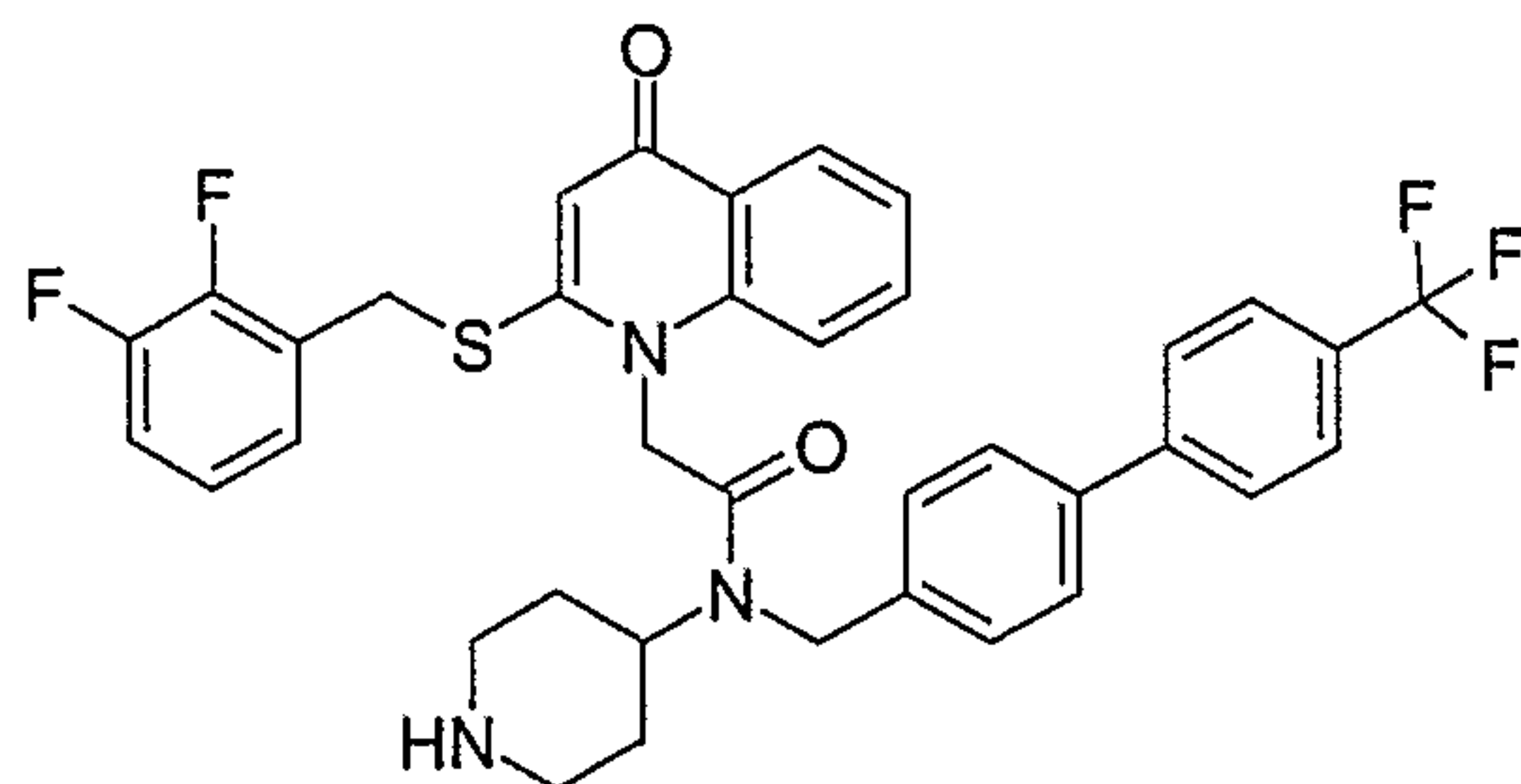
- A solution of *N,N*-diethyl-*N'*-(4'-trifluoromethyl-biphenyl-4-ylmethyl)ethane-1,2-diamine (0.242g, 0.69mmol) (Int. A2), 1-(3-dimethylaminopropyl)3-ethylcarbodiimide (0.265g, 1.39mmol), 1-hydroxybenzotriazole hydrate (0.02g), 2-(4-oxo-2-[2-(2,3,4-trifluorophenyl)ethyl]-4*H*-quinolin-1-yl)-acetic acid (Int. E10) (0.25, 0.69mmol) and *N,N*-diisopropylethylamine (0.15ml, 0.86mmol) in dichloromethane (5ml) was stirred at ambient temperature overnight then washed with aqueous sodium bicarbonate and evaporated. The residue was purified by chromatography (10g silica cartridge, dichloromethane-50% acetone / dichloromethane) and triturated with hexane to give the title compound as a white solid (0.23g, 47%). ¹H-NMR (d6 DMSO, rotamer mixture) δ 0.89-0.98 (6H, m), 2.33-2.67 (6H, m), 2.84-3.00 (4H, m), 3.45-3.61 (2H, m), 4.67/4.92 (2H, 2x s), 5.24/5.50 (2H, 2x s), 6.02/6.05 (1H, 2x s), 7.19-7.20 (4H, m), 7.51-7.88 (9H, m), 8.16 (1H, t); MS (APCI+) found (M+1) = 694; C₃₉H₃₇F₆N₃O₂ requires 693.
- d*-Tartaric acid (0.028g, 0.19mmol) was added to a solution of the free base (0.13g, 0.19mmol) in methanol (5ml) with stirring. The resulting solution was evaporated to yield the salt (0.158g). ¹H-NMR (d6 DMSO, rotamer mixture) δ 1.00 (6H, br s), 2.51-2.97 (10H, m), 3.64 (2H, br s), 4.23 (2H, br s), 4.67/4.93 (2H, 2x s), 5.28/5.50 (2H, 2x s), 6.05 (1H, br s) 7.23-7.83 (13H, m), 8.17 (1H, s); MS (APCI+) found (M+1) = 694; C₃₉H₃₇F₆N₃O₂ requires 693.

- The following compounds were prepared by the method of Example 99

Ex. No.	Precursors	Structure	Name
100	Int. E7 Int. A2		<i>N</i> -(2-Diethylaminoethyl)-2-[2-(2-(2,4-difluorophenyl)ethyl)-4-oxo-4 <i>H</i> -quinolin-1-yl]- <i>N</i> -(4'-trifluoromethylbiphenyl-4-ylmethyl)-acetamide bitartrate

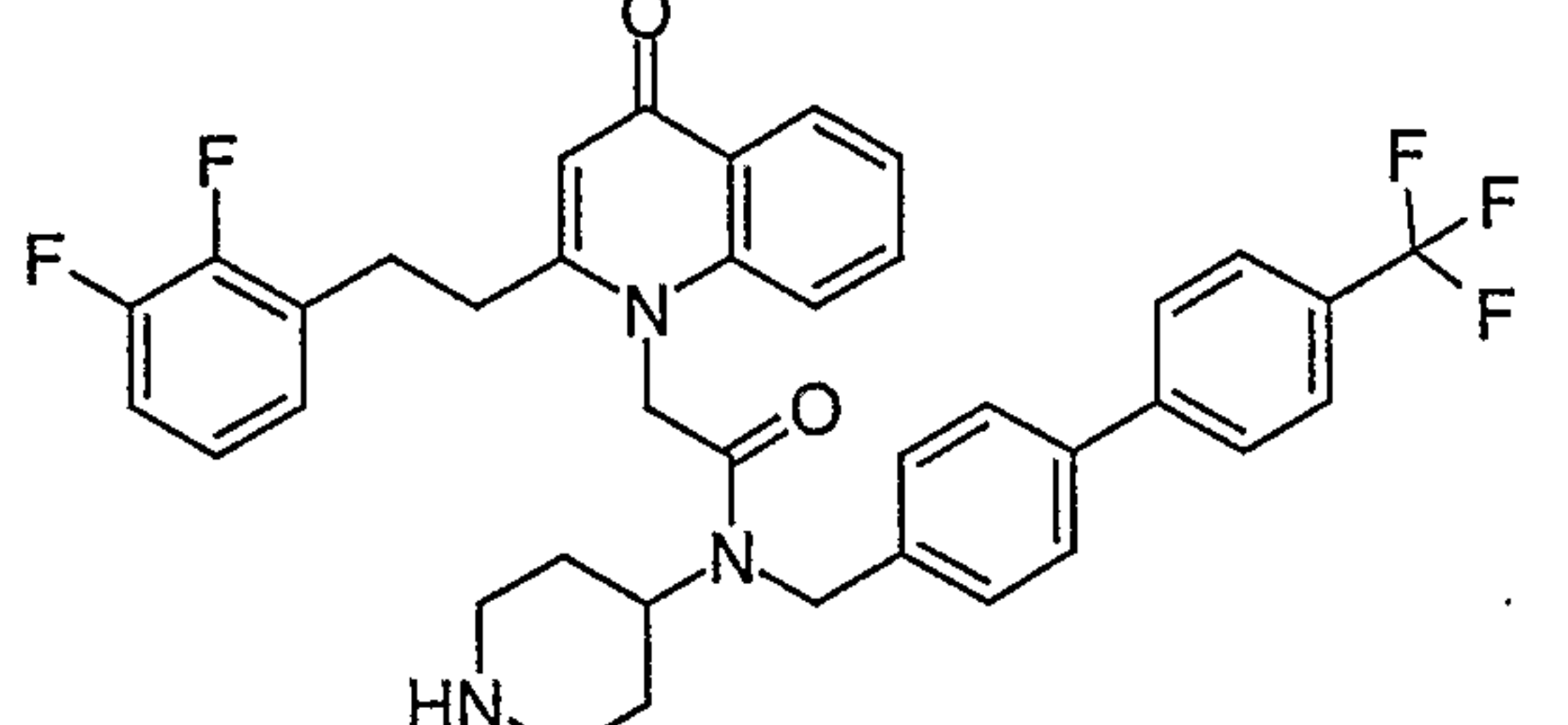
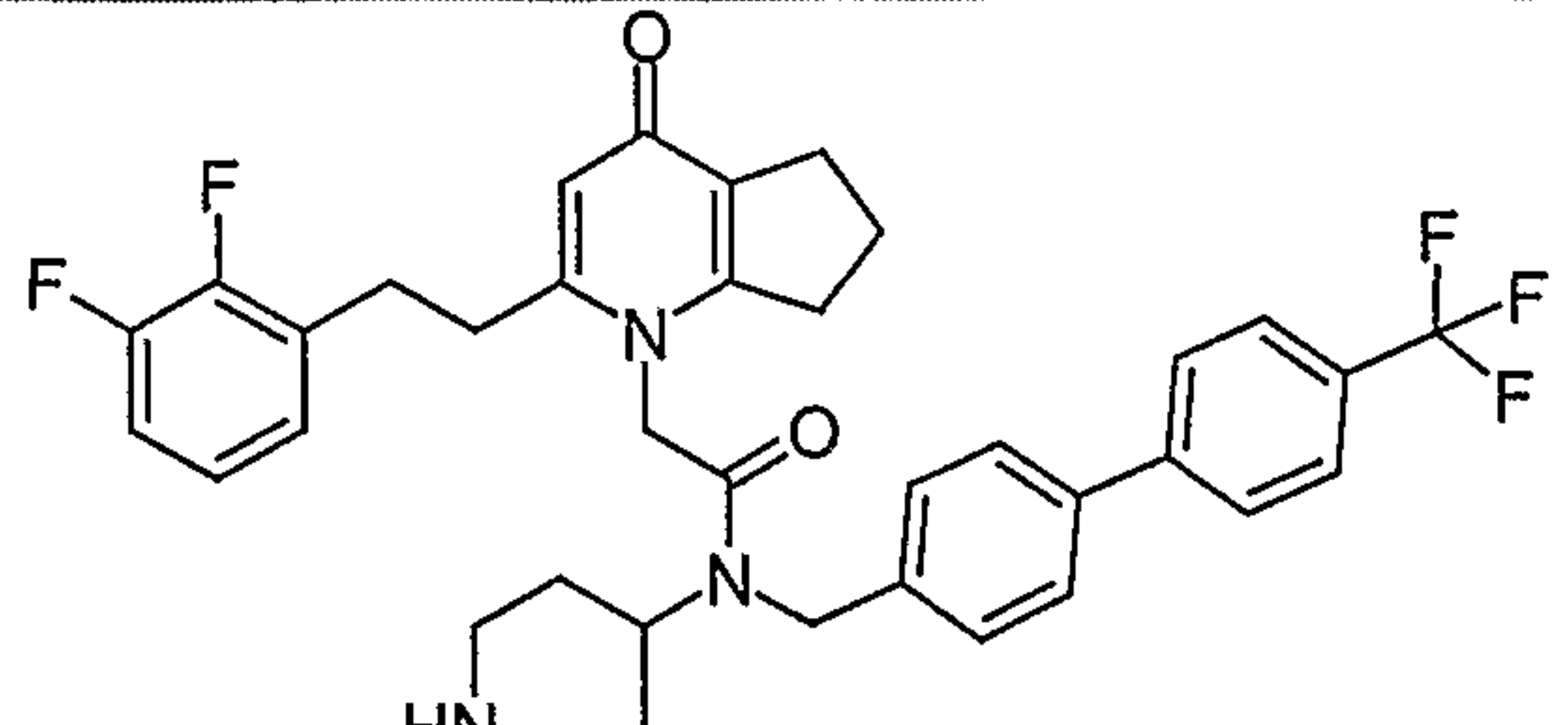
101	Int. E11 Int. A2		<i>N</i> -(2-Diethylaminoethyl)-2-[2-(2-(3-fluorophenyl)ethyl)-4-oxo-4 <i>H</i> -quinolin-1-yl]- <i>N</i> -(4'-trifluoromethylbiphenyl-4-ylmethyl)-acetamide bitartrate
------------	---------------------	--	---

Example 105 — *N*-(piperidin-4-yl)-2-[2-(2,3-difluorobenzylthio)-4-oxo-4*H*-quinolin-1-yl]-*N*-(4'-trifluoromethylbiphenyl-4-ylmethyl)acetamide bitartrate



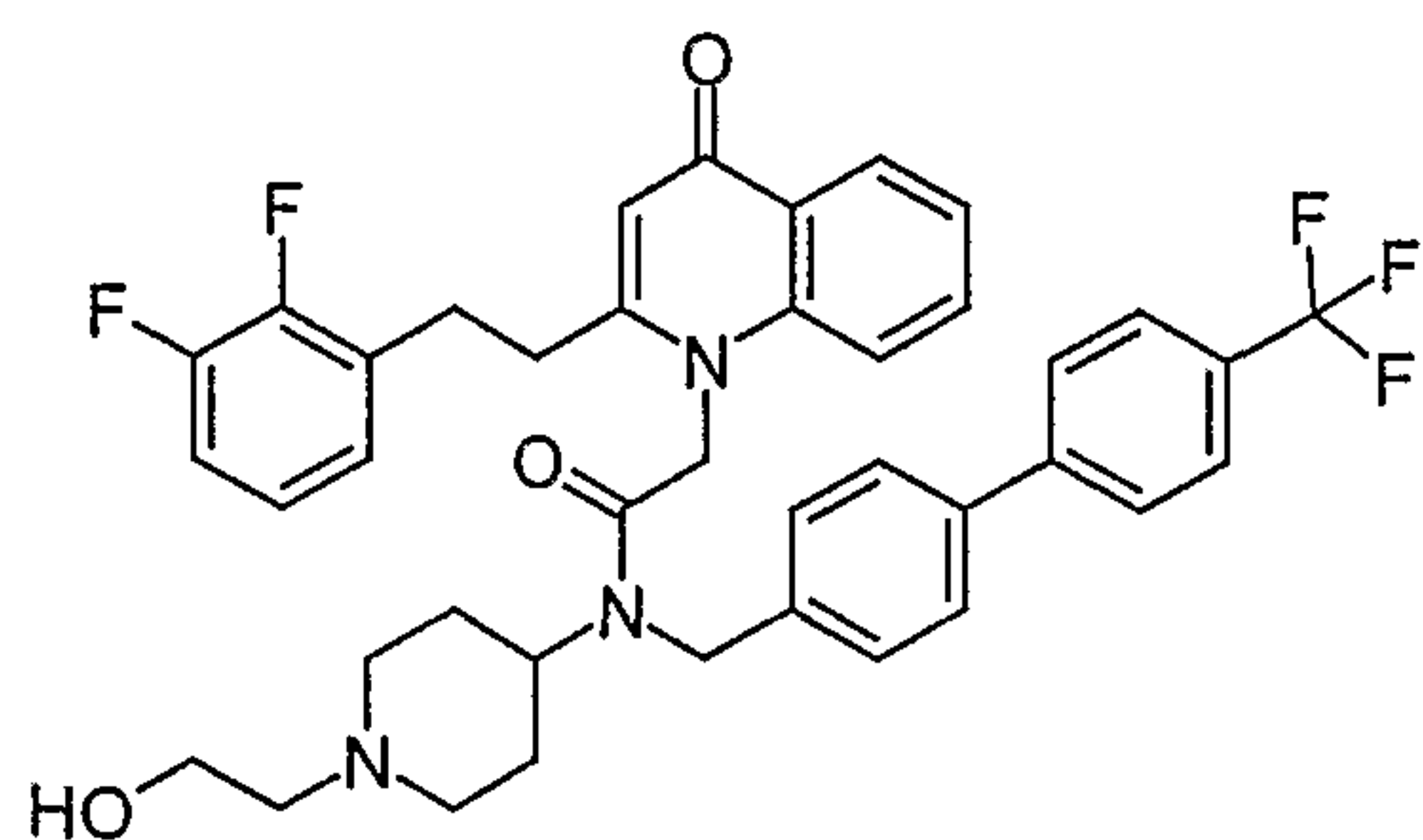
To intermediate F1 (0.55g) in dichloromethane (6ml) was added trifluoroacetic acid (2.5ml) at room temperature. The mixture was stirred for 2h, the solvent removed under reduced pressure and diethyl ether added. The solid so formed was filtered and washed with diethyl ether to give a solid that was partitioned between dilute sodium bicarbonate and dichloromethane. The aqueous layer was extracted with further dichloromethane and the combined organic layers dried over K₂CO₃, filtered and evaporated under reduced pressure to a solid (0.42g). This free base (0.42g) was dissolved in methanol (10ml), tartaric acid (0.044g) was added, the mixture stirred for 5min then evaporated under reduced pressure. Trituration with ether gave the bitartrate salt as an off-white solid (0.46g). ¹H-NMR (d₆ DMSO, rotamer mixture) δ 1.6-2.05 (4H, m), 2.7-3.05 (2H, m), 3.1-3.4 (2H, m), 3.88 (2H, s), 4.1-5.8 (7H, br ms), 6.27 + 6.32 (1H, 2xs), 7.05 + 7.55 (6H, m), 7.55-7.95 (8H, m), 8.14 (1H, dt); MS (APCI+) found (M+1) = 678; C₃₇H₃₂F₅N₃O₂S requires 677.

The following examples were prepared by the method of Example 105:

Ex. No.	Precursors	Structure	Name
106	Int. F2		<i>N</i> -(piperidin-4-yl)-2-[2-(2-(2,3-difluorophenyl)ethyl)-4-oxo-4 <i>H</i> -quinolin-1-yl]- <i>N</i> -(4'-trifluoromethylbiphenyl-4-ylmethyl)-acetamide bitartrate
107	Int. F3		<i>N</i> -(piperidin-4-yl)-2-[2-(2-(2,3-difluorophenyl)ethyl)-4-oxo-5,6-trimethylenepyridin-1-yl]- <i>N</i> -(4'-trifluoromethylbiphenyl-4-ylmethyl)acetamide bitartrate

108	Example 62		<i>N</i> -(piperidin-4-yl)-2-[2-(2-(2,3-difluorophenyl)ethyl)-4-oxo-4 <i>H</i> -[1,8]naphthyridin-1-yl]- <i>N</i> -(4'-trifluoromethylbiphenyl-4-ylmethyl)acetamide bitartrate
109	Example 96		<i>N</i> -(piperidin-4-yl)-2-[2-(2,3-difluorobenzylthio)-4-oxo-4 <i>H</i> -[1,8]naphthyridin-1-yl]- <i>N</i> -(4'-trifluoromethylbiphenyl-4-ylmethyl)acetamide trifluoroacetate
110	Int. F4		<i>N</i> -(2-ethylaminoethyl)-2-[2-(2,3-difluorobenzylthio)-4-oxo-4 <i>H</i> -quinolin-1-yl]- <i>N</i> -(4'-trifluoromethylbiphenyl-4-ylmethyl)-acetamide
111	Int. F5		<i>N</i> -(2-ethylaminoethyl)-2-[2-(2-(2,3-difluorophenyl)ethyl)-4-oxo-4 <i>H</i> -quinolin-1-yl]- <i>N</i> -(4'-trifluoromethylbiphenyl-4-ylmethyl)-acetamide

Example 115 — *N*-(1-(2-hydroxyethyl)piperidin-4-yl)-2-[2-(2-(2,3-difluorophenyl)ethyl)-4-oxo-4*H*-quinolin-1-yl]-*N*-(4'-trifluoromethylbiphenyl-4-ylmethyl)acetamide bitartrate

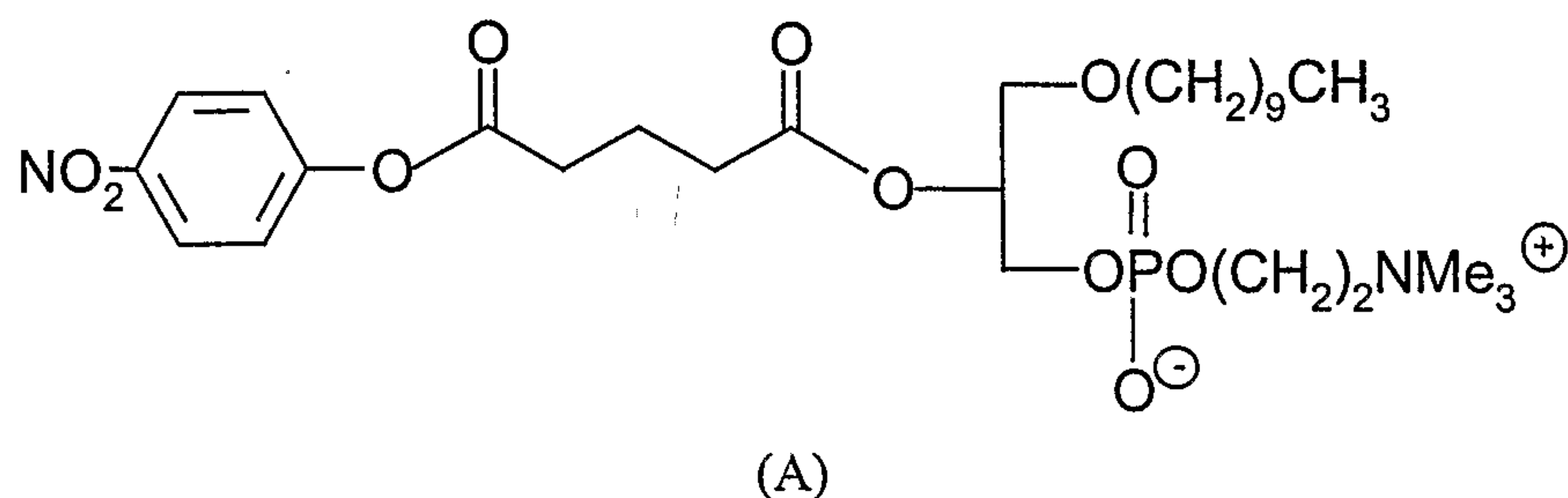


A mixture of Example 59 (0.18g, 1 equiv), lithium borohydride (0.12ml, 2M in THF, 1 equiv) and dry THF (2ml) was heated at reflux under argon overnight, then a further 0.06ml portion of lithium borohydride solution was added and heating continued for 4h. Evaporation, aqueous workup and chromatography (silica, 0-10% methanol in dichloromethane) gave the title compound (0.06g). The bitartrate was prepared as in example 1. ¹H-NMR (DMSO, rotamer mixture) δ 1.5-2.1 (4H, m), 2.5-3.65 (12H, m), 4.15 (2H, s), 3.85-5.8 (5H, br m), 6.01 + 6.06 (1H, 2xs), 7.0-7.95 (14H, m), 8.05-8.2 (1H, m); MS (APCI⁺) found (M+1) = 704; C₄₀H₃₈F₅N₃O₃ requires 703.

Biological Data

1. Screen for Lp-PLA₂ inhibition.

Enzyme activity was determined by measuring the rate of turnover of the artificial substrate (A) at 37 °C in 50mM HEPES (N-2-hydroxyethylpiperazine-N'-2-ethanesulphonic acid) buffer containing 150mM NaCl, pH 7.4.



Assays were performed in 96 well titre plates.

Recombinant LpPLA₂ was purified to homogeneity from baculovirus infected Sf9 cells, using a zinc chelating column, blue sepharose affinity chromatography and an anion exchange column. Following purification and ultrafiltration, the enzyme was stored at 6mg/ml at 4°C. Assay plates of compound or vehicle plus buffer were set up using automated robotics to a volume of 170µl. The reaction was initiated by the addition of 20µl of 10x substrate (A) to give a final substrate concentration of 20µM and 10 µl of diluted enzyme to a final 0.2nM LpPLA₂.

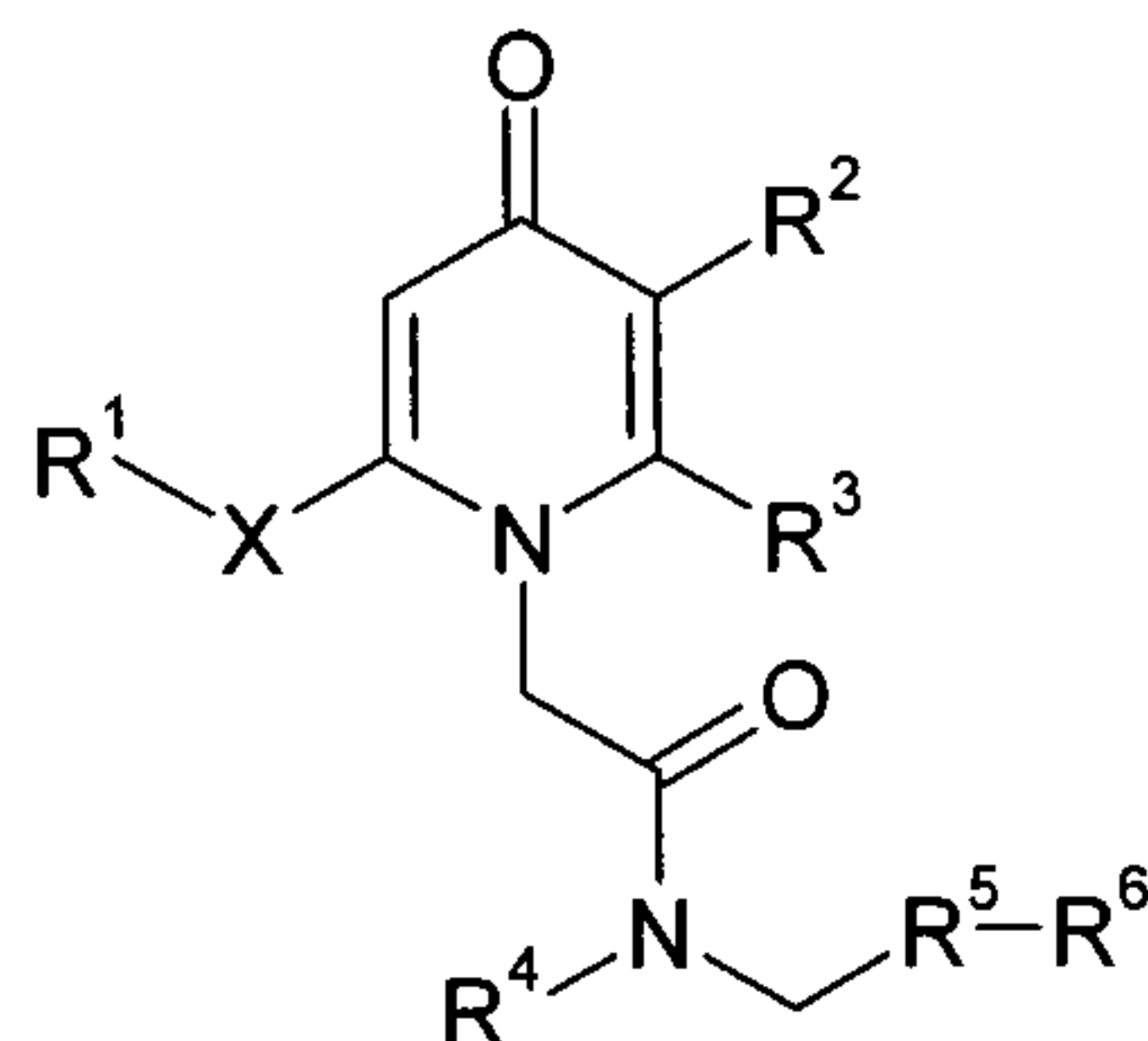
The reaction was followed at 405 nm and 37 °C for 20 minutes using a plate reader with automatic mixing. The rate of reaction was measured as the rate of change of absorbance.

Results

The compounds described in the Examples were tested as described above and had IC₅₀ values in the range <0.1 to 100 nM.

Claims:

1. A compound of formula (I) or a salt thereof:



(I)

in which:

R¹ is phenyl optionally substituted by 1, 2, 3 or 4 substituents which may be the same or different selected from halogen;

R² is C₍₁₋₃₎alkyl;

R³ is hydrogen or C₍₁₋₃₎alkyl; or

R² and R³ together with the pyridone ring carbon atoms to which they are attached form a fused 5-or 6-membered carbocyclic ring; or

R² and R³ together with the pyridone ring carbon atoms to which they are attached form a fused benzo or heteroaryl ring selected from pyridyl, thiazolyl, thienyl and pyrazolyl optionally substituted by 1, 2, 3 or 4 substituents which may be the same or different selected from halogen, C₍₁₋₄₎alkyl and C₍₁₋₃₎alkoxyC₍₁₋₃₎alkyl;

R⁴ is C₍₁₋₆₎alkyl which may be unsubstituted or substituted by 1, 2 or 3 substituents selected from NR⁹R¹⁰ and NR⁷COR⁸; or

R⁴ is Het-C₍₀₋₄₎alkyl in which Het is piperidiny1 or pyrrolyl, and in which N may be substituted by COOR⁷ or C₍₁₋₆₎alkyl optionally substituted by 1, 2 or 3 substituents selected from hydroxy, OR⁷ or COOR⁷;

R⁵ is phenyl;

R^6 is phenyl which is optionally substituted by 1, 2, 3 or 4 substituents which may be the same or different selected from $C_{(1-6)}$ alkyl, halogen and mono to perfluoro- $C_{(1-4)}$ alkyl;

R^7 and R^8 are independently hydrogen or $C_{(1-6)}$ alkyl;

R^9 and R^{10} which may be the same or different is each selected from hydrogen, and $C_{(1-6)}$ alkyl; and

X is a $C_{(2-4)}$ alkylene group or $(CH_2)_nS$ where n is 1, 2 or 3.

2. A compound of formula (I), or a salt thereof, as claimed in claim 1, in which R^1 is phenyl substituted by halogen.
3. A compound of formula (I), or a salt thereof, as claimed in claim 1 or 2, in which R^2 and R^3 together with the pyridone ring carbon atoms to which they are attached form a fused thiazolyl ring substituted by methyl, or a fused 5-membered carbocyclic (cyclopentyl) ring, or a fused benzo, pyrido, thieno or pyrazolo ring.
4. A compound of formula (I), or a salt thereof, as claimed in any one of claims 1 to 3, in which R^4 is selected from the group consisting of 2-(diethylamino)ethyl, 1-ethyl-piperidin-4-yl, 1-(2-methoxyethyl)piperidin-4-yl, 1-methylpiperidin-4-yl and 1-ethylpyrrolidin-3-yl.
5. A compound of formula (I), or a salt thereof, as claimed in any one of claims 1 to 4, in which R^6 is phenyl substituted by trifluoromethyl or ethyl at the 4-position.
6. A compound of formula (I), or a salt thereof, as claimed in any one of claims 1 to 4, in which R^5 and R^6 together form a 4-(phenyl)phenyl group, said phenyl of R^6

being optionally substituted by 1, 2, 3 or 4 substituents which may be the same or different selected from C₍₁₋₆₎alkyl, halogen and mono to perfluoro-C₍₁₋₄₎alkyl.

7. A compound of formula (I), or a salt thereof, as claimed in any one of claims 1 to 6, in which X is C₍₂₋₄₎alkylene or CH₂S.

8. A compound of formula (I), or a salt thereof, as claimed in any one of claims 1 to 3, in which R¹ is phenyl substituted by 2,3-difluoro; R² and R³, together with the pyridone ring carbon atoms to which they are attached, form a fused 5-membered carbocyclic ring, or a fused benzo or pyrido ring; R⁴ is 2-(diethylamino)ethyl, 1-ethyl-piperidin-4-yl, 1-(2-methoxyethyl)piperidin-4-yl, 1-methylpiperidin-4-yl or 1-ethylpyrrolidin-3-yl; R⁶ is phenyl substituted by ethyl or trifluoromethyl in the 4-position; and X is CH₂S.

9. A compound of formula (I), or a salt thereof, as claimed in any one of claims 1 to 3, in which R¹ is phenyl substituted by 2,3-difluoro; R² and R³, together with the pyridone ring carbon atoms to which they are attached, form a fused thiazolyl ring substituted by methyl, or a benzo or pyrido ring; R⁴ is 2-(diethylamino)ethyl, 1-ethyl-piperidin-4-yl, 1-(2-methoxyethyl)piperidin-4-yl, 1-methylpiperidin-4-yl or 1-ethylpyrrolidin-3-yl; R⁶ is phenyl substituted by trifluoromethyl in the 4-position; and X is (CH₂)₂.

10. A compound of formula (I), or a salt thereof, as claimed in any one of claims 1 to 3, in which R¹ is phenyl substituted by 2,3-difluoro; R² and R³, together with the pyridone ring carbon atoms to which they are attached, form a fused benzo or pyrido ring; R⁴ is 1-(2-methoxyethyl)piperidin-4-yl; R⁵ and R⁶ together form a 4-(phenyl)phenyl substituent, said phenyl of R⁶ being optionally substituted by 1, 2, 3

or 4 substituents which may be the same or different selected from C₍₁₋₆₎alkyl, halogen and mono to perfluoro-C₍₁₋₄₎alkyl; and X is CH₂S or (CH₂)₂.

11. A compound as claimed in claim 1 selected from the group consisting of:

N-(2-diethylaminoethyl)-2-[2-(2,3-difluorobenzylthio)-4-oxo-4*H*-quinolin-1-yl]-*N*-(4'-trifluoromethylbiphenyl-4-ylmethyl)acetamide bitartrate;

N-(2-diethylaminoethyl)-2-[2-(2-(2,3-difluorophenyl)ethyl)-4-oxo-4*H*-quinolin-1-yl]-*N*-(4'-trifluoromethylbiphenyl-4-ylmethyl)acetamide;

N-(2-diethylaminoethyl)-2-[2-(2-(2,3-difluorophenyl)ethyl)-4-oxo-4*H*-quinolin-1-yl]-*N*-(4'-trifluoromethylbiphenyl-4-ylmethyl)acetamide bitartrate;

N-(2-diethylaminoethyl)-2-[2-(2,3-difluorobenzylthio)-4-oxo-5,6-trimethylenepyridin-1-yl]-*N*-(4'-trifluoromethylbiphenyl-4-ylmethyl)acetamide bitartrate;

N-(1-methylpiperidin-4-yl)-2-[2-(2,3-difluorobenzylthio)-4-oxo-4*H*-quinolin-1-yl]-*N*-(4'-trifluoromethylbiphenyl-4-ylmethyl)acetamide bitartrate;

N-(1-methylpiperidin-4-yl)-2-[2-(2-(2,3-difluorophenyl)ethyl)-4-oxo-4*H*-[1,8]naphthyridin-1-yl]-*N*-(4'-trifluoromethylbiphenyl-4-ylmethyl)acetamide bitartrate;

N-(1-(2-methoxyethyl)piperidin-4-yl)-2-[2-(2,3-difluorobenzylthio)-4-oxo-4*H*-[1,8]naphthyridin-1-yl]-*N*-(4'-trifluoromethylbiphenyl-4-ylmethyl)acetamide bitartrate;

N-(1-ethylpiperidin-4-yl)-2-[2-(2,3-difluorobenzylthio)-4-oxo-4*H*-quinolin-1-yl]-*N*-(4'-ethylbiphenyl-4-ylmethyl)acetamide bitartrate;

N-(1-ethylpiperidin-4-yl)-2-[5-(2-(2,3-difluorophenyl)ethyl)-2-methyl-7-oxo-7*H*-thiazolo[4,5-*b*]pyridin-4-yl]-*N*-(4'-trifluoromethylbiphenyl-4-ylmethyl)acetamide bitartrate;

(±)*N*-(1-ethylpyrrolidin-3-yl)-2-[2-(2-(2,3-difluorophenyl)ethyl)-4-oxo-4*H*-quinolin-1-yl]-*N*-(4'-trifluoromethylbiphenyl-4-ylmethyl)acetamide bitartrate;

(±)*N*-(1-ethylpyrrolidin-3-yl)-2-[2-(2,3-difluorobenzylthio)-4-oxo-4*H*-quinolin-1-yl]-*N*-(4'-trifluoromethylbiphenyl-4-ylmethyl)acetamide bitartrate;

N-(1-(2-methoxyethyl)piperidin-4-yl)-2-[2-(2,3-difluorobenzylthio)-4-oxo-4*H*-quinolin-1-yl]-*N*-(4'-trifluoromethylbiphenyl-4-ylmethyl)acetamide bitartrate;

N-(1-(2-methoxyethyl)piperidin-4-yl)-2-[2-(2,3-difluorobenzylthio)-4-oxo-4*H*-quinolin-1-yl]-*N*-(4'-trifluoromethylbiphenyl-4-ylmethyl)acetamide dihydrochloride;

N-(1-(2-methoxyethyl)piperidin-4-yl)-2-[2-(2,3-difluorobenzylthio)-4-oxo-4*H*-quinolin-1-yl]-*N*-(4'-trifluoromethylbiphenyl-4-ylmethyl)acetamide mono paratoluenesulphonate;

N-(1-(2-methoxyethyl)piperidin-4-yl)-2-[2-(2-(2,3-difluorophenyl)ethyl)-4-oxo-4*H*-[1,8]naphthyridin-1-yl]-*N*-(4'-trifluoromethylbiphenyl-4-ylmethyl)acetamide bitartrate;

N-(1-(2-methoxyethyl)piperidin-4-yl)-2-[2-(2-(2,3-difluorophenyl)ethyl)-4-oxo-4*H*-[1,8]naphthyridin-1-yl]-*N*-(4'-trifluoromethylbiphenyl-4-ylmethyl)acetamide monohydrochloride;

N-(1-(2-methoxyethyl)piperidin-4-yl)-2-[2-(2-(2,3-difluorophenyl)ethyl)-4-oxo-4*H*-[1,8]naphthyridin-1-yl]-*N*-(4'-trifluoromethylbiphenyl-4-ylmethyl)acetamide dihydrochloride;

N-(2-diethylaminoethyl)-2-[2-(4-fluorobenzylthio)-4-oxo-4*H*-quinolin-1-yl]-*N*-(4'-trifluoromethylbiphenyl-4-ylmethyl)acetamide bitartrate;

N-(2-diethylaminoethyl)-2-[2-(4-fluorobenzylthio)-4-oxo-5,6-trimethylene-pyridin-1-yl]-*N*-(4'-trifluoromethyl-biphenyl-4-ylmethyl)acetamide bitartrate;

N-(2-diethylaminoethyl)-2-[2-(2,3-difluorobenzylthio)-4-oxo-5,6-trimethylenepyridin-1-yl]-*N*-(4'-trifluoromethyl-biphenyl-4-ylmethyl)acetamide bitartrate;

N-(2-diethylaminoethyl)-2-[2-(4-fluorophenyl)ethyl)-4-oxo-4*H*-quinolin-1-yl]-*N*-(4'-trifluoromethylbiphenyl-4-ylmethyl)acetamide;

N-(2-diethylaminoethyl)-2-[2-(2-(3,4-difluorophenyl)ethyl)-4-oxo-4*H*-quinolin-1-yl]-*N*-(4'-trifluoromethylbiphenyl-4-ylmethyl)acetamide bitartrate;

N-(2-diethylaminoethyl)-2-[2-(2-(2-fluorophenyl)ethyl)-4-oxo-4*H*-quinolin-1-yl]-*N*-(4'-trifluoromethylbiphenyl-4-ylmethyl)acetamide bitartrate;

N-(2-diethylaminoethyl)-2-[2-(2-(3-chlorophenyl)ethyl)-4-oxo-4*H*-quinolin-1-yl]-*N*-(4'-trifluoromethylbiphenyl-4-ylmethyl)acetamide bitartrate;

N-(2-diethylaminoethyl)-2-[2-(2-(2,3-difluorophenyl)ethyl)-4-oxo-4*H*-[1,8]naphthyridin-1-yl)]-*N*-(4'-trifluoromethylbiphenyl-4-ylmethyl)acetamide bitartrate;

N-(1-ethylpiperidin-4-yl)-2-[2-(2-(2,3-difluorophenyl)ethyl)-4-oxo-4*H*-[1,8]naphthyridin-1-yl)]-*N*-(4'-trifluoromethylbiphenyl-4-ylmethyl)acetamide;

N-(1-ethylpiperidin-4-yl)-2-[2-(2-(2,3-difluorophenyl)ethyl)-4-oxo-4*H*-quinolin-1-yl]-*N*-(4'-trifluoromethylbiphenyl-4-ylmethyl)acetamide bitartrate;

N-(2-pyrrolidin-1-ylethyl)-2-[2-(2-(2,3-difluorophenyl)ethyl)-4-oxo-4*H*-quinolin-1-yl]-*N*-(4'-trifluoromethylbiphenyl-4-ylmethyl)acetamide bitartrate;

N-(1-isopropylpiperidin-4-yl)-2-[2-(2-(2,3-difluorophenyl)ethyl)-4-oxo-4*H*-quinolin-1-yl]-*N*-(4'-trifluoromethylbiphenyl-4-ylmethyl)acetamide bitartrate;

N-(2-piperidin-1-ylethyl)-2-[2-(2-(2,3-difluorophenyl)ethyl)-4-oxo-4*H*-quinolin-1-yl]-*N*-(4'-trifluoromethylbiphenyl-4-ylmethyl)acetamide bitartrate;

N-(2-diethylaminoethyl)-2-[2-(2,3-difluorobenzylthio)7-fluoro-4-oxo-4*H*-quinolin-1-yl]-*N*-(4'-trifluoromethylbiphenyl-4-ylmethyl)acetamide bitartrate;

N-(2-diethylaminoethyl)-5-[2-(2-(2,3-difluorophenyl)ethyl)-2-methyl-7-oxo-7*H*-thieno[3,2-*b*]pyridin-4-yl]-*N*-(4'-trifluoromethylbiphenyl-4-ylmethyl)acetamide bitartrate;

N-(2-diethylaminoethyl)-2-[2-(2-(2,3-difluorophenyl)ethyl)-5,6-dimethyl-4-oxo-4*H*-pyridin-1-yl]-*N*-(4'-trifluoromethylbiphenyl-4-ylmethyl)acetamide bitartrate;

N-(2-diethylaminoethyl)-2-[2-(2-(2,3-difluorophenyl)ethyl)-5-ethyl-4-oxo-4*H*-pyridin-1-yl]-*N*-(4'-trifluoromethylbiphenyl-4-ylmethyl)acetamide bitartrate;

N-(1-(2-methoxyethyl)piperidin-4-yl)-2-[2-(2-(2,3-difluorophenyl)ethyl)-4-oxo-4*H*-quinolin-1-yl]-*N*-(4'-trifluoromethylbiphenyl-4-ylmethyl)acetamide bitartrate;

N-(1-methylpiperidin-4-yl)-2-[2-(2-(2,3-difluorophenyl)ethyl)-4-oxo-4*H*-quinolin-1-yl]-*N*-(4'-trifluoromethylbiphenyl-4-ylmethyl)acetamide bitartrate;

N-(2-diethylaminoethyl)-2-[2-(2-(2,3-difluorophenyl)ethyl)-4-oxo-4*H*-thieno[3,4-*b*]pyridin-1-yl]-*N*-(4'-trifluoromethylbiphenyl-4-ylmethyl)acetamide bitartrate;

N-(1-ethylpiperidin-4-yl)-2-[2-(2,3-difluorobenzylthio)-4-oxo-4*H*-quinolin-1-yl]-*N*-(4'-trifluoromethylbiphenyl-4-ylmethyl)acetamide bitartrate;

N-(2-pyrrolidin-1-ylethyl)-2-[2-(2,3-difluorobenzylthio)-4-oxo-4*H*-quinolin-1-yl]-*N*-(4'-trifluoromethylbiphenyl-4-ylmethyl)acetamide bitartrate;

N-(1-ethylpiperidin-4-yl)-2-[6-(2-(2,3-difluorophenyl)ethyl)-2-methyl-4-oxo-4*H*-pyrazolo[3,4-*b*]pyridin-7-yl]-*N*-(4'-trifluoromethylbiphenyl-4-ylmethyl)acetamide bitartrate;

N-(1-isopropylpiperidin-4-yl)-2-[2-(2,3-difluorobenzylthio)-4-oxo-4*H*-quinolin-1-yl]-*N*-(4'-trifluoromethylbiphenyl-4-ylmethyl)acetamide bitartrate;

N-(1-ethylpiperidin-4-ylmethyl)-2-[2-(2-(2,3-difluorophenyl)ethyl)-4-oxo-4*H*-quinolin-1-yl]-*N*-(4'-trifluoromethylbiphenyl-4-ylmethyl)acetamide bitartrate;

N-(3-diethylaminopropyl)-2-[2-(2,3-difluorobenzylthio)-4-oxo-4*H*-quinolin-1-yl]-*N*-(4'-trifluoromethylbiphenyl-4-ylmethyl)acetamide bitartrate;

N-(4-pyrrolidin-1-ylbutyl)-2-[2-(2-(2,3-difluorophenyl)ethyl)-4-oxo-4*H*-quinolin-1-yl]-*N*-(4'-trifluoromethylbiphenyl-4-ylmethyl)acetamide bitartrate;

N-(3-diethylaminopropyl)-2-[2-(2-(2,3-difluorophenyl)ethyl)-4-oxo-4*H*-quinolin-1-yl]-*N*-(4'-trifluoromethylbiphenyl-4-ylmethyl)acetamide bitartrate;

N-(4-pyrrolidin-1-ylbutyl)-2-[2-(2,3-difluorobenzylthio)-4-oxo-4*H*-quinolin-1-yl]-*N*-(4'-trifluoromethylbiphenyl-4-ylmethyl)acetamide bitartrate;

N-(1-ethylpiperidin-4-yl)-2-[5-(2,3-difluorobenzylthio)-7-oxo-7*H*-thieno[3,2-*b*]pyridin-4-yl]-*N*-(4'-trifluoromethylbiphenyl-4-ylmethyl)acetamide bitartrate;

N-(2-diethylaminoethyl)-2-[5-(2-(2,3-difluorophenyl)ethyl)-2-methyl-7-oxo-7*H*-thiazolo[4,5-*b*]pyridin-4-yl]-*N*-(4'-trifluoromethylbiphenyl-4-ylmethyl)acetamide bitartrate;

N-(2-diethylaminoethyl)-2-[2-(2,3-difluorobenzylthio)-4-oxo-4*H*-quinolin-1-yl]-*N*-(4'-ethylbiphenyl-4-ylmethyl)acetamide bitartrate;

N-(2-diethylaminoethyl)-2-[2-(2-(2,3-difluorophenyl)ethyl)-4-oxo-4*H*-quinolin-1-yl]-*N*-(4'-ethylbiphenyl-4-ylmethyl)acetamide bitartrate;

N-(2-diethylaminoethyl)-2-[2-(2,3-difluorobenzylthio)-4-oxo-4*H*-quinolin-1-yl]-*N*-(4'-isopropylbiphenyl-4-ylmethyl)acetamide bitartrate;

N-(2-diethylaminoethyl)-2-[2-(2-(2,3-difluorophenyl)ethyl)-4-oxo-4*H*-quinolin-1-yl]-*N*-(4'-isopropylbiphenyl-4-ylmethyl)acetamide bitartrate;

N-(2-diethylaminoethyl)-2-[2-(2,3-difluorobenzylthio)-4-oxo-4*H*-[1,8]naphthyridin-1-yl]-*N*-(4'-trifluoromethylbiphenyl-4-ylmethyl)acetamide bitartrate;

N-(1-ethylpiperidin-4-yl)-2-[2-(2,3-difluorobenzylthio)-4-oxo-4*H*-[1,8]naphthyridin-1-yl]-*N*-(4'-trifluoromethylbiphenyl-4-ylmethyl)acetamide bitartrate;

N-(2-diethylaminoethyl)-2-[2-(2-(2,3-difluorophenyl)ethyl)-4-oxo-4*H*-quinolin-1-yl]-*N*-(4'-methylbiphenyl-4-ylmethyl)acetamide bitartrate;

N-(2-diethylaminoethyl)-2-[2-(2,3-difluorobenzylthio)-4-oxo-4*H*-quinolin-1-yl]-*N*-(4'-methylbiphenyl-4-ylmethyl)acetamide bitartrate;

N-(1-ethoxycarbonylmethylpiperidin-4-yl)-2-[2-(2-(2,3-difluorophenyl)ethyl)-4-oxo-4*H*-quinolin-1-yl]-*N*-(4'-trifluoromethylbiphenyl-4-ylmethyl)acetamide bitartrate;

N-(1-isopropylpiperidin-4-yl)-2-[2-(2-(2,3-difluorophenyl)ethyl)-4-oxo-4*H*-[1,8]naphthyridin-1-yl]-*N*-(4'-trifluoromethylbiphenyl-4-ylmethyl)acetamide bitartrate;

N-(2-diethylaminoethyl)-2-[2-(2,3-difluorobenzylthio)-4-oxo-4*H*-quinolin-1-yl]-*N*-(3',4'-dimethylbiphenyl-4-ylmethyl)acetamide bitartrate;

N-(1-(*t*-butoxycarbonyl)piperidin-4-yl)-2-[2-(2-(2,3-difluorophenyl)ethyl)-4-oxo-4*H*-[1,8]naphthyridin-1-yl]-*N*-(4'-trifluoromethylbiphenyl-4-ylmethyl)acetamide bitartrate;

N-(2-diethylaminoethyl)-2-[2-(2,3-difluorobenzylthio)-4-oxo-4*H*-quinolin-1-yl]-*N*-(3',4'-difluorobiphenyl-4-ylmethyl)acetamide bitartrate;

N-(2-diethylaminoethyl)-2-[6-(2,3-difluorobenzylthio)-4-oxo-4*H*-thieno-[2,3-*b*]pyridin-7-yl]-*N*-(4'-trifluoromethylbiphenyl-4-ylmethyl)acetamide bitartrate;

N-(1-methylpiperidin-4-yl)-2-[2-(2,3-difluorobenzylthio)-4-oxo-4*H*-[1,8]naphthyridin-1-yl]-*N*-(4'-trifluoromethylbiphenyl-4-ylmethyl)acetamide bitartrate;

N-(1-ethylpiperidin-4-yl)-2-[2-(2-(2,3,4-trifluorophenylethyl)-4-oxo-4*H*-quinolin-1-yl)-*N*-(4'-trifluoromethylbiphenyl-4-ylmethyl)acetamide bitartrate;

N-(2-diethylaminoethyl)-2-[6-(2,3-difluorobenzylthio)-2-methyl-4-oxo-2,4-dihydropyrazolo[3,4-*b*]pyridin-7-yl]-*N*-(4'-trifluoromethylbiphenyl-4-ylmethyl)-acetamide bitartrate;

N-(1-ethylpiperidin-4-yl)-2-[6-(2-(2,3-difluorophenyl)ethyl)-2-ethyl-4-oxo-2,4-dihydropyrazolo[3,4-*b*]pyridin-7-yl]-*N*-(4'-trifluoromethylbiphenyl-4-ylmethyl)-acetamide bitartrate;

N-(1-ethylpiperidin-4-yl)-2-[6-(2-(2,3-difluorophenyl)ethyl)-2-isopropyl-4-oxo-2,4-dihydropyrazolo[3,4-*b*]pyridin-7-yl]-*N*-(4'-trifluoromethylbiphenyl-4-ylmethyl)acetamide bitartrate;

N-(1-ethylpiperidin-4-yl)-2-[2-(2-(2,3-difluorophenyl)ethyl)-4-oxo-4*H*-quinolin-1-yl]-*N*-(4'-ethylbiphenyl-4-ylmethyl)acetamide bitartrate;

N-(1-isopropylpiperidin-4-yl)-2-[5-(2-(2,3-difluorophenyl)ethyl)-2-methyl-7-oxo-7*H*-thiazolo[4,5-*b*]pyridin-4-yl]-*N*-(4'-trifluoromethylbiphenyl-4-ylmethyl)-acetamide bitartrate;

N-(1-(2-methoxyethyl)piperidin-4-yl)-2-[5-(2-(2,3-difluorophenyl)ethyl)-2-methyl-7-oxo-7*H*-thiazolo[4,5-*b*]pyridin-4-yl]-*N*-(4'-trifluoromethylbiphenyl-4-ylmethyl)acetamide bitartrate;

N-(1-ethylpiperidin-4-yl)-2-[2-(2-(2,3-difluorophenyl)ethyl)-4-oxo-5,6-trimethylenepyridin-1-yl]-*N*-(4'-trifluoromethylbiphenyl-4-ylmethyl)acetamide bitartrate;

N-(1-methylpiperidin-4-yl)-2-[2-(2-(2,3-difluorophenyl)ethyl)-4-oxo-5,6-trimethylenepyridin-1-yl]-*N*-(4'-trifluoromethylbiphenyl-4-ylmethyl)acetamide bitartrate;

N-(1-(2-methoxyethyl)piperidin-4-yl)-2-[2-(2-(2,3-difluorophenyl)ethyl)-4-oxo-5,6-trimethylenepyridin-1-yl]-*N*-(4'-trifluoromethylbiphenyl-4-ylmethyl)-acetamide bitartrate;

N-(1-isopropylpiperidin-4-yl)-2-[2-(2-(2,3-difluorophenyl)ethyl)-4-oxo-5,6-trimethylenepyridin-1-yl]-*N*-(4'-trifluoromethylbiphenyl-4-ylmethyl)acetamide bitartrate;

N-(1-ethylpiperidin-4-yl)-2-[5-(2-(2,3-difluorophenyl)ethyl)-2-methyl-7-oxo-2,7-dihydropyrazolo[4,3-*b*]pyridin-4-yl]-*N*-(4'-trifluoromethylbiphenyl-4-ylmethyl)-acetamide bitartrate;

N-(1-ethylpiperidin-4-yl)-2-[5-(2-(2,3-difluorophenyl)ethyl)-1-methyl-7-oxo-1,7-dihydropyrazolo[4,3-*b*]pyridin-4-yl]-*N*-(4'-trifluoromethylbiphenyl-4-ylmethyl)-acetamide bitartrate;

N-(1-ethylpiperidin-4-yl)-2-[2-(2-(2,3-difluorophenyl)ethyl)-4-oxo-5,6-trimethylenepyridin-1-yl]-*N*-(4'-trifluoromethylbiphenyl-4-ylmethyl)acetamide bitartrate;

N-(1-ethylpiperidin-4-yl)-2-[2-(2-(2,3-difluorophenyl)ethyl)-7-methyl-4-oxo-4*H*-[1,8]naphthyridin-1-yl]-*N*-(4'-trifluoromethylbiphenyl-4-ylmethyl)acetamide bitartrate;

N-(2-diethylaminoethyl)-2-[2-(2-(2,3-difluorophenyl)ethyl)-7-methyl-4-oxo-4*H*-[1,8]naphthyridin-1-yl]-*N*-(4'-trifluoromethylbiphenyl-4-ylmethyl)acetamide bitartrate;

N-(1-methylpiperidin-4-yl)-2-[2-(2-(2,3-difluorophenyl)ethyl)-7-methyl-4-oxo-4*H*-[1,8]naphthyridin-1-yl]-*N*-(4'-trifluoromethylbiphenyl-4-ylmethyl)acetamide bitartrate;

N-(1-isopropylpiperidin-4-yl)-2-[2-(2-(2,3-difluorophenyl)ethyl)-7-methyl-4-oxo-4*H*-[1,8]naphthyridin-1-yl]-*N*-(4'-trifluoromethylbiphenyl-4-ylmethyl)acetamide bitartrate;

N-(1-(2-methoxyethyl)piperidin-4-yl)-2-[2-(2-(2,3-difluorophenyl)ethyl)-7-methyl-4-oxo-4*H*-[1,8]naphthyridin-1-yl]-*N*-(4'-trifluoromethylbiphenyl-4-ylmethyl)-acetamide bitartrate;

N-(1-methylpiperidin-4-yl)-2-[2-(2,3-difluorobenzylthio)-4-oxo-5,6-trimethylenepyridin-1-yl]-*N*-(4'-trifluoromethylbiphenyl-4-ylmethyl)acetamide bitartrate;

N-(1-ethylpiperidin-4-yl)-2-[2-(2,3-difluorobenzylthio)-4-oxo-5,6-trimethylenepyridin-1-yl]-*N*-(4'-trifluoromethylbiphenyl-4-ylmethyl)acetamide bitartrate;

N-(1-isopropylpiperidin-4-yl)-2-[2-(2,3-difluorobenzylthio)-4-oxo-5,6-trimethylenepyridin-1-yl]-*N*-(4'-trifluoromethylbiphenyl-4-ylmethyl)acetamide bitartrate;

N-(1-(2-methoxyethyl)piperidin-4-yl)-2-[2-(2,3-difluorobenzylthio)-4-oxo-5,6-trimethylenepyridin-1-yl]-*N*-(4'-trifluoromethylbiphenyl-4-ylmethyl)acetamide bitartrate;

N-(2-diethylaminoethyl)-2-[2-(2-(2,3-difluorophenyl)ethyl)-4-oxo-5,6-tetramethylenepyridin-1-yl]-*N*-(4'-trifluoromethylbiphenyl-4-ylmethyl)acetamide bitartrate;

N-(1-methylpiperidin-4-yl)-2-[2-(2,3-difluorobenzylthio)-4-oxo-4*H*-quinolin-1-yl]-*N*-(4'-chlorobiphenyl-4-ylmethyl)acetamide bitartrate;

N-(1-methylpiperidin-4-yl)-2-[2-(2-(2,3-difluorophenyl)ethyl)-4-oxo-4*H*-quinolin-1-yl]-*N*-(4'-chlorobiphenyl-4-ylmethyl)acetamide bitartrate;

N-(1-ethylpiperidin-4-yl)-2-[2-(2-(2,3-difluorophenyl)ethyl)-4-oxo-4*H*-quinolin-1-yl]-*N*-(4'-chlorobiphenyl-4-ylmethyl)acetamide bitartrate;

N-(1-(2-methoxyethyl)piperidin-4-yl)-2-[2-(2-(2,3-difluorophenyl)ethyl)-4-oxo-4*H*-quinolin-1-yl]-*N*-(4'-chlorobiphenyl-4-ylmethyl)acetamide bitartrate;

N-(1-isopropylpiperidin-4-yl)-2-[2-(2-(2,3-difluorophenyl)ethyl)-4-oxo-4*H*-quinolin-1-yl]-*N*-(4'-chlorobiphenyl-4-ylmethyl)acetamide bitartrate;

N-(2-diethylaminoethyl)-2-[6-(2-(2,3-difluorophenyl)ethyl)-2-methyl-4-oxo-4*H*-pyrazolo[3,4-*b*]pyridin-7-yl]-*N*-(4'-trifluoromethylbiphenyl-4-ylmethyl)acetamide bitartrate;

N-(1-(*t*-butoxycarbonyl)piperidin-4-yl)-2-[2-(2,3-difluorobenzylthio)-4-oxo-4*H*-[1,8]naphthyridin-1-yl]-*N*-(4'-trifluoromethylbiphenyl-4-ylmethyl)acetamide;

N-(1-ethylpiperidin-4-yl)-2-[6-(2-(2,3-difluorophenyl)ethyl)-2-(2-methoxyethyl)-4-oxo-4*H*-pyrazolo[3,4-*b*]pyridin-7-yl]-*N*-(4'-trifluoromethylbiphenyl-4-ylmethyl)acetamide bitartrate;

N-(2-diethylaminoethyl)-2-[4-oxo-2-(2-(2,3,4-trifluorophenyl)ethyl)-4*H*-quinolin-1-yl]-*N*-(4'-trifluoromethyl-biphenyl-4-ylmethyl)acetamide bitartrate ;

N-(2-diethylaminoethyl)-2-[2-(2-(2,4-difluorophenyl)ethyl)-4-oxo-4*H*-quinolin-1-yl]-*N*-(4'-trifluoromethylbiphenyl-4-ylmethyl)acetamide bitartrate;

N-(2-diethylaminoethyl)-2-[2-(2-(3-fluorophenyl)ethyl)-4-oxo-4*H*-quinolin-1-yl]-*N*-(4'-trifluoromethylbiphenyl-4-ylmethyl)acetamide bitartrate;

N-(piperidin-4-yl)-2-[2-(2,3-difluorobenzylthio)-4-oxo-4*H*-quinolin-1-yl]-*N*-(4'-trifluoromethylbiphenyl-4-ylmethyl)acetamide bitartrate;

N-(piperidin-4-yl)-2-[2-(2-(2,3-difluorophenyl)ethyl)-4-oxo-4*H*-quinolin-1-yl]-*N*-(4'-trifluoromethylbiphenyl-4-ylmethyl)acetamide bitartrate;

N-(piperidin-4-yl)-2-[2-(2-(2,3-difluorophenyl)ethyl)-4-oxo-5,6-trimethylene-pyridin-1-yl]-*N*-(4'-trifluoromethylbiphenyl-4-ylmethyl)acetamide bitartrate;

N-(piperidin-4-yl)-2-[2-(2-(2,3-difluorophenyl)ethyl)-4-oxo-4*H*-[1,8]naphthyridin-1-yl]-*N*-(4'-trifluoromethylbiphenyl-4-ylmethyl)acetamide bitartrate;

N-(piperidin-4-yl)-2-[2-(2,3-difluorobenzylthio)-4-oxo-4*H*-[1,8]naphthyridin-1-yl]-*N*-(4'-trifluoromethylbiphenyl-4-ylmethyl)acetamide trifluoroacetate;

N-(2-ethylaminoethyl)-2-[2-(2,3-difluorobenzylthio)-4-oxo-4*H*-quinolin-1-yl]-*N*-(4'-trifluoromethylbiphenyl-4-ylmethyl)acetamide;

N-(2-ethylaminoethyl)-2-[2-(2-(2,3-difluorophenyl)ethyl)-4-oxo-4*H*-quinolin-1-yl]-*N*-(4'-trifluoromethylbiphenyl-4-ylmethyl)acetamide;

N-(1-(2-hydroxyethyl)piperidin-4-yl)-2-[2-(2-(2,3-difluorophenyl)ethyl)-4-oxo-4*H*-quinolin-1-yl]-*N*-(4'-trifluoromethylbiphenyl-4-ylmethyl)acetamide bitartrate.

12. A compound of formula (I) as claimed in claim 1 selected from the group consisting of

N-(1-(2-methoxyethyl)piperidin-4-yl)-2-[2-(2,3-difluorobenzylthio)-4-oxo-4*H*-quinolin-1-yl]-*N*-(4'-trifluoromethylbiphenyl-4-ylmethyl)acetamide;

N-(1-(2-methoxyethyl)piperidin-4-yl)-2-[2-(2-(2,3-difluorophenyl)ethyl)-4-oxo-4*H*-[1,8]naphthyridin-1-yl]-*N*-(4'-trifluoromethylbiphenyl-4-ylmethyl)acetamide;
and

pharmaceutically acceptable salts thereof.

13. A compound of formula (I) as claimed in claim 1 selected from the group consisting of:

N-(1-(2-methoxyethyl)piperidin-4-yl)-2-[2-(2,3-difluorobenzylthio)-4-oxo-4*H*-quinolin-1-yl]-*N*-(4'-trifluoromethylbiphenyl-4-ylmethyl)acetamide;

N-(1-(2-methoxyethyl)piperidin-4-yl)-2-[2-(2-(2,3-difluorophenyl)ethyl)-4-oxo-4*H*-[1,8]naphthyridin-1-yl]-*N*-(4'-trifluoromethylbiphenyl-4-ylmethyl)acetamide;
and

pharmaceutically acceptable salts thereof selected from the group consisting of
bitartrate, hydrochloride, dihydrochloride and paratoluenesulfonate salts.

14. A pharmaceutical composition comprising a compound of formula (I) as claimed in any one of claims 1 to 13, or a pharmaceutically acceptable salt thereof, and a pharmaceutically acceptable carrier.

15. A compound of formula (I) as claimed in any one of claims 1 to 13, or a pharmaceutically acceptable salt thereof for use in treating atherosclerosis.

16. A compound of formula (I) as claimed in any one of claims 1 to 13, or a pharmaceutically acceptable salt thereof for use in treating Alzheimer's Disease.

17. Use of a compound of formula (I) as claimed in any one of claims 1 to 13, or a pharmaceutically acceptable salt thereof, in the manufacture of a medicament for treating atherosclerosis.

18. Use of a compound of formula (I) as claimed in any one of claims 1 to 13, or a pharmaceutically acceptable salt thereof, in the manufacture of a medicament for treating Alzheimer's Disease.
19. A pharmaceutical composition for treating atherosclerosis, comprising a compound of formula (I) as claimed in any one of claims 1 to 13, or a pharmaceutically acceptable salt thereof, and a pharmaceutically acceptable carrier.
20. A pharmaceutical composition for treating Alzheimer's Disease, comprising a compound of formula (I) as claimed in any one of claims 1 to 13, or a pharmaceutically acceptable salt thereof, and a pharmaceutically acceptable carrier.
21. A compound of formula (I) as defined in claim 1 which is *N*-(1-(2-methoxyethyl)piperidin-4-yl)-2-[2-(2,3-difluorobenzylthio)-4-oxo-4*H*-quinolin-1-yl]-*N*-(4'-trifluoromethylbiphenyl-4-ylmethyl)acetamide, or a pharmaceutically acceptable salt thereof.
22. The compound as claimed in claim 21, wherein the pharmaceutically acceptable salt thereof is selected from the group consisting of bitartrate, hydrochloride, dihydrochloride and paratoluenesulfonate salts.
23. The compound as claimed in claim 21, wherein the pharmaceutically acceptable salt thereof is a bitartrate salt.
24. The compound as claimed in claim 21, wherein the pharmaceutically acceptable salt thereof is a hydrochloride salt.
25. The compound as claimed in claim 21, wherein the pharmaceutically acceptable salt thereof is a dihydrochloride salt.

26. The compound as claimed in claim 21, wherein the pharmaceutically acceptable salt thereof is a paratoluenesulfonate salt.
27. A pharmaceutical composition comprising a compound as defined in any one of claims 21 to 26 and a pharmaceutically acceptable carrier.
28. The pharmaceutical composition of claim 27 for use in the treatment of Alzheimer's Disease.
29. The pharmaceutical composition of claim 27 for use in the treatment of atherosclerosis.
30. Use of a compound as defined in any one of claims 21 to 26, for the manufacture of a medicament for treating Alzheimer's Disease.
31. Use of a compound as defined in any one of claims 21 to 26, for the manufacture of a medicament for treating atherosclerosis.

