

(19) World Intellectual Property Organization
International Bureau



(43) International Publication Date
31 July 2003 (31.07.2003)

PCT

(10) International Publication Number
WO 03/062211 A1

(51) International Patent Classification⁷: **C07D 239/54**,
409/04, 417/04, A61K 31/505, A61P 31/12

(21) International Application Number: PCT/GB03/00124

(22) International Filing Date: 15 January 2003 (15.01.2003)

(25) Filing Language: English

(26) Publication Language: English

(30) Priority Data:
0201179.9 18 January 2002 (18.01.2002) GB

(71) Applicant (*for all designated States except US*): **ISTITUTO DI RICERCHE DI BIOLOGIA MOLECOLARE P. ANGELETTI SPA** [IT/IT]; Via Pontina Km. 30, 600, I-00040 Pomezia (IT).

(72) Inventors; and

(75) Inventors/Applicants (*for US only*): **AVOLIO, Salvatore** [IT/IT]; IRBM, Via Pontina Km. 30, 600, I-00040 Pomezia (IT). **COLARUSSO, Stefania** [IT/IT]; IRBM, Via Pontina Km. 30, 600, I-00040 Pomezia (IT). **CONTE, Immacolata** [IT/IT]; IRBM, Via Pontina Km. 30, 600, I-00040 Pomezia (IT). **HARPER, Steven** [GB/IT]; IRBM, Via Pontina Km. 30, 600, I-00040 Pomezia (IT). **KOCH, Uwe** [DE/IT]; IRBM, Via Pontina Km. 30, 600, I-00040 Pomezia (IT). **MALANCONA, Savina** [IT/IT]; IRBM, Via Pontina Km. 30, 600, I-00040 Pomezia (IT). **MATASSA, Victor, Giulio** [GB/DE]; IRBM, Via Pontina Km. 30, 600, I-00040 Pomezia (IT). **NARJES, Frank**

[DE/IT]; IRBM, Via Pontina Km. 30, 600, I-00040 Pomezia (IT). **PETROCCHI, Alessia** [IT/IT]; IRBM, Via Pontina Km. 30, 600, I-00040 Pomezia (IT). **SUMMA, Vincenzo** [IT/IT]; IRBM, Via Pontina Km. 30, 600, I-00040 Pomezia (IT).

(74) Agent: **THOMPSON, John**; Merck & Co., Inc., European Patent Department, Terlings Park, Eastwick Road, Harlow, Essex CM20 2QR (GB).

(81) Designated States (*national*): AE, AG, AL, AM, AT, AU, AZ, BA, BB, BG, BR, BY, BZ, CA, CH, CN, CO, CR, CU, CZ, DE, DK, DM, DZ, EC, EE, ES, FI, GB, GD, GE, GH, GM, HR, HU, ID, IL, IN, IS, JP, KE, KG, KR, KZ, LC, LK, LR, LS, LT, LU, LV, MA, MD, MG, MK, MN, MW, MX, MZ, NO, NZ, OM, PH, PL, PT, RO, RU, SC, SD, SE, SG, SK, SL, TJ, TM, TN, TR, TT, TZ, UA, UG, US, UZ, VC, VN, YU, ZA, ZM, ZW.

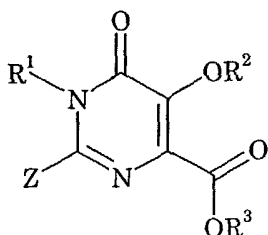
(84) Designated States (*regional*): ARIPO patent (GH, GM, KE, LS, MW, MZ, SD, SL, SZ, TZ, UG, ZM, ZW), Eurasian patent (AM, AZ, BY, KG, KZ, MD, RU, TJ, TM), European patent (AT, BE, BG, CH, CY, CZ, DE, DK, EE, ES, FI, FR, GB, GR, HU, IE, IT, LU, MC, NL, PT, SE, SI, SK, TR), OAPI patent (BF, BJ, CF, CG, CI, CM, GA, GN, GQ, GW, ML, MR, NE, SN, TD, TG).

Published:

— with international search report

For two-letter codes and other abbreviations, refer to the "Guidance Notes on Codes and Abbreviations" appearing at the beginning of each regular issue of the PCT Gazette.

(54) Title: PYRIMIDINONE VIRAL POLYMERASE INHIBITORS



(I)

(57) Abstract: A class of pyrimidinone derivatives of formula (I): wherein Z, R¹, R² and R³ are as defined herein; and pharmaceutically acceptable salts thereof; are inhibitors of viral polymerases, especially the hepatitis C virus (HCV) polymerase enzyme.

PYRIMIDINONE VIRAL POLYMERASE INHIBITORS

This invention relates to compounds which can act as inhibitors of viral polymerases, especially the hepatitis C virus (HCV) polymerase, to
5 uses of such compounds and to their preparation.

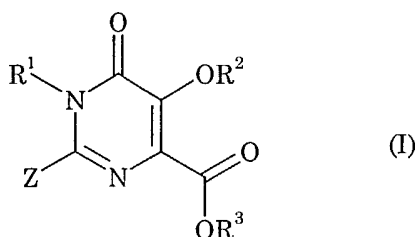
The hepatitis C virus (HCV) is the major causative agent of parenterally-transmitted and sporadic non-A, non-B hepatitis (NANB-H). Some 1% of the human population of the planet is believed to be affected. Infection by the virus can result in chronic hepatitis and cirrhosis of the
10 liver, and may lead to hepatocellular carcinoma. Currently no vaccine nor established therapy exists, although partial success has been achieved in a minority of cases by treatment with recombinant interferon- α , either alone or in combination with ribavirin. There is therefore a pressing need for new and broadly-effective therapeutics.

15 Several virally-encoded enzymes are putative targets for therapeutic intervention, including a metalloprotease (NS2-3), a serine protease (NS3), a helicase (NS3), and an RNA-dependent RNA polymerase (NS5B). Of these, the polymerase plays an essential role in replication of the virus and is therefore an important target in the fight against
20 hepatitis C.

It has now been found that certain pyrimidinone derivatives act as inhibitors of hepatitis C virus (HCV) polymerase enzyme.

The present invention provides a compound of formula (I) below, or a pharmaceutically acceptable salt thereof:

25



wherein

Z represents C₂₋₆ alkynyl, aryl or heteroaryl, any of which groups may be optionally substituted;

5 R¹ represents C₁₋₆ alkyl or aryl(C₁₋₆)alkyl, either of which groups may be optionally substituted;

R² represents hydrogen; or C₁₋₆ alkyl, C₂₋₆ alkylcarbonyl, aryl, arylcarbonyl, heteroaryl, aryl(C₁₋₆)alkyl or heteroaryl(C₁₋₆)alkyl, any of which groups may be optionally substituted; and

10 R³ represents hydrogen, C₁₋₆ alkyl, C₃₋₇ heterocycloalkyl(C₁₋₆)alkyl, di(C₁₋₆)alkylamino(C₁₋₆)alkyl, C₂₋₆ alkylcarbonyloxy(C₁₋₆)alkyl or C₃₋₇ cycloalkoxycarbonyloxy(C₁₋₆)alkyl;

for use in therapy, especially for pharmaceutical use in humans.

15 An inconclusive synthetic route, which may have given rise to the compound of formula (I) as depicted above, wherein Z is unsubstituted phenyl and R¹, R² and R³ are all methyl, is described in *J. Heterocycl. Chem.*, 1979, **16**, 1423. No pharmacological activity is, however, ascribed therein to that specific compound.

20 The present invention also provides a compound of formula (I) as defined above, or a pharmaceutically acceptable salt thereof; provided that, when Z is unsubstituted phenyl, then R¹, R² and R³ do not each simultaneously represent methyl.

25 Typical examples of C₁₋₆ alkyl groups include methyl and ethyl groups, and straight-chained or branched propyl, butyl, pentyl and hexyl groups. Particular alkyl groups are methyl, ethyl, *n*-propyl, isopropyl, *tert*-butyl and 1,1-dimethylpropyl. Derived expressions such as "C₁₋₆ alkoxy" are to be construed accordingly.

Typical examples of C₂₋₆ alkenyl groups include vinyl, allyl and dimethylallyl groups.

30 Typical examples of C₂₋₆ alkynyl groups include ethynyl and propargyl groups.

Typical C₃₋₇ cycloalkyl groups include cyclopropyl, cyclobutyl, cyclopentyl and cyclohexyl.

Suitable C₃₋₇ heterocycloalkyl groups include azetidiny, pyrrolidiny, piperidiny, piperaziny, morpholiny and thiomorpholiny groups.

Suitable aryl groups include phenyl and naphthyl, especially phenyl.

Suitable heteroaryl groups include pyridiny, quinoliny, isoquinoliny, pyridaziny, pyrimidiny, pyraziny, furyl, benzofuryl, dibenzofuryl, thienyl, benzthienyl, pyrrolyl, indolyl, pyrazolyl, indazolyl, oxazolyl, isoxazolyl, thiazolyl, isothiazolyl, imidazolyl, benzimidazolyl, oxadiazolyl, thiadiazolyl, triazolyl and tetrazolyl groups.

Typical aryl(C₁₋₆)alkyl groups include benzyl, phenylethyl, phenylpropyl, phenylbutyl and naphthylmethyl.

Typical heteroaryl(C₁₋₆)alkyl groups include furylmethyl, furylethyl, thienylmethyl, thienylethyl, oxazolylmethyl, oxazolylethyl, thiazolylmethyl, thiazolylethyl, imidazolylmethyl, imidazolylethyl, oxadiazolylmethyl, oxadiazolylethyl, thiadiazolylmethyl, thiadiazolylethyl, triazolylmethyl, triazolylethyl, tetrazolylmethyl, tetrazolylethyl, pyridinylmethyl, pyridinylethyl, pyrimidinylmethyl, pyrazinylmethyl, quinolinylmethyl and isoquinolinylmethyl.

Where a compound or group is described as "optionally substituted" one or more substituents may be present. Optional substituents are not particularly limited and may, for instance, be selected from C₁₋₆ alkyl, C₂₋₆ alkenyl, C₃₋₇ cycloalkyl, C₃₋₇ heterocycloalkyl, aryl, aryl(C₁₋₆)alkyl, heteroaryl, heteroaryl(C₁₋₆)alkyl, C₁₋₆ alkoxy, aryloxy, aryl(C₁₋₆)alkoxy, heteroaryloxy, heteroaryl(C₁₋₆)alkoxy, amino, nitro, halo, hydroxy, carboxy, formyl, cyano and trihalomethyl groups. Furthermore, optional substituents may be attached to the compounds or groups which they substitute in a variety of ways, either directly or through a connecting group of which the following are examples: amine, amide, ester, ether,

thioether, sulphonamide, sulphamide, sulphoxide, urea, thiourea and urethane. As appropriate an optional substituent may itself be substituted by another substituent, the latter being connected directly to the former or through a connecting group such as those exemplified above.

5 Where the compounds according to the invention have at least one asymmetric centre, they may accordingly exist as enantiomers. Where the compounds according to the invention possess two or more asymmetric centres, they may additionally exist as diastereoisomers. It is to be understood that all such isomers and mixtures thereof in any proportion
10 are encompassed within the scope of the present invention.

 Where the moiety Z in the compounds of formula (I) above represents optionally substituted C₂₋₆ alkynyl, this is suitably an optionally substituted ethynyl group. A typical substituent on the C₂₋₆ alkynyl group is tri(C₁₋₆)alkylsilyl, especially trimethylsilyl. In this
15 context, a typical value for the moiety Z is trimethylsilylethynyl.

 Where Z represents an optionally substituted aryl or heteroaryl moiety, it may suitably be selected from phenyl, thienyl, oxazolyl, thiazolyl, furyl, isoquinolinyl, indolyl, isoxazolyl, pyrazolopyrimidinyl and pyrazinyl, any of which groups may be optionally substituted. Particular
20 values of Z include phenyl, thienyl, thiazolyl and furyl, any of which groups may be optionally substituted. These groups may be joined to the 2-position of the pyrimidinone nucleus at any available position of the aryl or heteroaryl ring. However, connection at certain positions may be preferred and this is considered in some more detail below.

25 Preferred optional substituents on the aryl or heteroaryl group Z may be selected from a wide variety of groups. For instance, they may be simple, relatively small groups such as halogen (especially fluorine, chlorine and bromine), hydroxy, -NO₂, -NH₂, formyl, C₂₋₆ alkylcarbonyl, -CO₂H, C₂₋₆ alkoxycarbonyl, C₁₋₆ alkyl (especially methyl), C₂₋₆ alkenyl, C₂₋₆
30 alkynyl, -CN, C₁₋₆ alkoxy (especially methoxy), C₁₋₆ alkylthio (especially methylthio), C₁₋₆ alkylsulfinyl (especially methylsulfinyl) or C₁₋₆

alkylsulfonyl (especially methylsulfonyl). As appropriate any of these substituents may be substituted by one or more of the others. However, in general at least one substituent is a group of formula (II):



where R⁴ is a generally hydrophobic moiety containing one or more, but generally at least 3, preferably 4 to 20, particularly 4 to 14, carbon atoms. Preferably, R⁴ includes one or more of the following groups, any of which may, optionally, be substituted: aryl, aryl(C₁₋₆)alkyl, C₃₋₇ cycloalkyl, C₁₋₆ alkyl (especially branched C₁₋₆ alkyl), heteroaryl(C₁₋₆)alkyl, C₃₋₇ heterocycloalkyl and C₂₋₆ alkenyl. The group X is preferably selected from -NH-SO₂-, -NH-SO₂-NH-, -CH₂-SO₂-, -SO₂-NH-, -NH-CO-NH-, -NH-CS-NH-, -NH-CO-O-, -NH-CO-, -CO-NH-, -NH-CO-NH-SO₂-, -NH-CO-NH-CO-, -O-, -S-, -SO-, -SO₂-, -NH-, -CH₂-, -CH₂O- and -CH₂S-.

The hydrogen atom of any NH group may, optionally, be replaced by a C₁₋₆ alkyl group.

Where R¹ represents optionally substituted aryl(C₁₋₆)alkyl, this may be benzyl or phenylethyl, either of which groups may be optionally substituted. A particular substituent in this regard is halogen, especially chloro.

Specific values of R¹ include methyl, ethyl, trifluoroethyl (particularly 2,2,2-trifluoroethyl), benzyl, carboxybenzyl and chlorophenylethyl, especially methyl.

25 Typical values of R² include hydrogen; and C₁₋₆ alkyl, C₂₋₆ alkylcarbonyl, arylcarbonyl or aryl(C₁₋₆)alkyl, any of which groups may be optionally substituted. Particular values of R² include hydrogen; and C₁₋₆ alkyl, C₂₋₆ alkylcarbonyl or arylcarbonyl, any of which groups may be optionally substituted. Examples of suitable substituents on R² include
30 halogen and C₁₋₆ alkoxy, especially fluoro or methoxy.

Particular values of R^2 include hydrogen, methyl, ethyl, *tert*-butyl, acetyl, pivaloyl, benzoyl, benzyl, difluorobenzyl and methoxybenzyl.

Specific values of R^2 include hydrogen, methyl, ethyl, *tert*-butyl, acetyl, pivaloyl or benzyl.

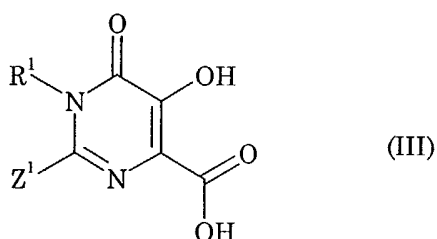
5 In one embodiment, R^2 represents hydrogen.

Particular values of R^3 include hydrogen, methyl, ethyl, morpholinylethyl, dimethylaminoethyl, acetoxymethyl, pivaloyloxymethyl and 1-(cyclohexyloxycarbonyloxy)ethyl.

Specific values of R^3 include hydrogen, methyl and ethyl.

10 In one embodiment, R^3 represents hydrogen.

One illustrative sub-class of compounds in accordance with the invention is represented by formula (III) below:



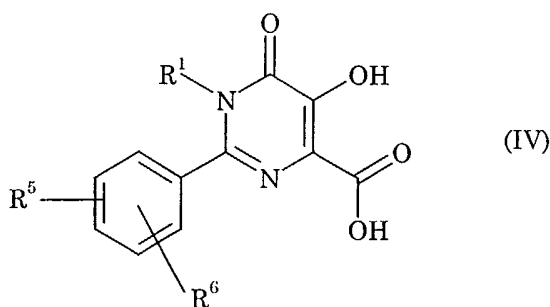
15 wherein

Z^1 represents optionally substituted aryl; and

R^1 is as defined above.

For instance, examples of compounds within this class are those of formula (IV):

20



wherein

R¹ is as defined above; and

each of R⁵ and R⁶ may independently be selected from H or a substituent group.

Preferably, one of R⁵ and R⁶ is hydrogen, while the other is a substituent. Where a substituent is present it may be at any of the 2-, 3- or 4-positions - i.e. *ortho*, *meta* or *para* to the pyrimidinone nucleus. However, where a single substituent is present, substitution at the *ortho* or *meta* positions is preferred.

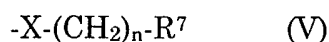
The substituents R⁵ and R⁶ may be selected from a wide variety of groups. For instance, they may be simple, relatively small groups such as halogen (especially fluorine, chlorine and bromine), hydroxy, -NO₂, -NH₂, formyl, C₂₋₆ alkylcarbonyl, -CO₂H, C₂₋₆ alkoxy carbonyl, C₁₋₆ alkyl (especially methyl), C₂₋₆ alkenyl, C₂₋₆ alkynyl, -CN, C₁₋₆ alkoxy (especially methoxy), C₁₋₆ alkylthio (especially methylthio), C₁₋₆ alkylsulfinyl (especially methylsulfinyl) or C₁₋₆ alkylsulfonyl (especially methylsulfonyl). As appropriate any of these substituents may be substituted by one or more of the others.

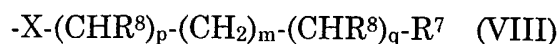
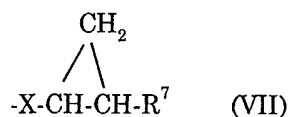
Although some such compounds are of high activity, it is generally preferable that substituent R⁵ and/or R⁶ include a relatively hydrophobic group R⁴ which is bonded to the phenyl group through a linkage X. In this case the substituents R⁵ and/or R⁶ may be represented by the formula (II):



where R⁴ and X are as defined above.

For instance, examples of preferred classes of compound are those in which a single *ortho* or *meta* substituent is present, and that substituent is selected from the following formulae (V), (VI), (VII), (VIII) and (IX):





5



wherein

n is zero or an integer from 1 to 6, and preferably is from zero to 3, especially 0 or 1;

10 m is zero or an integer from 1 to 6, but preferably is 0 or 1;

each of p and q is independently 0 or 1, but preferably they are not simultaneously 1;

r is an integer from 1 to 6, preferably 1;

15 R⁷ is an optionally substituted aryl, heteroaryl, C₃₋₇ cycloalkyl, C₃₋₇ heterocycloalkyl or branched C₁₋₆ alkyl group;

each R⁸ is independently a C₁₋₆ alkyl group (especially methyl), a C₃₋₇ cycloalkyl group, an optionally substituted aryl group (especially phenyl), hydroxy or hydroxy(C₁₋₆)alkyl (especially hydroxymethyl), any of which may be optionally etherified, or -NH₂, optionally protonated,

20 alkylated or derivatised as a urethane group; and

Y is selected from -O-, -S- and -NH-.

In each of the formulae (V) to (IX) the linkage X may be any of the X groups specified above.

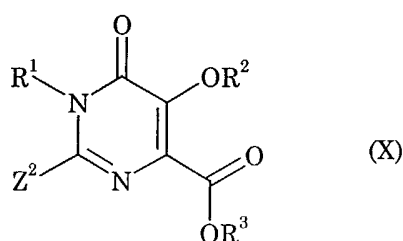
25 Among the groups X, the sulfonamide (-NH-SO₂-), urea (-NH-CO-NH-), urethane (-NH-CO-O-) and amide (-NH-CO-) groups are favoured. A particular value of X is -NH-CO-NH-SO₂-.

The group R⁷ is preferably an aryl or heteroaryl group, of which optionally substituted phenyl, naphthyl, thienyl, benzothienyl, pyridyl, quinolyl and thiazolyl are particularly preferred examples. Each of these

may, optionally, be substituted by another optionally substituted aryl or heteroaryl group of the same or different type.

Typical compounds of formula (II) are specifically exemplified herein as Examples 24-26, 36 and 37. All those compounds have IC₅₀ values below 100 µM when measured in the assay described below.

Another illustrative sub-class of compounds in accordance with the invention is represented by formula (X) below:



wherein

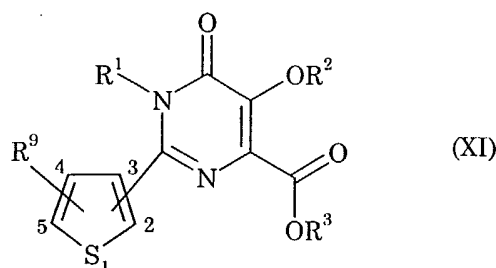
Z² represents optionally substituted heteroaryl; and

R¹, R² and R³ are as defined above.

Particular values of Z² include thienyl, thiazolyl and furyl, especially thienyl, any of which groups may be optionally substituted.

Preferred compounds in this sub-class are those in which the heteroaryl group Z² is unsubstituted, or carries a single substituent R⁹, as defined *infra*.

A favoured subset of the compounds of formula (X) is represented by formula (XI) below:

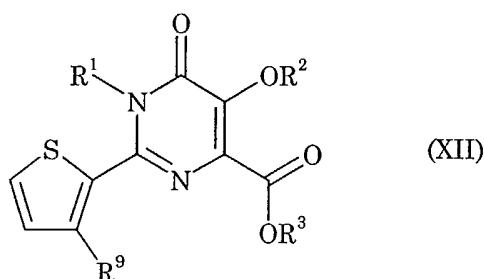


wherein

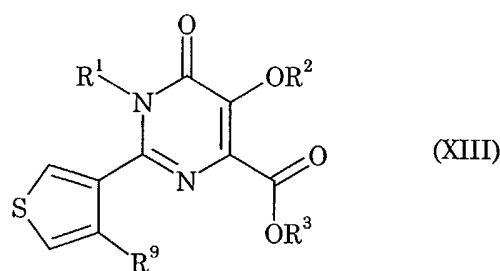
R¹, R² and R³ are as defined above; and

R⁹ is as defined *infra*.

The pyrimidinone nucleus and the R⁹ substituent may be at any
5 position on the thiophene ring. However, it is preferred that when the
pyrimidinone is at position 2 on the thiophene ring, then substituent R⁹ is
at the 3-position, substitution at the 4- or 5-positions being less preferred.
When the pyrimidinone group is at the 3-position of the thiophene ring,
then R⁹ is preferably at the 2- or 4-position of the thiophene ring, more
10 preferably at the 4-position. In summary, favoured compounds in
accordance with the present invention are represented by formula (XII)
and (XIII) below:



15



wherein

R¹, R² and R³ are as defined above; and

R⁹ is as defined *infra*.

20 Substituent R⁹ may be selected from a wide variety of groups. For
instance, like substituents R⁵ and R⁶ discussed above it may be a simple,
relatively small group such as halogen (especially fluorine, chlorine and
bromine), hydroxy, -NO₂, -NH₂, formyl, C₂₋₆ alkylcarbonyl, -CO₂H, C₂₋₆

alkoxycarbonyl, C₁₋₆ alkyl (especially methyl), C₁₋₆ alkenyl, C₂₋₆ alkynyl, -CN, C₁₋₆ alkoxy (especially methoxy), C₁₋₆ alkylthio (especially methylthio), C₁₋₆ alkylsulfinyl (especially methylsulfinyl) or C₁₋₆ alkylsulfonyl (especially methylsulfonyl). As appropriate any of these
5 substituents may be substituted by one or more of the others.

More preferably, however, R⁹ includes a relatively hydrophobic group which is bonded to the thienyl group through a linkage X. In this case, the group R⁹ may be represented by the formula (II):



where X and R⁴ are as defined above.

Preferred X groups are amide, sulphonamide, urea and urethane linkages. A particularly preferred X group is -NH-CO-NH-SO₂-. Preferred
15 R⁴ groups are those shown in formulae (V) to (IX) already discussed above, and which include a group R⁷. Advantageously, R⁴ is naphthyl.

Preferred R⁷ groups are aromatic groups, especially phenyl, naphthyl, thienyl, pyridyl, benzothienyl, indolyl, benzimidazolyl and oxazolyl groups. When R⁷ comprises fused aromatic rings, the connection
20 to the remainder of the R⁴ group may be through any ring.

Preferred optional substituents on R⁷, especially in the case where R⁷ is an aryl group, include halogen (e.g. fluorine, chlorine and/or bromine), nitro (-NO₂), C₁₋₆ alkyl (especially methyl), C₁₋₆ alkoxy (especially methoxy), trifluoromethyl and aryl (especially phenyl).

25 Suitably, n is zero.

Suitably, R⁷ is naphthyl.

Typical compounds of formula (X) are specifically exemplified herein as Examples 1-23, 27-35, 38-40 and 42-49. Those compounds all have IC₅₀ values of less than 100 μM as measured in the assay described *infra*. In
30 fact, most have an IC₅₀ of less than 25 μM, frequently less than 10 μM. Certain of the compounds have submicromolar IC₅₀ values.

In another aspect, the invention provides the use of a compound of formula (I) as defined above, or a pharmaceutically acceptable salt thereof, for the manufacture of a medicament for treatment or prevention of infection by hepatitis C virus in a human or animal.

5 A further aspect of the invention provides a pharmaceutical composition comprising a compound of formula (I) as defined above, or a pharmaceutically acceptable salt thereof, in association with a pharmaceutically acceptable carrier. The composition may be in any suitable form, depending on the intended method of administration. It
10 may for example be in the form of a tablet, capsule or liquid for oral administration, or of a solution or suspension for administration parenterally.

 The pharmaceutical compositions optionally also include one or more other agents for the treatment of viral infections such as an antiviral
15 agent, or an immunomodulatory agent such as α -, β - or γ -interferon.

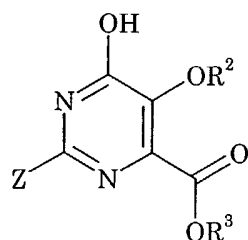
 In a further aspect, the invention provides a method of inhibiting hepatitis C virus polymerase and/or of treating or preventing an illness due to hepatitis C virus, the method involving administering to a human or animal (preferably mammalian) subject suffering from the condition a
20 therapeutically or prophylactically effective amount of the pharmaceutical composition described above or of a compound of formula (I) as defined above, or a pharmaceutically acceptable salt thereof. "Effective amount" means an amount sufficient to cause a benefit to the subject or at least to cause a change in the subject's condition.

25 The dosage rate at which the compound is administered will depend on a variety of factors including the activity of the specific compound employed, the metabolic stability and length of action of that compound, the age of the patient, body weight, general health, sex, diet, mode and time of administration, rate of excretion, drug combination, the severity of
30 the particular condition and the host undergoing therapy. Suitable dosage levels may be of the order of 0.02 to 5 or 10 g per day, with oral dosages

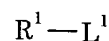
two to five times higher. For instance, administration of from 10 to 50 mg of the compound per kg of body weight from one to three times per day may be in order. Appropriate values are selectable by routine testing. The compound may be administered alone or in combination with other
5 treatments, either simultaneously or sequentially. For instance, it may be administered in combination with effective amounts of antiviral agents, immunomodulators, anti-infectives or vaccines known to those of ordinary skill in the art. It may be administered by any suitable route, including orally, intravenously, cutaneously and subcutaneously. It may be
10 administered directly to a suitable site or in a manner in which it targets a particular site, such as a certain type of cell. Suitable targeting methods are already known.

An additional aspect of the invention provides a method of preparation of a pharmaceutical composition, involving admixing at least
15 one compound of formula (I) as defined above, or a pharmaceutically acceptable salt thereof, with one or more pharmaceutically acceptable adjuvants, diluents or carriers and/or with one or more other therapeutically or prophylactically active agents.

The compounds according to the present invention may be prepared
20 by a process which comprises reacting a compound of formula (XIV) with a compound of formula (XV):



(XIV)

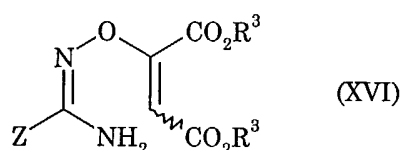


(XV)

25 wherein Z, R¹, R² and R³ are as defined above, and L¹ represents a suitable leaving group.

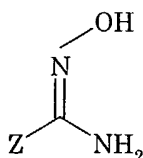
The leaving group L^1 is typically a halogen atom, e.g. iodo; or a sulphate moiety, e.g. methoxysulphonyloxy. The reaction is conveniently effected in the presence of a base, e.g. caesium carbonate or lithium hydride; in a suitable solvent such as tetrahydrofuran or 1,4-dioxane.

- 5 The intermediates of formula (XIV) wherein R^2 is hydrogen may be prepared by cyclization of amidoximes of formula (XVI):

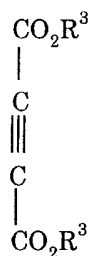


- 10 wherein Z and R^3 are as defined above; typically by heating at reflux in xylene.

Amidoximes of formula (XVI) may be prepared by reacting a compound of formula (XVII) with a compound of formula (XVIII):



(XVII)



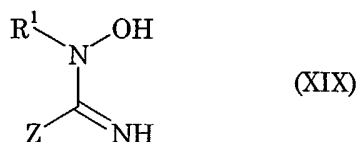
(XVIII)

15

wherein Z and R^3 are as defined above; optionally in the presence of an organic base such as triethylamine; in a suitable solvent, which will typically be a chlorinated solvent such as chloroform or dichloromethane.

- 20 Amidoximes of formula (XVII) may be prepared by reacting hydroxylamine with a nitrile of formula Z-CN; typically in the presence of a base such as sodium carbonate, potassium carbonate or triethylamine.

In another procedure, the compounds according to the invention may be prepared by a process which comprises reacting a compound of formula (XVIII) as defined above with a compound of formula (XIX):



5

wherein Z and R¹ are as defined above; followed by cyclisation of the intermediate thereby obtained.

The reaction between compounds (XVIII) and (XIX) is conveniently accomplished in a suitable solvent, which will typically be a chlorinated solvent such as chloroform or dichloromethane. Cyclisation of the ensuing intermediate is suitably effected by heating in xylene.

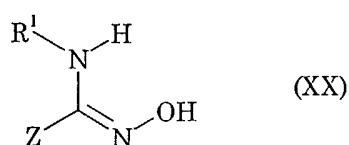
The intermediates of formula (XIX) may be prepared by reacting a compound of formula R¹-NHOH with a nitrile of formula Z-CN; typically in the presence of a base such as sodium carbonate.

Nitriles of formula Z-CN may be obtained from commercial sources or may be prepared from the corresponding primary amides of formula Z-CONH₂ using established methods known to those skilled in the art.

Primary amides of formula Z-CONH₂ may be obtained from commercial sources or may be prepared from the corresponding esters or carboxylic acids using established methods known to those skilled in the art.

In a further procedure, the compounds according to the invention may be prepared by a process which comprises reacting a compound of formula (XVIII) as defined above with a compound of formula (XX):

25



wherein Z and R¹ are as defined above; followed by cyclisation of the intermediate thereby obtained.

The reaction between compounds (XVIII) and (XX) is conveniently accomplished in a solvent such as chloroform. Cyclisation of the ensuing intermediate is suitably effected by heating in xylene.

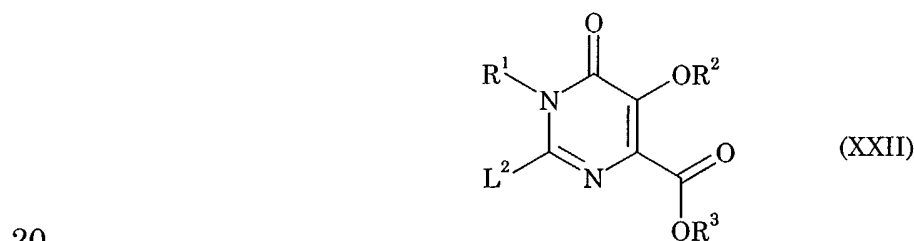
The intermediates of formula (XX) may be prepared by reacting a compound of formula R¹-NH₂ with a compound of formula (XXI):



wherein Z and R¹ are as defined above.

The intermediates of formula (XXI) may be prepared by reacting hydroxylamine with a compound of formula Z-CHO; followed by treating the oxime thereby obtained with *N*-chlorosuccinimide.

In an additional procedure, the compounds according to the invention may be prepared by reacting a compound of formula Z-B(OH)₂ with a compound of formula (XXII):

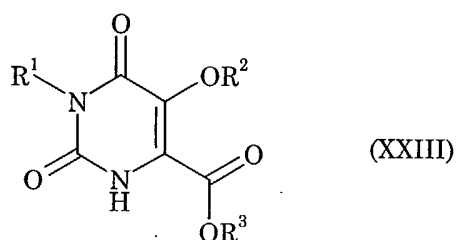


wherein Z, R¹, R² and R³ are as defined above, and L² represents a suitable leaving group; in the presence of a transition metal catalyst.

The leaving group L² is typically a halogen atom, e.g. chloro.

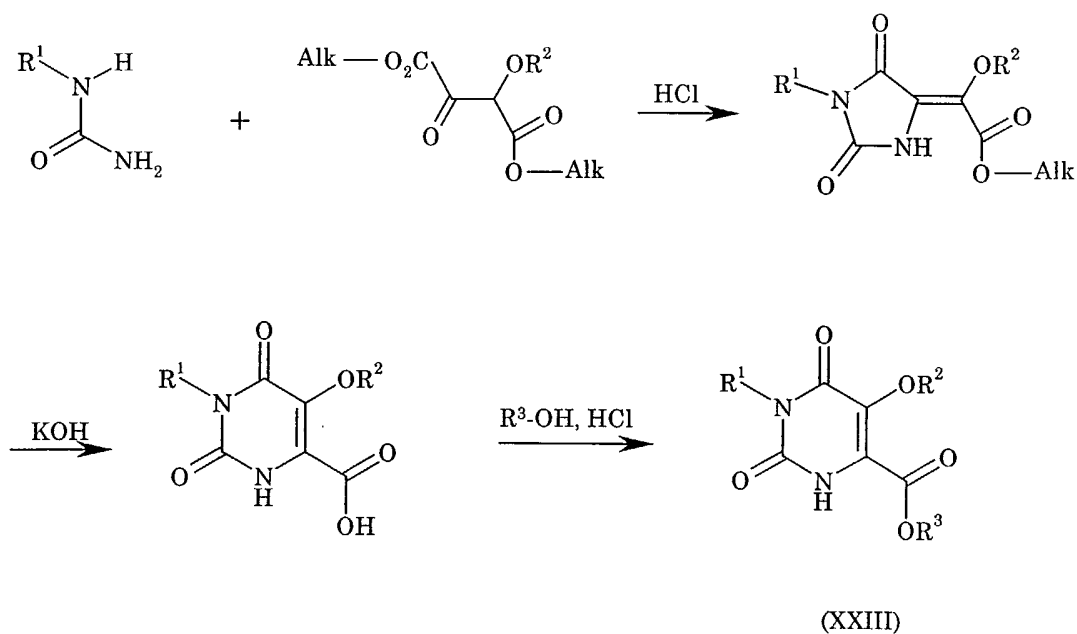
The transition metal catalyst of use in the foregoing reaction is suitably bis(tri-*tert*-butylphosphine)palladium(0) or tetrakis-(triphenylphosphine)palladium(0).

Where L^2 in the intermediates of formula (XXII) above is chloro, such compounds may be prepared by reacting a compound of formula (XXIII):



wherein R^1 , R^2 and R^3 are as defined above; with phosphorus oxychloride.

The intermediates of formula (XXIII) may be prepared as depicted in the following reaction scheme:



wherein R^1 , R^2 and R^3 are as defined above, and Alk represents C_{1-6} alkyl, e.g. methyl or ethyl, especially ethyl.

It will be understood that any compound of formula (I) initially obtained from any of the above processes may, where appropriate, subsequently be elaborated into a further compound of formula (I) by techniques known from the art. For example, a compound of formula (I) wherein the moiety Z is substituted by a simple, relatively small group as specified *supra* may be converted into the corresponding compound wherein Z is substituted by a group of formula (II) as defined above by means of procedures analogous to those described in many of the accompanying Examples. A compound of formula (I) wherein R² represents hydrogen may be converted into the corresponding compound wherein R² is other than hydrogen by means of conventional etherification or esterification procedures. A compound of formula (I) wherein R² represents C₁₋₆ alkyl, e.g. ethyl, may be converted into the corresponding compound wherein R² represents hydrogen by treatment with boron tribromide. Moreover, a compound of formula (I) wherein R² represents *tert*-butyl may be converted into the corresponding compound wherein R² represents hydrogen by treatment with trifluoroacetic acid. A compound of formula (I) wherein R² represents C₂₋₆ alkylcarbonyl or arylcarbonyl, e.g. acetyl, pivaloyl or benzoyl, may be converted into the corresponding compound wherein R² represents hydrogen by means of standard saponification techniques, e.g. by treatment with an alkaline reagent such as sodium hydroxide or lithium hydroxide. A compound of formula (I) wherein R³ represents hydrogen may be converted into the corresponding compound wherein R³ is other than hydrogen by means of conventional esterification procedures, e.g. by treatment with the appropriate alcohol of formula R³-OH in the presence of a mineral acid such as hydrochloric acid. A compound of formula (I) wherein R³ is other than hydrogen may be converted into the corresponding compound wherein R³ is hydrogen by means of standard saponification techniques, e.g. by treatment with an alkaline reagent such as sodium hydroxide or lithium hydroxide.

Where a mixture of products is obtained from any of the processes described above for the preparation of compounds according to the invention, the desired product can be separated therefrom at an appropriate stage by conventional methods such as preparative HPLC; or
5 column chromatography utilising, for example, silica and/or alumina in conjunction with an appropriate solvent system.

Where the above-described processes for the preparation of the compounds according to the invention give rise to mixtures of stereoisomers, these isomers may be separated by conventional techniques
10 such as preparative chromatography. The novel compounds may be prepared in racemic form, or individual enantiomers may be prepared either by enantiospecific synthesis or by resolution. The novel compounds may, for example, be resolved into their component enantiomers by standard techniques such as preparative HPLC, or the formation of
15 diastereomeric pairs by salt formation with an optically active acid, such as (-)-di-*p*-toluoyl-*d*-tartaric acid and/or (+)-di-*p*-toluoyl-*l*-tartaric acid, followed by fractional crystallization and regeneration of the free base. The novel compounds may also be resolved by formation of diastereomeric esters or amides, followed by chromatographic separation and removal of
20 the chiral auxiliary.

During any of the above synthetic sequences it may be necessary and/or desirable to protect sensitive or reactive groups on any of the molecules concerned. This may be achieved by means of conventional protecting groups, such as those described in *Protective Groups in Organic*
25 *Chemistry*, ed. J.F.W. McOmie, Plenum Press, 1973; and T.W. Greene & P.G.M. Wuts, *Protective Groups in Organic Synthesis*, John Wiley & Sons, 3rd edition, 1999. The protecting groups may be removed at a convenient subsequent stage using methods known from the art.

The following Examples illustrate the preparation of compounds
30 according to the invention.

The compounds in accordance with this invention are potent inhibitors of HCV polymerase. The IC₅₀ values in μM of these compounds can be measured in the following way.

5 Test for Inhibition of Hepatitis C Virus RdRp

WO 96/37619 describes the production of recombinant HCV RdRp from insect cells infected with recombinant baculovirus encoding the enzyme. The purified enzyme was shown to possess *in vitro* RNA polymerase activity using RNA as template. The reference describes a
10 polymerisation assay using poly(A) as a template and oligo(U) as a primer. Incorporation of tritiated UTP is quantified by measuring acid-insoluble radioactivity. The present inventors have employed this assay to screen the compounds of the accompanying Examples as inhibitors of HCV RdRp.

Incorporation of radioactive UMP was measured as follows. The
15 standard reaction (100 μl) was carried out in a buffer containing 20 mM tris/HCl pH 7.5, 5 mM MgCl₂, 1 mM DTT, 50 mM NaCl, 1 mM EDTA, 20U Rnasin (Promega), 0.05% Triton X-100, 1 μCi [³H]-UTP (40 Ci/mmol, NEN), 10 μM UTP and 10 μg/ml poly(A). Oligo(U)₁₂ (1 μg/ml, Genset) was added as a primer. The final NSSB enzyme concentration was 20 nM.
20 After 1 h incubation at 22°C the reaction was stopped by adding 100 μl of 20% TCA and applying samples to DE81 filters. The filters were washed thoroughly with 5% TCA containing 1M Na₂HPO₄/NaH₂PO₄, pH 7.0, rinsed with water and then ethanol, air dried, and the filter-bound radioactivity was measured in the scintillation counter. By carrying out
25 the reaction in the presence of various concentrations of each test compound it was possible to determine IC₅₀ values for each compound utilizing the formula:

$$\% \text{ residual activity} = 100 / (1 + [I] / IC_{50})^S$$

where [I] is the inhibitor concentration and "s" is the slope of the inhibition curve.

The compounds of the accompanying Examples were tested in the above assay, and all were found to possess an IC₅₀ value of 100 μM or less.

5

EXAMPLES

The following abbreviations are used in the Examples:

Ac: acetate; anhydr.: anhydrous; app.: apparent; aqu.: aqueous; Boc:
10 *tert*-butoxycarbonyl; brine: saturated aqueous solution of sodium
chloride; Bz: benzoyl; BOP-Cl: bis(2-oxo-3-oxazolidinyl)phosphinic chloride;
bp: boiling point; Bu: butyl; DCM: dichloromethane; DIPEA:
diisopropylethyl amine; 4-DMAP: *N,N*-dimethylaminopyridine; DMF: *N,N*-
dimethylformamide; DMSO: dimethylsulfoxide; eq: equivalent; Et: ethyl;
15 EtOAc: ethyl acetate; Et₂O: diethyl ether; h: hour(s); HATU: *O*-(7-
azabenzotriazol-1-yl)-*N,N,N',N'*-tetramethyluronium hexafluorophosphate;
Me: methyl; min: minutes; mp: melting point; NCS: *N*-chlorosuccinimide;
PE: petrol ether (bp 40-60°C); Ph: phenyl; PMB: *para*-methoxybenzyl; Pr:
propyl; Pv: pivaloyl; PyBOP: benzotriazol-1-yloxytripyrrolidino-
20 phosphonium hexafluorophosphate; RP-HPLC: reversed phase high-
pressure liquid chromatography; sat.: saturated; TFA: trifluoroacetic acid;
THF: tetrahydrofuran; TLC: thin-layer chromatography.

Nuclear magnetic resonance (NMR) spectra were recorded on a
Bruker AMX 300 or AMX 400 spectrometer at a temperature of 300 K
25 unless otherwise indicated. The chemical shifts (δ) are reported in parts
per million (ppm) relative to internal tetramethylsilane or the residual
solvent peak. For ¹H-NMR spectra, significant peaks are tabulated in the
order number of protons, multiplicity (s, singlet; d, doublet; t, triplet; q,
quartet; m, multiplet; bs, broad singlet), coupling constant(s) in Hertz.
30 Mass spectral data were obtained on a Perkin Elmer API 100 in negative
(ES⁻) or positive (ES⁺) ionization mode and results are reported as the ratio

of mass over charge (m/z) for the parent ion only, followed in many cases by the relative abundance of the ion.

Organic extracts were usually dried over sodium sulfate, the drying agent was removed by filtration and the solvents evaporated on a rotary evaporator under reduced pressure.

Flash chromatography was carried out on silica gel according to Still's published procedure (W.C. Still *et al.*, *J. Org. Chem.*, **1978**, *43*, 2923) or on flash chromatography systems with prepacked columns (Biotage Corporation).

Preparative RP-HPLC was carried out with a Waters Delta Prep 4000 separation module, equipped with a Waters 486 absorption detector. Compounds were eluted with gradients of water and acetonitrile both containing 0.1% TFA. If not stated otherwise, a Waters Symmetry or X-terra column (19 x 150 mm, 7 micron) was used, with flow rates between 15 and 25 ml/min.

EXAMPLE 1

2-[3-({[(2-Chlorobenzyl)amino]carbonyl}amino)thien-2-yl]-5-hydroxy-1-methyl-6-oxo-1,6-dihydropyrimidine-4-carboxylic acid

Step 1: 3-Nitrothiophene-2-carbonitrile

A modification of the method described by Huddleston (P.R. Huddleston *et al.*, *Synthetic Communications*, **1995**, *25*, 3729) was used, as follows: commercial methyl 3-amino-2-thiophenecarboxylate (1 eq) was suspended in water (3.8 M) and treated with concentrated hydrochloric acid (125 ml). The resulting suspension was stirred for 45 min at room temperature then cooled to minus 10°C with an ice/salt bath (internal thermometer). A solution of sodium nitrite (1 eq) in water (6 M) was carefully added *via* a dropping funnel, while the internal temperature was kept between minus 5 and 0°C. After the addition, the reaction mixture

was stirred for 1 h at 0°C, then treated in one portion with a solution of sodium tetrafluoroborate (1.5 eq) in water (4.8 M). The precipitated salt was isolated by filtration, washed with cold 5% aqueous sodium tetrafluoroborate, ethanol and diethyl ether, then dried in the air. The
5 beige solid (81%) thus obtained was used without further purification. Activated copper bronze (3 eq; for the activation see Vogel's Textbook of Practical Organic Chemistry, 5th ed., p. 426) was added to a mechanically stirred solution of sodium nitrite (12 eq) in water (6.7 M). A suspension of the foregoing compound (1 eq) in water (1 M) was added to the vigorously
10 stirred mixture portionwise over 1 h at room temperature. After the addition, stirring was continued for another hour. The reaction mixture was diluted with dichloromethane and filtered through diatomaceous earth (Celite). After separation of the phases, the aqueous phase was extracted with dichloromethane and the combined organic layers were
15 dried over sodium sulfate in the presence of activated charcoal. Filtration and evaporation afforded methyl 3-nitrothiophene-2-carboxylate as a red solid (92%), which was used without further purification. δ_H (400 MHz, DMSO d_6) 3.90 (3H, s), 7.43 (1H, d, J 5), 7.48 (1H, d, J 5).

The foregoing ester (1 eq) was stirred for 24 h at 100°C in a well-
20 closed Pyrex bottle in the presence of a solution of ammonia (6.15 eq) in methanol (2 M). The volatiles were removed *in vacuo*, and the residue crystallized from hot ethyl acetate to afford 3-nitrothiophene-2-carboxamide (74%). δ_H (400 MHz, DMSO- d_6) 3.28 (3H, s), 7.57 (1H, d, J 5), 7.73 (1H, d, J 5), 7.91 (1H, bs), 8.21 (1H, bs). An analytical sample was
25 obtained by further recrystallization from ethyl acetate; elemental analysis, calc. for $C_5H_4N_2O_3S$: C, 34.88; H, 2.34; N, 16.27. Found: C, 34.75; H, 2.24; N, 15.96.

The foregoing amide (1 eq) was dissolved in dichloromethane (0.12 M). Triethylamine (3 eq) was added and the solution cooled to 0°C. After
30 dropwise addition of neat trifluoroacetic anhydride (1.3 eq), the reaction was allowed to warm to room temperature and stirred for 1 h. Then the

solution was concentrated *in vacuo*, the residue taken into ethyl acetate and washed successively with hydrochloric acid (1 N, 2x), water (1x), saturated aqueous sodium hydrogencarbonate (2x) and brine. Drying over sodium sulfate and removal of solvent gave a dark solid, which was
5 purified by flash chromatography (PE/EtOAc 7:3 + 1% MeOH) yielding 2-cyano-3-nitrothiophene (97%). δ_{H} (CDCl_3) 7.75 (1H, d, J 5.5), 7.68 (1H, d, J 5.5). An analytical sample was obtained by recrystallization from dichloromethane/*n*-pentane, mp 87-88°C; elemental analysis, calc. for $\text{C}_5\text{H}_2\text{N}_2\text{O}_2\text{S}$: C, 38.96; H, 1.31; N, 18.17; S, 20.80. Found: C, 38.92; H, 1.20;
10 N, 18.03; S, 21.31.

Step 2: *N*-Hydroxy-3-nitrothiophene-2-carboximidamide

The nitrile (1 eq) prepared as described in Example 1, Step 1, was suspended in a mixture of water and ethanol (0.21 M, 7.5:1). Sodium
15 carbonate (1.7 eq) and hydroxylamine (3.3 eq) were added and the mixture was left at room temperature for 24 h. The orange solid was isolated by filtration, washed with a small portion of diethyl ether and dried to give the amidoxime as an orange solid (86%). δ_{H} (400 MHz; $\text{DMSO}-d_6$) 6.08 (2H, bs), 7.60 (1H, d, J 5.3), 7.68 (1H, d, J 5.3), 9.95 (1H, bs). m/z (ES^+) 188
20 ($\text{M}+\text{H}$)⁺. An analytical sample was obtained by recrystallization from dichloromethane/*n*-pentane, mp 201-202°C; elemental analysis, calc. for $\text{C}_5\text{H}_5\text{N}_3\text{O}_3\text{S}$: C, 32.09; H, 2.69; N, 22.45; S, 17.13. Found: C, 32.34; H, 2.64; N, 21.96; S, 17.47.

25 Step 3: Dimethyl 2-([1-amino-1-(3-nitrothien-2-yl)methylidene]-amino}oxy)but-2-enedioate

The amidoxime (1 eq), prepared as described above, was suspended in dichloromethane (0.25 M). Triethylamine (0.5 ml) and dimethyl acetylenedicarboxylate (1.05 eq, filtered over basic alumina) were added.
30 The mixture was refluxed for 3 h and became homogeneous during this time. Evaporation of the dichloromethane gave a red oil, which was

dissolved in ethyl acetate. After washing with water and brine, the organic phase was dried over sodium sulfate and the solution was concentrated *in vacuo*. The residual oil (97%) was used without further purification. δ_{H} (400 MHz; CDCl_3 , 2 diastereomers 2.5:1*) 3.68*, 3.71 (3H, s), 3.83, 3.90* (3H, s), 5.88*, 5.94 (1H, s), 5.84*, 6.10 (2H, bs), 7.33, 7.38* (1H, d, J 5.6, 5.6*), 7.58, 7.61* (1H, d, J 5.6, 5.6*). m/z (ES^+) 330 ($\text{M}+\text{H}$)⁺, 352 ($\text{M}+\text{Na}$)⁺.

10 Step 4: Methyl 5-hydroxy-2-(3-nitrothien-2-yl)-6-oxo-1,6-dihydropyrimidine-4-carboxylate

A solution of the foregoing compound in xylene (0.2 M) was heated at reflux until the disappearance of the starting material was evident by TLC. The reaction mixture was stored in a refrigerator at 4°C overnight and the precipitate isolated by filtration. The solid was washed with ethyl acetate and petroleum ether and dried *in vacuo*. The product was obtained as a yellow powder (48%). δ_{H} (400 MHz; DMSO-d_6) 3.82 (3H, s), 7.71 (1H, d, J 5.4), 7.89 (1H, d, J 5.4), 11.8 (1H, bs), 13.3 (1H, bs). m/z (ES^-) 296 ($\text{M}-\text{H}$)⁻.

20 Step 5: Methyl 5-[(2,2-dimethylpropanoyl)oxy]-6-hydroxy-2-(3-nitrothien-2-yl)pyrimidine-4-carboxylate

The foregoing compound (1 eq) was dissolved in anhydr. pyridine (0.25 M) at room temperature. A catalytic amount of 4-DMAP was added, followed by neat pivaloyl chloride (1 eq). After 3 h at room temperature, the pyridine was removed *in vacuo*, the residue dissolved in ethyl acetate and washed with hydrochloric acid (1 N, 2x). After removal of the volatiles the crude product was recrystallized from ethyl acetate to give the title compound (65%) as a light brown solid. δ_{H} (400 MHz; DMSO-d_6) 1.30 (9H, s), 3.83 (3H, s), 7.73 (1H, d, J 5.5), 7.96 (1H, d, J 5.5), 13.9 (1H, bs). m/z (ES^+) 382 ($\text{M}+\text{H}$)⁺.

Step 6: Methyl 5-[(2,2-dimethylpropanoyl)oxy]-1-methyl-2-(3-nitrothien-2-yl)-6-oxo-1,6-dihydropyrimidine-4-carboxylate

The foregoing compound (1 eq) was dissolved in anhydr. THF (0.2 M). Cesium carbonate (1.5 eq) was added, and the mixture was heated to 50°C. After 5 min neat dimethyl sulfate (2 eq) was added dropwise, and the reaction was then stirred for 1 h at this temperature. After cooling to room temperature, the reaction mixture was diluted with ethyl acetate and the organic phase washed with aqu. ammonium chloride (2 M) and brine. Flash chromatography (PE/EtOAc 3:1, then 1:1) gave the title compound as a colourless solid (50%) as the second fraction. The first fraction contains the *O*-methylated compound (data not shown). δ_{H} (400 MHz; CDCl_3) 1.43 (9H, s), 3.40 (3H, s), 3.92 (3H, s), 7.57 (1H, d, J 5.5), 7.71 (1H, d, J 5.5). m/z (ES^+) 396 ($\text{M}+\text{H}$)⁺. An analytical sample was obtained by recrystallization from dichloromethane/*n*-pentane, mp 159-161°C; elemental analysis, calc. for $\text{C}_{16}\text{H}_{17}\text{N}_3\text{O}_7\text{S}$: C, 48.60; H, 4.33; N, 10.63; S, 8.11. Found: C, 48.56; H, 4.33; N, 10.66; S, 7.84.

Step 7: Methyl 5-[(2,2-dimethylpropanoyl)oxy]-1-methyl-2-(3-aminothien-2-yl)-6-oxo-1,6-dihydropyrimidine-4-carboxylate

The foregoing compound was dissolved in methanol (0.02 M). Pd/C (10% Pd, 20% in weight) was added, and the reaction stirred for 4 h under an atmosphere of hydrogen. Removal of the catalyst by filtration, exhaustive washing of the catalyst and evaporation of the solvents gave the title compound (93%) as a yellow powder, which was used without further purification. δ_{H} (400 MHz; $\text{DMSO}-d_6$) 1.29 (9H, s), 3.67 (3H, s), 3.83 (3H, s), 6.72 (1H, d, J 5.5), 7.05 (2H, bs), 7.68 (1H, d, J 5.5). m/z (ES^+) 366 ($\text{M}+\text{H}$)⁺.

Step 8: 2-[3-({[(2-Chlorobenzyl)amino]carbonyl}amino)thien-2-yl]-5-hydroxy-1-methyl-6-oxo-1,6-dihydropyrimidine-4-carboxylic acid

To a solution of the foregoing amine (1 eq) in dichloromethane (0.1

M) and pyridine (3 eq) was added neat *ortho*-chlorobenzyl isocyanate (1.1 eq) at 0°C. The resulting solution was stirred overnight at room temperature, whereupon another 1.1 eq of isocyanate was added. The reaction was brought to reflux for 5 h, then cooled to room temperature. After dilution with ethyl acetate, the organic phase was washed with hydrochloric acid (1 N), water, sat. aqu. sodium hydrogencarbonate, and brine. The crude product, obtained after evaporation of the solvents, was directly hydrolyzed using sodium hydroxide (0.5 M, 3 eq) in methanol (0.5 M) at 85°C for 1 h. The solution was cooled to room temperature and acidified to pH 2 with hydrochloric acid (1 N). The crude product was purified by RP-HPLC. After lyophilization 2-[3-((2-chlorobenzyl)amino)carbonyl]amino)thien-2-yl]-5-hydroxy-1-methyl-6-oxo-1,6-dihydropyrimidine-4-carboxylic acid was obtained as a colourless powder (38%). δ_H (400 MHz; DMSO- d_6) 3.32 (3H, s), 4.31 (2H, d, J 5.8), 6.73 (1H, t, J 5.8), 7.22-7.35 (3H, m), 7.42 (1H, d, J 6.7), 7.53 (1H, d, J 5.4), 7.66 (1H, d, J 5.4), 8.88 (1H, s). MS (ES $^-$) 433, 435 (M-H).

EXAMPLE 2

5-Hydroxy-1-methyl-6-oxo-2-(thien-2-yl)-1,6-dihydropyrimidine-4-carboxylic acid

Step 1: Methyl 5,6-dihydroxy-2-(thien-2-yl)pyrimidine-4-carboxylate

To a solution (1.1 M) of 2-thiophene amidoxime (1.0 eq) in chloroform was added dropwise dimethyl acetylenedicarboxylate (1.02 eq). The mixture was stirred at room temperature for 2 h, and then concentrated *in vacuo* to give a residue, which was taken up in *p*-xylene. The resulting solution (1.3 M) was heated at reflux for 5 h, then cooled to room temperature. The precipitate was collected by filtration, washed with methanol and diethyl ether and crystallized from acetic acid to afford the title compound (26%). δ_H (400 MHz; DMSO- d_6) 3.84 (3H, s), 7.16 (1H,

dd, J 5.0, 3.5), 7.76 (1H, d, J 5.0), 7.99 (1H, d, J 3.5), 10.48 (1H, bs), 13.20 (1H, bs); m/z (ES⁺) 253 (M+H)⁺, 85%.

Step 2: Methyl 5-(benzoyloxy)-6-hydroxy-2-(thien-2-yl)pyrimidine-4-carboxylate

A solution (0.2 M) of methyl 5,6-dihydroxy-2-(thien-2-yl)pyrimidine-4-carboxylate (1.0 eq) in dichloromethane was treated with pyridine (10.0 eq) and benzoyl chloride (1.5 eq) was added dropwise. The resulting mixture was stirred at room temperature for 0.5 h, and then concentrated to afford a residue which was treated with aqueous hydrochloric acid (1 N) and ethyl acetate. The precipitate was filtered, triturated with diethyl ether and then dried to afford the title compound (76%). δ_H (300 MHz; DMSO- d_6) 3.77 (3H, s), 7.25 (1H, dd, J 5.1, 3.9), 7.62 (2H, t, J 7.8), 7.78 (1H, t, J 7.8), 7.93 (1H, d, J 5.1), 8.09 (2H, d, J 7.8), 8.18 (1H, d, J 3.9), 13.73 (1H, bs); m/z (ES⁺) 357 (M+H)⁺, 70%.

Step 3: Methyl 5-(benzoyloxy)-1-methyl-6-oxo-2-(thien-2-yl)-1,6-dihydropyrimidine-4-carboxylate

A solution (0.06 M) of methyl 5-(benzoyloxy)-6-hydroxy-2-(thien-2-yl)pyrimidine-4-carboxylate (1.0 eq) in tetrahydrofuran was treated with cesium carbonate (2.0 eq) and then methyl iodide (6.0 eq) was added dropwise. The resulting mixture was stirred at 40°C for 12 h then concentrated *in vacuo* to afford a residue which was taken up with ethyl acetate and aqueous hydrochloric acid (1 N). The organic layer was washed with brine, dried and concentrated to give a solid that was purified by flash chromatography (25% ethyl acetate in petroleum ether) to give the title compound (32%). δ_H (300 MHz; DMSO- d_6) 3.73 (3H, s), 3.78 (3H, s), 7.28 (1H, dd, J 5.0, 3.9), 7.64 (2H, t, J 7.8), 7.80 (1H, t, J 7.8 Hz), 7.88 (1H, dd, J 3.9, 0.9), 7.96 (1H, dd, J 5.0, 0.9), 8.11 (2H, d, J 7.8).

Step 4: 5-Hydroxy-1-methyl-6-oxo-2-(thien-2-yl)-1,6-dihydropyrimidine-4-carboxylic acid

A suspension (0.09 M) of methyl 5-(benzoyloxy)-1-methyl-6-oxo-2-(thien-2-yl)-1,6-dihydropyrimidine-4-carboxylate (1.0 eq) in aqueous sodium hydroxide (0.5 N, 3 eq) was heated at 50°C for 24 h. The resulting mixture was cooled to room temperature and acidified with aqueous hydrochloric acid (1 N). The precipitate was collected and washed with water and diethyl ether, then dried to give the title compound (25%). δ_{H} (300 MHz; DMSO- d_6) 3.58 (3H, s), 7.17 (1H, dd, J 4.8, 3.0), 7.59 (1H, d, J 3.0), 7.76 (1H, d, J 4.8); δ_{C} (75 MHz; DMSO- d_6) 34.4, 127.2, 127.7, 130.0, 130.1, 136.4, 143.7, 145.6, 159.0, 168.6; m/z (ES⁺) 253 (M+H)⁺, 100%.

EXAMPLE 3

5-Hydroxy-1-methyl-6-oxo-2-(thiazol-2-yl)-1,6-dihydropyrimidine-4-carboxylic acid

Step 1: 1,3-Thiazole-2-carbonitrile

2-Bromothiazole (1 eq) was added dropwise to a stirred solution of copper(I) cyanide (2.3 eq) in anhydr. DMF (1 M) at 140°C. The reaction was stirred for 30 min. After cooling to 0°C in an ice bath, the reaction was poured into diethyl ether and vigorously stirred for 10 min. The ethereal layer was decanted from the oily residue and washed with water and brine. After evaporation the desired nitrile was obtained as a colourless liquid (34%) and was used without further purification. δ_{H} (400 MHz; CDCl₃) 7.20 (1H, d, J 3.1), 7.77 (1H, d, J 3.1); m/z (ES⁺) 111 (M+H)⁺, 100%.

Step 2: 5-Hydroxy-1-methyl-6-oxo-2-(thiazol-2-yl)-1,6-dihydropyrimidine-4-carboxylic acid

Using essentially the procedure described in Example 2, except for the formation of the benzoate derivative in Step 2, which was obtained from 5,6-dihydroxy-2-(1,3-thiazol-2-yl)pyrimidine-4-carboxylic acid (1 eq) by coupling with benzoic acid (1.1 eq) using PyBOP (1.1 eq) and triethylamine (3.0 eq) in DMF (0.1 M), gave the title compound as a colourless powder after purification by RP-HPLC and lyophilization. δ_H (400 MHz; DMSO- d_6) 3.91 (3H, s), 7.90-8.10 (2H, m); δ_C (100 MHz; DMSO- d_6) 33.2, 124.7, 126.7, 140.6, 143.5, 146.5, 158.6, 163.1, 167.8; m/z (ES⁺) 254 (M+H)⁺, 100%.

EXAMPLE 4

5-Hydroxy-1-methyl-2-(3-nitrothien-2-yl)-6-oxo-1,6-dihydropyrimidine-4-carboxylic acid

Methyl 5-[(2,2-dimethylpropanoyl)oxy]-1-methyl-2-(3-nitrothien-2-yl)-6-oxo-1,6-dihydropyrimidine-4-carboxylate (obtained as described in Example 1, Step 6) was hydrolyzed as described in Example 1, Step 8 to afford the title compound. δ_H (400 MHz; DMSO- d_6) 3.25 (3H, s), 7.78 (1H, d, J 5.5), 7.97 (1H, d, J 5.5); δ_C (100 MHz; DMSO- d_6) 32.8, 122.8, 126.7, 129.5, 135.5, 139.6, 145.0, 147.7, 158.2, 167.1; m/z (ES⁻) 296 (M-H)⁻, 100%.

EXAMPLE 5

25

5-Hydroxy-1-methyl-2-(3-aminothien-2-yl)-6-oxo-1,6-dihydropyrimidine-4-carboxylic acid hydrochloride salt

Methyl 5-[(2,2-dimethylpropanoyl)oxy]-1-methyl-2-(3-aminothien-2-yl)-6-oxo-1,6-dihydropyrimidine-4-carboxylate (obtained as described in Example 1, Step 7) was hydrolyzed as described in Example 1, Step 8 to afford the title compound. The product precipitated upon acidification,

and was isolated by filtration and dried *in vacuo*. δ_{H} (400 MHz; D₂O + 15 μ l 1 N NaOH) 3.34 (3H, s), 6.66 (1H, d, *J* 5.3), 7.33 (1H, d, *J* 5.3); *m/z* (ES⁻) 266 (M-H)⁻, 80%.

5

EXAMPLE 6

5-Hydroxy-1-methyl-2-(3-bromothien-2-yl)-6-oxo-1,6-dihydropyrimidine-4-carboxylic acid

The title compound was prepared following generally the procedures outlined in Example 1, Steps 2-8 starting from 3-bromothiophene-2-carbonitrile. δ_{H} (400 MHz; DMSO-d₆) 3.30 (3H, s), 7.26 (1H, d, *J* 5.3), 7.90 (1H, d, *J* 5.3); *m/z* (ES⁺) 331, 333 (M+H)⁺.

15

EXAMPLE 7

2-[3-(Acetylamino)thien-2-yl]-5-hydroxy-1-methyl-6-oxo-1,6-dihydropyrimidine-4-carboxylic acid

Treating methyl 5-[(2,2-dimethylpropanoyl)oxy]-1-methyl-2-(3-aminothien-2-yl)-6-oxo-1,6-dihydropyrimidine-4-carboxylate (1 eq) (obtained as described in Example 1, Step 7) with acetic anhydride (2 eq) in DMF gave after hydrolysis, as described in Example 1, Step 8, the title compound after purification by RP-HPLC and lyophilization. δ_{H} (400 MHz; DMSO-d₆) 2.01 (3H, s), 3.34 (3H, s), 7.57 (1H, d, *J* 5.2), 7.71 (1H, d, *J* 5.2), 10.32 (1H, s); *m/z* (ES⁻) 308 (M-H)⁻, 100%.

25

EXAMPLE 8

2-[3-(Benzoylamino)thien-2-yl]-5-hydroxy-1-methyl-6-oxo-1,6-dihydropyrimidine-4-carboxylic acid

Treating methyl 5-[(2,2-dimethylpropanoyl)oxy]-1-methyl-2-(3-aminothien-2-yl)-6-oxo-1,6-dihydropyrimidine-4-carboxylate (1 eq)

30

(obtained as described in Example 1, Step 7) with benzoyl chloride (1.1 eq) in chloroform (0.1 M) in the presence of a catalytic amount of 4-DMAP gave after hydrolysis, as described in Example 1, Step 8, the title compound after purification by RP-HPLC and lyophilization. δ_{H} (300 MHz; DMSO- d_6) 3.32 (3H, s), 7.49 (2H, dd, J 7.2, 7.4), 7.57 (1H, t, J 7.2), 7.62 (1H, d, J 5.4), 7.79 (1H, d, J 5.4), 7.90 (2H, d, J 7.4), 10.22 (1H, bs); m/z (ES $^-$) 370 (M-H) $^-$, 20%.

EXAMPLE 9

10

5-Hydroxy-1-methyl-2-(3-[(2-methyl-1*H*-indol-3-yl)acetyl]amino)thien-2-yl)-6-oxo-1,6-dihydropyrimidine-4-carboxylic acid

(2-Methyl-1*H*-indol-3-yl)acetic acid (1.1 eq) was dissolved in DCM (0.1 M) and cooled to 0°C. Triethylamine (1.1 eq) was added, followed by BOP-Cl. After stirring for 30 min at 0°C, solid methyl 5-[(2,2-dimethylpropanoyl)oxy]-1-methyl-2-(3-aminothien-2-yl)-6-oxo-1,6-dihydropyrimidine-4-carboxylate (1 eq) (obtained as described in Example 1, Step 7) was added, followed by triethylamine (2.2 eq). The reaction was allowed to warm to room temperature and stirred overnight. The crude product, obtained after work-up from ethyl acetate, was hydrolyzed, as described in Example 1, Step 8, to give 5-hydroxy-1-methyl-2-(3-[(2-methyl-1*H*-indol-3-yl)acetyl]amino)thien-2-yl)-6-oxo-1,6-dihydropyrimidine-4-carboxylic acid after purification by RP-HPLC and lyophilization (23%). δ_{H} (300 MHz; DMSO- d_6) 2.29 (3H, s), 3.27 (3H, s), 3.63 (2H, s), 6.86 (1H, t, J 7.6), 6.94 (1H, t, J 7.6), 7.18 (1H, d, J 7.6), 7.35 (1H, d, J 7.6), 7.54 (1H, d, J 5.4), 7.70 (1H, d, J 5.4), 10.48 (1H, bs), 10.77 (1H, bs); m/z (ES $^-$) 437 (M-H) $^-$, 80%.

EXAMPLE 10

2-(3-{[3-(2-Chlorophenyl)propanoyl]amino}thien-2-yl)-5-hydroxy-1-methyl-6-oxo-1,6-dihydropyrimidine-4-carboxylic acid

Following generally the experimental procedures in Example 9, the title compound was prepared from 3-(2-chlorophenyl)propionic acid and methyl 5-[(2,2-dimethylpropanoyl)oxy]-1-methyl-2-(3-aminothien-2-yl)-6-oxo-1,6-dihydropyrimidine-4-carboxylate (1 eq) (obtained as described in Example 1, Step 7) (40%). δ_{H} (300 MHz; DMSO- d_6) 2.61 (2H, t, J 7.4), 2.95 (2H, t, J 7.4), 3.29 (3H, s), 7.28-7.33 (3H, m), 7.36-7.41 (1H, m), 7.54 (1H, d, J 5.3), 7.72 (1H, d, J 5.3), 10.24 (1H, bs); m/z (ES $^{+}$) 434, 436 (M+H) $^{+}$.

EXAMPLE 11

15 2-{3-[(Anilincarbonyl)amino]thien-2-yl}-5-hydroxy-1-methyl-6-oxo-1,6-
dihydropyrimidine-4-carboxylic acid

Following generally the procedures described in Example 1, Step 8, the title compound was obtained from methyl 5-[(2,2-dimethylpropanoyl)oxy]-1-methyl-2-(3-aminothien-2-yl)-6-oxo-1,6-dihydropyrimidine-4-carboxylate (obtained as described in Example 1, Step 7) and phenyl isocyanate. δ_{H} (400 MHz; DMSO- d_6) 3.41 (3H, s), 6.97 (1H, t, J 7.6), 7.27 (2H, t, J 7.6), 7.42 (2H, d, J 7.6), 7.68 (1H, d, J 5.6), 7.72 (1H, d, J 5.6), 8.70 (1H, bs), 9.40 (1H, bs); m/z (ES $^-$) 385 (M-H) $^-$; 100%.

25 **EXAMPLE 12**

2-(3-[(1,1'-Biphenyl-2-ylamino)carbonyl]amino}thien-2-yl)-5-hydroxy-1-methyl-6-oxo-1,6-dihydropyrimidine-4-carboxylic acid

Following generally the procedures described in Example 1, Step 8,
30 the title compound was obtained from methyl 5-[(2,2-
dimethylpropanoyl)oxy]-1-methyl-2-(3-aminothien-2-yl)-6-oxo-1,6-

dihydropyrimidine-4-carboxylate (obtained as described in Example 1, Step 7) and 2-biphenyl isocyanate (14%). δ_H (400 MHz; DMSO- d_6) 3.30 (3H, s), 7.12-7.27 (2H, m), 7.27-7.40 (4H, m), 7.43 (2H, t, J 7.0), 7.54 (1H, d, J 5.6), 7.63-7.78 (3H, m), 8.92 (1H, s); m/z (ES⁺) 463 (M+H)⁺, 100%.

5

EXAMPLE 13

2-(3-(((Benzhydrylamino)carbonyl)amino)thien-2-yl)-5-hydroxy-1-methyl-6-oxo-1,6-dihydropyrimidine-4-carboxylic acid

10 Following generally the procedures described in Example 1, Step 8, the title compound was obtained from methyl 5-[(2,2-dimethylpropanoyl)oxy]-1-methyl-2-(3-aminothien-2-yl)-6-oxo-1,6-dihydropyrimidine-4-carboxylate (obtained as described in Example 1, Step 7) and diphenylmethyl isocyanate (52%). δ_H (400 MHz; DMSO- d_6)
15 3.35 (3H, s), 5.92 (1H, d, J 8.0), 7.17 (1H, d, J 8.0), 7.21-7.28 (6H, m), 7.30-7.36 (4H, m), 7.57 (1H, d, J 5.4), 7.66 (1H, d, J 5.4), 8.73 (1H, s); m/z (ES⁻) 475 (M-H)⁻, 100%.

EXAMPLE 14

20

5-Hydroxy-1-methyl-2-{3-[[[1-(1-naphthyl)ethyl]amino]-carbonyl]amino}thien-2-yl}-6-oxo-1,6-dihydropyrimidine-4-carboxylic acid

Following generally the procedures described in Example 1, Step 8, the title compound was obtained from methyl 5-[(2,2-dimethylpropanoyl)oxy]-1-methyl-2-(3-aminothien-2-yl)-6-oxo-1,6-dihydropyrimidine-4-carboxylate (obtained as described in Example 1, Step 7) and (*R,S*)-1-(naphthyl)ethyl isocyanate (26%). δ_H (400 MHz; DMSO- d_6) 1.51 (3H, d, J 6.7), 3.34 (3H, s), 5.52-5.64 (1H, m), 6.81 (1H, d, J 7.7), 7.48-7.57 (4H, m), 7.60 (1H, d, J 5.4), 7.65 (1H, d, J 5.4), 7.84 (1H, d, J 7.7), 7.95 (1H, d, J 8.0), 8.10 (1H, d, J 8.3), 8.86 (1H, bs); m/z (ES⁻) 463 (M-H)⁻, 80%.

30

EXAMPLE 15

5 5-Hydroxy-1-methyl-6-oxo-2-[3-({[(2-phenylcyclopropyl)amino]-
carbonyl}amino)thien-2-yl]-1,6-dihydropyrimidine-4-carboxylic acid

Generally following the experimental procedures described in Example 1, Step 8, the title compound was obtained from methyl 5-[(2,2-dimethylpropanoyl)oxy]-1-methyl-2-(3-aminothien-2-yl)-6-oxo-1,6-dihydropyrimidine-4-carboxylate (obtained as described in Example 1,
10 Step 7) and *trans*-2-phenylcyclopropyl isocyanate (47%). δ_H (400 MHz; DMSO- d_6) 1.09-1.18 (2H, m), 1.90-1.96 (1H, m), 2.65-2.72 (1H, m), 3.38 (3H, s), 6.68 (1H, bs), 7.08 (2H, d, J 7.4), 7.13 (1H, t, J 7.3), 7.23 (2H, t, J 7.4), 7.61 (1H, d, J 5.4), 7.67 (1H, d, J 5.4), 8.82 (1H, bs); m/z (ES $^-$) 425 (M-H) $^-$, 100%.

15

EXAMPLE 16

5-Hydroxy-1-methyl-6-oxo-2-[3-({[(2-phenylethyl)amino]-
carbonyl}amino)thien-2-yl]-1,6-dihydropyrimidine-4-carboxylic acid

20 Generally following the experimental procedures described in Example 1, Step 8, the title compound was obtained from methyl 5-[(2,2-dimethylpropanoyl)oxy]-1-methyl-2-(3-aminothien-2-yl)-6-oxo-1,6-dihydropyrimidine-4-carboxylate (obtained as described in Example 1, Step 7), and 2-phenylethyl isocyanate (28%). δ_H (400 MHz; DMSO- d_6) 2.72 (2H, t, J 7.1), 3.13-3.27 (2H, m), 3.30 (3H, s), 6.19 (1H, t, J 5.8), 7.18-7.23 (3H, m), 7.25-7.32 (2H, m), 7.56 (1H, d, J 5.4), 7.65 (1H, d, J 5.4), 8.68 (1H, bs); m/z (ES $^-$) 413 (M-H) $^-$, 100%.

25

EXAMPLE 17**5-Hydroxy-2-{3-[(isobutoxycarbonyl)amino]thien-2-yl}-1-methyl-6-oxo-1,6-dihydropyrimidine-4-carboxylic acid**

5 Following generally the experimental procedures described in Example 1, Step 8, the title compound was obtained from methyl 5-[(2,2-dimethylpropanoyl)oxy]-1-methyl-2-(3-aminothien-2-yl)-6-oxo-1,6-dihydropyrimidine-4-carboxylate (obtained as described in Example 1, Step 7) and isobutyl chloroformate, using triethylamine as the base (18%).
10 δ_{H} (300 MHz; DMSO- d_6) 0.88 (6H, d, J 6.6), 1.79-1.93 (1H, m), 3.30 (3H, s), 3.82 (2H, d, J 6.6), 7.42 (1H, d, J 5.3), 7.70 (1H, d, J 5.3), 9.3 (1H, bs); m/z (ES $^-$) 366 (M-H) $^-$, 100%.

EXAMPLE 18

15

 N^1 -Benzyl- N^2 -[2-(4-carboxy-5-hydroxy-1-methyl-6-oxo-1,6-dihydropyrimidin-2-yl)thiophen-3-yl]glycinamide

N -Benzyl-2-bromoacetamide (1 eq), obtained by reacting bromoacetyl bromide and benzylamine in chloroform in the presence of
20 solid sodium hydrogencarbonate, was dissolved in DMSO (0.3 M). DIPEA (excess) was added, followed by solid methyl 5-[(2,2-dimethylpropanoyl)oxy]-1-methyl-2-(3-aminothien-2-yl)-6-oxo-1,6-dihydropyrimidine-4-carboxylate (1 eq). The mixture was heated at 50°C overnight. The crude product, obtained after work-up from ethyl acetate,
25 was hydrolysed, as described in Example 1, Step 8. The title compound was obtained after purification by RP-HPLC and lyophilization (12%). δ_{H} (400 MHz; DMSO- d_6) 3.52 (3H, s), 3.82 (2H, s), 4.29 (2H, d, J 5.9), 6.72 (1H, d, J 5.5), 7.17-7.25 (4H, m), 7.25-7.33 (2H, m), 7.60 (1H, d, J 5.5), 8.39 (1H, t, J 5.9); m/z (ES $^-$) 413 (M-H) $^-$, 100%.

30

EXAMPLE 19**5-Hydroxy-1-methyl-6-oxo-2-(3-[(2*E*)-3-phenylprop-2-enyl]amino)thien-2-yl)-1,6-dihydropyrimidine-4-carboxylic acid**

5 To a mixture of cinnamaldehyde (1.5 eq), acetic acid (5 eq) and methyl 5-[(2,2-dimethylpropanoyl)oxy]-1-methyl-2-(3-aminothien-2-yl)-6-oxo-1,6-dihydropyrimidine-4-carboxylate (1 eq) in 1,2-dichloroethane (0.2 M) was added sodium triacetoxyborohydride (2.5 eq) at room temperature. The mixture was stirred for 30 min at room temperature, whereupon sat. aqu. sodium hydrogencarbonate was added. The aqueous phase was extracted with ethyl acetate. The crude product was recrystallized from ethyl acetate and diethyl ether to give methyl 5-[(2,2-dimethylpropanoyl)oxy]-1-methyl-6-oxo-2-(3-[(2*E*)-3-phenylprop-2-enyl]amino)thien-2-yl)-1,6-dihydropyrimidine-4-carboxylate (82%) as a yellow powder, which was hydrolyzed using 0.5 N sodium hydroxide (2.2 eq) in methanol as described in Example 1, Step 8. 5-Hydroxy-1-methyl-6-oxo-2-(3-[(2*E*)-3-phenylprop-2-enyl]amino)thien-2-yl)-1,6-dihydropyrimidine-4-carboxylic acid was obtained after purification by RP-HPLC and lyophilization (61%). δ_{H} (400 MHz; DMSO- d_6) 3.58 (3H, s), 3.99 (2H, d, *J* 5.6), 6.34 (1H, dt, *J* 5.6, 16.0), 6.59 (1H, d, *J* 16.0), 6.90 (1H, d, *J* 5.5), 7.22 (1H, t, *J* 7.2), 7.30 (2H, app. t, *J* 7.2, 7.4), 7.40 (2H, d, *J* 7.4), 7.62 (1H, t, *J* 5.5); *m/z* (ES⁻) 382 (M-H)⁻, 100%.

EXAMPLE 20

25

2-(4-Carboxy-5-hydroxy-1-methyl-6-oxo-1,6-dihydropyrimidin-2-yl)-N-(3-phenylpropyl)thiophen-3-aminium trifluoroacetate

Methyl 5-[(2,2-dimethylpropanoyl)oxy]-1-methyl-6-oxo-2-(3-[(2*E*)-3-phenylprop-2-enyl]amino)thien-2-yl)-1,6-dihydropyrimidine-4-carboxylate (see Example 19) was dissolved in methanol/ethyl acetate (0.1 M solution, 3:2 v/v). Pd/C (10% Pd, 15% weight) was added and the mixture stirred

30

under an atmosphere of hydrogen overnight. After removal of the catalyst by filtration, the crude product, which was obtained after evaporation of the solvents, was hydrolyzed using 0.5 N sodium hydroxide (2.2 eq) in methanol as described in Example 1, Step 8. The title compound was
5 obtained after purification by RP-HPLC and lyophilization (31%). δ_H (400 MHz; DMSO- d_6) 1.81 (2H, m), 2.67 (2H, t, J 7.6), 3.19 (2H, t, J 6.9), 3.62 (3H, s), 6.83 (1H, d, J 5.5), 7.13-7.22 (3H, m), 7.24-7.30 (2H, m), 7.64 (1H, d, J 5.5); m/z (ES $^-$) 384 (M-H) $^-$; 75%.

10

EXAMPLE 21

2-{3-[2-(Benzyloxy)ethyl]thien-2-yl}-5-hydroxy-1-methyl-6-oxo-1,6-dihydropyrimidine-4-carboxylic acid

15

Step 1: 3-[2-(Benzyloxy)ethyl]thiophene-2-carbonitrile

To a stirred solution of 3-(2-ethoxy-2-oxoethyl)thiophene-2-carboxylic acid (prepared from 3-bromothiophene-2-carboxylic acid according to D.E. Ames & O. Ribairo, *J. Chem. Soc., Perkin Trans. I*, 1975, 1390-1395) in dioxane (0.7 M) was added pyridine (0.6 eq), di-*tert*-butyl
20 dicarbonate and ammonium bicarbonate (1.26 eq). The mixture was stirred at room temperature for 3 days. Dioxane was evaporated *in vacuo*, the residue dissolved in ethyl acetate and the organic phase washed with water (1x), hydrochloric acid (1 N, 1x), water (1x) and brine (1x), and dried. Evaporation of the solvent afforded a brown solid (95%) which was
25 dissolved in dichloromethane (0.3 M solution). Triethylamine (2.5 eq) was added and the solution cooled at 0°C with an ice-bath. Trifluoroacetic anhydride was added dropwise and the mixture was stirred at room temperature for 1 h. The solvent was evaporated, the residue dissolved in ethyl acetate and the organic phase was then washed with HCl (1x), water
30 (1x), NaHCO₃ and brine. Purification by flash chromatography (PE/EtOAc 5:1) gave ethyl (2-cyanothien-3-yl)acetate as a pale yellow oil (75%). This

compound was dissolved in anhydr. THF (0.4 M), then EtOH (4 eq) and NaBH₄ (1.1 eq) were added and the mixture was stirred at 50°C for 48 h. Ethanol was added to quench the reaction, the solvents were evaporated and the residue purified by flash chromatography (PE/EtOAc 1/1 + 1% ethanol), affording 3-(2-hydroxyethyl)thiophene-2-carbonitrile as a pale yellow oil (60%).

To a solution of the foregoing nitrile in anhydr. THF (0.6 M solution), cooled to 0°C, was added portionwise sodium hydride (1.4 eq) and after 10 min benzyl bromide (1.4 eq). The resultant mixture was stirred at 40°C overnight. Some water was added and the aqueous phase was extracted with ethyl acetate (3x), the combined organic layers were washed with brine and dried. Purification by flash chromatography (PE/EtOAc 5:1) afforded 3-[2-(benzyloxy)ethyl]thiophene-2-carbonitrile as a colourless oil (78%). δ_H (400 MHz; DMSO-d₆) 3.03 (2H, t, *J* 6.3), 3.70 (2H, t, *J* 6.3), 4.48 (2H, s), 7.20-7.35 (6H, m), 7.97 (1H, d, *J* 5.0); *m/z* (ES⁻) 242 (M-H)⁻, 100%.

Step 2: 2-{3-[2-(Benzyloxy)ethyl]thien-2-yl}-5-hydroxy-1-methyl-6-oxo-1,6-dihydropyrimidine-4-carboxylic acid

The title compound was prepared from the foregoing nitrile as described in Example 1, Steps 2-6 and 8 and was obtained as a white powder (3% overall) after purification by RP-HPLC and lyophilization. δ_H (400 MHz; DMSO-d₆) 2.78 (2H, t, *J* 6.5), 3.23 (3H, s), 3.60 (2H, t, *J* 6.5), 4.40 (2H, s), 7.12 (1H, d, *J* 5.1), 7.20-7.35 (5H, m), 7.70 (1H, d, *J* 5.1); *m/z* (ES⁻) 385 (M-H)⁻, 100%.

EXAMPLE 22

2-{4-[[[(2-Chlorophenyl)sulfonyl]amino]carbonyl]amino]thien-3-yl}-5-hydroxy-1-methyl-6-oxo-1,6-dihydropyrimidine-4-carboxylic acid

Step 1: *tert*-Butyl (4-cyanothien-3-yl)carbamate

A solution (0.6 M) of 4-aminothiophene-3-carbonitrile (1 eq) in methylene chloride was treated with pyridine (1.15 eq) and di-*tert*-butyl dicarbonate (2.1 eq) then heated under reflux for 45 min. The cooled solution was concentrated *in vacuo* and the residue was diluted with aqueous hydrochloric acid (1 N). After extraction with ethyl acetate the organic layer was concentrated *in vacuo* to give the title compound (83%) as a brown solid, which was used without further purification. δ_{H} (400 MHz; DMSO- d_6) 1.47 (9H, s), 7.41 (1H, s), 8.42 (1H, s), 9.35 (1H, bs).

Step 2: *tert*-Butyl {4-[amino(hydroxyimino)methyl]thien-3-yl}carbamate

A solution (0.5 M) of *tert*-butyl (4-cyanothien-3-yl)carbamate (1 eq) and hydroxylamine hydrochloride (1.4 eq) in methanol was treated with triethylamine (1.7 eq) and heated at 50°C for 12 h. The solution was cooled and concentrated, and the residue was taken up with water and ethyl acetate. The organic layer was separated and dried, then concentrated to give the title compound (100%) as an orange solid. δ_{H} (400 MHz; DMSO- d_6) 1.47 (9H, s), 6.05 (2H, s), 7.51 (1H, s), 7.90 (1H, s), 9.85 (1H, s), 10.15 (1H, s); m/z (ES $^-$) 256 (M-H) $^-$.

Step 3: Methyl 2-{4-[(*tert*-butoxycarbonyl)amino]thien-3-yl}-5,6-dihydropyrimidine-4-carboxylate

Generally following the procedure described in Example 2, Step 1, *tert*-butyl {4-[amino(hydroxyimino)methyl]thien-3-yl}carbamate was converted to the title compound. After cyclization, the precipitate was washed with methanol and diethyl ether and dried to give the desired product (28%) as a pale yellow solid. δ_{H} (400 MHz; DMSO- d_6) 1.48 (9H, s), 3.85 (3H, s), 7.70 (1H, s), 8.49 (1H, s), 10.78 (1H, bs), 10.90 (1H, s), 13.10 (1H, bs); m/z (ES $^+$) 368 (M+H) $^+$.

Step 4: Methyl 2-{4-[(*tert*-butoxycarbonyl)amino]thien-3-yl}-5-[(2,2-dimethylpropanoyl)oxy]-6-hydroxypyrimidine-4-carboxylate

Generally following the procedure in Example 1, Step 5, the title compound was obtained from methyl 2-{4-[(*tert*-

5 butoxycarbonyl)amino]thien-3-yl}-5,6-dihydroxypyrimidine-4-carboxylate (1.0 eq) in pyridine and pivaloyl chloride (1.0 eq) as a brown solid (100%) after workup and was used without further purification. δ_{H} (400 MHz; DMSO- d_6) 1.32 (9H, s), 1.50 (9H, s), 3.87 (3H, s), 7.72 (1H, s), 8.66 (1H, s), 10.70 (1H, s), 13.46 (1H, bs); m/z (ES⁺) 452 (M+H)⁺.

10

Step 5: Methyl 2-{4-[(*tert*-butoxycarbonyl)amino]thien-3-yl}-5-[(2,2-dimethylpropanoyl)oxy]-1-methyl-6-oxo-1,6-dihydropyrimidine-4-carboxylate

Generally following the procedure in Example 2, Step 3, methyl 2-
15 {4-[(*tert*-butoxycarbonyl)amino]thien-3-yl}-5-[(2,2-dimethylpropanoyl)oxy]-6-hydroxypyrimidine-4-carboxylate (1.0 eq) was methylated using cesium carbonate (1.1 eq) and iodomethane (3.0 eq) in THF (0.12 M). The mixture was stirred overnight at 40°C, then cooled to room temperature, diluted with aqueous hydrochloric acid (1 N) and extracted with ethyl acetate.

20 The organic layer was separated, dried and concentrated to give a residue which was purified by flash chromatography (25% ethyl acetate in petrol ether) to afford methyl 2-{4-[(*tert*-butoxycarbonyl)amino]thien-3-yl}-5-[(2,2-dimethylpropanoyl)oxy]-6-methoxypyrimidine-4-carboxylate (48%, no data given) as a white solid and the title compound (16%) as a yellow solid. δ_{H}
25 (400 MHz; DMSO- d_6 , 340 K) 1.33 (9H, s), 1.43 (9H, s), 3.38 (3H, s), 3.83 (3H, s), 7.46 (1H, d, J 3.4), 7.93 (1H, d, J 3.4), 9.16 (1H, bs); m/z (ES⁺) 466 (M+H)⁺.

Step 6: 2-{4-[(2-Chlorophenyl)sulfonyl]amino}carbonyl}amino]thien-3-yl}-5-hydroxy-1-methyl-6-oxo-1,6-dihydropyrimidine-4-carboxylic acid

Methyl 2-{4-[(*tert*-butoxycarbonyl)amino]thien-3-yl}-5-[(2,2-dimethylpropanoyl)oxy]-1-methyl-6-oxo-1,6-dihydropyrimidine-4-carboxylate was treated with a 1:1 mixture of DCM and TFA (0.2 M). The solution was stirred for 1 h at room temperature, then concentrated to dryness. The residue was dissolved in pyridine and the resulting solution (0.2 M) was treated dropwise with 2-chlorobenzenesulfonyl isocyanate (0.9 eq). The mixture was stirred at room temperature overnight, then concentrated *in vacuo*. The residue was washed with hydrochloric acid (1 N), water and diethyl ether to give a solid which was taken up in a 4:1 mixture of THF and water. Lithium hydroxide (5.0 eq) was added and the mixture was heated at 40°C for 2 h then cooled to room temperature and acidified to pH 2. The precipitate was collected, washed with water and diethyl ether then dried to afford the title compound (37%). δ_H (300 MHz; DMSO- d_6) 3.31 (3H, s), 7.49-7.75 (4H, m), 7.87 (1H, d, *J* 3.2), 8.08 (1H, d, *J* 7.6), 8.64 (1H, s); *m/z* (ES⁺) 485, 487 (M+H)⁺.

EXAMPLE 23

2-{3-[(2-Chlorophenyl)sulfonyl]amino}carbonyl}amino]thien-2-yl}-5-hydroxy-1-methyl-6-oxo-1,6-dihydropyrimidine-4-carboxylic acid

Methyl 2-(3-aminothien-2-yl)-5-[(2,2-dimethylpropanoyl)oxy]-1-methyl-6-oxo-1,6-dihydropyrimidine-4-carboxylate (obtained as described in Example 1, Step 7) was dissolved in anhydr. acetonitrile and the resulting solution (0.03 M) was treated dropwise with 2-chlorobenzenesulfonyl isocyanate (1.1 eq). The mixture was stirred at room temperature for 30 minutes, then concentrated *in vacuo*. The residue was washed with diethyl ether to give a solid, which was taken up in a 1:1 mixture of MeOH and dioxane. Sodium hydroxide (1 N, 4.0 eq) was added and the mixture was heated at 80°C for 2 h, then cooled to room

temperature and acidified to pH 2. The precipitate was collected and washed with diethyl ether. Final purification by RP-HPLC gave the title compound as a light grey powder (16% yield). δ_{H} (400 MHz; DMSO- d_6) 3.31 (3H, s), 7.32-7.42 (4H, m), 7.63 (1H, d, J 5.2), 8.06 (1H, d, J 7.6), 8.97 (1H, s); m/z (ES⁺) 485, 487 (M+H)⁺.

EXAMPLE 24

5-Hydroxy-2-(3-hydroxyphenyl)-1-methyl-6-oxo-1,6-dihydropyrimidine-4-carboxylic acid

Step 1: Methyl 5-(benzoyloxy)-6-hydroxy-2-{3-[(4-methoxybenzyl)oxy]phenyl}pyrimidine-4-carboxylate

Following generally the procedures outlined in Example 1, Step 2, and Example 2, Steps 1 and 2, the title compound was prepared from 3-[(4-methoxybenzyl)oxy]benzonitrile. δ_{H} (400 MHz, DMSO- d_6) 3.75 (3H, s), 3.78 (3H, s), 5.10 (2H, s), 6.95 (2H, d, J 8.6), 7.23 (1H, d, J 7.0), 7.39-7.42 (2H, m), 7.46 (1H, t, J 8.0), 7.63 (2H, t, J 7.8), 7.70 (1H, d, J 7.8), 7.76-7.80 (2H, m), 8.10 (2H, d, J 7.4); m/z (ES⁺) 487 (M+H)⁺, 100%.

Step 2: Methyl 5-(benzoyloxy)-2-{3-[(4-methoxybenzyl)oxy]phenyl}-1-methyl-6-oxo-1,6-dihydropyrimidine-4-carboxylate

Essentially following the procedure in Example 2, Step 3, methyl 5-(benzoyloxy)-6-hydroxy-2-{3-[(4-methoxybenzyl)oxy]phenyl}pyrimidine-4-carboxylate was treated with cesium carbonate and methyl iodide in THF. The reaction afforded the *N*- and *O*-methyl derivatives in approximately 60/40 ratio, which were separated by flash chromatography (DCM/EtOAc 98:2) to give the title compound. δ_{H} (400 MHz, CDCl₃) 3.47 (3H, s), 3.82 (3H, s), 3.84 (3H, s), 5.05 (2H, s), 6.92 (2H, d, J 8.6), 7.10-7.12 (1H, m), 7.13 (1H, s), 7.34-7.54 (6H, m), 7.65 (1H, t, J 7.5), 8.21 (2H, d, J 8.6); m/z (ES⁺) 501 (M+H)⁺, 100%.

Step 3: Methyl 5-(benzoyloxy)-2-(3-hydroxyphenyl)-1-methyl-6-oxo-1,6-dihydropyrimidine-4-carboxylate

Methyl 5-(benzoyloxy)-2-{3-[(4-methoxybenzyl)oxy]phenyl}-1-methyl-6-oxo-1,6-dihydropyrimidine-4-carboxylate was suspended in a 4:1 mixture of DCM and TFA (0.1 M). After 30 min the volatiles were evaporated and the remaining solid was triturated with diethyl ether to obtain the title product. δ_{H} (400 MHz, DMSO- d_6) 3.48 (3H, s), 3.77 (3H, s), 6.96 (1H, d, J 8.3), 7.02 (1H, s), 7.07 (1H, d, J 7.3), 7.33 (1H, dd, J 7.0, 8.3), 7.63 (2H, t, J 7.8), 7.78 (1H, t, J 7.8), 8.10 (2H, d, J 7.8), 9.84 (1H, s); m/z (ES $^+$) 381 (M+H) $^+$, 100%.

Step 4: 5-Hydroxy-2-(3-hydroxyphenyl)-1-methyl-6-oxo-1,6-dihydropyrimidine-4-carboxylic acid

Methyl 5-(benzoyloxy)-2-(3-hydroxyphenyl)-1-methyl-6-oxo-1,6-dihydropyrimidine-4-carboxylate was suspended in 0.5 N NaOH and stirred overnight at 80°C. After cooling down to room temperature and addition of 1 N HCl, the title product precipitated as a white solid, and was filtered off and dried under vacuum. δ_{H} (400 MHz, DMSO- d_6) 3.30 (3H, s), 6.88-6.95 (3H, m), 7.28 (1H, t, J 7.9), 9.74 (1H, bs); m/z (ES $^+$) 263 (M+H) $^+$, 100%.

EXAMPLE 25

2-(3-[(1,1'-Biphenyl-2-ylamino)carbonyl]amino}phenyl)-5-hydroxy-1-methyl-6-oxo-1,6-dihydropyrimidine-4-carboxylic acid

Step 1: Methyl 5-[(2,2-dimethylpropanoyl)oxy]-6-hydroxy-2-(3-nitrophenyl)pyrimidine-4-carboxylate

This compound was obtained from 3-nitrobenzonitrile following essentially the procedures described in Example 1, Steps 2-6. δ_{H} (400 MHz;

DMSO-d₆) 1.31 (9H, s), 3.87 (3H, s), 7.85 (1H, t, *J* 8.0), 8.44 (1H, d, *J* 8.0), 8.52 (1H, d, *J* 8.0), 8.93 (1H, s); *m/z* (ES⁺) 376 (M+H)⁺.

5 Step 2: Methyl 5-[(2,2-dimethylpropanoyl)oxy]-1-methyl-2-(3-nitrophenyl)-6-oxo-1,6-dihydropyrimidine-4-carboxylate

To a solution (0.1 M) of methyl 5-[(2,2-dimethylpropanoyl)oxy]-6-hydroxy-2-(3-nitrophenyl)pyrimidine-4-carboxylate (1 eq) in dry dioxane was added solid lithium hydride (1.4 eq) at 38°C and the mixture was stirred for 45 min. A solution (0.2 M, 1.3 eq) of dimethyl sulfate in dry
10 dioxane was added over 10 h at 60°C *via* syringe pump. The mixture was stirred for a further 8 h, then the reaction was quenched with brine and extracted with ethyl acetate. The organic phase was dried, filtered and concentrated. The crude product was purified by flash chromatography (30% ethyl acetate in petroleum ether) to give the title compound (75%) as
15 a white solid. δ_H (400 MHz; DMSO-d₆) 1.32 (9H, s), 3.31 (3H, s), 3.82 (3H, s), 7.85 (1H, t, *J* 8.0), 8.13 (1H, d, *J* 8.0), 8.42 (1H, d, *J* 8.0), 8.54 (1H, s); *m/z* (ES⁺) 390 (M+H)⁺, 80%.

20 Step 3: Methyl 2-(3-aminophenyl)-5-[(2,2-dimethylpropanoyl)oxy]-1-methyl-6-oxo-1,6-dihydropyrimidine-4-carboxylate

To a solution (0.1 M) of methyl 5-[(2,2-dimethylpropanoyl)oxy]-1-methyl-2-(3-nitrophenyl)-6-oxo-1,6-dihydropyrimidine-4-carboxylate in methanol was added Pd/C (10% Pd, 10% weight). The suspension was stirred 4 h under hydrogen, then filtered and concentrated to give the title
25 compound (97%) as yellow solid. δ_H (400 MHz; DMSO-d₆) 1.31 (9H, s), 3.31 (3H, s), 3.81 (3H, s), 5.38 (2H, s), 6.70-6.75 (3H, m), 7.15 (1H, t, *J* 7.6); *m/z* (ES⁺) 360 (M+H)⁺, 100%.

Step 4: 2-(3-[(1,1'-Biphenyl-2-ylamino)carbonyl]amino)phenyl)-5-hydroxy-1-methyl-6-oxo-1,6-dihydropyrimidine-4-carboxylic acid

A solution (0.1 M) of methyl 2-(3-aminophenyl)-5-[(2,2-dimethylpropanoyl)oxy]-1-methyl-6-oxo-1,6-dihydropyrimidine-4-carboxylate in anhyd. chloroform was treated with 2-biphenyl isocyanate (1.2 eq). The mixture was heated at 50°C for 3 h, and then the solvent was evaporated. The residue was dissolved in a 1:1 mixture of tetrahydrofuran and sodium hydroxide (1 N). The resulting solution (0.05 M) was stirred at 80°C for 1 h, cooled in an ice-bath and treated with hydrochloric acid (1 N). The precipitate was collected, then washed with water and diethyl ether, to give the title compound (60%) as a white solid. δ_{H} (400 MHz; DMSO- d_6) 3.31 (3H, s), 7.12-7.17 (2H, m), 7.22 (1H, d, J 7.0), 7.30-7.44 (5H, m), 7.46-7.52 (3H, m), 7.63 (1H, s), 7.69 (1H, s), 7.91 (1H, d, J 8.4), 9.21 (1H, s); m/z (ES $^-$) 455 (M-H) $^-$, 100%.

EXAMPLE 26

2-[3-[(3-Carboxyphenyl)amino]carbonyl]amino)phenyl]-5-hydroxy-1-methyl-6-oxo-1,6-dihydropyrimidine-4-carboxylic acid

Following essentially the procedures described in Example 25, Step 4, the title compound was obtained from methyl 2-(3-aminophenyl)-5-[(2,2-dimethylpropanoyl)oxy]-1-methyl-6-oxo-1,6-dihydropyrimidine-4-carboxylate and ethyl 3-isocyanatobenzoate. δ_{H} (400 MHz; DMSO- d_6) 3.37 (3H, s), 7.22 (1H, d, J 7.8), 7.40-7.50 (2H, m), 7.57-7.61 (2H, m), 7.68 (1H, d, J 7.8), 7.75 (1H, s), 8.17 (1H, s), 8.99 (1H, s), 9.06 (1H, s); m/z (ES $^-$) 423 (M-H) $^-$, 80%.

EXAMPLE 27

2-[3-[(Benzylsulfonyl)amino]thien-2-yl]-5-hydroxy-1-methyl-6-oxo-1,6-dihydropyrimidine-4-carboxylic acid

Step 1: *N*-Hydroxy-*N*-methyl-3-nitrothiophene-2-carboximidamide

The nitrile (1 eq), prepared as described in Example 1, Step 1, was suspended in a 3:1 mixture of water and ethanol (0.4 M). Sodium carbonate (1.25 eq) and *N*-methylhydroxylamine hydrochloride (2.5 eq) were added and the mixture was heated to 70°C for 20 min. After evaporation of the solvent the residue was dissolved in ethanol and filtered through a pad of celite. The ethanol was evaporated and the resulting solid was triturated with ethyl ether, filtered and dried. The amidoxime was obtained as a red-orange solid (96%). δ_{H} (400 MHz, DMSO- d_6) 3.25 (3H, s), 7.57 (2H, bs), 7.81 (1H, d, J 5.4), 8.06 (1H, d, J 5.4). m/z (ES^+) 202 ($\text{M}+\text{H}$) $^+$, 40%.

Step 2: Methyl 5-(2-methoxy-2-oxoethyl)-2-methyl-3-(3-nitrothien-2-yl)-2,5-dihydro-1,2,4-oxadiazole-5-carboxylate

The amidoxime (1 eq) prepared as described above, was dissolved in a 1:1 mixture of chloroform and methanol (0.2 M) at 0°C. Dimethyl acetylenedicarboxylate (1.05 eq, filtered over basic alumina) was added dropwise at the same temperature. The mixture was stirred at 0°C for 2 h. Evaporation of the dichloromethane left a yellow oil, which was dissolved in ethyl acetate and dichloromethane. After washing with ammonium chloride (1 N, 2x), water and brine, the organic phase was dried over sodium sulfate and the solution was concentrated *in vacuo*. The residual oil (98%) was used without further purification. δ_{H} (400 MHz, DMSO- d_6) 3.03 (3H, s), 3.08 (1H, d, J 16.8), 3.32 (1H, d, J 16.8), 3.63 (3H, s), 3.75 (3H, s), 7.79 (1H, d, J 5.6), 8.05 (1H, d, J 5.6). m/z (ES^+) 344 ($\text{M}+\text{H}$) $^+$.

Step 3: Methyl 5-hydroxy-1-methyl-2-(3-nitrothien-2-yl)-6-oxo-1,6-dihydropyrimidine-4-carboxylate

A solution of the foregoing compound in xylene (0.2 M) was heated at reflux until the disappearance of the starting material was evident by
5 TLC. The reaction mixture was stored in a refrigerator at 4°C overnight and the precipitate isolated by filtration. The solid was washed with petroleum ether and dried *in vacuo*. The product was obtained as a brown powder (57%). δ_{H} (400 MHz, DMSO- d_6) 3.27 (3H, s), 3.80 (3H, s), 7.78 (1H, d, J 5.6), 7.98 (1H, d, J 5.6), 10.90 (1H, bs). m/z (ES $^-$) 310 (M-H).

10

Step 4: Methyl 5-(acetyloxy)-1-methyl-2-(3-nitrothien-2-yl)-6-oxo-1,6-dihydropyrimidine-4-carboxylate

Triethylamine (2.2 eq) and acetic anhydride (2 eq) were added to a solution of the foregoing compound (1 eq) in dichloromethane (0.2 M) and
15 the reaction mixture was stirred for 16 h at room temperature. The mixture was then diluted with dichloromethane and washed with hydrochloric acid (1 N), sat. aqu. NaHCO₃, and brine. After removal of the volatiles, the title compound was obtained as a pale yellow solid (97%), which was used without further purification. δ_{H} (400 MHz; DMSO- d_6) 2.35
20 (3H, s), 3.30 (3H, s), 3.85 (3H, s), 7.80 (1H, d, J 5.5), 8.02 (1H, d, J 5.5); m/z (ES $^+$) 354 (M+H) $^+$, 100%.

Step 5: Methyl 5-(acetyloxy)-2-(3-aminothien-2-yl)-1-methyl-6-oxo-1,6-dihydropyrimidine-4-carboxylate

Pd/C (10% Pd, 20% in weight) was added to a solution (0.1 M) of
25 methyl 5-(acetyloxy)-1-methyl-2-(3-nitrothien-2-yl)-6-oxo-1,6-dihydropyrimidine-4-carboxylate in ethyl acetate. The reaction mixture was stirred under an atmosphere of hydrogen for 2 h at room temperature. The catalyst was removed by filtration and washed with warm ethyl
30 acetate and THF. After removal of the solvent *in vacuo* the title compound was obtained as a pale yellow solid (80%). δ_{H} (400 MHz; DMSO- d_6) 2.30

(3H, s), 3.20 (3H, s), 3.85 (3H, s), 6.72 (1H, d, *J* 5.4), 7.08 (2H, bs), 7.70 (1H, d, *J* 5.4); *m/z* (ES⁺) 324 (M+H)⁺, 100%.

Step 6: 2-{3-[(Benzylsulfonyl)amino]thien-2-yl}-5-hydroxy-1-methyl-6-oxo-1,6-dihydropyrimidine-4-carboxylic acid

Triethylamine (6 eq) and benzylsulfonyl chloride (4 eq) were added to a solution of methyl 5-(acetyloxy)-2-(3-aminothien-2-yl)-1-methyl-6-oxo-1,6-dihydropyrimidine-4-carboxylate in acetonitrile (0.1 M). The reaction mixture was stirred for 16 h at room temperature. After dilution with ethyl acetate, the organic layer was washed with hydrochloric acid (1 N), sat. aqu. NaHCO₃, and brine. Methyl 5-(acetyloxy)-2-{3-[(benzylsulfonyl)amino]thien-2-yl}-1-methyl-6-oxo-1,6-dihydropyrimidine-4-carboxylate was obtained as a pale yellow solid (60%), which was dissolved (0.05 M solution) at room temperature in a 2:1 mixture of 1,4-dioxane and sodium hydroxide (1 N). The reaction mixture was stirred at 75°C for 2 h, and then cooled to room temperature and acidified to pH 2 with hydrochloric acid (1 N). The solvent was removed *in vacuo* and the crude purified by preparative RP-HPLC to give after lyophilization 2-{3-[(benzylsulfonyl)amino]thien-2-yl}-5-hydroxy-1-methyl-6-oxo-1,6-dihydropyrimidine-4-carboxylic acid (50%) as a colourless solid. δ_H (400 MHz; DMSO-d₆) 3.48 (3H, s), 4.52 (2H, s), 7.10 (1H, d, *J* 5.4), 7.14-7.32 (5H, m), 7.72 (1H, d, *J* 5.4), 10.1 (1H, s); *m/z* (ES⁺) 422 (M+H)⁺, 100%.

EXAMPLE 28

5-Hydroxy-1-methyl-2-{3-[(2-naphthylsulphonyl)amino]thien-2-yl}-6-oxo-1,6-dihydropyrimidine-4-carboxylic acid

Following essentially the procedures described in Example 27, Step 6, gave the title compound as a colourless solid (30%). δ_H (400 MHz; DMSO-d₆) 3.10 (3H, s), 7.08 (1H, d, *J* 5.8), 7.60-7.80 (4H, m), 8.20-7.95 (3H, m), 8.40 (1H, s), 10.70 (1H, s); *m/z* (ES⁺) 458 (M+H)⁺, 100%.

EXAMPLE 29

5 2-(3-Formylthien-2-yl)-5-hydroxy-1-methyl-6-oxo-1,6-dihydropyrimidine-4-
 carboxylic acid

Step 1: 3-(1,3-Dioxolan-2-yl)thiophene-2-carbonitrile

 3-(1,3-Dioxolan-2-yl)thiophene-2-carbaldehyde (1 eq), prepared as
described by Hibino (S. Hibino *et al.*, *Journal of Organic Chemistry*, 1984,
10 49, 5006) was dissolved in ethanol (1.1 M). At room temperature a
solution of hydroxylamine hydrochloride (2 eq) and sodium
hydrogencarbonate (1 eq) in water (1 M) was added and the resultant
mixture stirred at this temperature for 2 h. The ethanol was removed
under reduced pressure and the aqueous phase extracted with ethyl
15 acetate (3x). The combined organic layers were washed with brine and
dried. Evaporation afforded an off-white solid (quantitative) which was
used without further purification. δ_{H} (CDCl_3 ; 2 isomers, 1.1:1*) 4.00-4.19
(4H, m), 5.99*, 6.09 (1H, s), 7.12*, 7.21 (1H, d, J 5.2*, 5.3), 7.25*, 7.50 (1H,
d, J 5.2*, 5.3), 8.45, 8.56* (1H, s).

20 The foregoing aldoxime (1 eq) was dissolved in acetonitrile (0.4 M)
containing copper(II) acetate hydrate (0.1 eq). Triethylamine (1.5 eq) was
added dropwise and the resulting mixture was heated to reflux. After 30
min TLC (PE/EtOAc 3:1) indicated complete conversion of starting
material. The reaction mixture was cooled to room temperature, the
25 solvents were evaporated under reduced pressure and the crude product
was purified by flash chromatography (PE/EtOAc 3:1) to give the nitrile
(87%) as an oily liquid. δ_{H} (400 MHz; CDCl_3) 4.21-4.06 (4H, m), 6.04 (1H,
s), 7.20 (1H, d, J 5.2), 7.55 (1H, d, J 5.2); δ_{C} (CDCl_3) 65.5, 98.6, 108.2,
112.8, 126.8, 131.9, 149.7.

30

Step 2: 3-(1,3-Dioxolan-2-yl)-N-hydroxy-N-methylthiophen-2-carboximidamide

A solution of *N*-methylhydroxylamine hydrochloride (3.7 eq) in water (0.3 M) and sodium carbonate (1.7 eq) was added to 3-(1,3-dioxolan-2-yl)thiophene-2-carbonitrile (1 eq). The reaction mixture was stirred at room temperature for 2 h and then partitioned between ethyl acetate and water. The combined organic layers were washed with brine, dried and evaporated to afford the crude title compound, which was used without further purification. δ_{H} (400 MHz; DMSO- d_6) 3.18 (3H, s), 3.91-3.97 (2H, m), 4.01-4.04 (2H, m), 5.72 (1H, s), 7.20 (1H, d, J 5.2), 7.51 (1H, bs), 7.85 (1H, d, J 5.2); m/z (ES⁺) 229 (M+H)⁺.

Step 3: Methyl 2-(3-formylthien-2-yl)-5-hydroxy-1-methyl-6-oxo-1,6-dihydropyrimidine-4-carboxylate

To a mixture of 3-(1,3-dioxolan-2-yl)-*N*-hydroxy-*N*-methylthiophen-2-carboximidamide (1 eq) in dichloromethane (0.4 M) was added dimethyl acetylenedicarboxylate (1.2 eq) at 0°C. The reaction mixture was stirred at room temperature for 2.5 h at which time the solvent was evaporated *in vacuo*. The crude product was dissolved in xylene (0.3 M solution) and heated at reflux for 5 h. The reaction was cooled to room temperature and the volatiles removed under reduced pressure. The orange oil thus obtained was suspended in formic acid (0.1 M) and heated at 50°C for 1 h, then cooled to room temperature and evaporated to give the title compound, which was used without further purification. m/z (ES⁻) 293 (M-H)⁻; m/z (ES⁺) 295 (M+H)⁺.

Step 4: Methyl 5-[(2,2-dimethylpropanoyl)oxy]-2-(3-formylthien-2-yl)-1-methyl-6-oxo-1,6-dihydropyrimidine-4-carboxylate

To a solution of the foregoing compound (1 eq) in pyridine (0.2 M) was added 4-DMAP (catalytic amount) and pivaloyl chloride (1.05 eq). The reaction mixture was stirred at room temperature for 1 h, and was then

partitioned between EtOAc and hydrochloric acid (1 N). The organic layer was dried. The residue obtained after evaporation was purified by flash chromatography (PE/EtOAc 1:1) to afford the title compound (16%) as a brown oil. δ_{H} (400 MHz; CDCl_3) 1.43 (9H, s), 3.44 (3H, s), 3.92 (3H, s), 7.59 (2H, s), 9.95 (1H, s).

Step 5: 2-(3-Formylthien-2-yl)-5-hydroxy-1-methyl-6-oxo-1,6-dihydropyrimidine-4-carboxylic acid

To a solution of methyl 5-[(2,2-dimethylpropanoyl)oxy]-2-(3-formylthien-2-yl)-1-methyl-6-oxo-1,6-dihydropyrimidine-4-carboxylate (1 eq) in methanol (1 M) was added sodium hydroxide (1 N). The reaction mixture was heated at 50°C for 2 h. Hydrochloric acid was added to the cooled solution until pH 2 was reached, and the product purified by preparative RP-HPLC (Novapak (Waters) C18 Cartridge Column, 7 micron, 25 x 100 mm; flow: 10 ml/min). Lyophilization afforded 2-(3-formylthien-2-yl)-5-hydroxy-1-methyl-6-oxo-1,6-dihydropyrimidine-4-carboxylic acid (33%). δ_{H} (300 MHz; DMSO-d_6) 3.26 (3H, s), 7.58 (1H, d, J 5.1), 7.89 (1H, d, J 5.1), 9.83 (1H, s); m/z (ES^+) 281 ($\text{M}+\text{H}$) $^+$, 100%.

20

EXAMPLE 30

2-(3-Carboxythien-2-yl)-5-hydroxy-1-methyl-6-oxo-1,6-dihydropyrimidine-4-carboxylic acid

25 Step 1: Methyl 5-[(2,2-dimethylpropanoyl)oxy]-2-(3-carboxythien-2-yl)-1-methyl-6-oxo-1,6-dihydropyrimidine-4-carboxylate

To a solution of methyl 5-[(2,2-dimethylpropanoyl)oxy]-2-(3-formylthien-2-yl)-1-methyl-6-oxo-1,6-dihydropyrimidine-4-carboxylate (1 eq; obtained as described in Example 29, Step 4) in *tert*-butanol (0.05 M) and 2-methyl-2-butene (10 eq, 2 M in tetrahydrofuran) was added an aqueous (0.82 M) solution of sodium chlorite (7 eq) and sodium

dihydrogenphosphate (7 eq). The reaction was stirred at room temperature for 2 h, at which time the solvent was evaporated *in vacuo*. The residue was partitioned between ethyl acetate and hydrochloric acid (1 N). The combined organic layers were washed with brine and dried. Evaporation gave the title compound (100%). δ_{H} (400 MHz; DMSO- d_6) 1.31 (9H, s), 3.24 (3H, s), 3.81 (3H, s), 7.49 (1H, d, J 5.2), 7.88 (1H, d, J 5.2), 13.3 (1H, bs); m/z (ES $^{+}$) 395 (M+H) $^{+}$, 100%.

10 Step 2: 2-(3-Carboxythien-2-yl)-5-hydroxy-1-methyl-6-oxo-1,6-dihydropyrimidine-4-carboxylic acid

The foregoing product was dissolved in MeOH (0.1 M) then sodium hydroxide (0.5 N, 4 eq) was added. The reaction mixture was heated at 80°C for 1.5 h. Hydrochloric acid (1 N) was added to the cooled solution until pH 3 was reached and the product purified by preparative RP-HPLC (Novapak (Waters) C18 Cartridge Column, 7 micron, 25 x 100 mm; flow: 10 ml/min). Lyophilization gave 2-(3-carboxythien-2-yl)-5-hydroxy-1-methyl-6-oxo-1,6-dihydropyrimidine-4-carboxylic acid (39%). δ_{H} (400 MHz; DMSO- d_6) 3.21 (3H, s), 7.47 (1H, d, J 5.2), 7.82 (1H, d, J 5.2), 13.2 (1H, bs); m/z (ES $^{+}$) 297 (M+H) $^{+}$, 100%.

20

EXAMPLE 31

2-[3-([2-(2-Chlorophenyl)ethyl]amino)carbonyl]thien-2-yl]-5-hydroxy-1-methyl-6-oxo-1,6-dihydropyrimidine-4-carboxylic acid

25 To a solution of 2-[5-[(2,2-dimethylpropanoyl)oxy]-4-(methoxycarbonyl)-1-methyl-6-oxo-1,6-dihydropyrimidin-2-yl]thiophene-3-carboxylic acid (1 eq), obtained as described in Example 30, Step 1, and 2-(2-chlorophenyl)ethylamine (1.3 eq) in dichloromethane (0.05 M) were added HATU (1.3 eq) and DIPEA (1.3 eq). The reaction mixture was stirred overnight at room temperature, at which time the solvent was evaporated *in vacuo*. The resulting mixture was partitioned between

30

EtOAc and hydrochloric acid (1 N). The combined organic layers were washed with brine. Evaporation afforded methyl 2-[3-([2-(2-chlorophenyl)ethyl]amino)carbonyl]thien-2-yl]-5-[(2,2-dimethylpropanoyl)oxy]-1-methyl-6-oxo-1,6-dihydropyrimidine-4-carboxylate (90%), which was dissolved in MeOH (0.1 M). Sodium hydroxide (0.5 N, 4 eq) was added and the reaction mixture was heated at 80°C for 1.5 h. After cooling it to room temperature, hydrochloric acid (1 N) was added until an acidic pH was reached. The product was purified by preparative RP-HPLC (Novapak (Waters) C18 Cartridge Column, 7 micron, 25 x 100 mm; flow: 10 ml/min). Lyophilization gave 2-[3-([2-(2-chlorophenyl)ethyl]amino)carbonyl]thien-2-yl]-5-hydroxy-1-methyl-6-oxo-1,6-dihydropyrimidine-4-carboxylic acid (38%). δ_{H} (400 MHz; DMSO- d_6) 2.91 (2H, t, J 7.2), 3.13 (3H, s), 3.35 (2H, m), 7.41-7.22 (3H, m), 7.39-7.41 (1H, m), 7.57 (1H, d, J 5.6), 7.81 (1H, d, J 5.6), 8.60 (1H, bs); m/z (ES $^+$) 434, 436 (M+H) $^+$.

EXAMPLE 32

5-Hydroxy-1-methyl-6-oxo-2-{3-[(*E*)-2-phenylethenyl]thien-2-yl}-1,6-dihydropyrimidine-4-carboxylic acid

Step 1: Methyl 5-*tert*-butoxy-2-(3-formylthien-2-yl)-1-methyl-6-oxo-1,6-dihydropyrimidine-4-carboxylate

Crude methyl 2-(3-formylthien-2-yl)-5-hydroxy-1-methyl-6-oxo-1,6-dihydropyrimidine-4-carboxylate, obtained as described in Example 29, Step 3, was dissolved in THF (0.4 M solution), *O-tert*-butyl-*N,N'*-diisopropylisourea was added and the mixture was heated to reflux. After 20 min at reflux the solvent was evaporated *in vacuo* and the crude product purified by flash chromatography (PE/EtOAc 1:1) to afford methyl 5-*tert*-butoxy-2-(3-formylthien-2-yl)-1-methyl-6-oxo-1,6-dihydropyrimidine-4-carboxylate (10%). δ_{H} (400 MHz; DMSO- d_6) 1.37 (9H, s), 3.25 (3H, s), 3.81

(3H, s), 7.63 (1H, d, *J* 5.2), 7.94 (1H, d, *J* 5.2), 9.87 (1H, s); *m/z* (ES⁺) 351 (M+H)⁺, 100%.

Step 2: Methyl 5-*tert*-butoxy-1-methyl-6-oxo-2-[3-(2-phenylethenyl)thien-2-yl]-1,6-dihydropyrimidine-4-carboxylate

To a 0.25 M solution of benzyl(triphenyl)phosphonium bromide (1.1 eq) in anhydr. methanol was added sodium methoxide (1.1 eq), and the mixture was stirred 10 min at 50°C. Then a 0.22 M solution of the foregoing aldehyde (1 eq) in anhydr. methanol was added dropwise. The brown mixture was stirred 1 h at 50°C. Methanol was removed under reduced pressure, then water was added and the aqueous phase extracted with ethyl acetate. The combined organic layers were washed with water and brine. Purification by flash chromatography (PE/EtOAc 3:1) gave a mixture of *Z/E* stereoisomers of methyl 5-*tert*-butoxy-1-methyl-6-oxo-2-[3-(2-phenylethenyl)thien-2-yl]-1,6-dihydropyrimidine-4-carboxylate (53%) as a pale yellow oil. δ_{H} (300 MHz; CDCl₃, 2 stereoisomers *E/Z* 1.3:1*) 1.44*, 1.49 (9H, s), 3.43, 3.45* (3H, s), 3.89*, 3.92 (3H, s), 6.31* (1H, d, *J* 12.1), 6.66* (1H, d, *J* 12.1), 6.48 (1H, d, *J* 16.2), 6.84* (1H, d, *J* 5.2), 6.98 (1H, d, *J* 16.2), 7.10-7.40 (6H, m), 7.45 (1H, d, *J* 5.2); *m/z* (ES⁺) 425 (M+H)⁺, 20%.

Step 3: Methyl 5-hydroxy-1-methyl-6-oxo-2-[3-(2-phenylethenyl)thien-2-yl]-1,6-dihydropyrimidine-4-carboxylate

The foregoing compound was dissolved in an excess of TFA and stirred at room temperature for 10 min. TFA was then removed under reduced pressure and co-evaporated with toluene affording methyl 5-hydroxy-1-methyl-6-oxo-2-[3-(2-phenylethenyl)thien-2-yl]-1,6-dihydropyrimidine-4-carboxylate (95%) as a yellow solid. δ_{H} (300 MHz; CDCl₃, 2 stereoisomers *E/Z* 1.3:1*) 3.47, 3.49* (3H, s), 4.01*, 4.03 (3H, s), 6.32* (1H, d, *J* 12.2), 6.66* (1H, d, *J* 12.2), 6.80 (1H, d, *J* 16.2), 6.88* (1H, d, *J* 5.2), 7.11 (1H, d, *J* 16.2), 7.10-7.40 (6H, m), 7.45 (1H, d, *J* 5.2), 10.80 (1H, bs); *m/z* (ES⁺) 369 (M+H)⁺, 100%.

Step 4: 5-Hydroxy-1-methyl-6-oxo-2-[3-[(E)-2-phenylethenyl]thien-2-yl]-1,6-dihydropyrimidine-4-carboxylic acid

The methyl ester moiety of the foregoing compound was hydrolyzed as described in Example 1, Step 8. Purification by RP-HPLC and lyophilization afforded the title compound as a colourless solid (30%). δ_{H} (400 MHz; DMSO- d_6) 3.25 (3H, s), 7.04 (1H, d, J 16.3), 7.23 (1H, d, J 16.3), 7.26 (1H, t, J 7.1), 7.33 (2H, dd, J 7.1, 7.4), 7.57 (2H, d, J 7.4), 7.63 (1H, d, J 5.0), 7.79 (1H, d, J 5.0); m/z (ES $^-$) 353 (M-H) $^-$, 60%.

EXAMPLE 33

5-Hydroxy-1-methyl-6-oxo-2-[3-(2-phenylethyl)thien-2-yl]-1,6-dihydropyrimidine-4-carboxylic acid

The compound obtained in Example 32, Step 2, was dissolved in methanol (0.1 M solution) and hydrogenated under balloon pressure in the presence of Pd/C (10% Pd, 10% in weight). After 3 h the catalyst was removed by filtration, the solvent evaporated and the crude product was deprotected and purified as described in Example 32, Steps 3 and 4, to give the title compound (71%). δ_{H} (400 MHz; DMSO- d_6) 2.70-2.90 (4H, m), 3.10 (3H, s), 7.09-7.16 (4H, m), 7.17-7.24 (2H, m), 7.70 (1H, d, J 5.1); m/z (ES $^-$) 355 (M-H) $^-$, 80%.

EXAMPLE 34

2-[3-[(1E)-4-(2-Chlorophenyl)but-1-enyl]thien-2-yl]-5-hydroxy-1-methyl-6-oxo-1,6-dihydropyrimidine-4-carboxylic acid

Following essentially the procedures described in Example 32, the title compound was obtained from methyl 5-*tert*-butoxy-2-(3-formylthien-2-yl)-1-methyl-6-oxo-1,6-dihydropyrimidine-4-carboxylate and [3-(2-chlorophenyl)propyl](triphenyl)phosphonium bromide as a 2/1 mixture of Z

and *E* stereoisomers (28%). The Wittig reaction was carried out in DCM at 50°C, using potassium *tert*-butoxide as the base. The required phosphonium salt was synthesized in three steps from 3-(2-chlorophenyl)propionic acid by reduction to the alcohol, conversion to the bromide, and reaction with triphenylphosphine. After the Wittig reaction, the product was deprotected as described in Example 32, Step 3. It was then converted completely into the *E* isomer by dissolving it in benzene (0.1 M solution), containing a few crystals of iodine, and irradiating the solution for 9 h with a sun lamp (400 Watt). After hydrolysis, performed as described in Example 32, Step 4, 2-{3-[(1*E*)-4-(2-chlorophenyl)but-1-enyl]thien-2-yl}-5-hydroxy-1-methyl-6-oxo-1,6-dihydropyrimidine-4-carboxylic acid was obtained after purification by RP-HPLC (Novapak (Waters) C18 Cartridge Column, 7 micron, 25 x 100 mm; flow: 10 ml/min) and lyophilization as an off-white solid (13% overall). δ_{H} (400 MHz; CD₃CN) 2.50 (2H, m), 2.89 (2H, t, *J* 7.4), 3.20 (3H, s), 6.18 (1H, d, *J* 15.9), 6.28 (1H, dt, *J* 15.9, 6.6), 7.16-7.30 (3H, m), 7.31 (1H, d, *J* 5.1), 7.36 (1H, d, *J* 7.7), 7.56 (1H, d, *J* 5.1); *m/z* (ES⁺) 417, 419 (M+H)⁺.

EXAMPLE 35

20 5-Hydroxy-1-methyl-6-oxo-2-[3-(4-phenylbutyl)thien-2-yl]-1,6-dihydropyrimidine-4-carboxylic acid

Following generally the procedures of Example 32, Steps 1 and 2, and then the procedures of Example 33 the title compound was obtained as a white solid (21% overall) from methyl 5-*tert*-butoxy-2-(3-formylthien-2-yl)-1-methyl-6-oxo-1,6-dihydropyrimidine-4-carboxylate and 3-phenylpropyl(triphenyl)phosphonium bromide. The Wittig reaction was carried out in DCM at 50°C, using potassium *tert*-butoxide as the base. δ_{H} (400 MHz; DMSO-*d*₆) 1.46-1.54 (4H, m), 2.50 (4H, under DMSO, m), 3.20 (3H, s), 7.05 (1H, d, *J* 4.7), 7.10-7.18 (3H, m), 7.19-7.24 (2H, m), 7.70 (1H, d, *J* 5.1); *m/z* (ES⁻) 383 (M-H)⁻, 60%.

EXAMPLE 36

5 5-Hydroxy-2-{3-[(4-methoxybenzyl)oxy]phenyl}-1-methyl-6-oxo-1,6-
dihydropyrimidine-4-carboxylic acid

Following essentially the procedure outlined in Example 27, Steps 1-3, the title compound was prepared from 3-[(4-methoxybenzyl)oxy]benzonitrile. The amidoxime was synthesized using triethylamine (2.2 eq) in refluxing ethanol. After hydrolysis (see Example 10 24, Step 4), the mixture was cooled to room temperature. Upon addition of hydrochloric acid the title compound precipitated as a white solid, which was filtered off and dried *in vacuo*. δ_{H} (400 MHz; DMSO- d_6) 3.19 (3H, s), 3.74 (3H, s), 5.05 (2H, s), 6.92 (2H, d, *J* 8.2), 7.01-7.12 (3H, m), 7.38-7.48 (3H, m); *m/z* (ES⁺) 383 (M+H)⁺, 100%.

15

EXAMPLE 37

20 2-{2-[(3,4-Dichlorobenzyl)oxy]phenyl}-5-hydroxy-1-methyl-6-oxo-1,6-
dihydropyrimidine-4-carboxylic acid

Following essentially the procedures outlined in Example 27 the title compound was prepared from 2-[(3,4-dichlorobenzyl)oxy]benzonitrile. After cyclization, the crude product was hydrolyzed with sodium hydroxide (0.5 N) for 6 h at 90°C. The mixture was cooled to room temperature, hydrochloric acid (1 N) was added and the title compound precipitated as a 25 white solid. After filtration, it was triturated with Et₂O and dried. δ_{H} (400 MHz; DMSO- d_6) 3.12 (3H, s), 5.16 (2H, m), 7.08 (1H, t, *J* 7.5), 7.18 (1H, d, *J* 8.3), 7.28-7.34 (2H, m), 7.45-7.51 (2H, m), 7.57 (1H, d, *J* 8.3); *m/z* (ES⁺) 422 (M+H)⁺, 100%.

The starting nitrile was obtained by alkylation of 2-
30 hydroxybenzonitrile (1 eq) in DMF with 3,4-dichlorobenzyl chloride (0.9 eq), using K₂CO₃ (2 eq) as the base. The mixture was kept at 60°C

overnight. After cooling to room temperature, the reaction mixture was partitioned between EtOAc and hydrochloric acid (1 N). The organic phase was washed with NaOH (1 N) and brine. δ_{H} (400 MHz; CDCl_3), 5.16 (2H, s), 6.96 (1H, d, J 8.5), 7.06 (1H, t, J 7.5), 7.33 (1H, d, J 8.2), 7.47-7.54 (3H, m), 7.60 (1H, d, J 7.7); m/z (ES^+) 279 ($\text{M}+\text{H}$) $^+$, 100%.

EXAMPLE 38

2-(Furan-2-yl)-5-hydroxy-1-methyl-6-oxo-1,6-dihydropyrimidine-4-carboxylic acid

Step 1: Ethyl 2-ethoxy-2-(1-methyl-2,5-dioxoimidazolidin-4-ylidene)-ethanoate

A mixture of diethyl 2-ethoxy-3-oxosuccinate (1 eq), prepared according to US patent 5,925,764, and *N*-methylurea (1 eq) was refluxed for 3 h in acetic acid containing 1 mol hydrogen chloride (0.2 M solution). The cooled reaction mixture was evaporated to dryness and the residue co-evaporated with toluene and dried *in vacuo* to afford ethyl 2-ethoxy-2-(1-methyl-2,5-dioxoimidazolidin-4-ylidene)ethanoate (99%) as a white solid. δ_{H} (400 MHz; $\text{DMSO}-d_6$, 3:1 *E/Z** ratio) 1.23-1.29 (6H, m), 2.86*, 2.91 (3H, s), 3.87, 3.94* (2H, q, J 6.8, 7.2*), 4.28 (2H, q, J 7.2), 10.03, 10.46* (1H, s); m/z (ES^+) 243 ($\text{M}+\text{H}$) $^+$, 80%.

Step 2: 5-Ethoxy-2-hydroxy-1-methyl-6-oxo-1,6-dihydropyrimidine-4-carboxylic acid

Ethyl 2-ethoxy-2-(1-methyl-2,5-dioxoimidazolidin-4-ylidene)-ethanoate (1 eq) was suspended in potassium hydroxide (1 N, 4 eq) and refluxed for 3 h. The reaction mixture was cooled to 0°C and carefully acidified with concentrated HCl. After standing at 4°C overnight, a white precipitate had formed, which was isolated by filtration and dried *in vacuo* to give 5-ethoxy-2-hydroxy-1-methyl-6-oxo-1,6-dihydropyrimidine-4-

carboxylic acid (63%) as a white solid. δ_{H} (400 MHz; DMSO- d_6) 1.20 (3H, t, J 6.8), 3.13 (3H, s), 3.93 (2H, q, J 6.8), 10.89 (1H, s), 14.2 (1H, bs); δ_{C} (100 MHz; DMSO) 14.9, 27.2, 68.8, 131.6, 132.0, 149.3, 160.8, 161.7; m/z (ES $^-$) 213 (M-H) $^-$; 100%.

5

Step 3: Ethyl 5-ethoxy-2-hydroxy-1-methyl-6-oxo-1,6-dihydropyrimidine-4-carboxylate

Acetyl chloride (20 eq) was added dropwise at 0°C to absolute ethanol (0.06 M solution). After stirring the resulting solution for 20 minutes at room temperature 5-ethoxy-2-hydroxy-1-methyl-6-oxo-1,6-dihydropyrimidine-4-carboxylic acid (1 eq) was added in one portion and the reaction mixture was refluxed overnight. Volatiles were evaporated *in vacuo* and the residue co-evaporated with dichloromethane and dried to give ethyl 5-ethoxy-2-hydroxy-1-methyl-6-oxo-1,6-dihydropyrimidine-4-carboxylate (98%) as an off-white solid. δ_{H} (400 MHz; DMSO- d_6) 1.22 (3H, t, J 7.1), 1.30 (3H, t, J 7.1), 3.14 (3H, s), 3.95 (2H, q, J 7.1), 4.30 (2H, q, J 7.1), 11.03 (1H, bs); m/z (ES $^+$) 243 (M+H) $^+$.

15

20

Step 4: Ethyl 2-chloro-5-ethoxy-1-methyl-6-oxo-1,6-dihydropyrimidine-4-carboxylate

N,N-Dimethylaniline (1.4 eq) was added to a stirred solution of ethyl 5-ethoxy-2-hydroxy-1-methyl-6-oxo-1,6-dihydropyrimidine-4-carboxylate (1 eq) in phosphorus oxychloride (0.14 M solution) and the mixture refluxed overnight. The volatiles were evaporated *in vacuo* and the residue was poured into ice water and extracted into diethyl ether. The combined ethereal layers were washed with brine and dried. Purification by flash chromatography (PE/EtOAc 2:1) gave ethyl 2-chloro-5-ethoxy-1-methyl-6-oxo-1,6-dihydropyrimidine-4-carboxylate (85%) as a light yellow oil, which solidified upon standing. δ_{H} (400 MHz; DMSO- d_6) 1.24 (3H, t, J 7.1), 1.29 (3H, t, J 7.1), 3.53 (3H, s), 4.14 (2H, q, J 7.1), 4.30 (2H, q, J 7.1).

25

30

Step 5: Ethyl 5-ethoxy-2-(furan-2-yl)-1-methyl-6-oxo-1,6-dihydropyrimidine-4-carboxylate

Ethyl 2-chloro-5-ethoxy-1-methyl-6-oxo-1,6-dihydropyrimidine-4-carboxylate (1 eq), 2-furanboronic acid (1.1 eq), bis(tri-*tert*-butylphosphine)palladium(0) (0.015 eq) and spray-dried potassium fluoride (3.3 eq) were placed in an oven-dried Schlenk tube and purged with argon. Anhydrous 1,4-dioxane (0.3 M solution) was added and the reaction mixture was purged with three vacuum/argon cycles before being heated at 85°C under an inert atmosphere for 3 h. The cooled reaction mixture was diluted with EtOAc, filtered over a plug of Celite. After evaporation, the residue was purified by flash chromatography (PE/EtOAc 3:1) to give the title compound as an off-white solid. δ_{H} (400 MHz; DMSO- d_6) 1.25 (3H, t, J 7.1), 1.30 (3H, t, J 7.1), 3.63 (3H, s), 4.18 (2H, q, J 7.1), 4.32 (2H, q, J 7.1), 6.75 (1H, dd, J 3.5, 1.7), 7.25 (1H, d, J 3.5), 7.99 (1H, bs); m/z (ES⁺) 293 (M+H)⁺, 100%.

Step 6: 2-(Furan-2-yl)-5-hydroxy-1-methyl-6-oxo-1,6-dihydropyrimidine-4-carboxylic acid

A solution of ethyl 5-ethoxy-2-(furan-2-yl)-1-methyl-6-oxo-1,6-dihydropyrimidine-4-carboxylate (1 eq) in anhydrous methylene chloride (0.2 M solution) was treated dropwise with a 1 M solution of boron tribromide (5 eq). The reaction mixture was stirred for 1 hour at room temperature. Dichloromethane was evaporated *in vacuo* and the residue stirred in hydrochloric acid (1 N) for 15 min, then diluted with acetonitrile/water and purified by preparative RP-HPLC (Novapak (Waters) C18 Cartridge Column, 7 micron, 25 x 100 mm; flow: 10 ml/min) to give after lyophilization 2-(furan-2-yl)-5-hydroxy-1-methyl-6-oxo-1,6-dihydropyrimidine-4-carboxylic acid as an off-white solid (37%). δ_{H} (400 MHz; DMSO- d_6) 3.57 (3H, s), 6.70 (1H, bs), 7.09 (1H, d, J 3.2), 7.91 (1H, bs); m/z (ES⁻) 235 (M-H)⁻, 100%.

EXAMPLE 39

5 5-Hydroxy-1-methyl-6-oxo-2-{3-[(E)-2-phenylethenyl]furan-2-yl}-1,6-dihydropyrimidine-4-carboxylic acid

Step 1: Ethyl 5-ethoxy-2-(3-formylfuran-2-yl)-1-methyl-6-oxo-1,6-dihydropyrimidine-4-carboxylate

10 Generally following the procedure described in Example 38, Step 5, the title compound was obtained from 3-formyl-2-furylboronic acid and ethyl 2-chloro-5-ethoxy-1-methyl-6-oxo-1,6-dihydropyrimidine-4-carboxylate (64% after flash chromatography). δ_{H} (400 MHz; DMSO- d_6) 1.29 (6H, t, J 7.2), 3.52 (3H, s), 4.26 (2H, q, J 7.2), 4.32 (2H, q, J 7.2), 7.03 (1H, d, J 2.0), 8.08 (1H, d, J 2.0), 10.12 (1H, s); m/z (ES $^+$) 321 (M+H) $^+$,
15 100%.

Step 2: Ethyl 5-ethoxy-1-methyl-6-oxo-2-{3-[(E)-2-phenylethenyl]furan-2-yl}-1,6-dihydropyrimidine-4-carboxylate

20 Sodium hydride (2 eq) was added in one portion to a stirred solution of diethyl benzylphosphonate (2 eq) and ethyl 5-ethoxy-2-(3-formylfuran-2-yl)-1-methyl-6-oxo-1,6-dihydropyrimidine-4-carboxylate (1 eq) in anhydrous 1,2-dimethoxyethane (0.28 M solution). The resulting reaction mixture was refluxed for 24 h, and then poured into water and extracted with ethyl acetate. The combined organic layers were washed with brine,
25 dried over sodium sulfate and evaporated *in vacuo*. Purification by flash chromatography (PE/EtOAc 3:1) gave the title compound as a light yellow solid (20%). δ_{H} (400 MHz; DMSO- d_6) 1.27-1.31 (6H, m), 3.52 (3H, s), 4.22 (2H, q, J 7.2), 4.35 (2H, q, J 7.2), 7.21 (1H, d, J 1.6), 7.27 (1H, d, J 16.8), 7.29 (1H, t, J 7.2), 7.38 (2H, t, J 7.2), 7.52 (2H, d, J 7.2), 7.61 (1H, d, J
30 16.8), 7.95 (1H, d, J 1.6); m/z (ES $^+$) 395 (M+H) $^+$, 100%.

Step 3: 5-Hydroxy-1-methyl-6-oxo-2-{3-[(E)-2-phenylethenyl]furan-2-yl}-1,6-dihydropyrimidine-4-carboxylic acid

Generally following the procedure described in Example 38, Step 6, the title compound was obtained from ethyl 5-ethoxy-1-methyl-6-oxo-2-{3-
5 [(E)-2-phenylethenyl]furan-2-yl}-1,6-dihydropyrimidine-4-carboxylate, after purification by preparative RP-HPLC (Novapak (Waters) C18 Cartridge Column, 7 micron, 25 x 100 mm; flow: 10 ml/min) and lyophilization, as a colourless solid (37%). δ_{H} (400 MHz; DMSO- d_6) 3.51 (3H, s), 7.16-7.20 (2H, m), 7.25-7.28 (1H, m), 7.34-7.37 (2H, m), 7.55 (2H, d,
10 J 7.6), 7.68 (1H, d, J 16.8), 7.89 (1H, s); m/z (ES $^-$) 337 (M-H) $^-$, 40%.

EXAMPLE 40

5-Hydroxy-1-methyl-6-oxo-2-(thien-3-yl)-1,6-dihydropyrimidine-4-carboxylic acid

The title compound was obtained by reaction of ethyl 2-chloro-5-ethoxy-1-methyl-6-oxo-1,6-dihydropyrimidine-4-carboxylate with 3-thienylboronic acid, as described in Example 38, Step 5 [64%; tetrakis(triphenylphosphine)palladium(0) was used for the Suzuki
20 coupling instead of bis(tri-*tert*-butylphosphine)palladium(0)], followed by deprotection of ethyl 5-ethoxy-1-methyl-6-oxo-2-(thien-3-yl)-1,6-dihydropyrimidine-4-carboxylate as described in Example 38, Step 6. Purification by preparative RP-HPLC (Novapak (Waters) C18 Cartridge Column, 7 micron, 25 x 100 mm; flow: 10 ml/min) gave 5-hydroxy-1-
25 methyl-6-oxo-2-(thien-3-yl)-1,6-dihydropyrimidine-4-carboxylic acid as a colourless powder (60%). δ_{H} (400 MHz; DMSO- d_6) 3.42 (3H, s), 7.40 (1H, d, J 4.8), 7.69 (1H, dd, J 4.8, 2.4), 7.97 (1H, d, J 2.4); m/z (ES $^-$) 251 (M-H) $^-$, 100%.

EXAMPLE 41**5-Hydroxy-1-methyl-6-oxo-2-[(trimethylsilyl)ethynyl]-1,6-dihydropyrimidine-4-carboxylate**

5

Step 1: Ethyl 5-ethoxy-1-methyl-6-oxo-2-[(trimethylsilyl)ethynyl]-1,6-dihydropyrimidine-4-carboxylate

A solution of ethyl 2-chloro-5-ethoxy-1-methyl-6-oxo-1,6-dihydropyrimidine-4-carboxylate (1 eq), obtained as described in Example 38, trimethylsilylacetylene (1.5 eq), bis(triphenylphosphine)palladium(II) chloride (0.1 eq), triphenylphosphine (0.05 eq) and triethylamine (1.5 eq) in anhydrous THF (0.4 M solution) was stirred for 20 minutes at room temperature under an atmosphere of argon. Copper(I) iodide (0.012 eq) was added, the tube was purged with three vacuum/argon cycles, and the reaction mixture was stirred at room temperature for 3 h. The reaction mixture was diluted with EtOAc, filtered over a plug of Celite and the filtrate was evaporated *in vacuo*. The residue was purified by flash chromatography (PE/EtOAc 6:1), and ethyl 5-ethoxy-1-methyl-6-oxo-2-[(trimethylsilyl)ethynyl]-1,6-dihydropyrimidine-4-carboxylate (68%) was obtained as an off-white solid. δ_H (400 MHz; DMSO- d_6) 0.29 (9H, s), 1.23 (3H, t, J 7.2), 1.28 (3H, t, J 7.2), 3.55 (3H, s), 4.19 (2H, q, J 7.2), 4.29 (2H, q, J 7.2); m/z (ES⁺) 323 (M+H)⁺, 100%.

Step 2: 5-Hydroxy-1-methyl-6-oxo-2-[(trimethylsilyl)ethynyl]-1,6-dihydropyrimidine-4-carboxylate

25

A solution of ethyl 5-ethoxy-1-methyl-6-oxo-2-[(trimethylsilyl)ethynyl]-1,6-dihydropyrimidine-4-carboxylate (1 eq) in anhydrous dichloromethane (0.2 M solution) was treated dropwise with a solution of boron tribromide (3.3 eq) in the same solvent (1 M). The reaction mixture was stirred for 30 min at room temperature. Dichloromethane was evaporated *in vacuo* and the residue stirred in hydrochloric acid (1 N) for

30

15 min, whereupon a precipitate formed. The solid was filtered, washed with hydrochloric acid (1 N), water, pentane and dried *in vacuo* to give the title compound as an off-white solid. δ_{H} (400 MHz; DMSO- d_6) 0.28 (9H, s), 3.55 (3H, s); m/z (ES $^-$) 265 (M-H) $^-$, 100%.

5

EXAMPLE 42

1-[2-(2-Chlorophenyl)ethyl]-5-hydroxy-6-oxo-2-(thien-2-yl)-1,6-dihydropyrimidine-4-carboxylic acid

10

Step 1: N-Hydroxythiophene-2-carboximidoyl chloride

A DMF solution of thiophene-2-carboxaldehyde oxime (1 eq) was treated dropwise with a solution of NCS (1.05 eq) in DMF. The resulting mixture (0.35 M) was stirred at room temperature for 14 h and then diluted with hydrochloric acid (1 N). After extraction with ethyl acetate the organic layer was dried and concentrated *in vacuo* to give the title compound (95%) as a yellow solid. δ_{H} (400 MHz; DMSO- d_6) 7.13 (1H, dd, J 3.8, 5.1), 7.50 (1H, dd, J 1.1, 3.8), 7.68 (1H, dd, J 1.1, 5.1), 12.30 (1H, s); m/z (ES $^+$) 162, 164 (M+H) $^+$.

20

Step 2: Dimethyl 2-(((1Z)-{[2-(2-chlorophenyl)ethyl]amino}(thien-2-yl)methylidene]amino}oxy)but-2-enedioate

A solution (0.2 M) of *N*-hydroxythiophene-2-carboximidoyl chloride (1 eq) in tetrahydrofuran was treated at 0°C with a solution (0.5 M) of 2-(2-chlorophenyl)ethylamine (1.05 eq) and Et $_3$ N (1.05 eq). The mixture was stirred at room temperature for 1 h then the solvent was removed *in vacuo*. The residue was taken up with ethyl acetate and aqueous hydrochloric acid (1 N). The organic layer was separated and the aqueous phase was neutralised by addition of a saturated aqueous solution of sodium hydrogencarbonate. Following extraction with ethyl acetate the dried organic layer was concentrated to give a residue that was dissolved

30

in chloroform (0.15 M). Dimethyl acetylenedicarboxylate (1.0 eq) was then added dropwise and the mixture was heated at reflux for 1 h. After cooling the mixture was concentrated *in vacuo* to give the title compound as a mixture of *E/Z* isomers on the newly-formed double bond. These were
5 separated by flash chromatography (10% ethyl acetate in petroleum ether):

Z-Isomer (7%, yellow oil) $R_f = 0.55$ (30% ethyl acetate in petroleum ether). δ_H (400 MHz; DMSO- d_6) 2.92 (2H, t, J 7.2), 3.50-3.60 (2H, m), 3.59 (3H, s), 3.77 (3H, s), 5.79 (1H, s), 6.88 (1H, t, J 5.4), 7.12 (1H, dd, J 3.8, 4.9), 7.17-7.31 (4H, m), 7.38 (1H, m), 7.66 (1H, d, J 4.9); δ_C (100 MHz; DMSO- d_6) 34.5, 43.3, 51.3, 52.6, 102.2, 127.1, 127.3, 128.2, 128.8, 129.0,
10 129.1, 130.7, 131.3, 133.0, 136.1, 151.9, 153.5, 162.7, 164.6; m/z (ES $^+$) 423, 425 (M+H) $^+$.

E-Isomer (26%, yellow oil) $R_f = 0.45$ (30% ethyl acetate in petroleum ether). δ_H (400 MHz; DMSO- d_6) 2.87 (2H, t, J 7.0), 3.44 (2H, m), 3.61 (3H, s), 3.81 (3H, s), 5.66 (1H, s), 7.15 (1H, dd, J 5.0, 3.7), 7.16-7.39 (6H, m),
15 7.72 (1H, dd, J 5.0, 1.0); δ_C (100 MHz; DMSO- d_6) 34.4, 43.3, 51.2, 52.7, 93.4, 127.2, 127.4, 128.3, 129.1, 129.1, 129.7, 129.8, 131.2, 133.0, 135.9, 153.2, 160.9, 162.5, 165.8; m/z (ES $^+$) 423, 425 (M+H) $^+$.

An additional 12% of an *E/Z* mixture was obtained.

20

Step 3: Methyl 1-[2-(2-chlorophenyl)ethyl]-5-hydroxy-6-oxo-2-(thien-2-yl)-1,6-dihydropyrimidine-4-carboxylate

For the cyclization the mixture of *E/Z* isomers can be used with similar results.

25 Dimethyl (2*E*)-2-({[(1*Z*)-{2-(2-chlorophenyl)ethyl}amino}(thien-2-yl)methylidene]amino}oxy)but-2-enedioate was dissolved in *p*-xylene (0.12 M) and heated at 150°C for 8 h. The solvent was removed *in vacuo* and the residue was purified by RP-HPLC (stationary phase: Symmetry C₁₈ 19 x 100 mm 5 μ m) to afford the title compound as a white solid (27%). δ_H
30 (300 MHz; DMSO- d_6) 3.00 (2H, t, J 7.2), 3.80 (3H, s), 4.33 (2H, t, J 7.2), 7.06 (1H, m), 7.14 (1H, t, J 4.3), 7.17-7.27 (2H, m), 7.32 (1H, m), 7.39 (1H,

d, J 3.5), 7.74 (1H, d, J 5.2), 10.62 (1H, bs); δ_c (100 MHz; DMSO- d_6) 31.0, 45.6, 52.1, 126.8, 127.1, 127.4, 128.7, 129.1, 129.3, 129.3, 130.9, 133.1, 134.8, 135.1, 143.0, 144.5, 158.9, 165.1; m/z (ES⁺) 391, 393 (M+H)⁺.

5 Step 4: 1-[2-(2-Chlorophenyl)ethyl]-5-hydroxy-6-oxo-2-(thien-2-yl)-1,6-dihydropyrimidine-4-carboxylic acid

 Methyl 1-[2-(2-chlorophenyl)ethyl]-5-hydroxy-6-oxo-2-(thien-2-yl)-1,6-dihydropyrimidine-4-carboxylate was dissolved in a 4:1 mixture of THF/water (0.02 M). Lithium hydroxide (5.0 eq) was added and the
10 mixture was heated at 40°C for 4 h. The cooled mixture was acidified to pH 2 and the white precipitate purified by RP-HPLC (column: Symmetry C₁₈ 19 x 100 mm 5 μ m) to afford the title compound (80%). δ_H (300 MHz; DMSO- d_6) 2.98 (2H, t, J 7.3), 4.30 (2H, t, J 7.3), 7.01-7.28 (4H, m), 7.29-7.42 (2H, m), 7.73 (1H, d, J 4.7), 10.62 (1H, bs); m/z (ES⁺) 377, 379 (M+H)⁺.

15

EXAMPLE 43

1-Ethyl-5-hydroxy-6-oxo-2-(thien-2-yl)-1,6-dihydropyrimidine-4-carboxylic acid

20 Following generally the procedures outlined in Example 42, the title compound was obtained from *N*-hydroxythiophene-2-carboximidoyl chloride and ethylamine hydrochloride as a colourless solid. δ_H (400 MHz; DMSO- d_6) 1.24 (3H, t, J 7.0), 4.09 (2H, q, J 7.0), 7.18 (1H, dd, J 3.5, 5.0), 7.50 (1H, d, J 3.5), 7.77 (1H, d, J 5.0); m/z (ES⁺) 267 (M+H)⁺.

25

EXAMPLE 44

1-Benzyl-5-hydroxy-6-oxo-2-(thien-2-yl)-1,6-dihydropyrimidine-4-carboxylic acid

30 Following generally the procedures outlined in Example 42, the title compound was obtained from *N*-hydroxythiophene-2-carboximidoyl

chloride and benzylamine as a colourless solid. δ_{H} (300 MHz; DMSO- d_6) 5.32 (2H, s), 6.97-7.09 (3H, m), 7.14 (1H, d, J 3.0), 7.19-7.37 (3H, m), 7.68 (1H, d, J 4.8); m/z (ES^+) 329 ($\text{M}+\text{H}$) $^+$, 100%.

5

EXAMPLE 45**5-Hydroxy-6-oxo-2-(thien-2-yl)-1-(2,2,2-trifluoroethyl)-1,6-dihydropyrimidine-4-carboxylic acid**

Following generally the procedures outlined in Example 42, the title compound was obtained from *N*-hydroxythiophene-2-carboximidoyl chloride and 2,2,2-trifluoroethylamine as a colourless solid. δ_{H} (400 MHz; DMSO- d_6) 5.02 (2H, q, J 9.0), 7.18 (1H, dd, J 4.9, 3.6), 7.50 (1H, d, J 3.6), 7.80 (1H, d, J 4.9); δ_{F} (376 MHz; DMSO- d_6) -69.04 (t, J 9.0); δ_{C} (75 MHz; DMSO- d_6) 45.3 (q, J 35), 123.3 (q, J 282), 127.0, 127.3, 129.4, 129.8, 134.7, 142.1, 146.2, 158.6, 167.9; m/z (ES^+) 321 ($\text{M}+\text{H}$) $^+$, 100%.

15

EXAMPLE 46**1-(4-Carboxybenzyl)-5-hydroxy-6-oxo-2-(thien-2-yl)-1,6-dihydropyridine-4-carboxylic acid**

20

Following generally the procedures outlined in Example 42, the title compound was obtained from *N*-hydroxythiophene-2-carboximidoyl chloride and methyl 4-(aminomethyl)benzoate hydrochloride as a colourless solid. δ_{H} (400 MHz; DMSO- d_6) 5.37 (2H, s), 7.03 (1H, dd, J 3.5, 5.0), 7.11 (1H, d, J 3.5), 7.18 (2H, d, J 8.2), 7.68 (1H, d, J 5.0), 7.88 (2H, d, J 8.2); m/z (ES^-) 371 ($\text{M}-\text{H}$) $^-$, 100%.

25

EXAMPLE 47**5-Hydroxy-1-methyl-2-[3-([2-(1-naphthyl)ethyl]sulfonylamino)thien-2-yl]-6-oxo-1,6-dihydropyrimidine-4-carboxylic acid**

30

Step 1: Methyl 2-(3-aminothien-2-yl)-5-hydroxy-1-methyl-6-oxo-1,6-dihydropyrimidine-4-carboxylate

To a solution (0.02 M) of methyl 5-hydroxy-1-methyl-2-(3-nitrothien-2-yl)-6-oxo-1,6-dihydropyrimidine-4-carboxylate (obtained as described in Example 27, step 3) in MeOH/EtOAc (4:1) was added Pd/C (10% Pd, 10% weight). The suspension was stirred for 4 h under hydrogen, then filtered and concentrated to give the title compound (90%) as a yellow solid. δ_{H} (400 MHz; DMSO- d_6) 3.58 (3H, s), 3.83 (3H, s), 6.28 (2H, bs), 6.65 (1H, d, J 5.6), 7.49 (1H, d, J 5.6), 10.18 (1H, s); m/z (ES $^-$) 280 (M-H); m/z (ES $^+$) 282 (M $^+$ +H).

Step 2: 5-Hydroxy-1-methyl-2-[3-([2-(1-naphthyl)ethyl]sulfonylamino)-thien-2-yl]-6-oxo-1,6-dihydropyrimidine-4-carboxylic acid

2-(1-Naphthyl)ethanesulphonyl chloride (2 eq) was added to a stirred solution of methyl 2-(3-aminothien-2-yl)-5-hydroxy-1-methyl-6-oxo-1,6-dihydropyrimidine-4-carboxylate and NaOH (1 N) (2 eq) in THF (0.16 N). The reaction mixture was stirred at room temperature. After 6 h more sulphonyl chloride (2 eq) and NaOH (1 N) (2 eq) were added. After 24 h a solution of NaOH (1 N) (8 eq) in THF (0.5 N) was added. The reaction mixture was heated to 60°C for 1 h, and then cooled to room temperature and acidified to pH 2 with hydrochloric acid (1 N). After extraction with EtOAc, the solvent was removed *in vacuo* and the crude purified by preparative RP-HPLC to give after lyophilization the title compound (38%) as a colourless solid. δ_{H} (300 MHz; DMSO- d_6) 3.39 (3H, s), 3.43 (2H, m), 3.54 (2H, m), 7.29 (1H, d, J 5.5), 7.42 (2H, d, J 4.8), 7.51 (2H, m), 7.82 (1H, d, J 5.5), 7.83 (2H, m), 7.93 (1H, m), 10.34 (1H, s); m/z (ES $^-$) 484 (M-H) $^-$, 100%; m/z (ES $^+$) 486 (M+H) $^+$, 100%.

EXAMPLE 48

5 5-Hydroxy-1-methyl-6-oxo-2-{3-[[[(2-phenyl-1,3-thiazol-4-yl)methyl]amino}carbonyl]amino]thien-2-yl}-1,6-dihydropyrimidine-4-carboxylic acid

Step 1: Methyl 5-tert-butoxy-1-methyl-2-(3-nitrothien-2-yl)-6-oxo-1,6-dihydropyrimidine-4-carboxylate

10 *O*-tert-Butyl-*N,N'*-diisopropylisourea (5 eq) was added to a solution of methyl 5-hydroxy-1-methyl-2-(3-nitrothien-2-yl)-6-oxo-1,6-dihydropyrimidine-4-carboxylate (obtained as described in Example 27, step 3) in THF (0.4 M). After heating for 10 min at reflux, solvent was evaporated *in vacuo* and the crude purified by flash chromatography
15 (PE/EtOAc 2:3) affording the title compound (71%) as a pale orange solid. δ_{H} (400 MHz; DMSO- d_6) 1.37 (9H, s), 3.24 (3H, s), 3.81 (3H, s), 7.77 (1H, d, *J* 5.6), 7.99 (1H, d, *J* 5.6); *m/z* (ES⁺) 368 (M+H)⁺.

20 Step 2: Methyl 5-tert-butoxy-1-methyl-2-(3-aminothien-2-yl)-6-oxo-1,6-dihydropyrimidine-4-carboxylate

A solution of the foregoing compound in MeOH/EtOAc (3:2) (0.02 M) was cooled at 0°C under a nitrogen atmosphere and the same amount of 10% wt Pd/C was added. The reaction mixture was left for 3 h at room temperature under H₂ atmosphere. The catalyst was filtered off and
25 washed exhaustively with MeOH/EtOAc (3:5). Evaporation of the solvent afforded the title compound (86%) as an orange-yellow solid. δ_{H} (400 MHz; DMSO- d_6) 1.32 (9H, s), 3.57 (3H, s), 3.82 (3H, s), 6.40 (2H, bs), 6.66 (1H, d, *J* 5.4), 7.57 (1H, d, *J* 5.4); *m/z* (ES⁺) 338 (M+H)⁺.

Step 3: Methyl 5-tert-butoxy-1-methyl-6-oxo-2-{3-[(2-phenyl-1,3-thiazol-4-yl)methyl]amino}carbonyl)amino]thien-2-yl}-1,6-dihydropyrimidine-4-carboxylate

Triphosgene (1.5 eq) was added to a solution of the foregoing
5 compound in dry 1,4-dioxane. The flask was continuously purged with
nitrogen and the effluent was bubbled through aqueous KOH solution to
destroy excess phosgene. After 15 min (2-phenyl-1,3-thiazol-4-
yl)methylamine (3 eq) was added and the mixture was stirred 3 h at room
temperature. After dilution with water it was extracted with EtOAc. The
10 collected organic layers were treated with brine and dried on Na₂SO₄.
Removal of the solvent afforded the title compound (60%) as a yellow solid.
 δ_{H} (400 MHz; DMSO-*d*₆) 1.34 (9H, s), 3.35 (3H, s), 3.81 (3H, s), 4.39 (2H, d,
J 5.7), 6.62 (1H, t, *J* 5.7), 7.32 (1H, d, *J* 5.5), 7.40 (1H, s), 7.48 (3H, m), 7.71
(1H, d, *J* 5.5), 7.92 (2H, d, *J* 6.6), 8.99 (1H, s); *m/z* (ES⁺) 554 (M+H)⁺.

15

Step 4: 5-Hydroxy-1-methyl-6-oxo-2-{3-[(2-phenyl-1,3-thiazol-4-yl)methyl]amino}carbonyl)amino]thien-2-yl}-1,6-dihydropyrimidine-4-carboxylic acid

KOH (1 M) (10 eq) was added to a solution of the foregoing
20 compound in MeOH (0.1 M). The resulting yellow solution was stirred at
room temperature for 2 h. An excess of hydrochloric acid (3 N) was then
added and the mixture was stirred at the same temperature for 2 h more.
Purification by RP-HPLC (Conditions: Waters X-TERRA MS C18, 7
micron, 19 x 150 mm; flow: 17 ml/min; gradient: A, H₂O + 0.05% TFA; B,
25 MeCN + 0.05% TFA; 85% A isocratic for 3 min then linear to 35% A in 11
min) gave the title compound (20%) after lyophilization as a white solid.
 δ_{H} (400 MHz; DMSO-*d*₆) 3.35 (3H, s), 4.41 (2H, d, *J* 5.6), 6.78 (1H, t, *J* 5.6),
7.41 (1H, s), 7.47 (3H, m), 7.60 (1H, d, *J* 5.4), 7.66 (1H, d, *J* 5.4), 7.91 (2H,
d, *J* 7.5); *m/z* (ES⁻) 482 (M-H)⁻.

30

EXAMPLE 49

2-[3-({[(2-Chlorobenzyl)oxy]carbonyl}amino)thien-2-yl]-5-hydroxy-1-methyl-6-oxo-1,6-dihydropyrimidine-4-carboxylic acid

5

Step 1: *tert*-Butyl 5-*tert*-butoxy-2-[3-({[(2-chlorobenzyl)oxy]carbonyl}-amino)thien-2-yl]-1-methyl-6-oxo-1,6-dihydropyrimidine-4-carboxylate

A solution of triphosgene in dioxane (0.1 M) (1.5 eq) was added to a solution of methyl 5-*tert*-butoxy-1-methyl-2-(3-aminothien-2-yl)-6-oxo-1,6-dihydropyrimidine-4-carboxylate (obtained as described in Example 48,
10 step 2) in dry 1,4-dioxane (0.1 M). After stirring for 15 min at room temperature 2-chlorobenzyl alcohol (2 eq) and triethylamine (2 eq) were added. After stirring the white suspension at 40°C overnight, the solvent was removed under reduced pressure and the crude purified by flash
15 column chromatography on silica gel (PE/ethyl acetate 3:1) to give the title compound (42%). δ_{H} (400 MHz; DMSO- d_6) 1.45 (18H, s), 3.82 (3H, s), 5.33 (2H, s), 7.25 (3H, m), 7.50 (2H, m), 8.01 (1H, d, J 5.2), 10.66 (1H, s); m/z (ES⁺) 548, 550 (M+H)⁺.

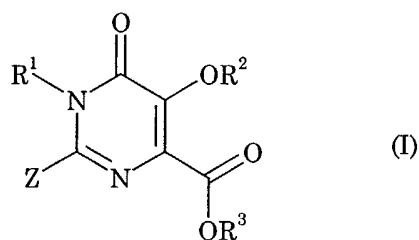
20 Step 2: 2-[3-({[(2-Chlorobenzyl)oxy]carbonyl}amino)thien-2-yl]-5-hydroxy-1-methyl-6-oxo-1,6-dihydropyrimidine-4-carboxylic acid

A solution of the foregoing compound in TFA (0.05 M) was stirred at 0°C for 30 min, and then the solvent was removed under reduced pressure. The oily residue was treated with DCM, and precipitate was isolated by
25 filtration and dried to give the title compound as a pale yellow solid (63%). δ_{H} (400 MHz; DMSO- d_6) 3.29 (3H, s), 5.19 (2H, s), 7.38 (2H, m), 7.45 (3H, m), 7.73 (1H, d, J 5.5), 10.04 (1H, s); m/z (ES⁺) 436, 438 (M+H)⁺.

CLAIMS:

1. A compound of formula (I) below, or a pharmaceutically acceptable salt thereof:

5



wherein

10 Z represents C₂₋₆ alkynyl, aryl or heteroaryl, any of which groups may be optionally substituted;

R¹ represents C₁₋₆ alkyl or aryl(C₁₋₆)alkyl, either of which groups may be optionally substituted;

15 R² represents hydrogen; or C₁₋₆ alkyl, C₂₋₆ alkylcarbonyl, aryl, arylcarbonyl, heteroaryl, aryl(C₁₋₆)alkyl or heteroaryl(C₁₋₆)alkyl, any of which groups may be optionally substituted; and

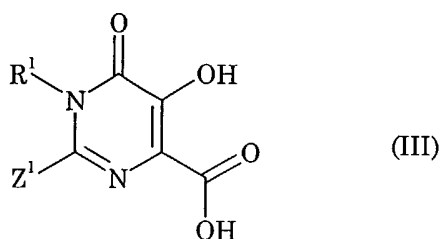
R³ represents hydrogen, C₁₋₆ alkyl, C₃₋₇ heterocycloalkyl(C₁₋₆)alkyl, di(C₁₋₆)alkylamino(C₁₋₆)alkyl, C₂₋₆ alkylcarbonyloxy(C₁₋₆)alkyl or C₃₋₇ cycloalkoxycarbonyloxy(C₁₋₆)alkyl; for use in therapy.

20

2. A compound of formula (I) as defined in claim 1, or a pharmaceutically acceptable salt thereof; provided that, when Z is unsubstituted phenyl, then R¹, R² and R³ do not each simultaneously represent methyl.

25

3. A compound as claimed in claim 2 represented by formula (III) below:



wherein

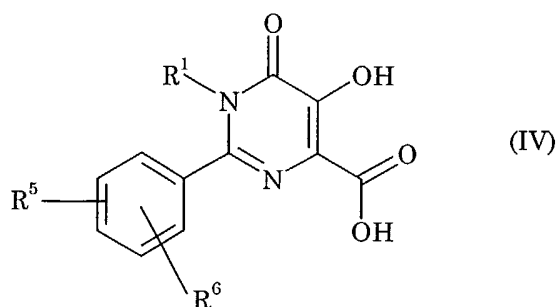
Z¹ represents optionally substituted aryl; and

5

R¹ is as defined in claim 1.

4. A compound as claimed in claim 3 represented by formula

(IV):



10

wherein

R¹ is as defined in claim 1; and

15 R⁵ and R⁶ are each independently selected from hydrogen and a substituent group of formula (II):



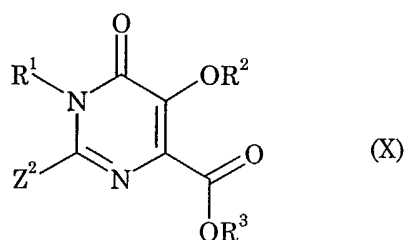
in which

20

X is selected from -NH-SO₂-, -NH-SO₂-NH-, -CH₂-SO₂-, -SO₂-NH-, -NH-CO-NH-, -NH-CS-NH-, -NH-CO-O-, -NH-CO-, -CO-NH-, -NH-CO-NH-SO₂-, -NH-CO-NH-CO-, -O-, -S-, -SO-, -SO₂-, -NH-, -CH₂-, -CH₂O- and -CH₂S-; and

R⁴ represents aryl, aryl(C₁₋₆)alkyl, C₃₋₇ cycloalkyl, C₁₋₆ alkyl, heteroaryl(C₁₋₆)alkyl, C₃₋₇ heterocycloalkyl or C₂₋₆ alkenyl, any of which groups may be optionally substituted.

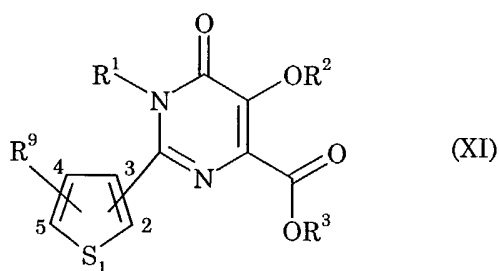
- 5 5. A compound as claimed in claim 2 represented by formula (X) below:



10 wherein

Z² represents optionally substituted heteroaryl; and
R¹, R² and R³ are as defined in claim 1.

- 15 6. A compound as claimed in claim 5 represented by formula (XI) below:



wherein

- 20 R¹, R² and R³ are as defined in claim 1; and
R⁹ represents hydrogen or a group of formula (II) as defined in claim 4.

7. A compound selected from Example Nos. 1 to 46, or a pharmaceutically acceptable salt thereof.

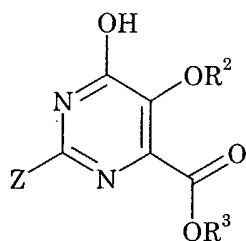
8. A compound selected from Example Nos. 47 to 49, or a pharmaceutically acceptable salt thereof.

9. A pharmaceutical composition comprising a compound of formula (I) as defined in claim 1, or a pharmaceutically acceptable salt thereof, in association with a pharmaceutically acceptable carrier.

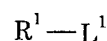
10. The use of a compound of formula (I) as defined in claim 1, or a pharmaceutically acceptable salt thereof, for the manufacture of a medicament for treatment or prevention of infection by hepatitis C virus.

11. A process for the preparation of a compound of formula (I) as defined in claim 1, which comprises:

(A) reacting a compound of formula (XIV) with a compound of formula (XV):



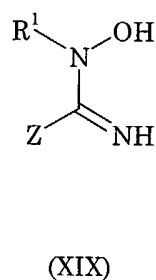
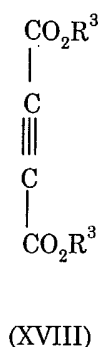
(XIV)



(XV)

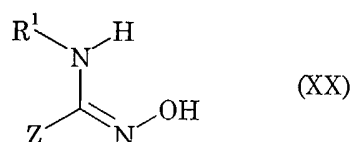
wherein Z, R¹, R² and R³ are as defined in claim 1, and L¹ represents a suitable leaving group; or

(B) reacting a compound of formula (XVIII) with a compound of formula (XIX):



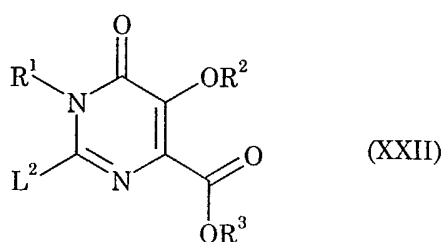
wherein Z, R¹ and R³ are as defined in claim 1; followed by cyclisation of the intermediate thereby obtained; or

- 5 (C) reacting a compound of formula (XVIII) as defined above with a compound of formula (XX):



- 10 wherein Z and R¹ are as defined in claim 1; followed by cyclisation of the intermediate thereby obtained; or

- (D) reacting a compound of formula Z-B(OH)₂ with a compound of formula (XXII):



15

wherein Z, R¹, R² and R³ are as defined in claim 1, and L² represents a suitable leaving group; in the presence of a transition metal catalyst; and

(E) subsequently, if required, converting a compound of formula (I) initially obtained into a further compound of formula (I) by standard methods.

- 5 12. A method of inhibiting hepatitis C virus polymerase and/or of treating or preventing an illness due to hepatitis C virus, the method involving administering to a subject suffering from the condition a therapeutically or prophylactically effective amount of a compound of formula (I) as defined in claim 1, or a pharmaceutically acceptable salt
10 thereof.

INTERNATIONAL SEARCH REPORT

International Application No

PCT/GB 03/00124

A. CLASSIFICATION OF SUBJECT MATTER

IPC 7 C07D239/54 C07D409/04 C07D417/04 A61K31/505 A61P31/12

According to International Patent Classification (IPC) or to both national classification and IPC

B. FIELDS SEARCHED

Minimum documentation searched (classification system followed by classification symbols)

IPC 7 C07D A61K A61P

Documentation searched other than minimum documentation to the extent that such documents are included in the fields searched

Electronic data base consulted during the international search (name of data base and, where practical, search terms used)

CHEM ABS Data, EPO-Internal, WPI Data

C. DOCUMENTS CONSIDERED TO BE RELEVANT

Category *	Citation of document, with indication, where appropriate, of the relevant passages	Relevant to claim No.
X	CULBERSTON: "SYNTHESIS OF 5,6-DIHYDROXY-2-PHENYL-4-PYRIMIDINECARBOXY- LIC ACID, METHYL ESTER" JOURNAL OF HETEROCYCLIC CHEMISTRY., vol. 16, no. 7, November 1979 (1979-11), pages 1423-4, XP001029094 HETEROCORPORATION. PROVO., US ISSN: 0022-152X page 1423; figure 8; example 8 ---	1
A	WO 00 13708 A (VIROPHARMA INC.) 16 March 2000 (2000-03-16) claims ---	1,9,10
P,A	WO 02 06246 A (ISTITUTO DI RICERCHE DI BIOLOGIA MOLECOLARE) 24 January 2002 (2002-01-24) the whole document -----	1-12



Further documents are listed in the continuation of box C.



Patent family members are listed in annex.

* Special categories of cited documents:

A document defining the general state of the art which is not considered to be of particular relevance

E earlier document but published on or after the international filing date

L document which may throw doubts on priority claim(s) or which is cited to establish the publication date of another citation or other special reason (as specified)

O document referring to an oral disclosure, use, exhibition or other means

P document published prior to the international filing date but later than the priority date claimed

T later document published after the international filing date or priority date and not in conflict with the application but cited to understand the principle or theory underlying the invention

X document of particular relevance; the claimed invention cannot be considered novel or cannot be considered to involve an inventive step when the document is taken alone

Y document of particular relevance; the claimed invention cannot be considered to involve an inventive step when the document is combined with one or more other such documents, such combination being obvious to a person skilled in the art.

G document member of the same patent family

Date of the actual completion of the international search

8 April 2003

Date of mailing of the international search report

23/04/2003

Name and mailing address of the ISA

European Patent Office, P.B. 5818 Patentlaan 2
NL - 2280 HV Rijswijk
Tel. (+31-70) 340-2040, Tx. 31 651 epo nl,
Fax: (+31-70) 340-3016

Authorized officer

Francois, J

INTERNATIONAL SEARCH REPORT

national application no.
PCT/GB 03/00124

Box I Observations where certain claims were found unsearchable (Continuation of item 1 of first sheet)

This International Search Report has not been established in respect of certain claims under Article 17(2)(a) for the following reasons:

1. ☒ Claims Nos.:
because they relate to subject matter not required to be searched by this Authority, namely:

Although claim 12 is directed to a method of treatment of the human/animal body, the search has been carried out and based on the alleged effects of the compound/composition.
2. ☐ Claims Nos.:
because they relate to parts of the International Application that do not comply with the prescribed requirements to such an extent that no meaningful International Search can be carried out, specifically:
3. ☐ Claims Nos.:
because they are dependent claims and are not drafted in accordance with the second and third sentences of Rule 6.4(a).

Box II Observations where unity of invention is lacking (Continuation of item 2 of first sheet)

This International Searching Authority found multiple inventions in this international application, as follows:

1. ☐ As all required additional search fees were timely paid by the applicant, this International Search Report covers all searchable claims.
2. ☐ As all searchable claims could be searched without effort justifying an additional fee, this Authority did not invite payment of any additional fee.
3. ☐ As only some of the required additional search fees were timely paid by the applicant, this International Search Report covers only those claims for which fees were paid, specifically claims Nos.:
4. ☐ No required additional search fees were timely paid by the applicant. Consequently, this International Search Report is restricted to the invention first mentioned in the claims; it is covered by claims Nos.:

Remark on Protest

- ☐ The additional search fees were accompanied by the applicant's protest.
- ☐ No protest accompanied the payment of additional search fees.

INTERNATIONAL SEARCH REPORT

Information on patent family members

International Application No

PCT/GB 03/00124

Patent document cited in search report		Publication date	Patent family member(s)	Publication date
WO 0013708	A	16-03-2000	AU 751201 B2	08-08-2002
			AU 6137099 A	27-03-2000
			BR 9913406 A	29-01-2002
			CA 2343522 A1	16-03-2000
			CN 1324250 T	28-11-2001
			EP 1109580 A1	27-06-2001
			JP 2002524423 T	06-08-2002
			WO 0013708 A1	16-03-2000
			US 6440985 B1	27-08-2002
<hr/>				
WO 0206246	A	24-01-2002	AU 7253001 A	30-01-2002
			WO 0206246 A1	24-01-2002
<hr/>				