



US00D968024S

(12) **United States Design Patent**  
**Qiu et al.**

(10) **Patent No.:** **US D968,024 S**  
(45) **Date of Patent:** **\*\* Oct. 25, 2022**

- (54) **HAIR CLIPPER**
- (71) Applicant: **WAHL CLIPPER CORPORATION**,  
Sterling, IL (US)
- (72) Inventors: **Zhenfeng Qiu**, Jalaïd Banner (CN);  
**Tangwen Xu**, Shangrao (CN); **Qing Wang**, Ningbo (CN)
- (73) Assignee: **WAHL CLIPPER CORPORATION**,  
Sterling, IL (US)
- (\*\*) Term: **15 Years**
- (21) Appl. No.: **29/749,447**
- (22) Filed: **Sep. 4, 2020**

D450,157 S *	11/2001	Yiu .....	D24/133
D497,452 S	10/2004	Nielsen et al.	
D499,212 S	11/2004	Nielsen et al.	
D501,278 S	1/2005	Nielsen et al.	
D523,991 S	6/2006	Langley et al.	
D577,863 S *	9/2008	Kubono .....	D28/49
D582,604 S	12/2008	Eddinger et al.	
D619,303 S	7/2010	Aulwes et al.	
D626,692 S *	11/2010	Leventhal .....	D28/48
D627,102 S *	11/2010	Leventhal .....	D28/48
D645,203 S *	9/2011	Douloubakas .....	D28/44.1
D646,437 S *	10/2011	Leventhal .....	D28/49
D662,660 S *	6/2012	Byun .....	D28/44.1
D701,648 S *	3/2014	Yiu .....	D24/146
D722,198 S *	2/2015	Wong .....	D28/49
D777,980 S	1/2017	Moeller et al.	
2009/0025234 A1 *	1/2009	Carlucci .....	B26B 19/042 30/527

\* cited by examiner

- (30) **Foreign Application Priority Data**
- Mar. 13, 2020 (CN) ..... 202030084599.8
- (51) **LOC (13) Cl.** ..... **28-03**
- (52) **U.S. Cl.**
- USPC ..... **D28/49**

*Primary Examiner* — Jennifer Rivard  
*Assistant Examiner* — Alison M Ofstun  
 (74) *Attorney, Agent, or Firm* — Greer, Burns & Crain, Ltd

- (58) **Field of Classification Search**
- USPC ..... D28/44, 44.1, 45, 49–54; D30/158–159
- CPC ..... A45D 26/00; A45D 26/0023; A45D 26/0038; A45D 26/0004; A45D 26/0009; A45D 26/0057; B26B 19/00; B26B 19/02; B26B 19/04; B26B 19/06; B26B 19/10; B26B 19/12; B26B 19/28; B26B 19/38; B26B 19/3853
- See application file for complete search history.

(57) **CLAIM**

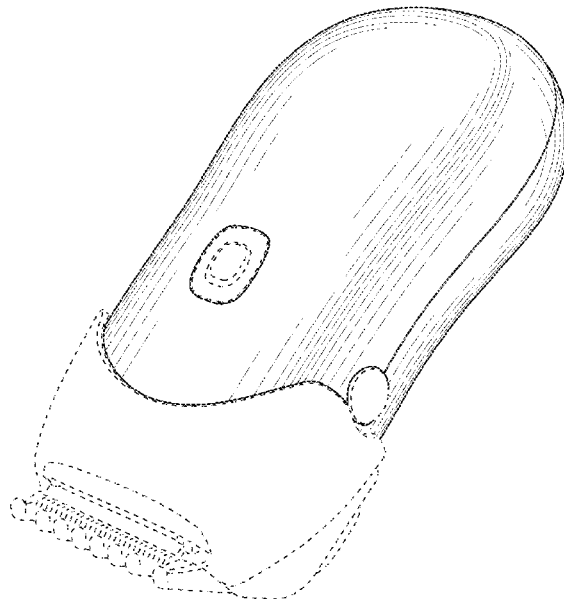
The ornamental design for a hair clipper, as shown and described.

**DESCRIPTION**

FIG. 1 is a top perspective view of the present hair clipper; FIG. 2 is a right side view of the hair clipper of FIG. 1; FIG. 3 is a left side view of the present hair clipper; FIG. 4 is a top plan view of the present hair clipper; FIG. 5 is a bottom plan view of the hair clipper of FIG. 1; FIG. 6 is a front view of the hair clipper of FIG. 1; and, FIG. 7 is a rear view of the hair clipper of FIG. 1. In the drawings, the broken lines illustrate portions of the hair clipper and form no part of the claimed design.

- (56) **References Cited**
- U.S. PATENT DOCUMENTS
- D340,783 S 10/1993 McCambridge et al.
- D351,046 S 9/1994 McCambridge et al.
- D376,010 S \* 11/1996 Kip ..... D28/51

**1 Claim, 4 Drawing Sheets**



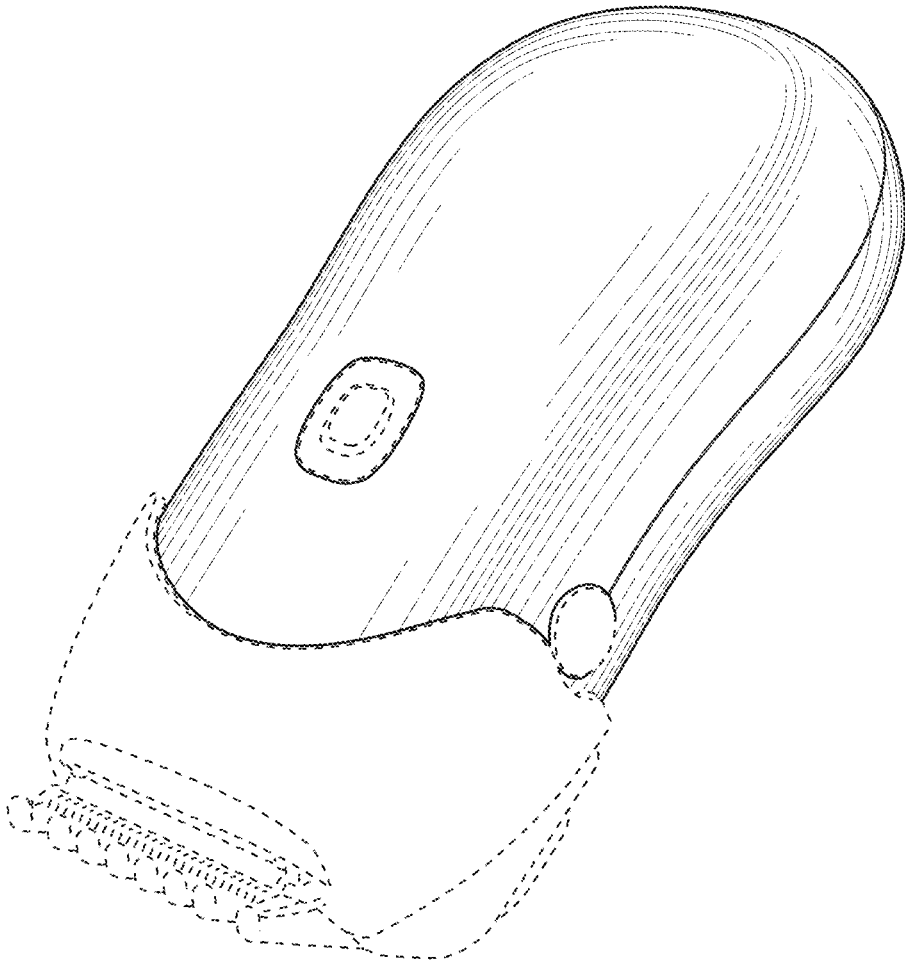


FIG. 1

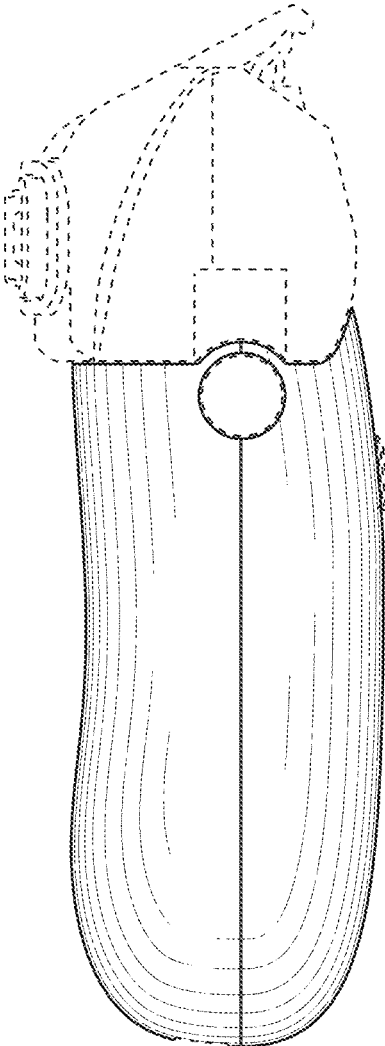


FIG. 2

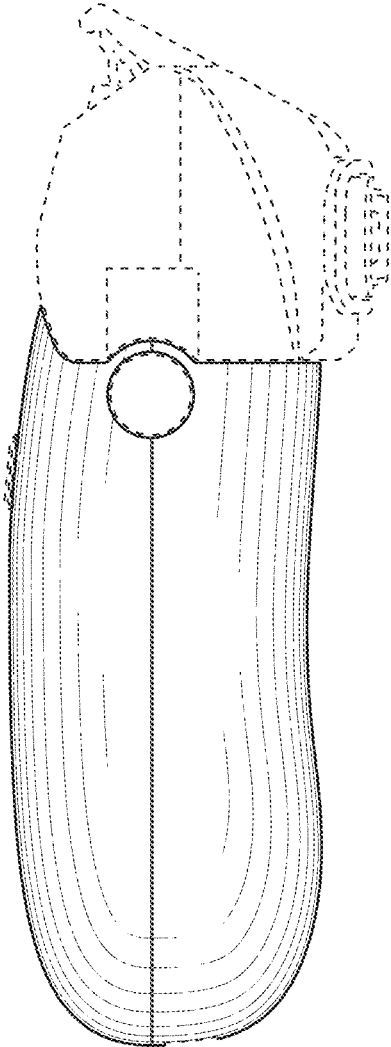


FIG. 3

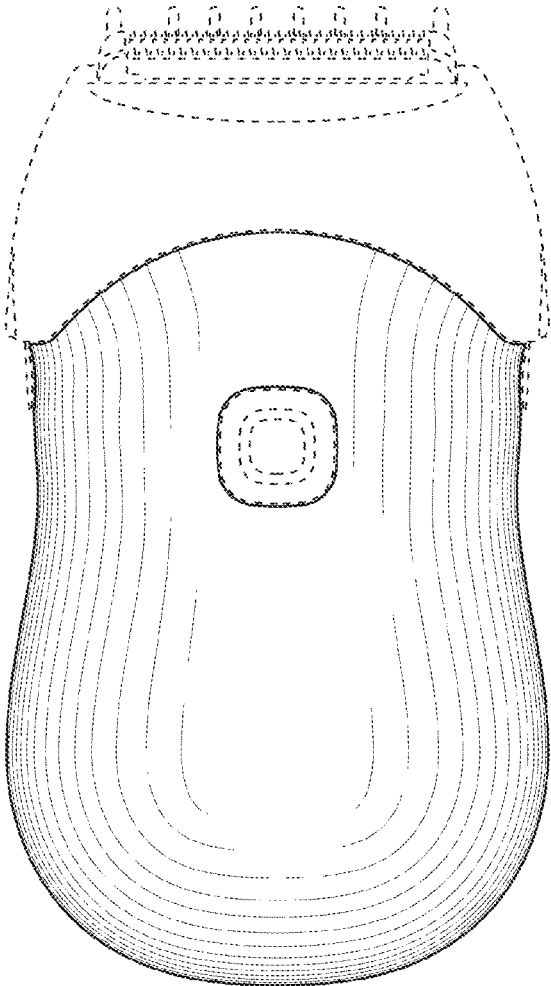


FIG. 4

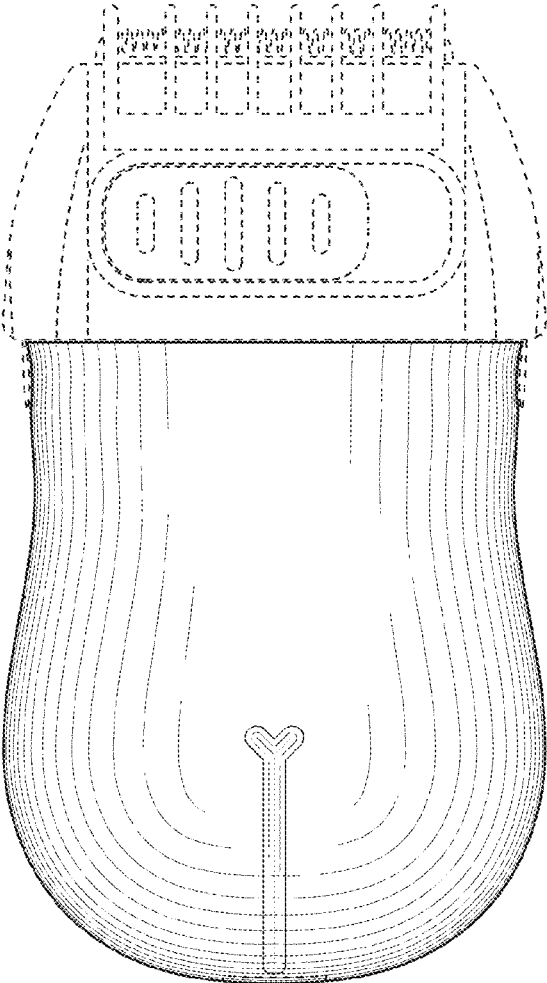


FIG. 5

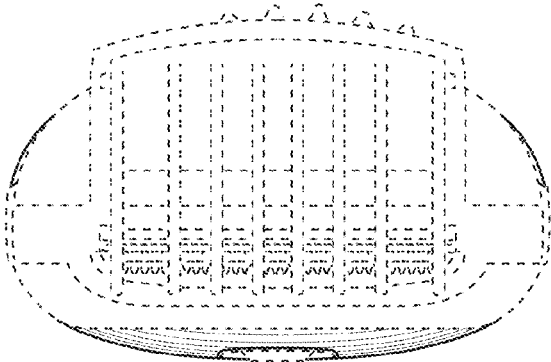


FIG. 6

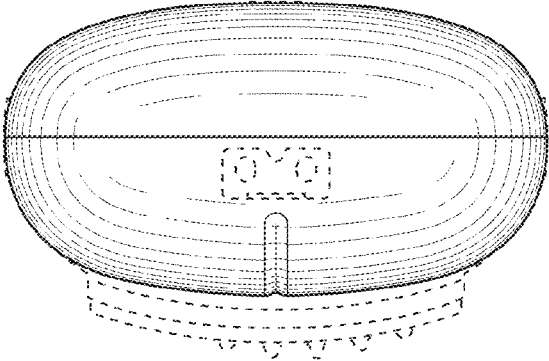


FIG. 7